

How to Build a Graph-Based Deep Learning Architecture in Traffic Domain: A Survey

Jiexia Ye, Juanjuan Zhao*, Kejiang Ye, Chengzhong Xu, IEEE Fellow

Abstract—The huge success of deep learning in computer vision and natural language processing has inspired researchers to exploit deep learning techniques in traffic domain. Various deep learning architectures have been proposed to solve the complex challenges (e.g., spatial temporal dependencies) in traffic domain. In addition, researchers traditionally modeled the traffic network as grids or segments in spatial dimension. However, many traffic networks are graph-structured in nature. In order to utilize such spatial information fully, it's more appropriate to formulate traffic networks as graphs mathematically. Recently, many novel deep learning techniques have been developed to process graph data. More and more works have applied these graph-based deep learning techniques in various traffic tasks and have achieved state-of-the-art performances. To provide a comprehensive and clear picture of such emerging trend, this survey carefully examines various graph-based deep learning architectures in many traffic applications. We first give guidelines to formulate a traffic problem based on graph and construct graphs from various traffic data. Then we decompose these graph-based architectures and discuss their shared deep learning techniques, clarifying the utilization of each technique in traffic tasks. What's more, we summarize common traffic challenges and the corresponding graph-based deep learning solutions to each challenge. Finally, we provide benchmark datasets, open source codes and future research directions in this rapidly growing field.

Index Terms—Graph Neural Network, GNN, Graph Convolution Network, GCN, Graph, Deep Learning, Traffic Forecasting, Traffic Domain, ITS

IN many countries and regions, along with the continuing expansion of urbanization, mass population is quickly conglomerated to cities. The rapidly increasing number of private vehicles and growing demand of public transport services in these cities are putting great pressure on their current transportation systems. The traffic problems such as frequent traffic jams, serious traffic accidents, long commute have seriously degraded the travel experience of passengers and decreased the operation efficiency of cities. To address these challenges, many cities are committed to develop an Intelligent Transportation System (ITS) which can provide efficient traffic management, accurate traffic resources allocation, high-quality transportation service. ITS also aims to reduce the possibility of accidents, relieve traffic congestion and ensure public traffic security.

To construct an Intelligent Transportation System which makes cities smart, there are mainly two indispensable components, i.e., intelligent infrastructures and new algorithms.

On one hand, as the investment in transportation infrastructures increases, there are more and more traffic equipments

and systems, including loop detectors, probes, road cameras on road networks, GPS in taxis or buses, smart cards on subways and buses, automatic fare collection system, online ride-hailing or ride-sharing system. These infrastructures are heterogeneous data sources and produce traffic data around-the-clock, like numeric data (e.g., GPS trajectories, traffic measurements), image/video data (e.g., vehicle images) and textual data (e.g., incident reports). These transportation data are enormous in volume, rich in detail and complicated in structure. There is an urgent need to utilize more intelligent and powerful approaches to process these data.

On the other hand, in transportation domain, researchers have witnessed the algorithms evolving from statistic methods, to machine learning models and recently to deep learning approaches. In the early stage, statistic methods including ARIMA [1] and its variants [2], VAR [3], Kalman filtering [4] were prevalent for that they have solid and widely accepted mathematical foundations. However, the linear and stationarity assumptions of these methods are violated by the highly non-linearity and dynamics in traffic data, resulting in poor performance in practice. Traditional machine learning approaches such as Support Vector Machine [5], K-Nearest Neighbors [6] can model non-linearity and more complex correlations in traffic data. However, the shallow architecture, manual feature selection and separated learning in these models are considered to be unsatisfactory in big data scenarios [7].

The breakthrough of deep learning in many domains, including computer vision, natural language process has attracted attention of transportation industry and research community. Deep learning techniques overcome the handcrafted feature engineering by providing an end-to-end learning from raw traffic data. The powerful capacities of deep learning approaches to approximate any complex function in theory can model more complicated patterns in various traffic networks. In addition, due to the available computational resources (e.g., GPU) and sufficient amount of traffic data [7], deep learning based techniques have been widely employed and achieved state-of-the-art performance in multiple traffic applications. Recurrent neural network (RNN) and its variants are widely used for processing sequence data and have the superior capacity to extract the temporal dependency in traffic data [8]. However, they fail to extract the spatial features of traffic network. Convolutional neural networks (CNNs) are powerful approaches to model the spatial dependency in grid-based traffic network [9]. However, many traffic data are naturally graph-based data. What's worse, CNNs focus on extracting local connectivity and overlook the global connectivity of the whole network. In addition, although some previous works

*Corresponding author: Juanjuan Zhao

The email of the first author is {jx.ye}@siat.ac.cn; The institutions of the authors are Chinese Academy of Sciences, University of Macau.

have analyzed traffic problems in a graph view [10], [11], [12], these traditional approaches are not powerful enough to process big data and tackle complicated challenges.

Recently, many researches have extended deep learning approaches for graph data [13] and proposed a new group of neural networks called graph neural networks (GNNs) [14], [15], [16], aiming to address graph-related applications. GNNs have become the state-of-the-art approaches in many domains, including natural language process [17], computer vision [18], biology [19], recommendation system [20]. Since many traffic data are graph-structured, it is natural to explore the hot and effective GNNs in traffic domain to improve prediction accuracy. Many works have been produced during the last couple of years and more are on the road. Under this circumstance, a comprehensive literature review on these graph-based deep learning architectures in transportation domain would be very timely, which is exactly our work.

To our best knowledge, it is the first paper to provide a comprehensive survey on graph-based deep learning works in traffic domain. Note that some works we review actually work on similar traffic problems with similar techniques. Our summarization can help the upcoming researchers avoid repetitive works and focus on new solutions. What's more, the practical and clear guidance in this survey enables participators to apply these new emerging approaches in real-life traffic tasks quickly.

To sum up, we make notable contributions as follow:

- We systematically outline several traffic problems, related research directions and challenges to provide an overview in traffic domain, which helps participators to locate or expand their researches.
- We summarize a general formulation of spatiotemporal traffic problems and provide a specific guidance to construct graphs for four kinds of raw traffic datasets. Such thorough summarization is quite practical and can accelerate applications of graph-based approaches in traffic domain.
- We analyze five deep learning techniques (e.g., GNNs) widely used in graph-based traffic works. We briefly introduce the theoretical aspects, advantages, limitations of these techniques and elaborate their variants in specific traffic tasks, hoping to inspire the following researchers to develop more novel models.
- We discuss in detail four common challenges confronted by many graph-based traffic tasks. For each challenge, we summarize multiple deep learning based solutions and make the necessary comparison, which can be useful suggestions for model selection in traffic tasks.
- We collect benchmark datasets, open-source codes in related papers to facilitate baseline experiments in this domain. Finally, we propose future research directions.

The rest of this paper is organized as follow. Section 2 presents other surveys in traffic domain and some overviews about graph neural networks. Section 3 introduces several traffic problems and the corresponding research directions, challenges. Section 4 summarizes a general formulation about traffic problems and the graph construction from traffic datasets. Section 5 analyzes the core functionality, advantages

and defects of GNNs and other deep learning techniques, along with examining the tricks to create novel variants of these techniques for specific traffic tasks. Section 6 discusses common challenges in traffic domain and corresponding multiple solutions. Section 7 provides hyperlinks of open codes and datasets in related investigated papers. Section 8 presents future directions. Section 9 concludes the paper.

I. RELATED WORK

There have been some surveys summarizing the evolving algorithms in traffic domain from different perspectives. [21] discussed differences and similarities between statistical methods and neural networks to promote the comprehension between these two communities. [22] reviewed ten challenges on short-term traffic forecasting, which stemmed from the changing needs of ITS applications. [23] conducted a comprehensive overview of approaches in urban flow forecasting. [7] provided a classification of urban big data fusion methods based on deep learning (DL): DL-output-based fusion, DL-input-based fusion and DL-double-stage-based fusion. [24], [25] discussed deep learning for popular topics including traffic network representation, traffic flow forecasting, traffic signal control, automatic vehicle detection. [26] and [27] gave a similar but more elaborate analysis on new emerging deep learning models in multiple transportation applications. [28] provided a spatial temporal perspective to summarize the deep learning techniques in traffic domain and other domains. However, all these surveys don't take graph neural networks (GNNs) related literatures into consideration, except that [28] mentioned GNNs but in a very short subsection.

On the other hand, there are also some reviews summarizing literatures w.r.t. GNNs in different aspects. [29] is the first to overview deep learning techniques on processing data in non-Euclidean space (e.g., graph data). [30] categorized GNNs by graph types, propagation types and training types and divided related applications into structural scenarios, non-structural scenarios, and other scenarios. [31] introduced GNNs based on small graph and giant graph respectively. [32], [31] focused on reviewing related works in a specific branch of GNNs, i.e., graph convolutional network (GCN). However, they seldom introduce GNNs works related with traffic scenarios. [33] is the only survey spending a paragraph to describe GNNs in traffic domain, which is obviously not enough for anyone desired to explore this field.

Up to now, there still lacks a systematic and elaborated survey to explore graph-based deep learning techniques in traffic domain which have developed rapidly. Our work aims to fill this gap to promote the understanding of the new emerging techniques in transportation community.

II. PROBLEMS, RESEARCH DIRECTIONS AND CHALLENGES

In this section, we introduce background knowledge in traffic domain briefly, including some important traffic problems and research directions (as shown in Figure 1) as well as common challenges under these problems. On one hand, we believe that such a concise but systematic introduction

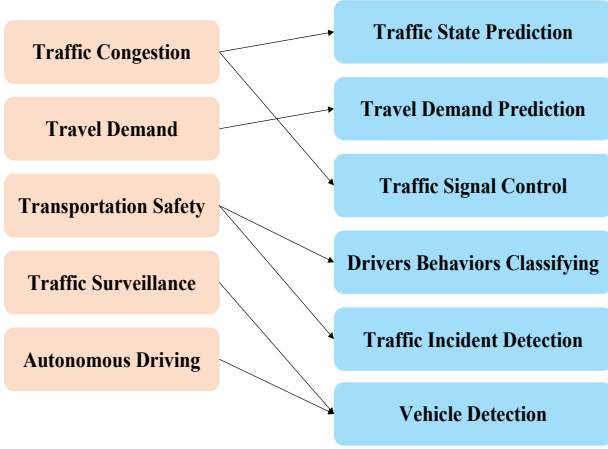


Fig. 1. Traffic problems and the corresponding research directions

can help readers understand this domain quickly. On the other hand, our survey shows that existing works related with graph-based deep learning techniques have covered only some research directions, which inspires successors to transfer similar techniques to the remainder directions.

A. Traffic Problems

There are many problems that the transportation community intends to tackle, including relieving traffic congestion, satisfying travel demand, enhancing traffic management, ensuring transportation safety, realizing automatic driving. Each problem can be partitioned into several research directions and some directions can serve more than one problem. We are going to introduce these problems along with their research directions.

1) **Traffic Congestion:** Traffic congestion [34] is one of the most important and urgent problems in modern cities. A solution to extend road infrastructure is extremely expensive and time consuming. The more practical way is to increase the traffic efficiency, for example, to predict the traffic congestion on road network [35], [36], to control the road conditions by traffic state prediction [37], [18], to optimize vehicle flow by controlling traffic signals [38], [39].

2) **Travel Demand:** Travel demand refers to the demand of traffic services (taxi, bike, public transports) from citizens. With the emerging of online ride-hailing platforms (e.g., Uber, DiDi) and rapid development of public transportation systems (e.g., metro system and bus system), travel demand prediction has become more and more important from many perspectives. For related authorities, it can help to better allocate resources, e.g., increasing metro frequency at rush hours, adding more buses to service hotspots. For business sector, it enables them to better manage taxi-hiring [40], carpooling [41], bike-sharing services [42], [43], and maximize their revenues. For individuals, it encourages users to consider various forms of transportation to decrease their commuting time and improve travel experience.

3) **Transportation Safety:** Transportation safety is an indispensable part of public safety. Traffic accidents cause long

delays and bring injuries or even deaths of victims. Therefore, monitoring the traffic accidents and evaluating traffic risk are essential to avoid property loss and save life. Many researches focus on directions such as detecting traffic incidents [44], predicting traffic accidents from social media data [45], predicting its risk-level [46], predicting the injury severity of traffic accidents [47], [48].

4) **Traffic Surveillance:** Nowadays, surveillance cameras have been widely deployed in city roads, generating numerous images and videos [27]. Such development has enhanced traffic surveillance, which includes traffic law enforcement, automatic toll collection [49] and traffic monitoring systems. The research directions of traffic surveillance include license plate detection, automatic vehicle detection [50], pedestrian detection [51].

5) **Autonomous Driving:** Autonomous driving is a key emerging industry representing the future. Autonomous driving requires to identify trees, paths, pedestrians in a smooth and accurate way. Many tasks are related with visual recognition. The research directions of autonomous driving include lane and vehicle detection [52], [53], pedestrian detection [54], traffic sign detection.

B. Research Directions

Our survey of graph-based deep learning in traffic domain shows that existing works focus mainly on two directions, i.e., traffic state prediction, passenger demand prediction, and a few works focus on drivers behavior classification [55], optimal DETC scheme [49], vehicle/human trajectory Prediction [56], [57], path availability [58], traffic signal control [59]. To our best knowledge, traffic incident detection and vehicle detection have not yet been explored based on a graph view.

1) **Traffic State Prediction:** Traffic state in literatures refers to traffic flow, traffic speed, travel time, traffic density and so on. Traffic flow prediction (TFP) [60], [61], Traffic speed prediction (TSP) [62], [63], Travel time prediction (TTP) [64], [65] are hot branches of traffic state prediction, which have attracted intensive studies.

2) **Travel Demand Prediction:** Travel demand prediction aims to estimate the future number of users who require traffic services, for example, to predict future taxi request in each area of a city [66], [67], or to predict the station-level passenger demand in subway system [68], [69], or to predict the bike hiring demand citywide [42], [43].

3) **Traffic Signal Control:** The traffic signal control is to properly control the traffic lights so as to reduce vehicle staying time at the intersections in the long run [25]. Traffic signal control [59] can optimize the traffic flow and reduce traffic congestion and emission.

4) **Drivers Behaviors Classifying:** With the availability of in-vehicle sensors and GPS data, automatic classifying driving styles of human drivers is an interesting research problem. A high-dimensional representation of driving features is expected to bring advanced benefits to autonomous driving and auto insurance industries.

5) **Traffic Incident Detection:** Major incidents can cause fatal injuries to travelers and long delays on a road network.

Therefore, understanding the main cause of incidents and their impact on a traffic network is crucial for a modern transportation management system [44].

6) **Vehicle Detection**: Automatic vehicle detection aims to process videos recorded from stationary cameras over roads and then transmits videos to the surveillance centre for recording and processing.

C. Challenges

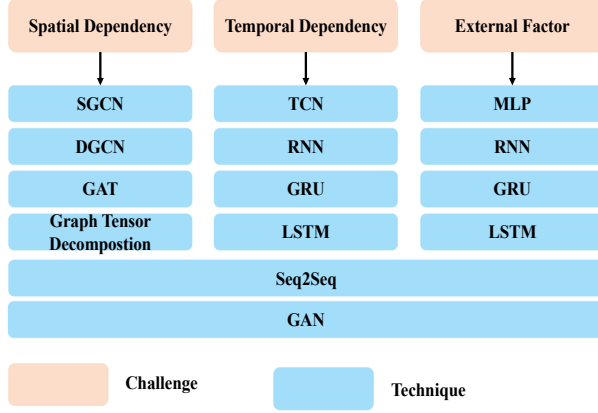


Fig. 2. Traffic challenges and the corresponding deep learning techniques

Although traffic problems and their research directions are various, they share some common challenges, i.e., spatial dependency, temporal dependency, and external factors.

For instance, when a traffic congestion occurs on a main road at morning rush hours, the traffic flow will change at the following hours. What's more, its adjacent roads are likely to have traffic jams soon [70], [71], [72]. In vehicle trajectory prediction, the stochastic behaviors of surrounding vehicles, relative positions of neighbors and the historical information of self-trajectory are factors influencing the prediction performance [56]. When predicting the ride-hailing demand in a region, its previous orders are critical for prediction. In addition, the regions sharing similar functionality are likely to share similar pattern in taxi demand [73], [66], [67]. To predict the traffic signal, the geometric features of multiple intersections on the road network are taken into consideration as well as the previous traffic flow around [59].

To tackle the challenges above, many works provide various solutions which can be divided into statistic methods, tradition machine learning approaches, deep learning techniques. In this paper, we focus on deep learning techniques in traffic domain. Different from previous deep learning related traffic surveys, we are interested in how to build a graph-based deep learning architecture to overcome challenges in various tasks. We look into many graph-based solutions provided by related traffic works and summarize common techniques to solve the challenges mentioned above (as shown in Figure 2).

In the following sections, we first introduce a common way to formulate the traffic problem and give detailed guidelines to build a traffic graph from traffic data. Then we clarify the correlations between challenges and techniques in two

perspectives, i.e., the techniques perspective and the challenges perspective. In the techniques perspective, we introduce several common techniques and interpret the way how they tackle challenges in traffic tasks. In the challenges perspective, we elaborate each challenge and summarize the techniques which can tackle this challenge. In a word, we hope to provide insights into solving traffic problems in a graph view combining with deep learning techniques.

III. PROBLEM FORMULATION AND GRAPH CONSTRUCTION

Among the graph-based deep learning traffic literatures we investigate, more than 80% tasks are essentially spatial temporal forecasting problems based on graphs, especially traffic state prediction, travel demand prediction. In this section, we first list commonly used notations. Then we summarize a general formulation of graph-based spatial temporal prediction in traffic domain, and provide the details to construct graphs from various traffic datasets. Finally, we discuss multiple definitions of adjacency matrix, which represents the graph topology of traffic network and is the key element of a graph-based solution.

A. Notations

In this paper, we have denoted graph related elements, variables, parameters (hyper or trainable), activation functions, and operations. The variables are comprised of input variables $\{x, X, \mathbf{x}, \mathbf{X}, \mathcal{X}\}$ and output variables $\{y, Y, \mathbf{y}, \mathbf{Y}, \mathcal{Y}\}$. These variables can be divided into three groups. The first group is composed of spatial variables which only represent spatial attributes. The second group is composed of temporal variables only representing temporal attributes. The last group is composed of spatiotemporal variables which represent both spatial and temporal features.

TABLE I. Notations In This Paper

Symbol	Content
Graph related elements	
\mathbf{G}	Graph
\mathbf{E}	Edges of graph \mathbf{G}
\mathbf{V}	Vertices of graph \mathbf{G}
$\mathbf{A} \in \mathbb{R}^{N \times N}$	Adjacency matrix of graph \mathbf{G}
$\mathbf{A}^T \in \mathbb{R}^{N \times N}$	The transpose matrix of \mathbf{A}
$\tilde{\mathbf{A}} \in \mathbb{R}^{N \times N}$	Equal to $\mathbf{A} + \mathbf{I}_N$, a self-looped \mathbf{A}
$\mathbf{D} \in \mathbb{R}^{N \times N}$	The degree matrix of adjacency matrix \mathbf{A}
$\mathbf{D}_I \in \mathbb{R}^{N \times N}$	The in-degree matrix of adjacency matrix \mathbf{A}
$\mathbf{D}_O \in \mathbb{R}^{N \times N}$	The out-degree matrix of adjacency matrix \mathbf{A}
$\mathbf{L} \in \mathbb{R}^{N \times N}$	Laplacian matrix of graph \mathbf{G}
$\mathbf{U} \in \mathbb{R}^{N \times N}$	The eigenvectors matrix of \mathbf{L}
$\mathbf{\Lambda} \in \mathbb{R}^{N \times N}$	The diagonal eigenvalues matrix of \mathbf{L}
λ_{max}	The max eigenvalue of \mathbf{L}
$\mathbf{I}_N \in \mathbb{R}^{N \times N}$	An identity matrix
Hyper parameters	
N	The number of nodes in graph \mathbf{G}
F_I	The number of input features
F_H	The number of hidden features
F_O	The number of output features
P	The number of past time slices
Q	The number of future time slices
d	The dilation rate

Symbol	Content
Trainable parameters	
W, b, θ, ϕ	The trainable parameters
Θ	The kernel
Activation functions	
$\rho(\cdot)$	The activation function, e.g., tanh, sigmoid, ReLU
$\sigma(\cdot) \in [0, 1]$	The sigmoid function
$\tanh(\cdot) \in [-1, 1]$	The hyperbolic tangent function
$ReLU(\cdot) \in [0, x]$	The ReLU function
Operations	
$*_{\mathcal{G}}$	The convolution operator on graph
\odot	Element-wise multiplication
\cdot	Matrix multiplication
Spatial variables	
$X \in \mathbb{R}^{N \times F_I}$	An input graph composed of N nodes with F_I features
$X_j \in \mathbb{R}^N$	The j^{th} feature of an input graph
$X^i \in \mathbb{R}^{F_I}$	Node i in an input graph
$x \in \mathbb{R}^N$	A simply input graph
$Y \in \mathbb{R}^{N \times F_O}$	An output graph composed of N nodes with F_O features
$Y_j \in \mathbb{R}^N$	The j^{th} feature of an output graph
$Y^i \in \mathbb{R}^{F_O}$	Node i in an output graph
$y \in \mathbb{R}^N$	A simply output graph
Temporal variables	
$\mathbf{X} \in \mathbb{R}^{P \times F_I}$	A sequential input with F_I features over P time slices
$\mathbf{X}_t \in \mathbb{R}^{F_I}$	The element of sequential input at time t
$\mathbf{x} \in \mathbb{R}^P$	A simply sequential input over P time slices
$\mathbf{x}_t \in \mathbb{R}$	The element of simply sequential input at time t
$\mathbf{H}_t \in \mathbb{R}^{F_H}$	A hidden state with F_H features at time t
$\mathbf{Y} \in \mathbb{R}^{P \times F_O}$	A sequential output with F_O features over P time slices
$\mathbf{Y}_t \in \mathbb{R}^{F_O}$	The element of sequential output at time t
$\mathbf{y} \in \mathbb{R}^P$	A simply sequential output over P time slices
$\mathbf{y}_t \in \mathbb{R}$	The element of simply sequential output at time t
Spatiotemporal variables	
$\mathcal{X} \in \mathbb{R}^{P \times N \times F_I}$	A series of input graphs composed of N nodes with F_I features over P time slices
$\mathcal{X}_t \in \mathbb{R}^{N \times F_I}$	An input graph at time t
$\mathcal{X}_t^i \in \mathbb{R}^{F_I}$	node i in an input graph at time t
$\mathcal{X}_{t,j} \in \mathbb{R}^N$	the j^{th} feature of an input graph at time t
$\mathcal{X}_{t,j}^i \in \mathbb{R}$	the j^{th} feature of node i in an input graph at time t
$\mathcal{Y} \in \mathbb{R}^{P \times N \times F_O}$	A series of output graphs composed of N nodes with F_O features over P time slices
$\mathcal{Y}_t \in \mathbb{R}^{N \times F_O}$	An output graph at time t
$\mathcal{Y}_t^i \in \mathbb{R}^{F_O}$	node i in an output graph at time t
$\mathcal{Y}_{t,j} \in \mathbb{R}^N$	the j^{th} feature of an output graph at time t
$\mathcal{Y}_{t,j}^i \in \mathbb{R}$	the j^{th} feature of node i in an output graph at time t

B. Graph-based Spatial Temporal Forecasting

To our best knowledge, most existing graph-based deep learning traffic works can be categorized to spatial temporal forecasting. They formalize their prediction problems in a very similar manner despite of different mathematical notations. We summarize their works to provide a general formulation for many graph-based spatial temporal problems in traffic domain.

The traffic network is represented as a graph $\mathbf{G} = (\mathbf{V}, \mathbf{E}, \mathbf{A})$, which can be weighted [74], [64], [60] or unweighted [58], [70], [75], directed [58], [76], [77] or undirected [74], [61], [78], depending on specific tasks. \mathbf{V} is a set of nodes and $|\mathbf{V}| = N$ refers N nodes in the graph. Each node represents a traffic object, which can be a sensor [62], [61], [79], a road segment [74], [80], [81], a road intersection [64], [76], or even an GPS intersection [60]. \mathbf{E} is a set of edges referring the connectivity between nodes.

$\mathbf{A} = (\mathbf{a}_{ij})_{N \times N} \in \mathbb{R}^{N \times N}$ is the adjacency matrix containing the topology information of the traffic network, which is valuable for traffic prediction. The entry \mathbf{a}_{ij} in matrix \mathbf{A} represents the node proximity and is different among various applications. It can be a binary value 0 or 1 [61], [70], [75]. Specifically, 0 indicates no edge between node i and node j while 1 indicates an edge between these two nodes. It can also be a float value representing some kind of relationship between nodes [74], [73], e.g., the road distance between two sensors [62], [82], [77].

$\mathcal{X}_t = [\mathcal{X}_t^1, \dots, \mathcal{X}_t^i, \dots, \mathcal{X}_t^N] \in \mathbb{R}^{N \times F_I}$ is a feature matrix of the whole graph at time t . $\mathcal{X}_t^i \in \mathbb{R}^{F_I}$ represents node i with F_I features at time t . The features are usually traffic indicators, such as traffic flow [78], [77], traffic speed [62], [80], [76], or rail-hail orders [74], [73], passenger flow [68], [69]. Usually, continuous indicators are normalized during data preprocessing phase.

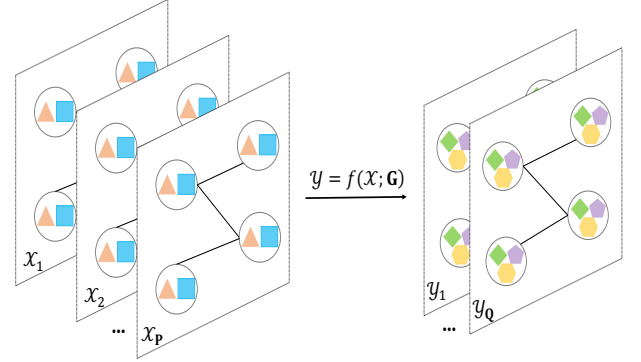


Fig. 3. The graph-based spatiotemporal problem formulation in traffic domain

Given historical observations of the whole traffic network over past P time slices, denoted as $\mathcal{X} = [\mathcal{X}_1, \dots, \mathcal{X}_i, \dots, \mathcal{X}_P] \in \mathbb{R}^{P \times N \times F_I}$, the spatial temporal forecasting problem in traffic domain aims to predict the future traffic observations over the next Q time slices, denoted as $\mathcal{Y} = [\mathcal{Y}_1, \dots, \mathcal{Y}_j, \dots, \mathcal{Y}_Q] \in \mathbb{R}^{Q \times N \times F_O}$, where $\mathcal{Y}_t \in \mathbb{R}^{N \times F_O}$ represents output graph with F_O features at time t . The problem (as shown in Figure 3) can be formulated as follow:

$$\mathcal{Y} = f(\mathcal{X}; \mathbf{G}) \quad (1)$$

Some works predict multiple traffic indicators in the future (i.e., $F_O > 1$) while other works predict one traffic indicator (i.e., $F_O = 1$), such as traffic speed [80], [76], rail-hail orders [74], [73]. Some works only consider one-step prediction [83], [66], [49], i.e., forecasting traffic conditions in the next time step and $Q = 1$. But models designed for one-step prediction

can't be directly applied to predict multiple steps, because they are optimized by reducing error during the training stage for the next-step instead of the subsequent time steps [67]. Many works focus on multi-step forecasting (i.e., $Q > 1$) [84], [18], [85]. According to our survey, there are mainly three kinds of techniques to generate a multi-step output, i.e., FC layer, Seq2Seq, dilation technique. Fully connected (FC) layer is the simplest technique as being the output layer to obtain a desired output shape [62], [61], [86], [70], [87], [88]. Some works adopt the Sequence to Sequence (Seq2Seq) architecture with a RNNs based decoder to generate output recursively through multiple steps [89], [79], [71], [84], [90], [77]. [82], [85] adopted dilation technique to get a desired output length.

In addition, some works not only consider traffic related measurements, but also take external factors (e.g., time attributes, weather) [62], [91], [87], [92] into consideration. Therefore, the problem formulation becomes:

$$\mathcal{Y} = f(\mathcal{X}, \mathcal{E}; \mathbf{G}) \quad (2)$$

Where \mathcal{E} is the external factors.

C. Graph Construction from Traffic Datasets

To model a traffic network as a graph is vital for any works that intend to utilize graph-based deep learning architectures. Even though many works share a similar formulation of problem, they are different in graph construction due to the traffic datasets they collect. We find that these datasets can be divided into four categories by related traffic infrastructures: sensors data on road network [62], [61], [63], GPS trajectories of taxis [60], [93], [76], orders of rail-hailing system [73], [67], [92], transaction records of subway [68], [69] or bus system [93]. For each category, we describe the datasets and explain the construction of nodes \mathbf{V} , edges \mathbf{E} , feature matrix \mathcal{X}_t in traffic graph \mathbf{G} .

1) **Sensors Datasets:** Traffic measurements (e.g., traffic speed) are generally collected in every 30s by the sensors (e.g., loop detectors, probes) on a road network in metropolises like Beijing [74], California [63], Los Angeles [62], New York [80], Philadelphia [86], Seattle [75], Xiamen [79], and Washington [86]. Sensor datasets are the most prevalent datasets in existing works, specially PEMS dataset from California. Generally, a road network contains traffic objects such as sensors, road segments (shown in Figure 4). Some existing works construct a sensor graph [62], [61], [77] while others construct a road segment graph [74], [80], [86].

2) **GPS Datasets:** GPS trajectories datasets are usually generated by numbers of taxis over some period of time in a city, e.g., Beijing [60], Chengdu [60], Shenzhen [70], Cologne [76], and Chicago [81]. Each taxi produces substantial GPS points with time, space, speed information every day. Every GPS record is fitted to its nearest road on the city road map. All roads are divided into multiple road segments through road intersections. Some works extract a road segment graph [81], [70] while others extract a road intersection graph [64], [60], [76] (shown in Figure 4).

3) **Rail-hailing Datasets:** These datasets record car/taxi/bicycle demand orders over a period of time in cities like Beijing [74], [73], Chengdu [73], and Shanghai [74]. The target city with an OpenStreetMap is divided into equal-size grid-based regions. Each region is defined as a node in a graph. The feature of each node is the number of orders in its region during a given interval. [74], [73] observed that various correlations between nodes were valuable for prediction and multiple graphs were constructed (as shown in Figure 5).

4) **Transactions Datasets:** These datasets are generated from subway or bus transaction system, from which a subway graph [68], [69], [93] or a bus graph [93] can be constructed.

A subway graph: Each station in the subway system is treated as a node. If two stations of a metro line are adjacent, there is an edge between them and vice versa. The features of a station are usually its inflow and outflow records during a given time interval.

A bus graph: Each bus stop is treated as a node. If two bus stops in a bus line are adjacent, there is an edge between them and vice versa. The features of a bus stop are usually its entrance records along with other features during a given time interval.

D. Adjacency Matrix

The adjacency matrix $\mathbf{A} = (\mathbf{a}_{ij})_{N \times N} \in \mathbb{R}^{N \times N}$ is the key element to extract traffic graph topology which is valuable for prediction. Element \mathbf{a}_{ij} (binary or weighted) represents heterogeneous pairwise relationship between nodes. However, based on different assumptions in traffic scenarios, the matrix can be designed in a very different way, like fixed matrix and dynamic matrix.

1) **Fixed Matrix:** Many works assume that the correlations between nodes are fixed based on some prior knowledge and don't change over time. Therefore, a fixed matrix is designed and unchanged during the whole experiment. In addition, some works extract multiple relationships between nodes, thus resulting in multiple fixed matrices [57], [43]. Generally, the pre-defined matrix represents spatial dependency in traffic network while in some works it also captures other kinds of correlations, like function similarity and transportation connectivity [74], semantic connection [73], temporal similarity [63]. As to the entry value \mathbf{a}_{ij} , it is defined as 1 (connection) or 0 (disconnection) in some works [61], [86], [70], [75]. In many other works, it is defined as a function of distance between nodes [64], [60], [81], [78], [67], [76]. [74], [62], [91], [79], [82], [77]. They used threshold Gaussian Kernel to define \mathbf{a}_{ij} as follow:

$$\mathbf{a}_{ij} = \begin{cases} \exp\left(-\frac{\mathbf{d}_{ij}^2}{\sigma^2}\right), & i \neq j \text{ and } \mathbf{d}_{ij} \geq \epsilon \\ 0, & i = j \text{ or } \mathbf{d}_{ij} < \epsilon \end{cases} \quad (3)$$

Where \mathbf{d}_{ij} is the distance between node i and node j . Hyper parameters σ^2 and ϵ are thresholds to control the distribution and sparsity of matrix \mathbf{A} .

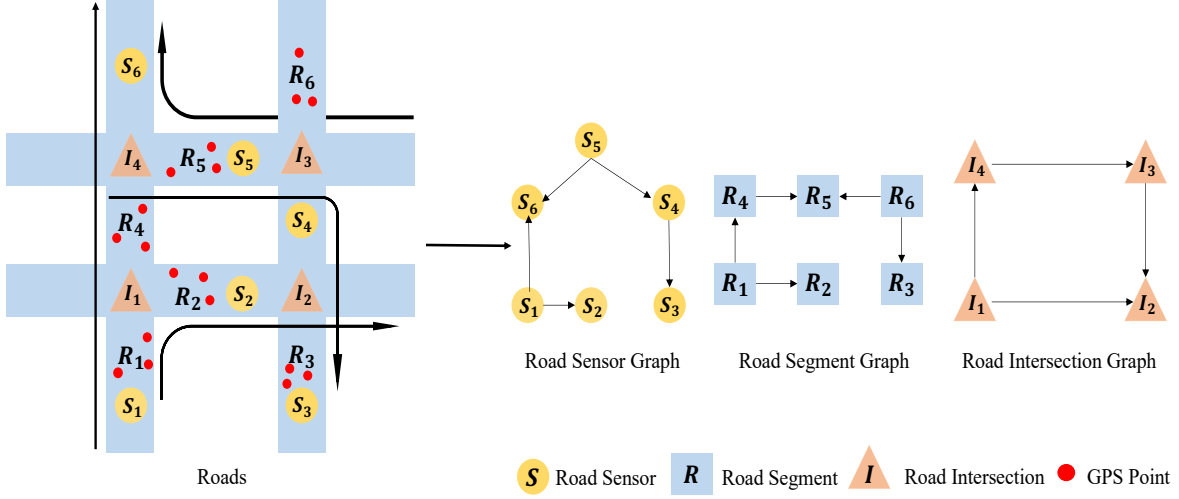


Fig. 4. Graph construction from traffic datasets: 1) In a sensor graph, sensor represents node and there is an edge between adjacent sensors on the same side of road. The features of a sensor are the traffic measurements corrected by itself. 2) In a road segment graph, road segment represents node and two connected segments have an edge. In sensors datasets, the features of a road segment are the average traffic measurements (e.g., traffic speed) recorded by all the sensors on it. In GPS datasets, the features of each road segment are the average traffic measurements recorded by all the GPS points on it. 3) In a road intersection graph, road intersection represents node and two road intersection connected by a road segment have an edge. The features of a road section are sum-up of the traffic measurements through it. Most works consider the edge direction being the traffic flow direction [62], [79], [58], [77], [60], [93], while some works ignore the direction and construct an undirected graph [61], [82], [75] [81], [76].

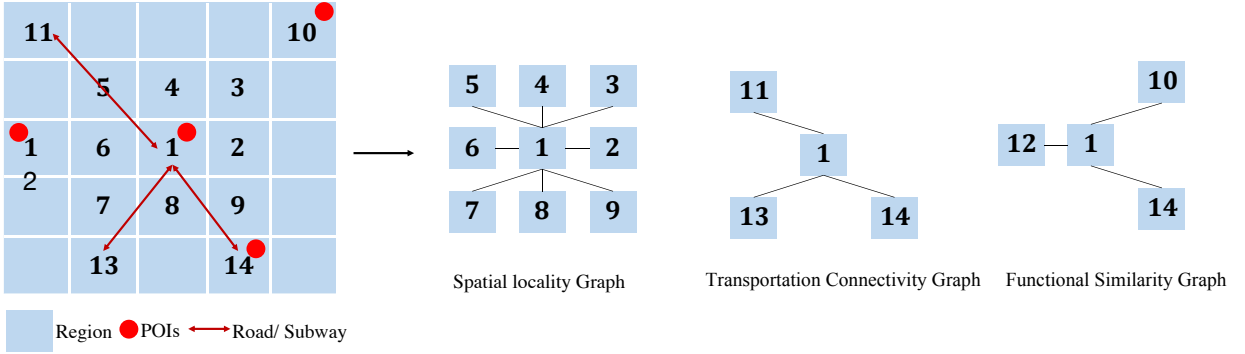


Fig. 5. Multi-relationships: 1) A spatial locality graph: This graph is based on spatial proximity and it constructs edges between a region and its 8 adjacent regions in a 3 x 3 grid. 2) A transportation connectivity graph: This graph assumes that geographically distant but conveniently reachable regions by motorway, highway or subway have strong correlations with the target region. There should be edges between them. 3) A functional similarity graph: This graph assumes that regions sharing similar functionality might have similar demand patterns. Edges are constructed between regions with similar surrounding POIs.

2) **Dynamic Matrix:** Some works argue that the pre-defined matrix does not necessarily reflect the true dependency among nodes due to the defective prior knowledge or incomplete data [64]. A novel adaptive matrix is proposed and learned through node embedding. Experiments in [82], [64], [80] have proven that adaptive matrix can precisely capture the hidden spatial dependency in data.

In some scenarios, the graph structure can evolve over time as some edges may become unavailable, like road congestion or closure, and become available again after alleviating congestion. An evolving topological structure [58] is incorporated into the model to capture such dynamic spatial change.

IV. DEEP LEARNING TECHNIQUES PERSPECTIVE

We summarize many graph-based deep learning architectures in existing traffic literatures and find that most of them

are composed of graph neural networks (GNNs) and other modules, such as recurrent neural networks (RNNs), temporal convolution network (TCN), Sequence to Sequence (Seq2Seq) model, generative adversarial network (GAN) (as shown in Table II). It is the cooperation of GNNs and other deep learning techniques that achieves state-of-the-art performance in many traffic scenarios. This section aims to introduce their principles, advantages, defects and their variants in traffic tasks, to help participators understand how to utilize deep learning techniques in traffic domain.

A. GNNs

In the last couple of years, motivated by the huge success of deep learning approaches (e.g., CNNs, RNNs), there is an increasing interest in generalizing neural networks to arbitrarily structured graphs and such networks are classified as

TABLE II
THE DECOMPOSITION OF GRAPH-BASED DEEP LEARNING ARCHITECTURES INVESTIGATED IN THIS PAPER

Reference	Year	Directions	Models	Modules
[57]	2018	Human Trajectory Prediction		SGCN
[49]	2019	Optimal DETC scheme		SGCN
[55]	2020	Vehicle Behaviour Classification	MR-GCN	SGCN, LSTM
[56]	2020	Vehicle Trajectory Prediction		SGCN, LSTM
[59]	2018	Traffic signal control		SGCN, Reinforcement learning
[58]	2019	Path availability	LRGCN-SAPE	SGCN, LSTM
[64]	2019	Travel time prediction		SGCN
[60]	2018	Traffic Flow Prediction	KW-GCN	SGCN, LCN
[78]	2018	Traffic Flow Prediction	Graph-CNN	CNN, Graph Matrix
[94]	2018	Traffic Flow Prediction	DST-GCNN	SGCN
[61]	2019	Traffic Flow Prediction		SGCN, CNN, Attention Mechanism
[93]	2019	Traffic Flow Prediction		SGCN, TCN, Residual
[71]	2019	Traffic Flow Prediction	GHCNN	SGCN, GRU, Seq2Seq
[84]	2019	Traffic Flow Prediction	STGSA	GAT, GRU, Seq2Seq
[77]	2019	Traffic Flow Prediction	DCRNN-RIL	DGCN, GRU, Seq2Seq
[95]	2019	Traffic Flow Prediction	MVGCN	SGCN, FNN, Gate Mechanism, Residual
[96]	2019	Traffic Flow Prediction	STGI- ResNet	SGCN, Residual
[72]	2020	Traffic Flow Prediction	FlowConvGRU	DGCN, GRU
[97]	2018	Traffic Speed Prediction		GAT, GRU, Gate Mechanism
[62]	2019	Traffic Speed Prediction	GTCN	SGCN, TCN, Residual
[63]	2019	Traffic Speed Prediction	3D-TGCN	SGCN, Gate Mechanism
[87]	2019	Traffic Speed Prediction	DIGC-Net	SGCN, LSTM
[98]	2019	Traffic Speed Prediction	MW-TGC	SGCN, LSTM
[90]	2019	Traffic Speed Prediction	AGC-Seq2Seq	SGCN, GRU, Seq2Seq, Attention Mechanism
[76]	2019	Traffic Speed Prediction	GCGA	SGCN, GAN
[88]	2019	Traffic Speed Prediction	ST-GAT	GAT, LSTM
[74]	2018	traffic state prediction	STGCN	SGCN, TCN, Gate Mechanism
[89]	2018	traffic state prediction	DCRNN	DGCN, GRU, Seq2Seq
[80]	2019	traffic state prediction		SGCN, CNN, Gate Mechanism
[91]	2019	traffic state prediction	MRes-RGNN	DGCN, GRU, Residual, Gate Mechanism
[81]	2019	traffic state prediction	GCGAN	DGCN, LSTM, GAN, Seq2Seq, Attention Mechanism
[82]	2019	traffic state prediction	Graph WaveNet	DGCN, TCN, Residual, Gate Mechanism
[70]	2019	traffic state prediction	T-GCN	SGCN, GRU
[75]	2019	traffic state prediction	TGC-LSTM	SGCN, LSTM
[37]	2019	traffic state prediction	DualGraph	Seq2Seq, MLP, Graph Matrix
[85]	2019	traffic state prediction	ST-UNet	SGCN, GRU
[79]	2020	traffic state prediction	GMAN	GAT, Gate Mechanism, Seq2Seq, Attention Mechanism
[86]	2020	traffic state prediction	OGCRNN	SGCN, GRU, Attention Mechanism
[18]	2020	traffic state prediction	MRA-BGCN	SGCN, GRU, Seq2Seq, Attention Mechanism
[42]	2018	Travel Demand-bike		SGCN, LSTM, Seq2Seq
[43]	2018	Travel Demand-bike	GCNN-DDGF	SGCN, LSTM
[68]	2020	Travel Demand-subway	PVCGN	SGCN, GRU, Seq2Seq, Attention Mechanism
[69]	2019	Travel Demand-subway	WDGTC	Tensor Completion, Graph Matrix
[74]	2019	Travel Demand-taxi	CGRNN	SGCN, RNN, Attention Mechanism, Gate Mechanism
[73]	2019	Travel Demand-taxi	GEML	SGCN, LSTM
[66]	2019	Travel Demand-taxi	MGCN	SGCN
[67]	2019	Travel Demand-taxi	STG2Seq	SGCN, Seq2Seq, Attention Mechanism, Gate Mechanism, Residual
[92]	2019	Travel Demand-taxi		SGCN, LSTM, Seq2Seq
[83]	2019	Travel Demand-taxi	ST-ED-RMGC	SGCN, LSTM, Seq2Seq, Residual

graph neural networks. Many works focus on extending the convolution of CNN for graph data and novel convolutions on graph have been developed rapidly. The two mainstream graph convolutions related with traffic tasks are spectral graph convolution (SGC) for undirected graph, diffusion graph convolution (DGC) for directed graph. There are also other novel convolutions [60] but the related traffic works are relatively few. Both SGC and DGC aim to generate new feature representations for each node in a graph through feature aggregation and non-linear transformation (as shown in Figure 6). Note that we refer the SGC network as SGCN and DGC network as DGCN.

1) *Spectral Graph Convolution*: In the spectral theory, a graph is represented by its corresponding normalized Laplacian matrix $\mathbf{L} = \mathbf{I}_N - \mathbf{D}^{-\frac{1}{2}}\mathbf{A}\mathbf{D}^{-\frac{1}{2}} \in \mathbb{R}^{N \times N}$. The real symmetric matrix \mathbf{L} can be diagonalized via eigendecomposition as $\mathbf{L} = \mathbf{U}\mathbf{\Lambda}\mathbf{U}^T$ where $\mathbf{U} \in \mathbb{R}^{N \times N}$ is the eigenvectors matrix and $\mathbf{\Lambda} \in \mathbb{R}^{N \times N}$ is the diagonal eigenvalues matrix. Since \mathbf{U} is also an orthogonal matrix, [99] adopted it as a graph Fourier basis, defining graph Fourier transform of a graph signal $x \in \mathbb{R}^N$ as $\hat{x} = \mathbf{U}^T x$, and its inverse as $x = \mathbf{U}\hat{x}$.

[100] tried to build an analogue of CNN convolution into spectral domain and defined the spectral convolution as $y = \Theta *_{\mathcal{G}} x = \mathbf{U}\Theta\mathbf{U}^T x$, i.e., transforming x into spectral domain, adjusting its amplitude by a diagonal kernel

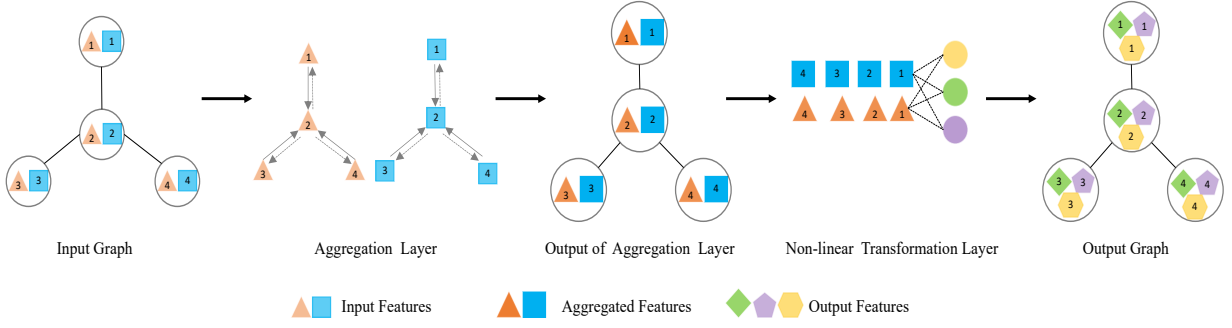


Fig. 6. A general structure of Graph Neural Networks is composed of two kind of layers: 1) Aggregation layer: On each feature dimension, the features of adjacent nodes are aggregated to the central node. Mathematically, the output of aggregation layer is the product of adjacency matrix and features matrix. 2) Non-linear transformation layer: subsequently, all the aggregated features of each node are fed into the non-linear transformation layer to create higher feature representation. All nodes share the same transformation kernel.

$\Theta = \text{diag}(\theta_0, \dots, \theta_{N-1}) \in \mathbb{R}^{N \times N}$, and doing inverse Fourier transform to get the final result y in spatial domain. Although such convolution is theoretically guaranteed, it is computationally expensive as multiplication with U is $\mathcal{O}(N^2)$ and the eigendecomposition of L is intolerable for large scale graphs. In addition, it considers all nodes by the kernel Θ with N parameters and can't extract spatial localization.

To avoid such limitations, [101] localized the convolution and reduced its parameters by restricting the kernel Θ to be a polynomial of eigenvalues matrix Λ as $\Theta = \sum_{k=0}^{K-1} \theta_k \Lambda^k$ and K determines the maximum radius of the convolution from a central node. Thus, the convolution can be rewritten as $\Theta * g x = \sum_{k=0}^{K-1} \theta_k U \Lambda^k U^T x = \sum_{k=0}^{K-1} \theta_k L^k x$. Furthermore, [101] adopted the Chebyshev polynomials $T_k(x)$ to approximate L^k , resulting in $\Theta * g x \approx \sum_{k=0}^{K-1} \theta_k T_k(\tilde{L}) x$ with a rescaled $\tilde{L} = \frac{2}{\lambda_{\max}} L - I_N$, λ_{\max} being the largest eigenvalue of L and $T_k(x) = 2xT_{k-1}(x) - T_{k-2}(x)$, $T_0(x) = 1$, $T_1(x) = x$ [102]. By recursively computing $T_k(x)$, the complexity of this K -localized convolution can be reduced to $\mathcal{O}(K|E|)$ with $|E|$ being the number of edges.

Based on [101], [103] simplified the spectral graph convolution by limiting $K = 2$ and with $T_0(\tilde{L}) = 1$, $T_1(\tilde{L}) = \tilde{L}$, they got $\Theta * g x \approx \theta_0 T_0(\tilde{L}) x + \theta_1 T_1(\tilde{L}) x = \theta_0 x + \theta_1 \tilde{L} x$. Noticing that $\tilde{L} = \frac{2}{\lambda_{\max}} L - D$, they set $\lambda_{\max} = 2$, resulting in $\Theta * g x \approx \theta_0 x + \theta_1 (L - D) x$. For that $L = I_N - D^{-\frac{1}{2}} A D^{-\frac{1}{2}}$ and $L - I_N = -D^{-\frac{1}{2}} A D^{-\frac{1}{2}}$, they got $\Theta * g x \approx \theta_0 x - \theta_1 (D^{-\frac{1}{2}} A D^{-\frac{1}{2}}) x$. Further, they reduced the number of parameters by setting $\theta = \theta_0 = -\theta_1$ to address overfitting and got $\Theta * g x \approx \theta (I_N + D^{-\frac{1}{2}} A D^{-\frac{1}{2}}) x$. They further defined $\tilde{A} = A + I_N$ and adopted a renormalization trick to get $y = \Theta * g x \approx \theta \tilde{D}^{-\frac{1}{2}} \tilde{A} \tilde{D}^{-\frac{1}{2}} x$, where \tilde{D} is the degree matrix of \tilde{A} . Finally, [103] proposed a spectral graph convolution layer as:

$$\begin{aligned} Y_j &= \rho(\Theta_j * g X) \\ &= \rho\left(\sum_{i=1}^{F_I} \theta_{i,j} \tilde{D}^{-\frac{1}{2}} \tilde{A} \tilde{D}^{-\frac{1}{2}} X_i\right), 1 \leq j \leq F_O \\ Y &= \rho(\tilde{D}^{-\frac{1}{2}} \tilde{A} \tilde{D}^{-\frac{1}{2}} X W) \end{aligned} \quad (4)$$

Here, $X \in \mathbb{R}^{N \times F_I}$ is the layer input with F_I features, $X_i \in \mathbb{R}^N$ is its i^{th} feature. $Y \in \mathbb{R}^{N \times F_O}$ is the layer output, $Y_j \in$

\mathbb{R}^N is its j^{th} feature. $W \in \mathbb{R}^{F_I \times F_O}$ is a trainable parameter. $\rho = (\cdot)$ is the activation function. Such layer can aggregate information of 1-hop neighbors. The receptive neighborhood field can be expanded by stacking multiple graph convolution layers [18].

2) **Diffusion Graph Convolution:** Spectral graph convolution requires a symmetric Laplacian matrix to implement eigendecomposition. It becomes invalid for a directed graph with an asymmetric Laplacian matrix. Diffusion convolution origins from graph diffusion without any constraint on graph. Graph diffusion [104], [105] can be represented as a transition matrix power series giving the probability of jumping from node i to node j at each step. After many steps, such Markov process converges to a stationary distribution $\mathcal{P} = \sum_{k=0}^{\infty} \alpha (1 - \alpha)^k (D_O^{-1} A)^k$, where $D_O^{-1} A$ is the transition matrix and $\alpha \in [0, 1]$ is the restart probability, k is the diffusion step. In practice, a finite K -step truncation of the diffusion process is adopted and each step is assigned a trainable weight θ . Based on the K -step diffusion process, [89] defined diffusion graph convolution as:

$$y = \Theta * g x = \sum_{k=0}^{K-1} (\theta_{k,1} (D_O^{-1} A)^k + \theta_{k,2} (D_I^{-1} A^T)^k) x \quad (5)$$

Here, $D_O^{-1} A$ and $D_I^{-1} A^T$ represent the transition matrices and its reverse one respectively. Such bidirectional diffusion enables the operation to capture the spatial correlation on a directed graph [89]. Similar to spectral graph convolution layer, a diffusion graph convolutional layer is built as follow:

$$\begin{aligned} Y_j &= \rho(\Theta_j * g X) \\ &= \rho\left(\sum_{k=0}^{K-1} \sum_{i=1}^{F_I} (\theta_{k,1} (D_O^{-1} A)^k + \theta_{k,2} (D_I^{-1} A^T)^k) X_i\right), \\ &\quad 1 \leq j \leq F_O \\ Y &= \rho\left(\sum_{k=0}^{K-1} (D_O^{-1} A)^k X W_{k1} + (D_I^{-1} A^T)^k X W_{k2}\right) \end{aligned} \quad (6)$$

Where parameters $W_{k1}, W_{k2} \in \mathbb{R}^{F_I \times F_O}$ are trainable.

3) **GNNs in Traffic Domain:** Many traffic networks are graph structure naturally (See Section Three). However, previous studies can only capture the spatial locality roughly due to the compromise of modeling them as grids or segments network [106], [107], overlooking the connectivity and globality of traffic network. In the literatures we investigate, they all model the traffic network as a graph to fully utilize spatial information.

Many works employ convolution operation directly on traffic graph to capture the complex spatial dependency of traffic data. Most of them adopt spectral graph convolution (SGC) while some employ diffusion graph convolution (DGC) [91], [89], [81], [82], [77], [72]. There are also some other graph neural networks such as graph attention network (GAT) [97], [88], [79], [84], tensor decomposition and completion on graph [69], but their related works are few, which might be a future research direction.

The key difference between SGC and DGC lies in their matrices which represent different assumptions on the spatial correlations of traffic network. The adjacency matrix in SGC infers that a central node in a graph has more strong correlation to its direct adjacent nodes than other distant ones, which reflects reality in many traffic scenarios [74], [62]. The state transition matrix in DGC indicates that the spatial dependency is stochastic and dynamic instead of being fixed and regular. The traffic flow is related to a diffusion process on a traffic graph to model its changing spatial correlations. In addition, the bidirectional diffusion in DGC offers the model more flexibility to capture the influence from both upstream and downstream traffic [89]. In a word, DGC is more complicated than SGC. DGC can be adopted in any traffic network graph while SGC can be only utilized to process symmetric traffic graph.

When it comes to spatial temporal forecasting problems related with traffic, the input is a 3-D tensor $\mathcal{X} \in \mathbb{R}^{P \times N \times F_I}$ instead of a 2-D tensor $X \in \mathbb{R}^{N \times F_I}$. Thus, the convolution operations need to be further generalized to 3-D tensor. In many works, the equal convolution operation (e.g., SGC, DGC) with the same kernel is imposed on each time step of \mathcal{X} in parallel [74], [62], [93], [94].

In addition, to enhance the performance of convolution on graph in traffic tasks, many works develop some variants of SGC with other techniques based to their prediction goals.

For instance, [61] redefined SGC with attention mechanism to adaptively capture the dynamic correlations in traffic network: $\Theta *_{\mathcal{G}} x \approx \sum_{k=0}^{K-1} \theta_k (T_k(\tilde{\mathbf{L}}) \odot \mathbf{S})x$, where $\mathbf{S} = W_1 \odot \rho((XW_2)W_3(W_4X)^T + b) \in \mathbb{R}^{N \times N}$ is the spatial attention.

[63] generalized SGC on both spatial and temporal dimensions by scanning K order neighbors on graph and K_t neighbors on time-axis without padding which shortens the length of sequences by $K_t - 1$ at each step:

$$\mathcal{Y}_{t,j} = \rho \left(\sum_{t'=0}^{K_t-1} \sum_{k=0}^{K-1} \sum_{i=1}^{F_I} \theta_{j,t',k,i} \tilde{\mathbf{L}}^k \mathcal{X}_{t-t',i} \right) \quad (7)$$

where $\mathcal{X}_{t-t',i} \in \mathbb{R}^N$ is the i^{th} feature of input \mathcal{X} at time $t-t'$, $\mathcal{Y}_{t,j} \in \mathbb{R}^N$ is the j^{th} feature of output \mathcal{Y} at time t .

[75] changed SGC as $\Theta *_{\mathcal{G}} x = (W \odot \tilde{\mathbf{A}}^K \odot \mathcal{FFR})x$, where $\tilde{\mathbf{A}}^K$ is the K -hop neighborhood matrix and \mathcal{FFR} is a matrix representing physical properties of roadways. [98], [90] followed this work and redefined $\Theta *_{\mathcal{G}} x = (W \odot Bi(\mathbf{A}^K + \mathbf{I}_N))x$, where $Bi(\cdot)$ is a function clipping each nonzero element in matrix to 1.

[95] modified adjacency matrix \mathbf{A} in SGC as $\mathbf{S} = \mathbf{A} \odot \omega$ to integrate the geospatial positions information into the model and ω is a matrix calculated via a thresholded Gaussian kernel weighting function. The layer is built as $Y = \rho(\tilde{\mathbf{Q}}^{-\frac{1}{2}} \tilde{\mathbf{S}} \tilde{\mathbf{Q}}^{-\frac{1}{2}} XW)$, where $\tilde{\mathbf{Q}}$ is the degree matrix of $\tilde{\mathbf{S}} = \mathbf{S} + \mathbf{I}_N$.

[49] designed a novel edge-based SGC on road network to extract the spatiotemporal correlations of the edge features. Both the feature matrix X and adjacency matrix \mathbf{A} are defined on edges instead of nodes.

B. RNNs

Recurrent Neural Networks (RNNs) are a type of neural network architecture which is mainly used to detect patterns in a sequence of data [108]. The traffic data collected in many traffic tasks are time series data, thus RNNs are commonly utilized in these traffic literatures to capture the temporal dependency in traffic data. In this subsection, we introduce three classical models of RNNs (i.e., RNN, LSTM, GRU) and the correlations among them, which provides theoretical evidence for participators to choose appropriate model for specific traffic problem.

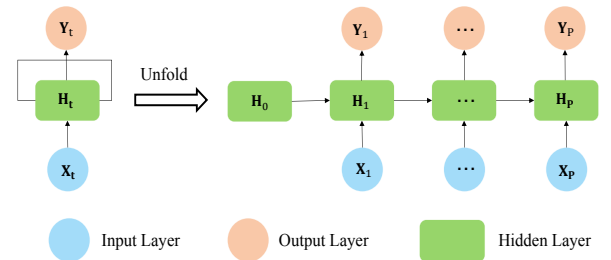


Fig. 7. The folded and unfolded structure of recurrent neural networks

1) **RNN:** Similar to a classical Feedforward Neural Network (FNN), a simple recurrent neural network (RNN) [109] contains three layers, i.e., input layer, hidden layer, output layer [110]. What differentiates RNN from FNN is the hidden layer. It passes information forward to the output layer in FNN while in RNN, it also transmits information back into itself forming a cycle [108]. For this reason, the hidden layer in RNN is called recurrent hidden layer. Such cycling trick can retain historical information, enabling RNN to process time series data.

Suppose there are F_I , F_H , F_O units in the input, hidden, output layer of RNN respectively. The input layer takes time series data $\mathbf{X} = [\mathbf{X}_1, \dots, \mathbf{X}_p] \in \mathbb{R}^{P \times F_I}$ in. For each element $\mathbf{X}_t \in \mathbb{R}^{F_I}$ at time t , the hidden layer transforms it to $\mathbf{H}_t \in \mathbb{R}^{F_H}$ and the output layer maps \mathbf{H}_t to $\mathbf{Y}_t \in \mathbb{R}^{F_O}$. Note that the hidden layer not only takes \mathbf{X}_t as input but also takes \mathbf{H}_{t-1} as input. Such cycling mechanism enables RNN to memorize

the past information (as shown in Figure 7). The mathematical notations of hidden layer and output layer are as follow.

$$\begin{aligned}\mathbf{H}_t &= \tanh([\mathbf{H}_{t-1}, \mathbf{X}_t] \cdot \mathbf{W}_h + b_h) \\ \mathbf{Y}_t &= \rho(\mathbf{H}_t \cdot \mathbf{W}_y + b_y)\end{aligned}\quad (8)$$

Where $\mathbf{W}_h \in \mathbb{R}^{(\mathbf{F}_I + \mathbf{F}_H) \times \mathbf{F}_H}$, $\mathbf{W}_y \in \mathbb{R}^{\mathbf{F}_H \times \mathbf{F}_O}$, $b_h \in \mathbb{R}^{\mathbf{F}_H}$, $b_y \in \mathbb{R}^{\mathbf{F}_O}$ are trainable parameters. $t = 1, \dots, \mathbf{P}$ and \mathbf{P} is the input sequence length. \mathbf{H}_0 is initialized using small non-zero elements which can improve overall performance and stability of the network [111].

In a word, RNN takes sequential data as input and generate another sequence with the same length: $[\mathbf{X}_1, \dots, \mathbf{X}_\mathbf{P}] \xrightarrow{RNN} [\mathbf{Y}_1, \dots, \mathbf{Y}_\mathbf{P}]$. Note that we can deepen RNN through stacking multiple recurrent hidden layers.

2) **LSTM**: Although the hidden state enables RNN to memorize the input information over past time steps, it also introduces matrix multiplication over the (potentially very long) sequence. Small values in its matrix multiplication causes the gradient decrease at each time step, resulting in the final vanish phenomenon and oppositely big values leads to exploding problem [112]. The exploding or vanishing gradients actually hinder the capacity of RNN to learn long term sequential dependencies in data [110].

To overcome this hurdle, Long Short-Term Memory (LSTM) neural networks [113] are proposed to capture long-term dependency in sequence learning. Compared with hidden layer in RNN, LSTM hidden layer has extra four parts, which are a memory cell, input gate, forget gate, and output gate. These three gates ranging in [0,1] can control information flow into the memory cell and preserve the extracted features from previous time steps. These simple changes enable the memory cell to store and read as much long-term information as possible. The mathematical notations of LSTM hidden layer are as follow.

$$\begin{aligned}i_t &= \sigma([\mathbf{H}_{t-1}, \mathbf{X}_t] \cdot \mathbf{W}_i + b_i) \\ o_t &= \sigma([\mathbf{H}_{t-1}, \mathbf{X}_t] \cdot \mathbf{W}_o + b_o) \\ f_t &= \sigma([\mathbf{H}_{t-1}, \mathbf{X}_t] \cdot \mathbf{W}_f + b_f) \\ \mathbf{C}_t &= f_t \odot \mathbf{C}_{t-1} + i_t \odot \tanh([\mathbf{H}_{t-1}, \mathbf{X}_t] \cdot \mathbf{W}_c + b_c) \\ \mathbf{H}_t &= o_t \odot \tanh(\mathbf{C}_t)\end{aligned}\quad (9)$$

Where i_t , o_t , f_t is the input gate, output gate, forget gate at time t respectively. \mathbf{C}_t is the memory cell at time t .

3) **GRU**: While LSTM is a viable option for avoiding vanishing or exploding gradients, its complex structure leads to more memory requirement and longer training time. [114] proposed a simple yet powerful variant of LSTM, i.e., Gated Recurrent Units (GRU). The LSTM cell has three gates, but the GRU cell only has two gates, resulting in fewer parameters thus shorter training time. However, GRU is equally effective as LSTM empirically [114] and is widely used in various tasks. The mathematical notations of GRU hidden layer are as follow.

$$\begin{aligned}r_t &= \sigma([\mathbf{H}_{t-1}, \mathbf{X}_t] \cdot \mathbf{W}_r + b_r) \\ u_t &= \sigma([\mathbf{H}_{t-1}, \mathbf{X}_t] \cdot \mathbf{W}_u + b_u) \\ \tilde{\mathbf{H}}_t &= \tanh(r_t \odot [\mathbf{H}_{t-1}, \mathbf{X}_t] \cdot \mathbf{W}_h + b_h) \\ \mathbf{H}_t &= u_t \odot \mathbf{H}_{t-1} + (1 - u_t) \odot \tilde{\mathbf{H}}_t\end{aligned}\quad (10)$$

Where r_t is the reset gate, u_t is the update gate.

4) **RNNs in Traffic Domain**: RNNs have shown impressive stability and capability of processing time series data. Since traffic data has a distinct temporal dependency, RNNs are usually leveraged to capture temporal correlation in traffic data. Among the works we survey, only [74] utilized RNN to capture temporal dependency in traffic while more than a half adopted GRU and some employed LSTM. This can be explained that RNN survives severe gradient disappearance or gradient explosion while LSTM and GRU handle this successfully and GRU can faster the training time.

In addition, there are many tricks to augment RNNs capacity to model the complex temporal dynamics in traffic domain, such as attention mechanism, gating mechanism, residual mechanism.

For instance, [74] incorporated the contextual information (i.e., output of SGCN containing information of related regions) into an attention operation to model the correlations between observations in different timestamps: $z = F_{pool}(\mathbf{X}_t, SGCN(\mathbf{X}_t))$ and $S = \sigma(W_1 ReLU(W_2 z))$, $\mathbf{H}_t = RNN([\mathbf{H}_{t-1}, \mathbf{X}_t] \odot S)$, where $F_{pool}(\cdot)$ is a global average pooling layer, $RNN(\cdot)$ denotes the RNN hidden layer.

[91] took external factors into consideration by embedding external attributes into the input. In addition, they added the previous hidden states to the next hidden states through a residual shortcut path, which they believed can make GRU more sensitive and robust to sudden changes in traffic historical observations. The new hidden state is formulated as: $\mathbf{H}_t = GRU([\mathbf{H}_{t-1}, \mathbf{X}_t], \mathbf{E}_t) + \mathbf{H}_{t-1}W$, where \mathbf{E}_t is the external features at time t , W is linear trainable parameter, $\mathbf{H}_{t-1}W$ is the residual shortcut.

[85] inserted a dilated skip connection into GRU by changing hidden state from $\mathbf{H}_t = GRU([\mathbf{H}_{t-1}, \mathbf{X}_t])$ to $\mathbf{H}_t = GRU(\mathbf{H}_{t-s}, \mathbf{X}_t)$, where s refers to skip length or dilation rate of each layer, $GRU(\cdot)$ denotes the GRU hidden layer. Such hierarchical design of dilation brings in multiple temporal scales for recurrent units at different layers which achieves multi-timescale modeling.

Despite the tricks above, some works replace the matrix multiplication in RNNs' hidden layer with spectral graph convolution (SGC) or diffusion graph convolution (DGC), to capture spatial temporal correlations jointly. Take GRU as example:

$$\begin{aligned}r_t &= \sigma([\mathbf{H}_{t-1}, \mathbf{X}_t] *_{\mathcal{G}} \mathbf{W}_r + b_r) \\ u_t &= \sigma([\mathbf{H}_{t-1}, \mathbf{X}_t] *_{\mathcal{G}} \mathbf{W}_u + b_u) \\ \tilde{\mathbf{H}}_t &= \tanh(r_t \odot [\mathbf{H}_{t-1}, \mathbf{X}_t] *_{\mathcal{G}} \mathbf{W}_h + b_h) \\ \mathbf{H}_t &= u_t \odot \mathbf{H}_{t-1} + (1 - u_t) \odot \tilde{\mathbf{H}}_t\end{aligned}\quad (11)$$

The $*_{\mathcal{G}}$ can represent SGC, DGC or other variants. In the literatures we survey, most replacements happen in GRU and only one in LSTM [58]. Among GRU related traffic works, [91], [89], [86], [77], [72] replaced matrix multiplication with DGC, [18], [85], [68] with SGC, [84], [97] with GAT.

Note that besides RNNs, other techniques (e.g., TCN in the next subsection) are also popular choices to extract the temporal dynamics in traffic tasks.

C. TCN

Although RNN-based models become widespread in time-series analysis, RNNs for traffic prediction still suffer from time-consuming iteration, complex gate mechanism, and slow response to dynamic changes [74]. On the contrary, 1D-CNN has the superiority of fast training, simple structures, and no dependency constraints to previous steps [115]. However, 1D-CNN is less common than RNNs in practice due to its lack of memory for a long sequence [116]. In 2016, [117] proposed a novel convolution operation integrating causal convolution and dilated convolution, which outperforms RNNs in text-to-speech tasks. The prediction of causal convolution depends on previous elements but not future elements. Dilated convolution expands the receptive field of original filter by dilating it with zeros [118]. [119] simplified the causal dilated convolution in [117] for sequence modeling problem and renamed it as temporal convolution network (TCN). Recently, more and more works employ TCN to process traffic sequential data [74], [62], [82], [93].

1) **Sequence Modeling and 1-D TCN:** Given an input sequence with length P denoted as $\mathbf{x} = [\mathbf{x}_1, \dots, \mathbf{x}_P] \in \mathbb{R}^P$, sequence modeling aims to generate an output sequence with the same length, denoted as $\mathbf{y} = [\mathbf{y}_1, \dots, \mathbf{y}_P] \in \mathbb{R}^P$. The key assumption is that the output at current time \mathbf{y}_t is only related to historical data $[\mathbf{x}_1, \dots, \mathbf{x}_t]$ but not depends on any future inputs $[\mathbf{x}_{t+1}, \dots, \mathbf{x}_P]$, i.e., $\mathbf{y}_t = f(\mathbf{x}_1, \dots, \mathbf{x}_t)$, f is the mapping function.

Obviously, RNN, LSTM and GRU can be solutions to sequence modeling tasks. However, TCN can tackle sequence modeling problem more efficient than RNNs for that it can capture long sequence properly in a non-recursive manner. The dilated causal convolution in TCN is formulated as follow:

$$\mathbf{y}_t = \Theta *_{\mathcal{T}^d} \mathbf{x}_t = \sum_{k=0}^{K-1} w_k \mathbf{x}_{t-dk} \quad (12)$$

Where $*_{\mathcal{T}^d}$ is the dilated causal operator with dilation rate d controlling the skipping distance, $\Theta = [w_0, \dots, w_{K-1}] \in \mathbb{R}^K$ is the kernel. Zero padding strategy is utilized to keep the output length the same as the input length (as shown in Figure 8). Without padding, the output length is shortened by $(K-1)d$ [74].

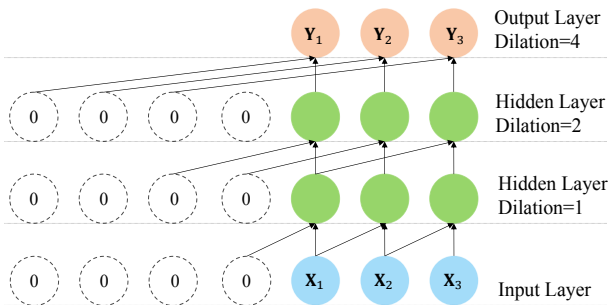


Fig. 8. Multiple dilated causal convolution layers in TCN: $[\mathbf{x}_1, \mathbf{x}_2, \mathbf{x}_3]$ is the input sequence and $[\mathbf{y}_1, \mathbf{y}_2, \mathbf{y}_3]$ is the output sequence with the same length. The size of kernel is 2 and the dilation rates for layers are $[1, 2, 4]$. Zero padding strategy is taken.

To enlarge the receptive field, TCN stacks multiple dilated causal convolution layers with $d = 2^l$ as the dilation rate of l^{th} layer (as shown in Figure 8). Therefore, the receptive field in the network grows exponentially without requiring many convolutional layers or larger filter, which can handle longer sequence with less layers and save computation resources [82].

2) **TCN in Traffic Domain:** There are many traffic works related with sequence modeling, especially traffic spatial temporal forecasting tasks. Compared with RNNs, the non-recursive calculation manner enables TCN to alleviate the gradient explosion problem and facilitate the training by parallel computation. Therefore, some works adopt TCN to capture the temporal dependency in traffic data.

Most graph-based traffic data are 3-D tensors denoted as $\mathcal{X} \in \mathbb{R}^{P \times N \times F_I}$, which requires the generalization of 1-D TCN to 3-D variables. The dilated causal convolution can be adopted to produce the j^{th} output feature of node i at time t as follow [62]:

$$\begin{aligned} \mathcal{Y}_{t,j}^i &= \rho(\Theta_j *_{\mathcal{T}^d} \mathcal{X}_t^i) \\ &= \rho\left(\sum_{m=1}^{F_I} \sum_{k=0}^{K-1} w_{j,m,k} \mathcal{X}_{t-dk,m}^i\right), 1 \leq j \leq F_O \end{aligned} \quad (13)$$

Where $\mathcal{Y}_{t,j}^i \in \mathbb{R}$ is the j^{th} output feature of node i at time t . $\mathcal{X}_{t-dk,m}^i \in \mathbb{R}$ is the m^{th} input feature of node i at time $t-dk$. The kernel $\Theta_j \in \mathbb{R}^{K \times F_I}$ is trainable. F_O is the number of output features.

The same convolution kernel is applied to all nodes on the traffic network and each node produces F_O new features. The mathematical formulation of l layer is as follow [62], [93]:

$$\mathcal{Y} = \Theta *_{\mathcal{T}^d} \mathcal{X} \quad (14)$$

where $\mathcal{X} \in \mathbb{R}^{P \times N \times F_I}$ represents the historical observations of the whole traffic network over past P time slices, $\Theta \in \mathbb{R}^{K \times F_I \times F_O}$ represents the related convolution kernel, $\mathcal{Y} \in \mathbb{R}^{P \times N \times F_O}$ is the output of TCN layer.

There are some tricks to enhance the performance of TCN in specific traffic tasks. For instance, [93] stacked multiple TCN layers to extract the short-term neighboring dependencies by bottom layer and long-term temporal features by higher layer:

$$\mathcal{Y}^{(l+1)} = \sigma(\Theta^l *_{\mathcal{T}^{d^l}} \mathcal{Y}^{(l)}) \quad (15)$$

where $\mathcal{Y}^{(l)}$ is the input of l^{th} layer, $\mathcal{Y}^{(l+1)}$ is its output and $\mathcal{Y}^{(0)} = \mathcal{X}$. $d^l = 2^l$ is the dilation rate of l^{th} layer.

To reduce the complexity of model training, [62] constructed a residual block containing two TCN layers with the same dilation rate and the block input was added to last TCN layer to get the block output:

$$\mathcal{Y}^{(l+1)} = \mathcal{Y}^{(l)} + \text{ReLU}(\Theta_1^l *_{\mathcal{T}^d} (\text{ReLU}(\Theta_0^l *_{\mathcal{T}^d} \mathcal{Y}^{(l)}))) \quad (16)$$

where Θ_1^l, Θ_0^l are the convolution kernels of the first layer and the second layer respectively. $\mathcal{Y}^{(l)}$ is the input of residual block and $\mathcal{Y}^{(l+1)}$ is its output.

[82] integrated gating mechanism [116] with TCN to learn complex temporal dependency in traffic data:

$$\mathcal{Y} = \rho(\Theta_1 *_{\mathcal{T}^d} \mathcal{X} + b_1) \odot \sigma(\Theta_2 *_{\mathcal{T}^d} \mathcal{X} + b_2) \quad (17)$$

where $\sigma(\cdot) \in [0, 1]$ determines the ratio of information passed to the next layer.

Similarly, [74] used the Gated TCN and set the dilation rate $d = 1$ without zero padding to shorten the output length as $\mathcal{Y} = (\Theta_1 *_{\mathcal{T}^1} \mathcal{X}) \odot \sigma(\Theta_2 *_{\mathcal{T}^1} \mathcal{X})$. They argued that this can discover variances in time series traffic data.

D. Seq2Seq

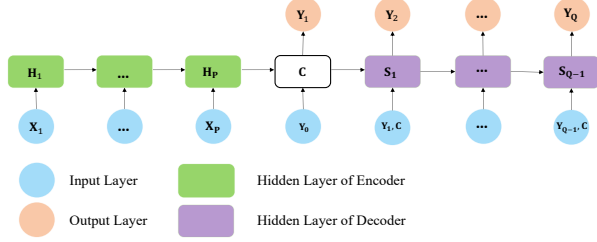


Fig. 9. Sequence to Sequence Structure without attention mechanism

1) **Seq2Seq**: Sequence to Sequence (Seq2Seq) model proposed in 2014 [120] has been widely used in sequence prediction such as machine translation [121]. Seq2Seq architecture consists of two components, i.e., an encoder in charge of converting the input sequence \mathbf{X} into a fixed latent vector \mathbf{C} , and a decoder responsible for converting \mathbf{C} into an output sequence \mathbf{Y} . Note that \mathbf{X} and \mathbf{Y} can have different lengths (as shown in Figure 9).

$$\mathbf{X} = [\mathbf{X}_1, \dots, \mathbf{X}_P] \xrightarrow{\text{Seq2Seq}} \mathbf{Y} = [\mathbf{Y}_1, \dots, \mathbf{Y}_Q] \quad (18)$$

Where P is the input length and Q is the output length.

The specific calculation of \mathbf{Y}_j is denoted as follow:

$$\begin{aligned} \mathbf{H}_i &= \text{Encoder}(\mathbf{X}_i, \mathbf{H}_{i-1}) \\ \mathbf{C} &= \mathbf{H}_P, \mathbf{S}_0 = \mathbf{H}_P \\ \mathbf{S}_j &= \text{Decoder}(\mathbf{C}, \mathbf{Y}_{j-1}, \mathbf{S}_{j-1}) \\ \mathbf{Y}_j &= \mathbf{S}_j \mathbf{W} \end{aligned} \quad (19)$$

Here, \mathbf{H}_i is the hidden state related with input \mathbf{X}_i . \mathbf{H}_0 is initialized using small non-zero elements. \mathbf{S}_j is the hidden state related with output \mathbf{Y}_j . \mathbf{Y}_0 is the representation of beginning sign. Note that the encoder and decoder can be any model as long as it can accept sequence (vector or matrix) and produce sequence, such as RNN, LSTM, GRU or other novel models.

A major limitation of Seq2Seq is that the latent vector \mathbf{C} is fixed for each \mathbf{Y}_j while \mathbf{Y}_j might have stronger correlation with \mathbf{X}_j than other elements. To address this issue, attention mechanism is integrated into Seq2Seq, allowing the decoder to focus on task-relevant parts of the input sequence, helping the decoder make better decision.

$$\begin{aligned} \mathbf{H}_i &= \text{Encoder}(\mathbf{X}_i, \mathbf{H}_{i-1}) \\ \mathbf{C}_j &= \sum_{i=1}^P (\theta_{ji} \mathbf{H}_i), \mathbf{S}_0 = \mathbf{H}_P \\ \mathbf{S}_j &= \text{Decoder}(\mathbf{C}_j, \mathbf{Y}_{j-1}, \mathbf{S}_{j-1}) \\ \mathbf{Y}_j &= \mathbf{S}_j \mathbf{W} \end{aligned} \quad (20)$$

Where $\theta_{ji} = \frac{\exp(f_{ji})}{\sum_{i=1}^P \exp(f_{ji})}$ is the normalized attention score, and $f_{ji} = f(\mathbf{H}_j, \mathbf{S}_{i-1})$ [121] is a function to measure the correlation between i^{th} input and j^{th} output, for instance, [122] proposed three kinds of attention score calculation.

$$f_{ji} = \begin{cases} \mathbf{H}_j^T \mathbf{S}_{i-1} & \text{dot} \\ \mathbf{H}_j^T \mathbf{W}_a \mathbf{S}_{i-1} & \text{general} \\ v_a^T \tanh(\mathbf{W}_a [\mathbf{H}_j, \mathbf{S}_{i-1}]) & \text{concat} \end{cases} \quad (21)$$

Another way to enhance Seq2Seq performance is the scheduled sampling technique [123]. The inputs of decoder during training and testing phases are different. Decoder during training phase is fed with true labels of training datasets while it is fed with predictions generated by itself during testing phase, which accumulates error at testing time and causes degraded performance. To mitigate this issue, scheduled sampling is integrated into the model. At j^{th} iteration during the training process, there is ϵ_j probability to feed the decoder with true label and $1 - \epsilon_j$ probability with prediction at the previous step. Probability ϵ_j gradually decreases to 0, allowing the decoder to learn the testing distribution [89], keeping the training and testing as same as possible.

2) **Seq2Seq in Traffic Domain**: Since Seq2Seq can take an input sequence to generate an output sequence with different length, it is applied on multi-step prediction in many traffic works. The encoder encodes the historical traffic data into a latent space vector. Then, the latent vector is fed into a decoder to generate the future traffic conditions.

Attention mechanism is usually incorporated into Seq2Seq to model the different influence on future prediction from previous traffic observations at different time slots [81], [79], [90], [67].

The encoder and decoder in many traffic literatures are in charge of capturing spatial temporal dependencies. For instance, [89] proposed DCGRU to be the encoder and decoder, which can capture spatial and temporal dynamics jointly. The design of encoder and decoder is usually the core contribution and novel part of relative papers. But the encoder and decoder are not necessarily the same and we have made a summarization of Seq2Seq structure in previous graph-based traffic works (as shown in Table III).

TABLE III
THE ENCODERS AND DECODERS OF SEQUENCE TO SEQUENCE ARCHITECTURE

References	Encoder	Decoder
[89]	GRU+DGCN	Same as encoder
[81]	SGCN+LSTM	LSTM+SGCN
[79]	STAtt Block	Same as encoder
[37]	MLPs	An MLP
[71]	SGCN+Pooling+GRU	GCN+Upooling+GRU
[84]	GRU with graph self-attention	Same as encoder
[18]	GRU+SGCN	Same as encoder
[90]	SGCN+ bidirectional GRU	Same as encoder
[67]	Long-term encoder (Gated SGCN)	Short-term encoder
[92]	SGCN+LSTM	LSTM
[77]	SGCN+GRU	Same as encoder
[68]	CGRM (GRU, SGCN)	Same as encoder
[83]	LSTM+RGC	RGC
[42]	LSTM	Same as encoder

Noted that the RNNs based decoder has a severe error accumulation problem during testing inference due to that each previous predicted step is the input to produce the next step prediction. [89], [84] adopted the scheduled sampling to alleviate this problem. [67] replaced the RNNs based decoder with a short-term and long-term decoder to take in last step prediction exclusively, thus easing error accumulation. The utilization of Seq2Seq technique in traffic domain is very flexible, for instance, [81] integrated Seq2Seq into a bigger framework, being the generator and discriminator of GAN.

E. GAN

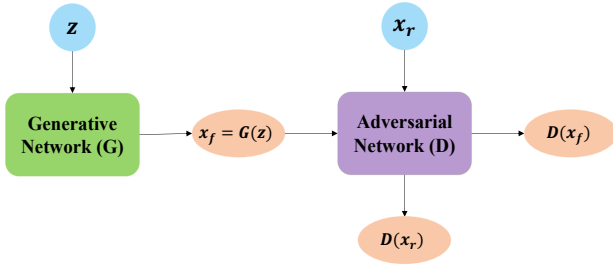


Fig. 10. Generative Adversarial Network: Generator G is in charge of producing a generated sample $x_f = G(z)$ from a random vector z , which is sampled from a prior distribution p_z . Discriminator D is in charge of discriminating between the fake sample x_f generated from G and the real sample x_r from the training data.

1) **GAN**: Generative Adversarial Network (GAN) [124] is a powerful deep generative model aiming to generate artificial samples as indistinguishable as possible from their real counterparts. GAN, inspired by game theory, is composed of two players, a generative neural network called Generator G and an adversarial network called Discriminator D (as shown in Figure 10).

Discriminator D tries to determine whether the input samples belong to the generated data or the real data while Generator G tries to cheat on Discriminator D by producing samples as true as possible. The two mutually adversarial and optimized processes are alternately trained, which strengthens the performance of both D and G . When the fake sample produced by G is very close to the ground truth and D is unable to distinguish them any more, it is considered that Generator G has learned the true distribution of the real data and the model converges. At this time, we can consider this game to reach a Nash equilibrium.

Mathematically, such process can be formulated to minimize their losses $Loss_G$ and $Loss_D$. With the loss function being cross entropy denoted as f , we can have:

$$\begin{aligned} Loss_G &= f(D(G(z)), 1) = -\sum \log D(G(z)) \\ \phi^* &= \underset{\phi}{\operatorname{argmin}}(Loss_G) = \underset{\phi}{\operatorname{argmax}}(-Loss_G) \\ &= \underset{\phi}{\operatorname{argmax}} \mathbb{E}(\log D(G(z))) \end{aligned} \quad (22)$$

$$\begin{aligned} Loss_D &= f(D(x_r), 1, D(x_f), 0) \\ &= -\sum \log D(x_r) - \sum \log(1 - D(x_f)) \\ \theta^* &= \underset{\theta}{\operatorname{argmin}}(Loss_D) = \underset{\theta}{\operatorname{argmax}}(-Loss_D) \\ &= \underset{\theta}{\operatorname{argmax}} (\mathbb{E}(\log D(x_r) + \log(1 - D(x_f)))) \end{aligned} \quad (23)$$

Where 1 is the label of true sample x_r . 0 is the label of fake sample $x_f = G(z)$. ϕ and θ are the trainable parameters of G and D respectively. Note that when G is trained, D is untrainable. Interested readers may refer to [125], [126] for survey of GAN.

2) **GAN in Traffic Domain**: When GAN is applied in traffic prediction tasks [127], [128], Generator G is usually employed to generate future traffic observations based on the historical observations. Then the generated data and the future real data are fed into Discriminator D to train it. After the training, Generator G can learn the distribution of the real traffic flow data through a large number of historical data and can be used to predict the future traffic states [81]. GAN can be also utilized to solve the sparsity problem of traffic data for its efficacy in handling data generation [76].

In addition, the generator or discriminator of GAN can be any model, such as RNNs, Seq2Seq, depending on the specific traffic tasks.

V. CHALLENGES PERSPECTIVE

Many traffic tasks are very challenging due to the complicated spatiotemporal dependencies among regions in traffic network. In addition, the external factor is also an important factor to improve prediction accuracy. In this section, we introduce the common challenges in traffic domain. We carefully examine each challenge and the corresponding solutions, making necessary comparison.

A. Spatial Dependency

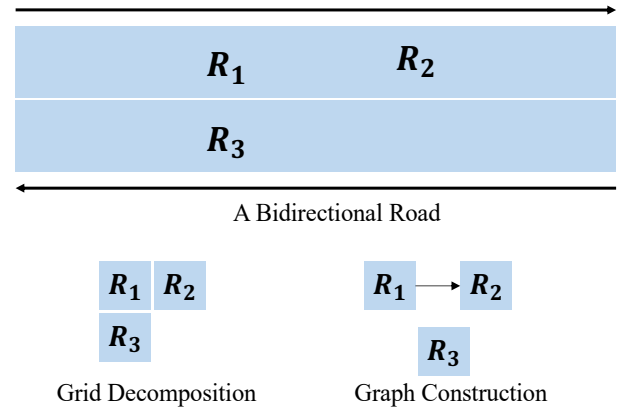


Fig. 11. The formulation of a bidirectional road: The traffic condition of road R_1 is only influenced by the same side road R_2 and has weak correlation with the opposite side road R_3 . But if this region is modeled as grids, R_3 has similar impact on R_1 as R_2 , which is against the truth. If it is model as a graph, R_1 is connected with R_2 and disconnected with R_3 , which can reflect the true relationship.

Many previous literatures [106], [107], [129] extracted spatial features through decomposing the whole traffic network into segments or grids and then employing CNNs to process the grid-based data. However, CNNs can only capture spatial locality and neglect globality of the network. What's worse, the grid-based assumption actually violates the nature topology of traffic network. Because many traffic networks are physically organized as a graph and the graph topology information is obviously valuable for traffic prediction (as shown in Figure 11). Therefore, graph neural networks can model spatial dependencies in traffic networks much better than grid based approaches.

However, the spatial dependencies in traffic network are very complicated, which we categorize into three spatial attributes, i.e., spatial locality, multiple relationships, global connectivity. There are several kinds of GNNs combining with other deep learning techniques to effectively model different spatial attributes.

1) **Spatial Locality**: Spatial locality refers that adjacent regions are usually highly relevant to each other. For example, the passenger flow of a station in a subway is obviously affected by its connected stations. K -localized spectral graph convolution network (SGCN) is widely adopted to aggregate the information of 0 to $K - 1$ hop neighbors to the central region. However, some works make different assumptions about the spatial locality and utilize some novel tricks.

The adjacency matrix representing the traffic topology is usually pre-defined while [61], [18] argued that neighboring locations were dynamically correlated with each other. They incorporated the attention mechanism into SGCN to adaptively capture the dynamic correlations among surrounding regions.

SGCN requires all the regions to have the same local statistics and its convolution kernel is location-independent. However, [60] clarified that the local statistics of traffic data changed from region to region and they designed location-dependent kernels for different regions automatically.

2) **Multiple Relationships**: While locality attribute focuses on spatial proximity, the target region can be correlated with distant regions through various non-Euclidean relationships (as shown in Figure 5). For instance, functional similarity refers that distant region is similar to the target region in terms of functionality, which can be characterized by the surrounding POIs [74], [62]. Transportation connectivity suggests that those geographically distant but conveniently reachable can be correlated [74]. The reachable way can be motorway, highway, subway. [74] encoded these different types of correlations using multiple graphs and leveraged multi-graph convolution to explicitly extract these correlation information. [73] adopted semantic neighbors to model the correlation between origins and destinations. The correlation is measured by the passenger flow between them.

3) **Global Connectivity**: Both spatial proximity and multi-relationship dependencies focus on parts of the network while ignore the whole structure. Global connectivity refers that traffic conditions of different regions have influenced each other in a whole network scale. There are several strategies to exploit the structure information of traffic network globally.

A popular way to capture global connectivity is to model the changing traffic conditions on the traffic network as a diffusion process that happens at the network scale, which is presented by a power series of transition matrices. Then, diffusion graph convolution network (DGCN) is adopted to extract the spatial dependency globally [91], [89], [81], [82], [77], [72].

[85] designed a novel spatial graph pooling layer with path growing algorithm to produce a coarser graph. They stacked this pooling layer before SGC layer to get multi-granularity graph convolutions, which can extract spatial features at various scopes.

[82] proposed a SGC layer with a self-adaptive adjacency matrix to capture the hidden global spatial dependency in the data. This self-adaptive adjacency matrix is learned from the data through an end-to-end supervised training.

B. Temporal Dependency

Temporal dependency refers that the prediction of a certain time is usually correlated with various historical observations [74].

As stated in Section Four, many works extract the temporal dependency by RNNs based approaches. However, RNNs based approaches suffer from time-consuming iterations and confront gradient explosion/vanishing problem for capturing long sequences. Therefore, some works adopt TCN based approaches with the superiority of simple structures, parallel computing and stable gradients [74], [62]. In addition, TCN is able to handle different temporal levels by stacking multiple layers. For instance [93], [82] stacked multiple TCN layers with the bottom layers extracting short-term neighboring dependencies and the higher layers learning long-term temporal features.

1) **Multi-timescale**: Some works extract the temporal dependency at a multi-timescale perspective [61], [95]. [61] decomposed temporal dependency into recent, daily and weekly dependencies. The recent dependency refers that the future traffic conditions are influenced by the traffic conditions recently. For instance, the traffic congestion at 9 am is inevitably influenced traffic flow at the following hours. Daily dependency describes that the repeated daily pattern in traffic data due to the regular daily routine of people, such as morning peak and evening peak. Weekly dependency considers the influence caused by the same week attributes, for instance, all Mondays share similar traffic pattern in a short-term. [61] set three parallel components with the same structure to model these three temporal attributes respectively.

2) **Different Weights**: Some works argue that the correlations between historical and future observations are varying at different previous time slices. [61] adopted a temporal attention mechanism to adaptively attach different importance to historical data.

C. Spatiotemporal Dependency

Many works capture the spatial and temporal dependency separately in a sequential manner [90], [81], [75], [55], [87], [98], [56] while the spatial and temporal dependencies are

closely intertwined in traffic data. [61] argued that the historical observations of different locations at different times had varying impacts on central region in the future. Take an obvious example, a traffic accident in a critical road results in serious disruptions over related roads but at different time, due to the gradual formation and dispersion of traffic congestion.

A limitation of separately modeling is that the potential interactions between spatial features and temporal features are completely ignored, which may hurt the prediction performance. To overcome such limitation, a popular way is to incorporate the graph convolution operations (e.g., SGC, DGC) to RNNs (as stated in Section Four) to capture spatial temporal correlations jointly [58], [91], [89], [86], [77], [72], [18], [85], [68].

D. External Factors

Besides the normal spatial data and temporal data, there are some other types of data highly related with the traffic prediction tasks, such as holidays, hours/day/week/month/season/year related attributes (e.g., weekday and weekend) [62], [95], weather (e.g., rainfall, temperature, air quality) [95], special events, POIs [74], traffic incidents (e.g., incident time, incident type) [87], which we refer as external factors or context factors. Note that [90] considered historical statistical speed information (e.g., average or standard deviation of traffic speed) as external factor.

Some traffic phenomenon related with external factors can be observed in our daily life. For instance, the commercial region and resident area are different point of interests (POIs) with different traffic flow. The traffic demand on holidays increases shapely compared with that at normal working days. A rainstorm absolutely decreases the traffic volume. In addition, a large-scale concert or football match results in traffic congregation, affecting traffic conditions around.

Among external factors, discrete values such as day attributes, holidays and weather conditions, are usually transformed into binary vectors by one-hot encoding while continual values including temperature, wind speed are scaled by Min-Max normalization or Z-score normalization.

There are two approaches to handle external factors in the literatures we survey. The first approach is to concatenate the external factors with other features and feed them into model [91], [62]. The second approach is to design an external component in charge of processing external factors alone. The external component usually contains two FC layers, of which the first extracting important features and the second mapping low dimension features to high dimension [62], [87], [95], [42]. [92] employed multi-LSTM layers to extract representation of context factors. The output of external component is fused with other components to generate the final result.

VI. PUBLIC DATASETS AND OPEN SOURCE CODES

A. Public Datasets

We summarize some public datasets (as shown in Table IV) in our survey to help successor participate in this domain and produce more valuable works.

B. Open Source Codes

Open-source implementations are helpful for researchers to compare their approaches. We provide the hyperlinks of public source codes of the literatures reviewed in this paper (as shown in Table V) to facilitate the baseline experiments in traffic domain.

VII. FUTURE DIRECTIONS

Table II provides an overview of the related works we carefully examine. Based on these works, we suggest some directions for researchers to further explore, which can be divided into application related, technique related, external factor related directions.

As shown in Table II, there are many works utilizing graph-based deep learning architectures to tackle traffic state prediction and traffic demand prediction, which have achieved state-of-art performances. However, there are only a handful of works analyzing traffic data on a graph perspective in other research directions, such as driver behavior classification [55], optimal DETC scheme [49], vehicle/human trajectory prediction [56], [57], path availability [58], traffic signal control [59]. When it comes to traffic incident detection, vehicle detection, works adopting graph-based deep learning techniques are rare. As far as we are concerned, we can't find any one of them. Therefore, the upcoming participators can explore these directions on a graph view and learn the successful experiences from the existing works.

Most existing works have employed spectral graph convolution network (SGCN) and diffusion graph convolution network (DGCN), two popular kinds of GNNs, to analyze related traffic tasks. Graph attention networks (GAT) [130] in traffic domain are few [79], [84], [88], [97]. Other kinds of GNNs, such as graph auto-encoders (GAEs) [131], [132], recurrent graph neural networks (RecGNNs) [133] have achieved state-of-the art performance on other domains, but they are seldom explored in traffic tasks up to now. Therefore, it is worth to extend these GNNs to traffic domain. In addition, most of the graph-based traffic works are regression tasks, while only [58], [55] are classification tasks. Researchers can explore the classification traffic tasks on a graph perspective.

Finally, many existing traffic models don't take external factors into consideration, for that external factors are hard to collect, quantify and have various data formats. The sparsity of external factors is still a challenge confronted by the research community. In addition, the techniques to process external factors are rather naive, for instance, a simple fully connected layer. There should be more approaches to collect and process external factors.

VIII. CONCLUSION

In this survey, we conduct a comprehensive review of various graph-based deep learning architectures in traffic works. More specifically, we summarize a general graph-based formulation of traffic problem and the way to construct graphs from various traffic datasets. Further, we decompose all the investigated architectures and analyze the common modules

TABLE IV
SOME OPEN TRAFFIC DATASETS

References	Encoder	Decoder
NYC taxi	https://www1.nyc.gov/site/tlc/about/tlc-trip-record-data.page	[80], [95], [87], [83]
NYC bike	https://www.citibikenyc.com/system-data	[95], [42], [67], [92]
San Francisco taxi	https://crawdad.org/crawdad/epfl/mobility/20090224/	[87]
Chicago bike	https://www.divvybikes.com/system-data	[42]
BikeDC (Bike Washington)	https://www.capitalbikeshare.com/system-data	[95]
California -PEMS	http://pems.dot.ca.gov/	[74], [62], [61], [80], [91], [63], [79], [82], [86], [58], [77]

TABLE V
SOME OPEN SOURCE CODES

Reference	Model	Year	Framework	Github
[89]	DCRNN	2018	tensorflow	https://github.com/liyaguang/DCRNN
[78]	GCNN	2018	keras	https://github.com/RingBDStack/GCNN-In-Traffic
[70]	T-GCN	2019	tensorflow	https://github.com/lehaifeng/T-GCN
[79]	GMAN	2019	tensorflow	https://github.com/zhengchuanpan/GMAN
[82]	Graph-WaveNet	2019	torch	https://github.com/nanzhan/Graph-WaveNet

they share, including graph neural networks (GNNs), recurrent neural networks (RNNs), temporal convolution network (TCN), Sequence to Sequence (Seq2Seq) model, generative adversarial network (GAN). We provide a thorough description of their variants in traffic tasks, hoping to provide upcoming researchers insights into how to design novel techniques for their own traffic tasks. We also summarize the common challenges in many traffic scenarios, such as spatial dependency, temporal dependency, external factors. More than that, we present multiple deep learning based solutions for each challenge. In addition, we provide some hyperlinks of public datasets and codes in related works to facilitate the upcoming researches. Finally, we suggest some future directions for participators interested in this domain.

ACKNOWLEDGMENT

REFERENCES

- [1] M. S. Ahmed and A. R. Cook, *Analysis of freeway traffic time-series data by using Box-Jenkins techniques*, 1979, no. 722.
- [2] B. M. Williams and L. A. Hoel, "Modeling and forecasting vehicular traffic flow as a seasonal arima process: Theoretical basis and empirical results," *Journal of transportation engineering*, vol. 129, no. 6, pp. 664–672, 2003.
- [3] E. Zivot and J. Wang, "Vector autoregressive models for multivariate time series," *Modeling Financial Time Series with S-Plus®*, pp. 385–429, 2006.
- [4] Y. Xie, Y. Zhang, and Z. Ye, "Short-term traffic volume forecasting using kalman filter with discrete wavelet decomposition," *Computer-Aided Civil and Infrastructure Engineering*, vol. 22, no. 5, pp. 326–334, 2007.
- [5] Y.-S. Jeong, Y.-J. Byon, M. M. Castro-Neto, and S. M. Easa, "Supervised weighting-online learning algorithm for short-term traffic flow prediction," *IEEE Transactions on Intelligent Transportation Systems*, vol. 14, no. 4, pp. 1700–1707, 2013.
- [6] J. Van Lint and C. Van Hinsbergen, "Short-term traffic and travel time prediction models," *Artificial Intelligence Applications to Critical Transportation Issues*, vol. 22, no. 1, pp. 22–41, 2012.
- [7] J. Liu, T. Li, P. Xie, S. Du, F. Teng, and X. Yang, "Urban big data fusion based on deep learning: An overview," *Information Fusion*, vol. 53, pp. 123–133, 2020.
- [8] N. Laptev, J. Yosinski, L. E. Li, and S. Smyl, "Time-series extreme event forecasting with neural networks at uber," in *International Conference on Machine Learning*, vol. 34, 2017, pp. 1–5.
- [9] X. Ma, Z. Dai, Z. He, J. Ma, Y. Wang, and Y. Wang, "Learning traffic as images: a deep convolutional neural network for large-scale transportation network speed prediction," *Sensors*, vol. 17, no. 4, p. 818, 2017.
- [10] Y. Sun, X. Yu, R. Bie, and H. Song, "Discovering time-dependent shortest path on traffic graph for drivers towards green driving," *Journal of Network and Computer Applications*, vol. 83, pp. 204–212, 2017.
- [11] H. Sun, J. Wu, D. Ma, and J. Long, "Spatial distribution complexities of traffic congestion and bottlenecks in different network topologies," *Applied Mathematical Modelling*, vol. 38, no. 2, pp. 496–505, 2014.
- [12] G. Kalafatas and S. Peeta, "An exact graph structure for dynamic traffic assignment: Formulation, properties, and computational experience," Tech. Rep., 2007.
- [13] M. Gori, G. Monfardini, and F. Scarselli, "A new model for learning in graph domains," in *Proceedings. 2005 IEEE International Joint Conference on Neural Networks, 2005.*, vol. 2. IEEE, 2005, pp. 729–734.
- [14] F. Scarselli, M. Gori, A. C. Tsoi, M. Hagenbuchner, and G. Monfardini, "The graph neural network model," *IEEE Transactions on Neural Networks*, vol. 20, no. 1, pp. 61–80, 2008.
- [15] M. Henaff, J. Bruna, and Y. LeCun, "Deep convolutional networks on graph-structured data," *arXiv preprint arXiv:1506.05163*, 2015.
- [16] Y. Li, O. Vinyals, C. Dyer, R. Pascanu, and P. Battaglia, "Learning deep generative models of graphs," *arXiv preprint arXiv:1803.03324*, 2018.
- [17] Z. Guo, Y. Zhang, and W. Lu, "Attention guided graph convolutional networks for relation extraction," in *Proceedings of the 57th Annual Meeting of the Association for Computational Linguistics*, 2019, pp. 241–251.
- [18] W. Chen, L. Chen, Y. Xie, W. Cao, Y. Gao, and X. Feng, "Multi-range attentive bicomponent graph convolutional network for traffic forecasting," *arXiv preprint arXiv:1911.12093*, 2019.
- [19] D. K. Duvenaud, D. Maclaurin, J. Iparraguirre, R. Bombarell, T. Hirzel, A. Aspuru-Guzik, and R. P. Adams, "Convolutional networks on graphs for learning molecular fingerprints," in *Advances in neural information processing systems*, 2015, pp. 2224–2232.
- [20] R. Ying, R. He, K. Chen, P. Eksombatchai, W. L. Hamilton, and J. Leskovec, "Graph convolutional neural networks for web-scale recommender systems," in *Proceedings of the 24th ACM SIGKDD International Conference on Knowledge Discovery & Data Mining*, 2018, pp. 974–983.
- [21] M. G. Karlaftis and E. I. Vlahogianni, "Statistical methods versus neural networks in transportation research: Differences, similarities and some insights," *Transportation Research Part C: Emerging Technologies*, vol. 19, no. 3, pp. 387–399, 2011.
- [22] E. I. Vlahogianni, M. G. Karlaftis, and J. C. Golias, "Short-term traffic forecasting: Where we are and where we were going," *Transportation Research Part C: Emerging Technologies*, vol. 43, pp. 3–19, 2014.
- [23] P. Xie, T. Li, J. Liu, S. Du, X. Yang, and J. Zhang, "Urban flow prediction from spatiotemporal data using machine learning: A survey," *Information Fusion*, 2020.

- [24] H. Nguyen, L.-M. Kieu, T. Wen, and C. Cai, "Deep learning methods in transportation domain: a review," *IET Intelligent Transport Systems*, vol. 12, no. 9, pp. 998–1004, 2018.
- [25] Y. Wang, D. Zhang, Y. Liu, B. Dai, and L. H. Lee, "Enhancing transportation systems via deep learning: A survey," *Transportation research part C: emerging technologies*, vol. 99, pp. 144–163, 2019.
- [26] M. Veres and M. Moussa, "Deep learning for intelligent transportation systems: A survey of emerging trends," *IEEE Transactions on Intelligent Transportation Systems*, 2019.
- [27] Q. Chen, W. Wang, F. Wu, S. De, R. Wang, B. Zhang, and X. Huang, "A survey on an emerging area: Deep learning for smart city data," *IEEE Transactions on Emerging Topics in Computational Intelligence*, vol. 3, no. 5, pp. 392–410, 2019.
- [28] S. Wang, J. Cao, and P. S. Yu, "Deep learning for spatio-temporal data mining: A survey," *arXiv preprint arXiv:1906.04928*, 2019.
- [29] M. M. Bronstein, J. Bruna, Y. LeCun, A. Szlam, and P. Vandergheynst, "Geometric deep learning: going beyond euclidean data," *IEEE Signal Processing Magazine*, vol. 34, no. 4, pp. 18–42, 2017.
- [30] J. Zhou, G. Cui, Z. Zhang, C. Yang, Z. Liu, L. Wang, C. Li, and M. Sun, "Graph neural networks: A review of methods and applications," *arXiv preprint arXiv:1812.08434*, 2018.
- [31] S. Zhang, H. Tong, J. Xu, and R. Maciejewski, "Graph convolutional networks: a comprehensive review," *Computational Social Networks*, vol. 6, no. 1, p. 11, 2019.
- [32] P. Quan, Y. Shi, M. Lei, J. Leng, T. Zhang, and L. Niu, "A brief review of receptive fields in graph convolutional networks," in *IEEE/WIC/ACM International Conference on Web Intelligence-Companion Volume*, 2019, pp. 106–110.
- [33] Z. Wu, S. Pan, F. Chen, G. Long, C. Zhang, and S. Y. Philip, "A comprehensive survey on graph neural networks," *IEEE Transactions on Neural Networks and Learning Systems*, 2020.
- [34] Y. Chen, Y. Lv, Z. Li, and F. Wang, "Long short-term memory model for traffic congestion prediction with online open data," in *19th IEEE International Conference on Intelligent Transportation Systems, ITSC 2016, Rio de Janeiro, Brazil, November 1-4, 2016*. IEEE, 2016, pp. 132–137. [Online]. Available: <https://doi.org/10.1109/ITSC.2016.7795543>
- [35] X. Ma, H. Yu, Y. Wang, and Y. Wang, "Large-scale transportation network congestion evolution prediction using deep learning theory," *PloS one*, vol. 10, no. 3, 2015.
- [36] F. Sun, A. Dubey, and J. White, "Dxnatdeep neural networks for explaining non-recurring traffic congestion," in *2017 IEEE International Conference on Big Data (Big Data)*. IEEE, 2017, pp. 2141–2150.
- [37] L. Wei, Z. Yu, Z. Jin, L. Xie, J. Huang, D. Cai, X. He, and X.-S. Hua, "Dual graph for traffic forecasting," *IEEE Access*, vol. PP, pp. 1–1, 12 2019.
- [38] N. Casas, "Deep deterministic policy gradient for urban traffic light control," *arXiv preprint arXiv:1703.09035*, 2017.
- [39] J. Gao, Y. Shen, J. Liu, M. Ito, and N. Shiratori, "Adaptive traffic signal control: Deep reinforcement learning algorithm with experience replay and target network," *CoRR*, vol. abs/1705.02755, 2017. [Online]. Available: <http://arxiv.org/abs/1705.02755>
- [40] F. Rodrigues, I. Markou, and F. C. Pereira, "Combining time-series and textual data for taxi demand prediction in event areas: A deep learning approach," *Information Fusion*, vol. 49, pp. 120–129, 2019.
- [41] D. Wang, W. Cao, J. Li, and J. Ye, "DeepSD: Supply-demand prediction for online car-hailing services using deep neural networks," in *2017 IEEE 33rd international conference on data engineering (ICDE)*. IEEE, 2017, pp. 243–254.
- [42] D. Chai, L. Wang, and Q. Yang, "Bike flow prediction with multi-graph convolutional networks," in *Proceedings of the 26th ACM SIGSPATIAL International Conference on Advances in Geographic Information Systems, SIGSPATIAL 2018, Seattle, WA, USA, November 06-09, 2018*. ACM, 2018, pp. 397–400. [Online]. Available: <https://doi.org/10.1145/3274895.3274896>
- [43] L. Lin, Z. He, and S. Peeta, "Predicting station-level hourly demand in a large-scale bike-sharing network: A graph convolutional neural network approach," *Transportation Research Part C: Emerging Technologies*, vol. 97, pp. 258–276, 2018.
- [44] C. E. Hatri and J. Boumhidi, "Fuzzy deep learning based urban traffic incident detection," *Cogn. Syst. Res.*, vol. 50, pp. 206–213, 2018. [Online]. Available: <https://doi.org/10.1016/j.cogsys.2017.12.002>
- [45] Z. Zhang, Q. He, J. Gao, and M. Ni, "A deep learning approach for detecting traffic accidents from social media data," *Transportation research part C: emerging technologies*, vol. 86, pp. 580–596, 2018.
- [46] Q. Chen, X. Song, H. Yamada, and R. Shibasaki, "Learning deep representation from big and heterogeneous data for traffic accident inference," in *Thirtieth AAAI Conference on Artificial Intelligence*, 2016.
- [47] M. I. Sameen and B. Pradhan, "Severity prediction of traffic accidents with recurrent neural networks," *Applied Sciences*, vol. 7, no. 6, p. 476, 2017.
- [48] S. Alkheder, M. Taamneh, and S. Taamneh, "Severity prediction of traffic accident using an artificial neural network," *Journal of Forecasting*, vol. 36, no. 1, pp. 100–108, 2017.
- [49] W. Qiu, H. Chen, and B. An, "Dynamic electronic toll collection via multi-agent deep reinforcement learning with edge-based graph convolutional networks," in *Proceedings of the 28th International Joint Conference on Artificial Intelligence*. AAAI Press, 2019, pp. 4568–4574.
- [50] X. Chen, S. Xiang, C.-L. Liu, and C.-H. Pan, "Vehicle detection in satellite images by hybrid deep convolutional neural networks," *IEEE Geoscience and remote sensing letters*, vol. 11, no. 10, pp. 1797–1801, 2014.
- [51] S. Zhang, J. Yang, and B. Schiele, "Occluded pedestrian detection through guided attention in cnns," in *Proceedings of the IEEE Conference on Computer Vision and Pattern Recognition*, 2018, pp. 6995–7003.
- [52] H. Tayara, K. G. Soo, and K. T. Chong, "Vehicle detection and counting in high-resolution aerial images using convolutional regression neural network," *IEEE Access*, vol. 6, pp. 2220–2230, 2017.
- [53] L.-T. Wu and H.-Y. Lin, "Overtaking vehicle detection techniques based on optical flow and convolutional neural network," in *VEHITS*, 2018, pp. 133–140.
- [54] J. Li, X. Liang, S. Shen, T. Xu, J. Feng, and S. Yan, "Scale-aware fast r-cnn for pedestrian detection," *IEEE transactions on Multimedia*, vol. 20, no. 4, pp. 985–996, 2017.
- [55] S. Mylavarapu, M. Sandhu, P. Vijayan, K. M. Krishna, B. Ravindran, and A. Nambodiri, "Towards accurate vehicle behaviour classification with multi-relational graph convolutional networks," *CoRR*, vol. abs/2002.00786, 2020. [Online]. Available: <https://arxiv.org/abs/2002.00786>
- [56] Z. Zhao, H. Fang, Z. Jin, and Q. Qiu, "Gisnet: Graph-based information sharing network for vehicle trajectory prediction," *CoRR*, vol. abs/2003.11973, 2020. [Online]. Available: <https://arxiv.org/abs/2003.11973>
- [57] H. Martin, D. Bucher, E. Suel, P. Zhao, F. Perez-Cruz, and M. Raubal, "Graph convolutional neural networks for human activity purpose imputation from gps-based trajectory data," 2018.
- [58] J. Li, Z. Han, H. Cheng, J. Su, P. Wang, J. Zhang, and L. Pan, "Predicting path failure in time-evolving graphs," in *Proceedings of the 25th ACM SIGKDD International Conference on Knowledge Discovery & Data Mining, KDD 2019, Anchorage, AK, USA, August 4-8, 2019*, A. Teredesai, V. Kumar, Y. Li, R. Rosales, E. Terzi, and G. Karypis, Eds. ACM, 2019, pp. 1279–1289. [Online]. Available: <https://doi.org/10.1145/3292500.3330847>
- [59] T. Nishi, K. Otaki, K. Hayakawa, and T. Yoshimura, "Traffic signal control based on reinforcement learning with graph convolutional neural nets," in *21st International Conference on Intelligent Transportation Systems, ITSC 2018, Maui, HI, USA, November 4-7, 2018*, W. Zhang, A. M. Bayen, J. J. S. Medina, and M. J. Barth, Eds. IEEE, 2018, pp. 877–883. [Online]. Available: <https://doi.org/10.1109/ITSC.2018.8569301>
- [60] Q. Zhang, Q. Jin, J. Chang, S. Xiang, and C. Pan, "Kernel-weighted graph convolutional network: A deep learning approach for traffic forecasting," in *24th International Conference on Pattern Recognition, ICPR 2018, Beijing, China, August 20-24, 2018*. IEEE Computer Society, 2018, pp. 1018–1023. [Online]. Available: <https://doi.org/10.1109/ICPR.2018.8545106>
- [61] S. Guo, Y. Lin, N. Feng, C. Song, and H. Wan, "Attention based spatial-temporal graph convolutional networks for traffic flow forecasting," in *The Thirty-Third AAAI Conference on Artificial Intelligence, AAAI 2019, The Thirty-First Innovative Applications of Artificial Intelligence Conference, IAAI 2019, The Ninth AAAI Symposium on Educational Advances in Artificial Intelligence, EAAI 2019, Honolulu, Hawaii, USA, January 27 - February 1, 2019*. AAAI Press, 2019, pp. 922–929. [Online]. Available: <https://doi.org/10.1609/aaai.v33i01.3301922>
- [62] L. Ge, H. Li, J. Liu, and A. Zhou, "Temporal graph convolutional networks for traffic speed prediction considering external factors," in *20th IEEE International Conference on Mobile Data Management, MDM 2019, Hong Kong, SAR, China, June 10-13, 2019*. IEEE, 2019, pp. 234–242. [Online]. Available: <https://doi.org/10.1109/MDM.2019.00-52>

- [63] B. Yu, M. Li, J. Zhang, and Z. Zhu, "3d graph convolutional networks with temporal graphs: A spatial information free framework for traffic forecasting," *CoRR*, vol. abs/1903.00919, 2019. [Online]. Available: <http://arxiv.org/abs/1903.00919>
- [64] J. Hu, C. Guo, B. Yang, and C. S. Jensen, "Stochastic weight completion for road networks using graph convolutional networks," in *35th IEEE International Conference on Data Engineering, ICDE 2019, Macao, China, April 8-11, 2019*. IEEE, 2019, pp. 1274–1285. [Online]. Available: <https://doi.org/10.1109/ICDE.2019.00116>
- [65] D. Wang, J. Zhang, W. Cao, J. Li, and Y. Zheng, "When will you arrive? estimating travel time based on deep neural networks," in *Thirty-Second AAAI Conference on Artificial Intelligence*, 2018.
- [66] X. Geng, X. Wu, L. Zhang, Q. Yang, Y. Liu, and J. Ye, "Multi-modal graph interaction for multi-graph convolution network in urban spatiotemporal forecasting," *CoRR*, vol. abs/1905.11395, 2019. [Online]. Available: <http://arxiv.org/abs/1905.11395>
- [67] L. Bai, L. Yao, S. S. Kanhere, X. Wang, and Q. Z. Sheng, "Stg2seq: Spatial-temporal graph to sequence model for multi-step passenger demand forecasting," in *Proceedings of the Twenty-Eighth International Joint Conference on Artificial Intelligence, IJCAI 2019, Macao, China, August 10-16, 2019*, S. Kraus, Ed. ijcai.org, 2019, pp. 1981–1987. [Online]. Available: <https://doi.org/10.24963/ijcai.2019/274>
- [68] J. Chen, L. Liu, H. Wu, J. Zhen, G. Li, and L. Lin, "Physical-virtual collaboration graph network for station-level metro ridership prediction," *CoRR*, vol. abs/2001.04889, 2020. [Online]. Available: <https://arxiv.org/abs/2001.04889>
- [69] Z. Li, N. D. Sergin, H. Yan, C. Zhang, and F. Tsung, "Tensor completion for weakly-dependent data on graph for metro passenger flow prediction," *CoRR*, vol. abs/1912.05693, 2019. [Online]. Available: <http://arxiv.org/abs/1912.05693>
- [70] L. Zhao, Y. Song, C. Zhang, Y. Liu, P. Wang, T. Lin, M. Deng, and H. Li, "T-gcn: A temporal graph convolutional network for traffic prediction," *IEEE Transactions on Intelligent Transportation Systems*, vol. PP, pp. 1–11, 08 2019.
- [71] M. Lu, K. Zhang, H. Liu, and N. Xiong, "Graph hierarchical convolutional recurrent neural network (GHCNN) for vehicle condition prediction," *CoRR*, vol. abs/1903.06261, 2019. [Online]. Available: <http://arxiv.org/abs/1903.06261>
- [72] X. Zhou, Y. Shen, and L. Huang, "Revisiting flow information for traffic prediction," *CoRR*, vol. abs/1906.00560, 2019. [Online]. Available: <http://arxiv.org/abs/1906.00560>
- [73] Y. Wang, H. Yin, H. Chen, T. Wo, J. Xu, and K. Zheng, "Origin-destination matrix prediction via graph convolution: a new perspective of passenger demand modeling," in *Proceedings of the 25th ACM SIGKDD International Conference on Knowledge Discovery & Data Mining, KDD 2019, Anchorage, AK, USA, August 4-8, 2019*, A. Teredesai, V. Kumar, Y. Li, R. Rosales, E. Terzi, and G. Karypis, Eds. ACM, 2019, pp. 1227–1235. [Online]. Available: <https://doi.org/10.1145/3292500.3330877>
- [74] B. Yu, H. Yin, and Z. Zhu, "Spatio-temporal graph convolutional networks: A deep learning framework for traffic forecasting," in *Proceedings of the Twenty-Seventh International Joint Conference on Artificial Intelligence, IJCAI 2018, July 13-19, 2018, Stockholm, Sweden*, J. Lang, Ed. ijcai.org, 2018, pp. 3634–3640. [Online]. Available: <https://doi.org/10.24963/ijcai.2018/505>
- [75] Z. Cui, K. Henrickson, R. Ke, and Y. Wang, "Traffic graph convolutional recurrent neural network: A deep learning framework for network-scale traffic learning and forecasting," *IEEE Transactions on Intelligent Transportation Systems*, vol. PP, 11 2019.
- [76] J. J. Q. Yu and J. Gu, "Real-time traffic speed estimation with graph convolutional generative autoencoder," *IEEE Trans. Intell. Transp. Syst.*, vol. 20, no. 10, pp. 3940–3951, 2019. [Online]. Available: <https://doi.org/10.1109/TITS.2019.2910560>
- [77] Y. Huang, Y. Weng, S. Yu, and X. Chen, "Diffusion convolutional recurrent neural network with rank influence learning for traffic forecasting," in *18th IEEE International Conference On Trust, Security And Privacy In Computing And Communications / 13th IEEE International Conference On Big Data Science And Engineering, TrustCom/BigDataSE 2019, Rotorua, New Zealand, August 5-8, 2019*. IEEE, 2019, pp. 678–685. [Online]. Available: <https://doi.org/10.1109/TrustCom/BigDataSE.2019.00096>
- [78] J. Li, H. Peng, L. Liu, G. Xiong, B. Du, H. Ma, L. Wang, and M. Z. A. Bhuiyan, "Graph cnns for urban traffic passenger flows prediction," in *2018 IEEE SmartWorld, Ubiquitous Intelligence & Computing, Advanced & Trusted Computing, Scalable Computing & Communications, Cloud & Big Data Computing, Internet of People and Smart City Innovation, SmartWorld/SCALCOM/UIC/ATC/CBDCom/IOP/SCI 2018, Guangzhou, China, October 8-12, 2018*, G. Wang, Q. Han, M. Z. A. Bhuiyan, X. Ma, F. Loulergue, P. Li, M. Roveri, and L. Chen, Eds. IEEE, 2018, pp. 29–36. [Online]. Available: <https://doi.org/10.1109/SmartWorld.2018.00041>
- [79] C. Zheng, X. Fan, C. Wang, and J. Qi, "GMAN: A graph multi-attention network for traffic prediction," *CoRR*, vol. abs/1911.08415, 2019. [Online]. Available: <http://arxiv.org/abs/1911.08415>
- [80] W. Qiu, H. Chen, and B. An, "Dynamic electronic toll collection via multi-agent deep reinforcement learning with edge-based graph convolutional networks," in *Proceedings of the Twenty-Eighth International Joint Conference on Artificial Intelligence, IJCAI 2019, Macao, China, August 10-16, 2019*, S. Kraus, Ed. ijcai.org, 2019, pp. 4568–4574. [Online]. Available: <https://doi.org/10.24963/ijcai.2019/635>
- [81] Y. Zhang, S. Wang, B. Chen, and J. Cao, "GCGAN: generative adversarial nets with graph CNN for network-scale traffic prediction," in *International Joint Conference on Neural Networks, IJCNN 2019 Budapest, Hungary, July 14-19, 2019*. IEEE, 2019, pp. 1–8. [Online]. Available: <https://doi.org/10.1109/IJCNN.2019.8852211>
- [82] Z. Wu, S. Pan, G. Long, J. Jiang, and C. Zhang, "Graph wavenet for deep spatial-temporal graph modeling," in *Proceedings of the Twenty-Eighth International Joint Conference on Artificial Intelligence, IJCAI 2019, Macao, China, August 10-16, 2019*, S. Kraus, Ed. ijcai.org, 2019, pp. 1907–1913. [Online]. Available: <https://doi.org/10.24963/ijcai.2019/264>
- [83] J. Ke, X. Qin, H. Yang, Z. Zheng, Z. Zhu, and J. Ye, "Predicting origin-destination ride-sourcing demand with a spatio-temporal encoder-decoder residual multi-graph convolutional network," *CoRR*, vol. abs/1910.09103, 2019. [Online]. Available: <http://arxiv.org/abs/1910.09103>
- [84] Z. Kang, H. Xu, J. Hu, and X. Pei, "Learning dynamic graph embedding for traffic flow forecasting: A graph self-attentive method," 10 2019, pp. 2570–2576.
- [85] B. Yu, H. Yin, and Z. Zhu, "St-unet: A spatio-temporal u-network for graph-structured time series modeling," *CoRR*, vol. abs/1903.05631, 2019. [Online]. Available: <http://arxiv.org/abs/1903.05631>
- [86] K. Guo, Y. Hu, Z. Qian, H. Liu, K. Zhang, Y. Sun, J. Gao, and B. Yin, "Optimized graph convolution recurrent neural network for traffic prediction," *IEEE Transactions on Intelligent Transportation Systems*, vol. PP, pp. 1–12, 01 2020.
- [87] Q. Xie, T. Guo, Y. Chen, Y. Xiao, X. Wang, and B. Y. Zhao, "How do urban incidents affect traffic speed? A deep graph convolutional network for incident-driven traffic speed prediction," *CoRR*, vol. abs/1912.01242, 2019. [Online]. Available: <http://arxiv.org/abs/1912.01242>
- [88] C. Zhang, J. J. Q. Yu, and Y. Liu, "Spatial-temporal graph attention networks: A deep learning approach for traffic forecasting," *IEEE Access*, vol. 7, pp. 166 246–166 256, 2019. [Online]. Available: <https://doi.org/10.1109/ACCESS.2019.2953888>
- [89] Y. Li, R. Yu, C. Shahabi, and Y. Liu, "Diffusion convolutional recurrent neural network: Data-driven traffic forecasting," in *6th International Conference on Learning Representations, ICLR 2018, Vancouver, BC, Canada, April 30 - May 3, 2018, Conference Track Proceedings*. OpenReview.net, 2018. [Online]. Available: <https://openreview.net/forum?id=SJIHXGWAZ>
- [90] Z. Zhang, M. Li, X. Lin, Y. Wang, and F. He, "Multistep speed prediction on traffic networks: A deep learning approach considering spatio-temporal dependencies," *Transportation research part C: emerging technologies*, vol. 105, pp. 297–322, 2019.
- [91] C. Chen, K. Li, S. G. Teo, X. Zou, K. Wang, J. Wang, and Z. Zeng, "Gated residual recurrent graph neural networks for traffic prediction," in *The Thirty-Third AAAI Conference on Artificial Intelligence, AAAI 2019, The Thirty-First Innovative Applications of Artificial Intelligence Conference, IAAI 2019, The Ninth AAAI Symposium on Educational Advances in Artificial Intelligence, EAAI 2019, Honolulu, Hawaii, USA, January 27 - February 1, 2019*. AAAI Press, 2019, pp. 485–492. [Online]. Available: <https://doi.org/10.1609/aaai.v33i01.3301485>
- [92] L. Bai, L. Yao, S. S. Kanhere, X. Wang, W. Liu, and Z. Yang, "Spatio-temporal graph convolutional and recurrent networks for citywide passenger demand prediction," in *Proceedings of the 28th ACM International Conference on Information and Knowledge Management, CIKM 2019, Beijing, China, November 3-7, 2019*, W. Zhu, D. Tao, X. Cheng, P. Cui, E. A. Rundensteiner, D. Carmel, Q. He, and J. X. Yu, Eds. ACM, 2019, pp. 2293–2296. [Online]. Available: <https://doi.org/10.1145/3357384.3358097>

- [93] S. Fang, Q. Zhang, G. Meng, S. Xiang, and C. Pan, "Gstnet: Global spatial-temporal network for traffic flow prediction," in *Proceedings of the Twenty-Eighth International Joint Conference on Artificial Intelligence, IJCAI 2019, Macao, China, August 10-16, 2019*, S. Kraus, Ed. ijcai.org, 2019, pp. 2286–2293. [Online]. Available: <https://doi.org/10.24963/ijcai.2019/317>
- [94] M. Wang, B. Lai, Z. Jin, Y. Lin, X. Gong, J. Huang, and X. Hua, "Dynamic spatio-temporal graph-based cnns for traffic prediction," *arXiv preprint arXiv:1812.02019*, 2018.
- [95] J. Sun, J. Zhang, Q. Li, X. Yi, and Y. Zheng, "Predicting citywide crowd flows in irregular regions using multi-view graph convolutional networks," *CoRR*, vol. abs/1903.07789, 2019. [Online]. Available: <http://arxiv.org/abs/1903.07789>
- [96] Y. Zhang, T. Cheng, and Y. Ren, "A graph deep learning method for short-term traffic forecasting on large road networks," *Comput. Aided Civ. Infrastructure Eng.*, vol. 34, no. 10, pp. 877–896, 2019. [Online]. Available: <https://doi.org/10.1111/mice.12450>
- [97] J. Zhang, X. Shi, J. Xie, H. Ma, I. King, and D. Yeung, "Gaan: Gated attention networks for learning on large and spatiotemporal graphs," in *Proceedings of the Thirty-Fourth Conference on Uncertainty in Artificial Intelligence, UAI 2018, Monterey, California, USA, August 6-10, 2018*, A. Globerson and R. Silva, Eds. AUAI Press, 2018, pp. 339–349. [Online]. Available: <http://auai.org/uai2018/proceedings/papers/139.pdf>
- [98] Y. Y. Shin and Y. Yoon, "Incorporating dynamicity of transportation network with multi-weight traffic graph convolution for traffic forecasting," *CoRR*, vol. abs/1909.07105, 2019. [Online]. Available: <http://arxiv.org/abs/1909.07105>
- [99] D. I. Shuman, S. K. Narang, P. Frossard, A. Ortega, and P. Vandergheynst, "The emerging field of signal processing on graphs: Extending high-dimensional data analysis to networks and other irregular domains," *IEEE Signal Process. Mag.*, vol. 30, no. 3, pp. 83–98, 2013. [Online]. Available: <https://doi.org/10.1109/MSP.2012.2235192>
- [100] J. Bruna, W. Zaremba, A. Szlam, and Y. LeCun, "Spectral networks and locally connected networks on graphs," in *2nd International Conference on Learning Representations, ICLR 2014, Banff, AB, Canada, April 14-16, 2014, Conference Track Proceedings*, Y. Bengio and Y. LeCun, Eds., 2014. [Online]. Available: <http://arxiv.org/abs/1312.6203>
- [101] M. Defferrard, X. Bresson, and P. Vandergheynst, "Convolutional neural networks on graphs with fast localized spectral filtering," in *Advances in Neural Information Processing Systems 29: Annual Conference on Neural Information Processing Systems 2016, December 5-10, 2016, Barcelona, Spain*, D. D. Lee, M. Sugiyama, U. von Luxburg, I. Guyon, and R. Garnett, Eds., 2016, pp. 3837–3845. [Online]. Available: <http://papers.nips.cc/paper/6081-convolutional-neural-networks-on-graphs-with-fast-localized-spectral-filtering>
- [102] D. K. Hammond, P. Vandergheynst, and R. Gribonval, "Wavelets on graphs via spectral graph theory," *Applied and Computational Harmonic Analysis*, vol. 30, no. 2, pp. 129–150, 2011.
- [103] T. N. Kipf and M. Welling, "Semi-supervised classification with graph convolutional networks," in *5th International Conference on Learning Representations, ICLR 2017, Toulon, France, April 24-26, 2017, Conference Track Proceedings*. OpenReview.net, 2017. [Online]. Available: <https://openreview.net/forum?id=SJU4ayYgl>
- [104] S. Teng, "Scalable algorithms for data and network analysis," *Foundations and Trends in Theoretical Computer Science*, vol. 12, no. 1–2, pp. 1–274, 2016. [Online]. Available: <https://doi.org/10.1561/04000000051>
- [105] S.-H. Teng, "Scalable algorithms for data and network analysis," *Foundations and Trends® in Theoretical Computer Science*, vol. 12, no. 1–2, pp. 1–274, 2016.
- [106] J. Zhang, Y. Zheng, and D. Qi, "Deep spatio-temporal residual networks for citywide crowd flows prediction," in *Thirty-First AAAI Conference on Artificial Intelligence*, 2017.
- [107] S. Du, T. Li, X. Gong, and S. Hornig, "A hybrid method for traffic flow forecasting using multimodal deep learning," *Int. J. Comput. Intell. Syst.*, vol. 13, no. 1, pp. 85–97, 2020. [Online]. Available: <https://doi.org/10.2991/ijcis.d.200120.001>
- [108] R. M. Schmidt, "Recurrent neural networks (rnns): A gentle introduction and overview," *CoRR*, vol. abs/1912.05911, 2019. [Online]. Available: <http://arxiv.org/abs/1912.05911>
- [109] Y. Bengio, P. Y. Simard, and P. Frasconi, "Learning long-term dependencies with gradient descent is difficult," *IEEE Trans. Neural Networks*, vol. 5, no. 2, pp. 157–166, 1994. [Online]. Available: <https://doi.org/10.1109/72.279181>
- [110] H. Salehinejad, S. Sankar, J. Barfett, E. Colak, and S. Valaee, "Recent advances in recurrent neural networks," *arXiv preprint arXiv:1801.01078*, 2017.
- [111] I. Sutskever, J. Martens, G. E. Dahl, and G. E. Hinton, "On the importance of initialization and momentum in deep learning," in *Proceedings of the 30th International Conference on Machine Learning, ICML 2013, Atlanta, GA, USA, 16-21 June 2013*, ser. JMLR Workshop and Conference Proceedings, vol. 28. JMLR.org, 2013, pp. 1139–1147. [Online]. Available: <http://proceedings.mlr.press/v28/sutskever13.html>
- [112] G. Chen, "A gentle tutorial of recurrent neural network with error backpropagation," *arXiv preprint arXiv:1610.02583*, 2016.
- [113] S. Hochreiter and J. Schmidhuber, "Long short-term memory," *Neural computation*, vol. 9, no. 8, pp. 1735–1780, 1997.
- [114] J. Chung, C. Gulcehre, K. Cho, and Y. Bengio, "Empirical evaluation of gated recurrent neural networks on sequence modeling," in *NIPS 2014 Workshop on Deep Learning, December 2014*, 2014.
- [115] N. Kalchbrenner, L. Espeholt, K. Simonyan, A. v. d. Oord, A. Graves, and K. Kavukcuoglu, "Neural machine translation in linear time," *arXiv preprint arXiv:1610.10099*, 2016.
- [116] Y. N. Dauphin, A. Fan, M. Auli, and D. Grangier, "Language modeling with gated convolutional networks," in *Proceedings of the 34th International Conference on Machine Learning, ICML 2017, Sydney, NSW, Australia, 6-11 August 2017*, ser. Proceedings of Machine Learning Research, D. Precup and Y. W. Teh, Eds., vol. 70. PMLR, 2017, pp. 933–941. [Online]. Available: <http://proceedings.mlr.press/v70/dauphin17a.html>
- [117] A. van den Oord, S. Dieleman, H. Zen, K. Simonyan, O. Vinyals, A. Graves, N. Kalchbrenner, A. W. Senior, and K. Kavukcuoglu, "Wavenet: A generative model for raw audio," in *The 9th ISCA Speech Synthesis Workshop, Sunnyvale, CA, USA, 13-15 September 2016*. ISCA, 2016, p. 125. [Online]. Available: http://www.isca-speech.org/archive/SSW_2016/abstracts/ssw9_DS-4_van_den_Oord.html
- [118] F. Yu and V. Koltun, "Multi-scale context aggregation by dilated convolutions," in *4th International Conference on Learning Representations, ICLR 2016, San Juan, Puerto Rico, May 2-4, 2016, Conference Track Proceedings*, Y. Bengio and Y. LeCun, Eds., 2016. [Online]. Available: <http://arxiv.org/abs/1511.07122>
- [119] S. Bai, J. Z. Kolter, and V. Koltun, "An empirical evaluation of generic convolutional and recurrent networks for sequence modeling," *CoRR*, vol. abs/1803.01271, 2018. [Online]. Available: <http://arxiv.org/abs/1803.01271>
- [120] I. Sutskever, O. Vinyals, and Q. V. Le, "Sequence to sequence learning with neural networks," in *Advances in Neural Information Processing Systems 27: Annual Conference on Neural Information Processing Systems 2014, December 8-13 2014, Montreal, Quebec, Canada*, Z. Ghahramani, M. Welling, C. Cortes, N. D. Lawrence, and K. Q. Weinberger, Eds., 2014, pp. 3104–3112. [Online]. Available: <http://papers.nips.cc/paper/5346-sequence-to-sequence-learning-with-neural-networks>
- [121] D. Bahdanau, K. Cho, and Y. Bengio, "Neural machine translation by jointly learning to align and translate," in *3rd International Conference on Learning Representations, ICLR 2015, San Diego, CA, USA, May 7-9, 2015, Conference Track Proceedings*, Y. Bengio and Y. LeCun, Eds., 2015. [Online]. Available: <http://arxiv.org/abs/1409.0473>
- [122] T. Luong, H. Pham, and C. D. Manning, "Effective approaches to attention-based neural machine translation," in *Proceedings of the 2015 Conference on Empirical Methods in Natural Language Processing, EMNLP 2015, Lisbon, Portugal, September 17-21, 2015*, L. Márquez, C. Callison-Burch, J. Su, D. Pighin, and Y. Marton, Eds. The Association for Computational Linguistics, 2015, pp. 1412–1421. [Online]. Available: <https://doi.org/10.18653/v1/d15-1166>
- [123] S. Bengio, O. Vinyals, N. Jaitly, and N. Shazeer, "Scheduled sampling for sequence prediction with recurrent neural networks," in *Advances in Neural Information Processing Systems 28: Annual Conference on Neural Information Processing Systems 2015, December 7-12, 2015, Montreal, Quebec, Canada*, C. Cortes, N. D. Lawrence, D. D. Lee, M. Sugiyama, and R. Garnett, Eds., 2015, pp. 1171–1179. [Online]. Available: <http://papers.nips.cc/paper/5956-scheduled-sampling-for-sequence-prediction-with-recurrent-neural-networks>
- [124] I. Goodfellow, J. Pouget-Abadie, M. Mirza, B. Xu, D. Warde-Farley, S. Ozair, A. Courville, and Y. Bengio, "Generative adversarial nets," in *Advances in neural information processing systems*, 2014, pp. 2672–2680.
- [125] A. Creswell, T. White, V. Dumoulin, K. Arulkumaran, B. Sengupta, and A. A. Bharath, "Generative adversarial networks: An overview,"

- IEEE Signal Process. Mag.*, vol. 35, no. 1, pp. 53–65, 2018. [Online]. Available: <https://doi.org/10.1109/MSP.2017.2765202>
- [126] K. Wang, C. Gou, Y. Duan, Y. Lin, X. Zheng, and F. Wang, “Generative adversarial networks: introduction and outlook,” *IEEE CAA J. Autom. Sinica*, vol. 4, no. 4, pp. 588–598, 2017. [Online]. Available: <https://doi.org/10.1109/JAS.2017.7510583>
- [127] Y. Lin, X. Dai, L. Li, and F. Wang, “Pattern sensitive prediction of traffic flow based on generative adversarial framework,” *IEEE Trans. Intell. Transp. Syst.*, vol. 20, no. 6, pp. 2395–2400, 2019. [Online]. Available: <https://doi.org/10.1109/TITS.2018.2857224>
- [128] Y. Liang, Z. Cui, Y. Tian, H. Chen, and Y. Wang, “A deep generative adversarial architecture for network-wide spatial-temporal traffic-state estimation,” *Transportation Research Record*, vol. 2672, no. 45, pp. 87–105, 2018.
- [129] H. Yao, F. Wu, J. Ke, X. Tang, Y. Jia, S. Lu, P. Gong, J. Ye, and Z. Li, “Deep multi-view spatial-temporal network for taxi demand prediction,” in *Thirty-Second AAAI Conference on Artificial Intelligence*, 2018.
- [130] P. Velickovic, G. Cucurull, A. Casanova, A. Romero, P. Liò, and Y. Bengio, “Graph attention networks,” in *6th International Conference on Learning Representations, ICLR 2018, Vancouver, BC, Canada, April 30 - May 3, 2018, Conference Track Proceedings*. OpenReview.net, 2018. [Online]. Available: <https://openreview.net/forum?id=rJXmpikCZ>
- [131] A. Hasanzadeh, E. Hajiramezanali, K. R. Narayanan, N. Duffield, M. Zhou, and X. Qian, “Semi-implicit graph variational auto-encoders,” in *Advances in Neural Information Processing Systems 32: Annual Conference on Neural Information Processing Systems 2019, NeurIPS 2019, 8-14 December 2019, Vancouver, BC, Canada*, H. M. Wallach, H. Larochelle, A. Beygelzimer, F. d’Alché-Buc, E. B. Fox, and R. Garnett, Eds., 2019, pp. 10 711–10 722. [Online]. Available: <http://papers.nips.cc/paper/9255-semi-implicit-graph-variational-auto-encoders>
- [132] M. Simonovsky and N. Komodakis, “Graphvae: Towards generation of small graphs using variational autoencoders,” in *International Conference on Artificial Neural Networks*. Springer, 2018, pp. 412–422.
- [133] H. Dai, Z. Kozareva, B. Dai, A. Smola, and L. Song, “Learning steady-states of iterative algorithms over graphs,” in *International conference on machine learning*, 2018, pp. 1106–1114.