

Privacy-preserving Medical Treatment System through Nondeterministic Finite Automata

Yang Yang, *Member, IEEE*, Robert H. Deng, *Fellow, IEEE*, Ximeng Liu, Yongdong Wu, Jian Weng, Xianghan Zheng, Chunming Rong

Abstract—In this paper, we propose a privacy-preserving medical treatment system using nondeterministic finite automata (NFA), hereafter referred to as P-Med, designed for remote medical environment. P-Med makes use of the nondeterministic transition characteristic of NFA to flexibly represent medical model, which includes illness states, treatment methods and state transitions caused by exerting different treatment methods. A medical model is encrypted and outsourced to cloud to deliver telemedicine service. Using P-Med, patient-centric diagnosis and treatment can be made on-the-fly while protecting the confidentiality of patient's illness states and treatment recommendation results. Moreover, a new privacy-preserving NFA evaluation method is given in P-Med to get a confidential match result for the evaluation of an encrypted NFA and an encrypted data set, which avoids the cumbersome inner state transition determination. We demonstrate that P-Med realizes treatment procedure recommendation without privacy leakage to unauthorized parties. We conduct extensive experiments and analysis to evaluate the efficiency.

Index Terms—Data security and privacy, medical treatment, nondeterministic finite automata, secure outsourced computing

I. INTRODUCTION

THE aging of population and prevalence of chronic illnesses have exacerbated many social problems. Remote diagnosis and treatment systems, which make use of information technology to provide accessible, cost-effective, and high-quality clinical healthcare services remotely, can be deployed to alleviate some of the problems. Such a system makes it possible for continued treatment in a home environment and increases patient adherence to medical recommendations [1]. The medical Internet of Things (mIoT) plays a critical role in distant medical diagnosis and treatment by deploying wireless wearable (or implantable) sensors on a patient to collect the vital signs and physiological data [2]–[4]. The monitored physiological parameters are sent to hospital for medical diagnosis, which supplies rich longitudinal health records than the brief illness description. Using the detailed

monitoring data, physicians can make a much better prognosis for the patient and recommend treatment, early intervention and drug adjustment that are effective for disease recovery. The key factor for the accuracy of remote medical diagnosis and treatment is the physician's expertise and professional experience. A medical model is designed in accordance with objective and measurable observation to provide clinically useful information about the course of the illness over time and direct specific treatments for the condition, which plays a significant role in regulating the treatment process and providing premium rate healthcare services.

Finite automata (FA) [5] is one of the mainstream technologies that can be used to represent medical models. Compared with the flow diagram or block diagram based model, a FA-based medical model has the advantage of regularized representation, flexibility in illness state evaluation and good expansibility [6], [7]. FA can be categorized into two types: deterministic finite automata (DFA) and nondeterministic finite automata (NFA). The term “deterministic” in DFA means that it can only transit to one state at a time (i.e. for some given input); “nondeterministic” in NFA means it can transit to multiple states at once. Hence, DFA can be regarded as a special case of NFA; NFA is powerful to represent the nondeterministic state transitions and allows empty string input (ϵ -move), which is more practical. NFA is a competent modeling tool and applicable to various fields in practice, such as regular language processing, program lexer, and medical modeling. NFA-based medical models have been used in healthcare monitoring [6]–[8], diagnosis and treatment of diseases [9], virus genome detection [10], etc.

Due to the high availability, accessibility and powerful computation capability of cloud, NFA-based medical models can be outsourced to a cloud platform to make diagnosis decisions and recommend the treatment methods on-the-fly according to patient's physiological data that are monitored by mIoT. Such an approach could tremendously improve patients' healthcare, reduce cost, and enhance the accuracy of diagnosis due to its nature of quantitative analysis. Despite the tremendous benefits that can be brought by the remote diagnosis and treatment technology, healthcare providers and patients are hesitant to adopt it without adequate security and privacy protections [11]. Since a high quality NFA-based medical model is often regarded as the intellectual property and core competitiveness of a medical institution, one of the main challenges is to protect the privacy of the model and strictly prohibit it from disclosure during online medical services. On the other hand, it is required in many jurisdictions

Y. Yang is with School of Information Systems, Singapore Management University, Singapore; College of Mathematics and Computer Science, Fuzhou University, Fujian, China; State Key Laboratory of Integrated Services Networks (Xidian University); Guangdong Provincial Key Laboratory of Data Security and Privacy Protection, Guangzhou, China; Fujian Provincial Key Laboratory of Information Processing and Intelligent Control (Minjiang University), Fuzhou, China (e-mail: yang.yang.research@gmail.com). R. Deng is with the School of Information Systems, Singapore Management University, Singapore. Y. Wu and J. Weng are with Department of Computer Science, Jinan University, Guangdong, China. X. Liu and X. Zheng are with College of Mathematics and Computer Science, Fuzhou University, Fujian, China. C. Rong is with Department of Electronic Engineering and Computer Science, University of Stavanger, Norway; and MingByte Technology, Qingdao, China.

to protect the confidentiality of patients' health states and prevent them from unauthorized access. Moreover, treatment methods for patients are highly sensitive and must be kept confidential by the cloud platform or any other third party.

In this paper, we propose a **privacy-preserving medical** treatment system using NFA-based medical model, hereafter referred to as **P-Med**. In a medical model, the illness states are expressed as the NFA states; an illness state transition caused by a therapeutic intervention is expressed as an NFA state transition; the diversity of therapeutic responses is expressed by exploring the nondeterministic characteristic of NFA. To protect the privacy of the medical model, the NFA-based model is encrypted and before it is outsourced to a cloud server for remote medical service. In order to perform privacy-preserving diagnosis and treatment, a patient uploads his or her recent (e. g. several days of) illness states in encrypted form to the cloud server which performs computations over encrypted data. Specifically, the proposed system achieves the following.

- **Privacy-preserving NFA evaluation.** Privacy-preserving NFA evaluation is essential to realize outsourced regular expression matching and pattern matching while without privacy leakage to the cloud server which performs the computation: given an encrypted NFA model and an encrypted set of symbols, the encrypted matching result is obtained through secure computation over encrypted data. Since NFA may contain many states, transitions, loops and self-loops, the challenge is to determine the inner state transitions caused by the input symbols in a privacy-preserving way. Previous schemes [10], [28], [43], [45] inevitably involve the interaction between a server (DFA/NFA holder) and a client (string holder) to determine the inner state transition. To overcome this disadvantage, we propose, for the first time, a secure NFA evaluation method to eliminate the client-server interaction such that the inner state transition can be computed by the server alone in a privacy-preserving way. P-Med converts the state transition problem into string matching. It firstly traverses the NFA model to find the regular language. Then, an elegant protocol is designed for privacy-preserving string matching and weight calculation (for weighted NFA). Lastly, a delicate ranking protocol is proposed to get the best-matching patterns. In addition, to deal with the approximate search, we design a privacy-preserving error-tolerant NFA evaluation method (in Section. VIII) and show its application in gene searching, which avoids the client-server paradigm of interaction and number of tolerated errors can be pre-defined. We believe that the proposed secure NFA evaluation methods are not only applicable to healthcare, but also provide a useful tool to other DFA/NFA based applications.

- **Secure automatic medical diagnosis on-the-fly.** P-Med leverages privacy-preserving protocols to calculate on patient's encrypted illness states and healthcare provider's encrypted NFA-based medical model. Illness state match protocol helps to find the match state in the NFA-based medical model according to patient's multi-dimension quantitative physiological data monitored by mIoT. Based on patient's successive illness states, the condition of disease is diagnosed in the cloud through secure outsourced computation.

- **Secure treatment procedure recommendation.** In an

NFA-based medical model, we assign a weight to each state transition according to the therapeutic effect of the corresponding treatment method, which is also encrypted before outsourcing. Based on the diagnosis result, P-Med traverses all the possible treatment procedures and calculates a weighted recommendation for each of them. Our secure best treatment procedure selection protocol chooses the top- k recommended procedures, which preserves data privacy throughout the selection process.

- **Transparent operation for patient.** P-Med does not require a patient to perform any complex pre-processing before requesting remote medical service. The interaction between a patient and a cloud server is simply a single round - the patient only needs to submit his or her illness states in encrypted form and wait to get the best treatment procedure recommendation also in encrypted form.

II. PRELIMINARIES

This section outlines the definition of FA, NFA and weighted NFA. Also, we introduce basic cryptosystem and privacy-preserving protocols used as building blocks of P-Med. Table I lists the important notations in this paper.

TABLE I: Notations

Notation	Description
$\mathcal{L}(X)/[X]_{pk}$	bit length of X /ciphertext of X (encrypted by pk)
$\mathbb{M}/[\mathbb{M}]_{pk}$	plaintext/encrypted weighted NFA-based medical model
q/ϕ	illness state in \mathbb{M} /illness state of a patient
q_0/\mathcal{F}	initial state/accept state set in \mathbb{M}
y/\mathcal{Y}	treatment method/treatment method set
w/W	transition weight in \mathbb{M} /weight of treatment procedure
$\mathcal{TP}/\mathcal{TP}$	treatment procedure/treatment procedure set
$\mathcal{WTP}/\mathcal{ETP}$	weighted/expanded treatment procedure
$\mathcal{WTP}/\mathcal{ETP}$	weighted/expanded treatment procedure set
$array_{i,j}$	the element in the i^{th} row and j^{th} column in $array$

A. Finite Automata (FA)

In computation theory [5], DFA and NFA are two most important finite automata (Fig. 1). In DFA, the next state is deterministic when a source state and an input symbol are given; inputting a symbol is necessary for each state transition. In NFA, the next state is nondeterministic given a source state and input symbol, and several choices may exist for the next state at any point. NFA also allows an empty string ϵ as a possible input, and the transitions without consuming an input symbol are called ϵ -transitions. Formally, an NFA \mathbb{M}_0 [5] is a 5-tuple $(\mathcal{Q}, \Sigma, q_0, \mathcal{F}, \delta)$: $\mathcal{Q} = (q_0, \dots, q_{n_1})$ is a finite set of states; $\Sigma = (y_{\sigma_1}, \dots, y_{\sigma_{n_2}})$ is a finite set of symbols; $q_0 \in \mathcal{Q}$ is the initial state; $\mathcal{F} = (q_{\phi_1}, \dots, q_{\phi_{n_3}}) \subseteq \mathcal{Q}$ is a set of accept states; δ is the transition function, $\delta : \mathcal{Q} \times \Sigma_\epsilon \rightarrow \mathcal{P}(\mathcal{Q})$, $\mathcal{P}(\mathcal{Q})$ is the power set¹ of \mathcal{Q} , $\Sigma_\epsilon = \Sigma \cup \{\epsilon\}$.

Let $\mathcal{Y} = (y_1, \dots, y_l)$ be a set of symbols and $\mathcal{Y} \subseteq \Sigma$. The NFA \mathbb{M}_0 accepts \mathcal{Y} if there exists a sequence of states $(r_0, r_1, \dots, r_{n_0})$ in \mathcal{Q} and satisfies: 1) $r_0 = q_0$, 2) $\delta(r_i, y_{i+1}) = r_{i+1}$ for $i = 0$ to $n_0 - 1$, 3) $r_{n_0} \in \mathcal{F}$. It is

¹ $\mathcal{P}(\mathcal{Q})$ is a collection of all subsets of \mathcal{Q} , and called the power set.

denoted as $ACCEPT(\mathbb{M}_0, \mathcal{Y})$ if the automata \mathbb{M}_0 accepts \mathcal{Y} . Otherwise, it is denoted as $REJECT(\mathbb{M}_0, \mathcal{Y})$. An NFA \mathbb{M}_0 recognizes a language L if \mathbb{M}_0 accepts all $\mathcal{Y} \in L$ and rejects all $\mathcal{Y} \notin L$, which is called **regular language**. An example of a DFA and an example of NFA are shown in Fig. 1.

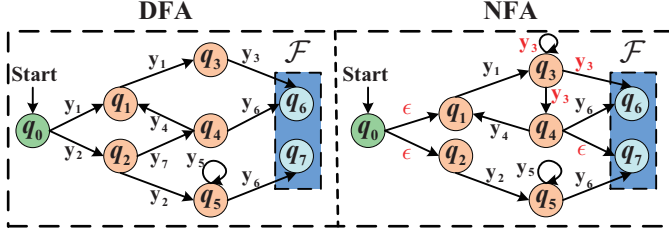


Fig. 1: Examples of Finite Automata

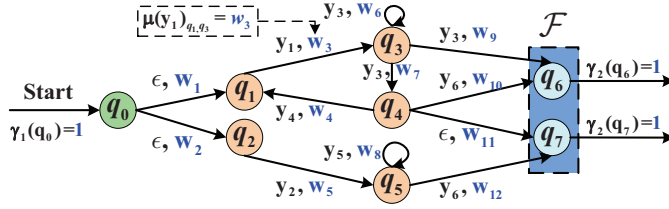


Fig. 2: Example of Weighted NFA

Weighted NFA [12] enables the transitions to carry weights, which models the cost involved when executing a transition (such as the amount of resources or time needed), or the probability or reliability of its successful execution. A weighted NFA \mathbb{M} (over semiring² S) is defined as $(\mathcal{Q}, \Sigma, q_0, \mathcal{F}, \delta, \mu, \gamma_1, \gamma_2)$: $\mathcal{Q}, \Sigma, q_0, \mathcal{F}, \delta$ are defined the same as NFA; $\mu : \Sigma \rightarrow S^{\mathcal{Q} \times \mathcal{Q}}$ is the transition weight function; $\gamma_1, \gamma_2 : \mathcal{Q} \rightarrow S$ are weight functions for entering and leaving a state, respectively. Here, $\mu(y)$ is a $(|\mathcal{Q}| \times |\mathcal{Q}|)$ -matrix whose (q_i, q_j) -entry $\mu(y)_{q_i, q_j} \in S$ indicates the weight w of transition $q_i \xrightarrow{y} q_j$, and the weighted transition can be represented as $q_i \xrightarrow{y, w} q_j$. For simplicity, we set $\gamma_1(q_0) = 1, \gamma_2(q_{\mathcal{F}_i}) = 1$ ($\forall q_{\mathcal{F}_i} \in \mathcal{F}$) to omit the functions γ_1, γ_2 in this paper, and briefly denote the weighted NFA as $\mathbb{M} = (\mathcal{Q}, \Sigma, q_0, \mathcal{F}, \delta, \mu)$. Figure 2 shows an example of weighted NFA, where the transition weights are labeled in blue.

B. Threshold Paillier Cryptosystem

P-Med utilizes Paillier cryptosystem with threshold decryption (PCTD) [13], [14] as the basic crypto primitive. PCTD includes the following algorithms: KeyGen, encryption (Enc), decryption with weak secret key (WDec), decryption with master secret key (SDec), master secret key splitting (SKeyS), partial decryption Step-1 (PD1), partial decryption Step-2 (PD2) and ciphertext refresh (CR) (the concrete algorithms are shown in supplemental materials A-1). The ciphertext of

$X \in Z_N$ (encrypted by pk) is denoted as $\llbracket X \rrbracket_{pk}$. PCTD is additive homomorphic ($\llbracket m_1 \rrbracket_{pk} \cdot \llbracket m_2 \rrbracket_{pk} = \llbracket m_1 + m_2 \rrbracket_{pk}$) and scalar-multiplicative homomorphic ($(\llbracket m \rrbracket_{pk})^r = \llbracket r \cdot m \rrbracket_{pk}, \forall r \in Z_N$).

C. Privacy-preserving Protocols

P-Med makes use of the following protocols as the primitive privacy-preserving tools, which are introduced in our previous work [15]–[17] and supplemental material A. Let pk_A and pk_B be the public keys of users A and B . pk_σ is an authorization public key from user A to B , and the authorization secret key sk_σ is utilized to decrypt the corresponding ciphertext (refer to section V-A for the details). Given a keyword X (in arbitrary language with arbitrary symbols), secure keyword to ciphertext algorithm (K2C) [15] encodes it to a unique element in Z_N and outputs its ciphertext $\llbracket X \rrbracket_{pk}$. Given $\llbracket X \rrbracket_{pk_A}$ and $\llbracket Y \rrbracket_{pk_B}$, secure addition protocol (SAD) outputs $\llbracket X + Y \rrbracket_{pk_\sigma}$, and secure multiplication protocol (SMD) outputs $\llbracket X \cdot Y \rrbracket_{pk_\sigma}$. Secure greater or equal protocol (SGE) outputs $\llbracket u^* \rrbracket_{pk_\sigma} \leftarrow \text{SGE}(\llbracket X \rrbracket_{pk_A}, \llbracket Y \rrbracket_{pk_B})$ such that $u^* = 1$ if $X \geq Y$ and $u^* = 0$ if $X < Y$. Secure less or equal protocol (SLE) outputs $\llbracket u^* \rrbracket_{pk_\sigma} \leftarrow \text{SLE}(\llbracket X \rrbracket_{pk_A}, \llbracket Y \rrbracket_{pk_B})$ such that $u^* = 1$ if $X \leq Y$ and $u^* = 0$ if $X > Y$. Secure less than protocol (SLT) outputs $\llbracket u^* \rrbracket_{pk_\sigma} \leftarrow \text{SLT}(\llbracket X \rrbracket_{pk_A}, \llbracket Y \rrbracket_{pk_B})$ such that $u^* = 1$ if $X < Y$ and $u^* = 0$ if $X \geq Y$. Secure greater than protocol (SGT) outputs $\llbracket u^* \rrbracket_{pk_\sigma} \leftarrow \text{SGT}(\llbracket X \rrbracket_{pk_A}, \llbracket Y \rrbracket_{pk_B})$ such that $u^* = 1$ if $X > Y$ and $u^* = 0$ if $X \leq Y$. Secure equivalent test protocol (SET) outputs $\llbracket u^* \rrbracket_{pk_\sigma}$ such that $u^* = 1$ if $X = Y$ and $u^* = 0$ if $X \neq Y$. Secure unequal test protocol (SUT) outputs $\llbracket u^* \rrbracket_{pk_\sigma}$ such that $u^* = 0$ if $X = Y$ and $u^* = 1$ if $X \neq Y$. Given $\llbracket X \rrbracket_{pk_A}, \llbracket Y_1 \rrbracket_{pk_B}$ and $\llbracket Y_2 \rrbracket_{pk_B}$, secure range comparison protocol (SRC) outputs $\llbracket u^* \rrbracket_{pk_\sigma} \leftarrow \text{SRC}(\llbracket X \rrbracket_{pk_A}, \llbracket Y_1 \rrbracket_{pk_B}, \llbracket Y_2 \rrbracket_{pk_B})$ such that $u^* = 1$ if $Y_1 \leq X \leq Y_2$ and $u^* = 0$ otherwise.

III. PROBLEM FORMULATION

A. System Model

P-Med consists of five entities (Fig. 3): key generation center (KGC), cloud platform (CP), computing service provider (CSP), hospitals and patients.

- **KGC** is a trusted party, and tasked to distribute the public/secret keys and grant authorizations (①).

- **Hospital** designs medical models for distinct diseases. Without loss of generality, we consider just one medical model per hospital in our description. After encryption, a hospital outsources its own encrypted medical model to CP (②).

- **Patient** is monitored by mIoT. If patient needs diagnostic and treatment service, the encrypted illness states are sent to CP (③) to issue a query. After the result is returned, patient recovers it using the secret key (⑤).

- **CP** has powerful storage and computation capability, tasked to provide storage service for hospitals and respond on the medical query from the patients. **CSP** provides online calculation service. Upon receiving a patient's query, CP and CSP interactively execute the outsource computing protocols to find the best encrypted treatment procedures (④).

²Semiring S is an algebraic structure $(S, +, \cdot, 0, 1)$ satisfying the usual axioms for a (not necessarily commutative) ring, but without the requirement that addition be invertible. Important examples of semiring include: the natural numbers $(Z_N, +, \cdot, 0, 1)$ with the usual addition and multiplication; the Boolean semiring $\mathbb{B} = (\{0, 1\}, \vee, \wedge, 0, 1)$ [12].

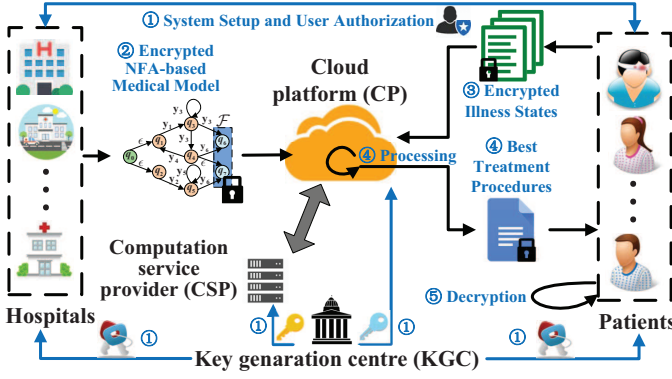


Fig. 3: System Model

B. Attack Model and Security Model

In the attack model [18], [19], CP/CSP/hospital/patient are “honest-but-curious” entities that are honest to execute the protocols but curious with other entity’s data. An adversary \mathcal{A}^* is defined: 1) \mathcal{A}^* could *eavesdrop* all communications. 2) \mathcal{A}^* could *get* all ciphertext stored in CP, and data sent by CSP. 3) \mathcal{A}^* could *compromise* CSP to get the data sent by CP. 4) \mathcal{A}^* could *compromise* patients (except the challenge patient) aiming at getting the challenge patient’s plaintext. But \mathcal{A}^* could not compromise CP and CSP at the same time, nor challenge patient.

We adopt the security model in [20], [21]. Consider four parties: patient/hospital (a.k.a “ D_1 ”), CP (a.k.a “ S_1 ”) and CSP (a.k.a “ S_2 ”). We construct three simulators ($Sim_{D_1}, Sim_{S_1}, Sim_{S_2}$) against three types of attackers ($\mathcal{A}_{D_1}, \mathcal{A}_{S_1}, \mathcal{A}_{S_2}$) that corrupt D_1, S_1 and S_2 , respectively. These attackers are non-colluding and semi-honest. Refer to supplemental material B for the details.

C. Design Goals

The core requirement of P-Med is that the servers cannot deduce any useful information from the NFA-based medical model, the patient’s illness states, and the treatment recommendation result. We summarize the design goals as below.

- **Medical Model and Data Confidentiality.** The servers are not able to recover any useful information from encrypted NFA-based medical model, which includes the encrypted illness states, the encrypted treatment methods and the encrypted transition weights. No useful information should be leaked from the patient’s encrypted illness states.
- **Treatment Recommendation Confidentiality.** The servers can not derive any useful information from the encrypted treatment recommendation result, which includes the illness state match result, the transitions caused by the patient’s illness states, the treatment procedure weights, and the treatment recommendations.
- **Soundness.** Soundness includes completeness and correctness: completeness ensures that all the match treatment procedures can be found; correctness guarantees that top- k best procedures are recommended.

IV. DESIGN PRINCIPLE OF P-MED

This section introduces weighted NFA-based medical model and the challenges of P-Med design. Next, the design principle is explicitly analyzed in plaintext to improve the readability.

A. Weighted NFA-based Medical Model Representation

NFA-based medical model [6], [7], [9] is denoted as $\mathbb{M}_0 = (Q, \Sigma, q_0, \mathcal{F}, \delta)$: 1) $Q = (q_0, \dots, q_{n_1})$ represents the illness state set; 2) $\Sigma = (y_{\sigma_1}, \dots, y_{\sigma_{n_2}})$ represents the treatment method set; 3) δ represents the changing of illness states when a particular treatment method is implemented; 4) ϵ represents that no treatment is implemented; 5) nondeterministic characteristic represents the individual specificity in the treatment. Suppose several patients are in the illness state q_i and treated with the same therapeutic method y_j , their state may transit to different illness states due to diverse medical responses.

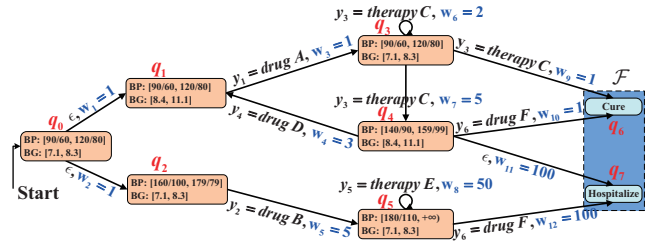


Fig. 4: An Example of Weighted NFA-based Medical Model

Fig. 4 depicts an example of NFA-based medical model of gestational diabetes [9], in which the 8 states describe the illness conditions and the 5 input symbols describe the therapies. The initial state is q_0 (represents “gestational diabetes”) and the accept states are $(q_6, q_7) = (\text{“cure”, “hospitalize”})$. At the beginning, the initial state q_0 transits to q_1 or q_2 with the empty symbol input ϵ , which indicates that the patient with gestational diabetes may have state q_1 (represent “moderate diabetes”) or q_2 (represent “mild diabetes & moderate hypertension”) without any medical intervention. If the patient is in the state q_3 and exerted with $y_3 = \text{“therapy C”}$, the state may transit to q_3, q_4 or q_6 , which differs due to individual differences. The illness states are measured and represented by the physiological indexes such as blood pressure (BP), blood glucose (BG), which is elaborated in Section V-C.

To provide treatment recommendations to the patients, the medical model designer sets weight w for each transition in the NFA-based medical model \mathbb{M}_0 and the lower transition weight indicates higher recommend level, which is measured by the effectiveness, side effects, cost/performance ratio, etc. The weighted NFA-based medical model is denoted as $\mathbb{M} = (Q, \Sigma, q_0, \mathcal{F}, \delta, \mu)$, where μ is defined in Subsection II-A. In Fig. 4, the transitions that lead to the accept state $q_6 = \text{“cure”}$ have lower weights, which infers preferred treatment methods; on the other hand, the transitions that lead to $q_7 = \text{“hospitalize”}$ have obviously higher weights.

B. The Challenges of Treatment Recommendation

When a patient B submits the recent illness states $\Phi = (\phi_1, \dots, \phi_m)$ to the server to query treatment recommenda-

tion, CP and CSP searches for the successive states in \mathbb{M} that match with Φ and the result is classified into two situations: 1) Φ does not appear in \mathbb{M} , which indicates that the patient's condition is not included in the medical model. 2) Φ is found in \mathbb{M} and the match state set is $(q_{\theta_j}, \dots, q_{\theta_{j+m-1}})$. For the former, the servers do not take further computation and output a symbol indicating that no match result is found. For the latter, the servers continue to find the best treatment procedures: start at the state $q_{\theta_{j+m-1}}$ to find all the paths that leads to the accept states in \mathcal{F} ; evaluate each path and calculate a treatment procedure weight to indicate the recommendation level. Suppose the path is $q_{\theta_{j+m-1}} \xrightarrow{y_{\theta_{j+m}}, w_{\theta_{j+m}}} q_{\theta_{j+m}} \rightarrow \dots \xrightarrow{y_{\theta_\tau}, w_{\theta_\tau}} q_{\theta_\tau}$ with $q_{\theta_\tau} \in \mathcal{F}$, the path weight is calculated as $W = \sum_{k=\bar{j}+m}^{\tau} w_{\theta_k}$. Then, the servers rank these weights and recommend the top- k treatment procedures that have the lowest weights.

The above treatment recommendation process is analyzed in the plaintext viewpoint and the process is pretty straightforward. However, it is much more complicated when the hospital's medical model \mathbb{M} and the patient's query Φ are encrypted. The challenges that are faced by the P-Med design are elaborated below. 1) Since the states in \mathbb{M} and Φ are encrypted, the servers search for the match states in \mathbb{M} in a blind manner. According to the design goal, the illness state match result should be kept confidential, which indicates that the servers do not know whether the state in Φ matches with any given state in \mathbb{M} . 2) Since the state match results are unknown, the servers are uncertain about whether Φ appears in \mathbb{M} . They cannot distinguish two situations nor take different approaches to do the following calculations. 3) If Φ indeed appears in \mathbb{M} , the server can not determine which illness state sets in \mathbb{M} match with Φ , nor decide which state in \mathbb{M} is the right start point to search for the treatment procedures. 4) Since the NFA-based medical model could be quite complicated and contain many different paths leading to the accept states, it is a challenge for the servers to find all the treatment procedures for the patient to satisfy the completeness requirement in the design goal, especially when the medical model contains loops and self-loops. 5) According to the design goal, the weights of the match treatment procedures are kept secret, and the servers need to rank the weight in a privacy-preserving way.

C. Design Principles

To deal with the above challenges, P-Med should be designed from the ciphertext viewpoint and follow the following principles. 1) On the premise of the confidentiality of medical model, medical data and treatment result, the design goal of completeness should be realized by the traverse of all the paths from the initial state to the accept states. 2) Since the state match result is unknown to the server, the path weight has to be computed for each traversed paths. A single unified path weight calculation algorithm should be designed, which is applicable to both of the situations: Φ appears in the path (named matched path), and Φ does not appear in the path (named unmatched path). To realize the design goal of correctness, the weights of the matched paths should be absolutely lower than that of the unmatched paths. And the matched paths leading to the accept state with good therapeutic effect should result in

lower path weights. 3) Privacy-preserving treatment procedure selection algorithm needs to be designed to rank the encrypted weights and select the top- k best treatment procedures. To realize the treatment recommendation confidentiality, it is required that the servers cannot distinguish which treatment procedures are recommended.

For ease of understanding, we use the plaintext form of Fig. 4 to illustrate how the design principles work.

(1) According to principle 1, we design a traverse algorithm to traverse all the paths that start from the initial state q_0 and end at an accept state. To avoid endless loops, it is necessary to set the maximum visit time $MVisit$ that each state can be included in a path, and the maximum state number $MState$ contained in a path. The i -th traversed path is represented as $q_0 \xrightarrow{y_{i,\theta_1}, w_{i,\theta_1}} q_{i,\theta_1} \xrightarrow{y_{i,\theta_2}, w_{i,\theta_2}} q_{i,\theta_2} \rightarrow \dots \xrightarrow{y_{i,\theta_{\tau_i}}, w_{i,\theta_{\tau_i}}} q_{i,\theta_{\tau_i}}$ with $q_{i,\theta_{\tau_i}} \in \mathcal{F}$, and denoted as the i -th treatment procedure $\mathcal{TP}_i = (\mathcal{Q}_i, \mathcal{Y}_i, \mathcal{W}_i)$, where the illness state set $\mathcal{Q}_i = (q_0, q_{i,\theta_1}, \dots, q_{i,\theta_{\tau_i}})$, the treatment method set $\mathcal{Y}_i = (y_{i,\theta_1}, \dots, y_{i,\theta_{\tau_i}})$, the transition weight set $\mathcal{W}_i = (w_{i,\theta_1}, \dots, w_{i,\theta_{\tau_i}})$. If n paths are found in NFA-based medical model \mathbb{M} , the traversed treatment procedure set is denoted as $\mathbb{TP} = (\mathcal{TP}_1, \dots, \mathcal{TP}_n)$. The concrete construction is shown in secure treatment procedure traverse algorithm (TPT) in Section VI-B.

(2) According to principle 2, we design a unified path weight calculation algorithm that is suitable for both of the matched and unmatched situations. If $\Phi = (\phi_1, \dots, \phi_m)$ does not match with any successive m states in \mathcal{TP}_i , the treatment procedure weight is set to $W_i = MWeight$, where $MWeight$ is the maximum weight pre-defined by a hospital for any unmatched path. $MWeight$ should be defined absolutely larger than all the weights of the matched paths. If $\Phi = (\phi_1, \dots, \phi_m)$ match with $(q_{i,\theta_j}, \dots, q_{i,\theta_{j+m-1}})$ for the first time in \mathcal{TP}_i , the weight is the sum of the transition weights from $q_{i,\theta_{j+m-1}}$ to the accept state q_{i,θ_τ} and calculated as $W_i = \sum_{k=\bar{j}+m}^{\tau_i} w_{i,\theta_k}$. The transitions that lead to better treatment accept result are set to have relatively lower weight. Then, we have $W_i = MWeight$ for the unmatched paths and $W_i = \sum_{k=\bar{j}+m}^{\tau_i} w_{i,\theta_k}$ for the matched paths. After the calculation, the weighted treatment procedure is denoted as $\mathcal{WTP}_i = (\mathcal{Q}_i, \mathcal{Y}_i, W_i)$, which substitutes the transition weight set $\mathcal{W}_i = (w_{i,\theta_1}, \dots, w_{i,\theta_{\tau_i}})$ in \mathcal{TP}_i with the weight W_i in \mathcal{WTP}_i . The set is denoted as $\mathbb{WTP} = (\mathcal{WTP}_1, \dots, \mathcal{WTP}_n)$. The concrete construction is shown in secure treatment procedure weight calculation algorithm (TPW) in Section VI-C.

(3) According to principle 3, we design a best treatment procedure selection algorithm with privacy protection mechanism. To prevent the server from discovering which treatment procedures are recommended to the patient, it is necessary to unify the lengths of the treatment procedures in \mathbb{WTP} . Without this processing, the server could get useful information about the result according to the length of the recommended result. Suppose the treatment procedure \mathcal{WTP}_j with the longest path in \mathbb{WTP} has $MState$ illness states, i.e., $|\mathcal{Q}_j| = MState$, $|\mathcal{Y}_j| = MState - 1$. Then, we expand \mathcal{WTP}_i into expanded treatment procedure \mathcal{ETP}_i by appending dummy

symbols (e.g., \perp) after the illness states and treatment methods such that $|\mathcal{Q}_i| = MState$, $|\mathcal{Y}_i| = MState - 1$, for $1 \leq i \leq n$. The weight values W_i are the same in \mathcal{WTP}_i and \mathcal{ETP}_i . The set is denoted as $\mathbb{ETP} = (\mathcal{ETP}_1, \dots, \mathcal{ETP}_n)$. It is noted that these dummy symbols are indistinguishable from the normal data after the encryption in the privacy-preserving algorithm.

The treatment procedure selection process consists of three protocols to fulfill the task. **Secure minimum selection protocol (SMin)** selects the best treatment procedure from two procedures: given the ciphertexts of $(\mathcal{ETP}_1, \mathcal{ETP}_2)$, it outputs the ciphertext of \mathcal{ETP}_{Min} such that $W_{Min} = \min(W_1, W_2)$. **Secure minimum selection from n treatment procedures protocol (SMin _{n})** leverages SMin as sub-protocol: given the ciphertexts of $(\mathcal{ETP}_1, \dots, \mathcal{ETP}_n)$, it outputs the ciphertext of \mathcal{ETP}_{Min} such that $W_{Min} = \min(W_1, \dots, W_n)$. **Secure top- k best treatment procedure selection protocol (BPS- k)** leverages SMin _{n} as sub-protocol: given the ciphertexts of $(\mathcal{ETP}_1, \dots, \mathcal{ETP}_n)$, it outputs the ciphertexts of $(\mathcal{ETP}_{Min_1}, \dots, \mathcal{ETP}_{Min_k})$ such that $(W_{Min_1}, \dots, W_{Min_k})$ are the top- k lowest weights. The concrete construction of these protocols is shown in Section VI-D.

D. Example

A toy example is used to illustrate how the design principles work in P-Med. Suppose $MState = 4$ and three paths are traversed: 1) $q_0 \xrightarrow{y_1, w_1} q_1$; 2) $q_0 \xrightarrow{y_2, w_2} q_2 \xrightarrow{y_3, w_3} q_1$; 3) $q_0 \xrightarrow{y_2, w_2} q_2 \xrightarrow{y_4, w_4} q_3 \xrightarrow{y_5, w_5} q_4$. Then we have $\mathcal{TP}_1 = ((q_0, q_1), (y_1), (w_1))$, $\mathcal{TP}_2 = ((q_0, q_2, q_1), (y_2, y_3), (w_2, w_3))$, $\mathcal{TP}_3 = ((q_0, q_2, q_3, q_4), (y_2, y_4, y_5), (w_2, w_4, w_5))$. After the weight calculation, we obtain $\mathcal{WTP}_1 = ((q_0, q_1), (y_1), W_1)$, $\mathcal{WTP}_2 = ((q_0, q_2, q_1), (y_2, y_3), W_2)$, $\mathcal{WTP}_3 = ((q_0, q_2, q_3, q_4), (y_2, y_4, y_5), W_3)$. Then, expand treatment procedures into $\mathcal{ETP}_1 = ((q_0, q_1, \perp, \perp), (y_1, \perp, \perp), W_1)$, $\mathcal{ETP}_2 = ((q_0, q_2, q_1, \perp), (y_2, y_3, \perp), W_2)$, $\mathcal{ETP}_3 = ((q_0, q_2, q_3, q_4), (y_2, y_4, y_5), W_3)$.

Next, we take the weighted medical model \mathbb{M} in Fig. 4 as an example to illustrate the framework of P-Med. Firstly, set the parameters $MVisit = 2$, $MState = 8$. The traverse algorithm finds all the paths that start from q_0 and end at q_6 or q_7 . The traversed treatment procedures are $\mathbb{TP} = (\mathcal{TP}_1, \dots, \mathcal{TP}_{11})$:

1. $q_0 \xrightarrow{\epsilon, w_1} q_1 \xrightarrow{y_1, w_3} q_3 \xrightarrow{y_3, w_6} q_3 \xrightarrow{y_3, w_7} q_4 \xrightarrow{y_6, w_{10}} q_6$,
2. $q_0 \xrightarrow{\epsilon, w_1} q_1 \xrightarrow{y_1, w_3} q_3 \xrightarrow{y_3, w_6} q_3 \xrightarrow{y_3, w_7} q_4 \xrightarrow{\epsilon, w_{11}} q_7$,
3. $q_0 \xrightarrow{\epsilon, w_1} q_1 \xrightarrow{y_1, w_3} q_3 \xrightarrow{y_3, w_6} q_3 \xrightarrow{y_3, w_9} q_6$,
4. $q_0 \xrightarrow{\epsilon, w_1} q_1 \xrightarrow{y_1, w_3} q_3 \xrightarrow{y_3, w_7} q_4 \xrightarrow{y_4, w_4} q_1 \xrightarrow{y_1, w_3} q_3 \xrightarrow{y_3, w_7} q_6$,
5. $q_0 \xrightarrow{\epsilon, w_1} q_1 \xrightarrow{y_1, w_3} q_3 \xrightarrow{y_3, w_7} q_4 \xrightarrow{y_4, w_4} q_1 \xrightarrow{y_1, w_3} q_3 \xrightarrow{y_3, w_7} q_7$,
6. $q_0 \xrightarrow{\epsilon, w_1} q_1 \xrightarrow{y_1, w_3} q_3 \xrightarrow{y_3, w_7} q_4 \xrightarrow{y_4, w_4} q_1 \xrightarrow{y_1, w_3} q_3 \xrightarrow{y_3, w_9} q_6$,
7. $q_0 \xrightarrow{\epsilon, w_1} q_1 \xrightarrow{y_1, w_3} q_3 \xrightarrow{y_3, w_7} q_4 \xrightarrow{y_6, w_{10}} q_6$,
8. $q_0 \xrightarrow{\epsilon, w_1} q_1 \xrightarrow{y_1, w_3} q_3 \xrightarrow{y_3, w_7} q_4 \xrightarrow{\epsilon, w_{11}} q_7$,
9. $q_0 \xrightarrow{\epsilon, w_1} q_1 \xrightarrow{y_1, w_3} q_3 \xrightarrow{y_3, w_9} q_6$,
10. $q_0 \xrightarrow{\epsilon, w_2} q_2 \xrightarrow{y_2, w_5} q_5 \xrightarrow{y_5, w_8} q_5 \xrightarrow{y_6, w_{12}} q_7$,
11. $q_0 \xrightarrow{\epsilon, w_2} q_2 \xrightarrow{y_2, w_5} q_5 \xrightarrow{y_6, w_{12}} q_7$.

Then, set the parameter $MWeight = 10000$ for weight calculation algorithm. Suppose patient's illness state set $\Phi =$

(ϕ_1, ϕ_2, ϕ_3) matches with (q_1, q_3, q_4) in \mathbb{M} . The weight calculation algorithm try to find the match state set in each treatment procedure. In above paths, the match state set (q_1, q_3, q_4) that appears for the first time are labeled with red; (q_1, q_3, q_4) that appears for the second time are labeled with purple. According to design principle 2, we have $W_1 = W_2 = W_3 = W_9 = W_{10} = W_{11} = MWeight = 10000$ for unmatched paths; for matched paths, we have $W_4 = w_4 + w_3 + w_7 + w_{10} = 10$, $W_5 = w_4 + w_3 + w_7 + w_{11} = 109$, $W_6 = w_4 + w_3 + w_9 = 5$, $W_7 = w_{10} = 1$, $W_8 = w_{11} = 100$. Lastly, set the parameter $k = 3$ for selection algorithm to get the top-3 best treatment procedures: 7-th, 6-th and 4-th treatment procedures with the lowest weights 1, 5, 10, respectively.

V. BASIC COMPONENT OF P-MED

This section introduces how to distribute keys, grant user authentication, encrypt medical model and patient's query, represent illness state and make state match test for P-Med.

A. Key Distribution and User Authorization

KGC runs the *KeyGen* algorithm in PCTD to generate the public parameter $PP = (g, N)$ and master secret key $SK = \lambda$ for the system, and *SKeyS* algorithm to generate the partial strong keys $SK_1 = \lambda_1$ and $SK_2 = \lambda_2$ for CP and CSP, respectively. KGC generates the secret/public key pair $sk_A = a, pk_A = g^a$ for hospital A, and $sk_B = b, pk_B = g^b$ for patient B, where a, b are randomly selected from Z_N .

If a patient B wishes to request service from hospital A, A defines a valid service time period in the form of $SP = "20190101-20191231"$. Then, KGC generates a certificate number CN , and a certificate $CER_{A,B} : \langle cer = (CN, A, B, SP, pk_\sigma), Sig(cer, SK) \rangle$, where $pk_\sigma = g^{sk_\sigma}$, $sk_\sigma \in_R Z_N$, and sk_σ is confidentially sent to B.

B. Encryption of Medical Model and Query

Hospital A encrypts the weighted NFA-based medical model to $[\mathbb{M}]_{pk_A} = ([\mathcal{Q}]_{pk_A}, [\Sigma]_{pk_A}, [\mathcal{F}]_{pk_A}, [\delta]_{pk_A}, [\mu]_{pk_A})$, where the encrypted states $[\mathcal{Q}] = ([q_0], \dots, [q_{n_1}])$, the encrypted treatment methods $[\Sigma] = ([y_{\sigma_1}], \dots, [y_{\sigma_{n_2}}])$, the encrypted accept states $[\mathcal{F}] = ([q_{e_1}], \dots, [q_{e_{n_3}}])$, the encrypted transition weights $[\mathcal{W}] = ([w_1], \dots, [w_{n_5}])$, and the empty symbol ϵ is encrypted to $[\epsilon]$.³ For example, the weighted NFA-based medical model shown in Fig. 4 is encrypted to the one show in Fig. 5. The encrypted transition function $[\delta]_{pk_A}$ and encrypted transition weight function $[\mu]_{pk_A}$ of Fig. 5 is represented by a weighted state transition table shown in Table II, which is a two-dimensional table with one dimension representing the current states and the other dimension the next states. The row/column intersection contains the input symbol that leads the current state transiting to the next state, and the transition weight (in blue characters).

When patient B queries the telemedical service, the illness states $\Phi = (\phi_1, \dots, \phi_m)$ in the last few days are encrypted into $[\Phi]_{pk_B} = ([\phi_1]_{pk_B}, \dots, [\phi_m]_{pk_B})$ and sent to CP, which is used for diagnosis and treatment recommendation.

³The encryption key pk_A is omitted here to simplify the expression.

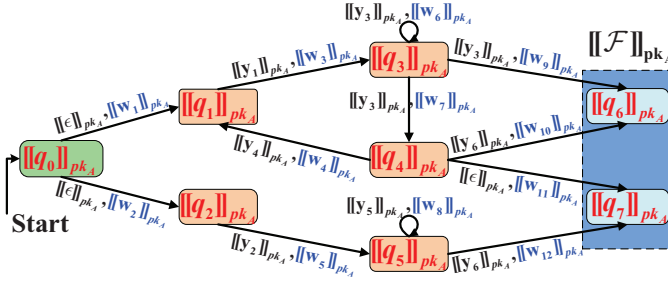


Fig. 5: Encryption of Weighted NFA

TABLE II: Weighted State Transition Table

Input	Next State						
	$[[q_1]]$	$[[q_2]]$	$[[q_3]]$	$[[q_4]]$	$[[q_5]]$	$[[q_6]]$	$[[q_7]]$
Current State							
$[[q_0]]$	$[[\epsilon]], [[w_1]]$	$[[\epsilon]], [[w_2]]$	\perp	\perp	\perp	\perp	\perp
$[[q_1]]$	\perp	\perp	$[[y_1]], [[w_3]]$	\perp	\perp	\perp	\perp
$[[q_2]]$	\perp	\perp	\perp	\perp	$[[y_2]], [[w_5]]$	\perp	\perp
$[[q_3]]$	\perp	\perp	$[[y_3]], [[w_6]]$	$[[y_3]], [[w_7]]$	\perp	$[[y_3]], [[w_9]]$	\perp
$[[q_4]]$	$[[y_4]], [[w_4]]$	\perp	\perp	\perp	\perp	$[[y_6]], [[w_{10}]]$	$[[\epsilon]], [[w_{11}]]$
$[[q_5]]$	\perp	\perp	\perp	\perp	$[[y_5]], [[w_8]]$	\perp	$[[y_6]], [[w_{12}]]$

C. Illness State Representation and Match Test

Illness State Representation. In the healthcare domain, the illness state can be expressed by symptoms and a set of physiological index, where the former can be described by the patient and the latter can be monitored by the mIoT. P-Med adopts this method, and Fig. 6 shows an example for the representation of q , ϕ and the encryption of them. Five vital signs of human body are body temperature (BT), blood pressure (BP), blood glucose level (BG), respiratory rate (RR) and heart rate (HR), which have frequently-used units $^{\circ}\text{C}$, mmHg, mmol/L, breaths per minute and beats per minute, respectively. In Fig. 6, the illness state q in medical model utilizes intervals to describe the five vital signs and several medical terminologies (in lexicographical order) to describe the symptoms. The illness state ϕ of patient B is represented by the concrete physiological index rather than interval. If the value of the physiological index is a decimal, an integer (10 or 100) should be multiplied to the value such that the decimal is mapped to Z_N . The multiplication operation should be uniform between the hospital A and patient B . The symptoms and the treatment methods are encrypted utilizing K2C.

<p>Body temperature: [36.5, 37.2] $(BT_{1,1} = 36.5, BT_{1,2} = 37.2)$ Blood pressure: [90/60, 120/80] $(BP_{1,1} = 90, BP_{1,2} = 60, BP_{1,3} = 120, BP_{1,4} = 80)$ Blood glucose level: [3.9, 6.1] $(BG_{1,1} = 3.9, BG_{1,2} = 6.1)$ Respiratory rate: (24, ∞) $(RR_{1,1} = 24)$ Heart rate: (0, 50) $(HR_{1,1} = 50)$ Symptoms: emesis, vertigo $(S_{1,1}, S_{1,2})$</p>	q	<p>$[[BT_{1,1}]]_{pk_A} = [[365]]_{pk_A}, [[BT_{1,2}]]_{pk_A} = [[372]]_{pk_A}, (\leq, \leq)$ $[[BP_{1,1}]]_{pk_A} = [[90]]_{pk_A}, [[BP_{1,2}]]_{pk_A} = [[60]]_{pk_A}, (\leq, \leq)$ $[[BP_{1,3}]]_{pk_A} = [[120]]_{pk_A}, [[BP_{1,4}]]_{pk_A} = [[80]]_{pk_A}, (\leq, \leq)$ $[[BG_{1,1}]]_{pk_A} = [[39]]_{pk_A}, [[BG_{1,2}]]_{pk_A} = [[61]]_{pk_A}, (\leq, \leq)$ $[[RR_{1,1}]]_{pk_A} = [[24]]_{pk_A}, (>)$ $[[HR_{1,1}]]_{pk_A} = [[50]]_{pk_A}, (<)$ $[[S_{1,1}]]_{pk_A} = [[emesis]]_{pk_A}, [[S_{1,2}]]_{pk_A} = [[vertigo]]_{pk_A}$</p>	$[[q]]_{pk_A}$
<p>Body temperature: 36.8 $(BT_2 = 368)$ Blood pressure: 95/72 $(BP_{2,1} / BP_{2,2})$ Blood glucose level: 5.6 $(BG_2 = 56)$ Respiratory rate: 18 $(RR_2 = 18)$ Heart rate: 61 $(HR_2 = 61)$ Symptoms: cough, emesis $(S_{2,1}, S_{2,2})$</p>	ϕ	<p>$[[BT_2]]_{pk_A} = [[368]]_{pk_A}$ $[[BP_{2,1}]]_{pk_A} = [[95]]_{pk_A}, [[BP_{2,2}]]_{pk_A} = [[72]]_{pk_A}$ $[[BG_2]]_{pk_A} = [[56]]_{pk_A}$ $[[RR_2]]_{pk_A} = [[18]]_{pk_A}$ $[[HR_2]]_{pk_A} = [[61]]_{pk_A}$ $[[S_{2,1}]]_{pk_A} = [[cough]]_{pk_A}, [[S_{2,2}]]_{pk_A} = [[emesis]]_{pk_A}$</p>	$[[\phi]]_{pk_B}$

Fig. 6: State Encryption Example

State Match Test. Secure illness state match protocol (SSM) takes $[[q]]_{pk_A}, [[\phi]]_{pk_B}$ as input, and outputs $[[u^*]]_{pk_\sigma}$, where $u^* = 1$ indicates that q and ϕ match; otherwise, $u^* = 0$. Since it is impossible to exhaustively enumerate all the illness

states of various diseases, we utilize the example in Fig. 6 to illustrate how to design SSM shown in Algorithm 1.

Algorithm 1: SECURE ILLNESS STATE MATCH PROTOCOL (SSM)

Input: $[[q]]_{pk_A}, [[\phi]]_{pk_B}$.
Output: $[[u^*]]_{pk_\sigma}$.

- 1 initializes $[[u^*]]_{pk_\sigma} = [[1]]_{pk_\sigma}$;
- 2 CP and CSP jointly calculate
 - $[[u_1]]_{pk_\sigma} \leftarrow \text{SRC}([BT_B]_{pk_B}, [BT_{A,1}]_{pk_A}, [BT_{A,2}]_{pk_A});$
 - $[[u_{2,1}]]_{pk_\sigma} \leftarrow \text{SRC}([BP_{B,1}]_{pk_B}, [BP_{A,1}]_{pk_A}, [BP_{A,3}]_{pk_A});$
 - $[[u_{2,2}]]_{pk_\sigma} \leftarrow \text{SRC}([BP_{B,2}]_{pk_B}, [BP_{A,2}]_{pk_A}, [BP_{A,4}]_{pk_A});$
 - $[[u_2]]_{pk_\sigma} \leftarrow \text{SMD}([u_{2,1}]_{pk_\sigma}, [u_{2,2}]_{pk_\sigma});$
 - $[[u_3]]_{pk_\sigma} \leftarrow \text{SRC}([BG_B]_{pk_B}, [BG_{A,1}]_{pk_A}, [BG_{A,2}]_{pk_A});$
 - $[[u_4]]_{pk_\sigma} \leftarrow \text{SGT}([RR_B]_{pk_B}, [RR_A]_{pk_A});$
 - $[[u_5]]_{pk_\sigma} \leftarrow \text{SLT}([HR_B]_{pk_B}, [HR_A]_{pk_A});$
 - $[[u_{6,1}]]_{pk_\sigma} \leftarrow \text{SET}([S_{B,1}]_{pk_B}, [S_{A,1}]_{pk_A});$
 - $[[u_{6,2}]]_{pk_\sigma} \leftarrow \text{SET}([S_{B,2}]_{pk_B}, [S_{A,2}]_{pk_A});$
 - $[[u_6]]_{pk_\sigma} \leftarrow \text{SMD}([u_{6,1}]_{pk_\sigma}, [u_{6,2}]_{pk_\sigma});$
- 12 for $i = 1$ to 6 do
- 13 $[[u^*]]_{pk_\sigma} \leftarrow \text{SMD}([u^*]_{pk_\sigma}, [u_i]_{pk_\sigma});$
- 14 **Return** $[[u^*]]_{pk_\sigma}$.

In Algorithm 1, line 2 tests whether the patient B 's body temperature BT_B is in the range $[BT_{A,1}, BT_{A,2}]$, and we have $u_1 = 1$ if it holds (otherwise, $u_1 = 0$). Line 3-5 tests whether B 's blood pressure $BP_{B,1}/BP_{B,2}$ is in the range $[BP_{A,1}/BP_{A,2}, BP_{A,3}/BP_{A,4}]$, and we have $u_2 = 1$ if it holds (otherwise, $u_2 = 0$). Line 6 tests whether B 's blood glucose level BG_B is in the range $[BG_{A,1}, BG_{A,2}]$, and we have $u_3 = 1$ if it holds (otherwise, $u_3 = 0$). Line 7 tests whether B 's respiratory rate $RR_B > RR_A$, and we have $u_4 = 1$ if it holds (otherwise, $u_4 = 0$). Line 8 tests whether B 's heart rate $HR_B < HR_A$, and we have $u_5 = 1$ if it holds (otherwise, $u_5 = 0$). Line 9-11 tests whether B 's symptoms $(S_{B,1}, S_{B,2})$ match with $(S_{A,1}, S_{A,2})$ in q , and we have $u_6 = 1$ if it holds (otherwise, $u_6 = 0$). Line 12-13 tests whether B 's illness state ϕ matches with q , and we have $u^* = 1$ if it holds (otherwise, $u^* = 0$). Algorithm 1 is elaborated in supplemental material C-1.

VI. PROPOSED P-MED FRAMEWORK

This section introduces the system overview and constructs the concrete privacy-preserving algorithms (protocols) according to the design principles proposed in Section IV-C.

A. System Overview

P-Med consists of the following four phases (Fig. 7).

Treatment Procedure Traverse. According to design principle 1, CP traverses all the treatment procedures in the medical model $[[M]]_{pk_A}$ and obtains the encrypted treatment procedure set $[[TP]]_{pk_A}$ with elements $([[TP_1]]_{pk_A}, \dots, [[TP_n]]_{pk_A})$, where $[[TP_i]]_{pk_A} = ([Q_i]_{pk_A}, [Y_i]_{pk_A}, [W_i]_{pk_A})$ contains the encrypted sets of illness states, treatment methods and transition weights, respectively.

Treatment Procedure Weight Calculation. According to design principle 2, CP and CSP calculates on $[[\Phi]]_{pk_B}$ and $[[TP_i]]_{pk_A}$ to get the treatment procedure weight $[[W_i]]_{pk_\sigma}$ and obtain the weighted treatment procedures set $[[WTP]]_{pk_A} =$

$(\llbracket WTP_1 \rrbracket_{pk_A}, \dots, \llbracket WTP_n \rrbracket_{pk_A})$, where $\llbracket WTP_i \rrbracket_{pk_A} = (\llbracket Q_i \rrbracket_{pk_A}, \llbracket Y_i \rrbracket_{pk_A}, \llbracket W_i \rrbracket_{pk_A})$.

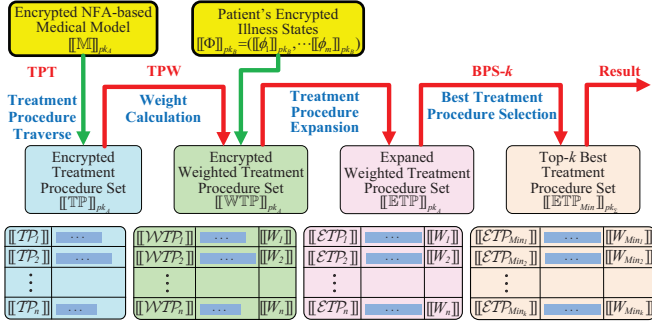


Fig. 7: P-Med Framework

Treatment Procedure Expansion. Since the elements in $\llbracket WTP \rrbracket_{pk_A}$ may contain different numbers of encrypted illness states and treatment methods, CP and CSP may utilize the length to distinguish the results of P-Med. According to design principle 3, it is necessary to uniform the length by appending encrypted dummy symbols to get expended weighted treatment procedure set $\llbracket ETP \rrbracket_{pk_A}$.

Best Treatment Procedure Selection. According to design principle 3, secure top- k best treatment procedure selection protocol (BPS- k) calculates the top- k most recommended treatment procedures (with the top- k lowest weights). BPS- k makes use of the secure minimum selection subprotocols SMin/SMin_n to select the treatment procedure with the lowest weight from two/ n treatment procedures, and SMin is a subprotocol of SMin_n.

B. Secure Treatment Procedure Traverse

According to design principle 1, secure treatment procedure traverse algorithm (TPT) finds all the treatment procedures in $\llbracket M \rrbracket_{pk_A}$, which comes from $\llbracket q_0 \rrbracket_{pk_A}$ to $\llbracket F \rrbracket_{pk_A}$. In computation theory's view, TPT finds the regular language of the NFA $\llbracket M \rrbracket_{pk_A}$. In graph theory's view, TPT finds all the paths from $\llbracket q_0 \rrbracket_{pk_A}$ to $\llbracket F \rrbracket_{pk_A}$ in the graph of $\llbracket M \rrbracket_{pk_A}$, which may contain loops and self-loops. To prevent endless loops, hospital A needs to designate the maximum visit time $MVisit$ that each state can be included in a treatment procedure, and the maximum state number $MState$ that each treatment procedure contains.

Given $\llbracket M \rrbracket_{pk_A}, MVisit, MState$ as input, TPT (Algorithm 2) outputs $\llbracket TP \rrbracket_{pk_A} = (\llbracket TP_1 \rrbracket_{pk_A}, \dots, \llbracket TP_n \rrbracket_{pk_A})$, where $\llbracket TP_i \rrbracket_{pk_A} = (\llbracket Q_i \rrbracket_{pk_A}, \llbracket Y_i \rrbracket_{pk_A}, \llbracket W_i \rrbracket_{pk_A})$, illness states $\llbracket Q_i \rrbracket_{pk_A} = (\llbracket q_0 \rrbracket_{pk_A}, \llbracket q_{i,\theta_1} \rrbracket_{pk_A}, \dots, \llbracket q_{i,\theta_{\tau_i}} \rrbracket_{pk_A})$, treatment methods $\llbracket Y_i \rrbracket_{pk_A} = (\llbracket y_{i,\theta_1} \rrbracket_{pk_A}, \dots, \llbracket y_{i,\theta_{\tau_i}} \rrbracket_{pk_A})$ ⁴, and transition weights $\llbracket W_i \rrbracket_{pk_A} = (\llbracket w_{i,\theta_1} \rrbracket_{pk_A}, \dots, \llbracket w_{i,\theta_{\tau_i}} \rrbracket_{pk_A})$. The elements in $\llbracket Q_i \rrbracket_{pk_A}, \llbracket Y_i \rrbracket_{pk_A}$ and $\llbracket W_i \rrbracket_{pk_A}$ are arranged in accordance to the path in the directed graph of $\llbracket M \rrbracket_{pk_A}$. For a particular $\llbracket M \rrbracket_{pk_A}$, CP runs TPT only once and stores $\llbracket TP \rrbracket_{pk_A}$ in the cloud. The basic idea of TPT is summarized as the following steps.

⁴To facilitate the expression, the encrypted empty string $\llbracket \epsilon \rrbracket$ is also denoted as a symbol in $(\llbracket y_{i,\theta_1} \rrbracket_{pk_A}, \dots, \llbracket y_{i,\theta_{\tau_i}} \rrbracket_{pk_A})$.

Algorithm 2: SECURE TREATMENT PROCEDURE TRAVERSE ALGORITHM (TPT)

Input: $\llbracket M \rrbracket_{pk_A}, MVisit, MState$.
Output: $\llbracket TP \rrbracket_{pk_A} = (\llbracket TP_1 \rrbracket_{pk_A}, \dots, \llbracket TP_n \rrbracket_{pk_A})$.

- 1 set the arrays $value(\cdot, \cdot), weight(\cdot, \cdot)$ according to the state transition table of the encrypted NFA $\llbracket M \rrbracket_{pk_A}$;
- 2 set the stacks Q, Y, W to be empty and set $n = 0$;
- 3 **for** $i = 0$ to n_1 **do**
- 4 set $count_i = 0$;
- 5 **for** $k = 0$ to $MVisit$ **do**
- 6 **for** $i = 0$ to n_1 **do**
- 7 **for** $j = 0$ to n_1 **do**
- 8 set $visit_{k,i,j} = 0$;
- 9 $Q.push(\llbracket q_0 \rrbracket_{pk_A}), count_0 = count_0 + 1$;
- 10 **while** $Q \neq \emptyset$ **do**
- 11 set $\alpha = Q.peek.element, \beta = -1$;
- 12 **for** $i = 1$ to n_1 **do**
- 13 **if** $(value_{\alpha,i} \neq \perp) \ \& \ (visit_{count[\alpha],\alpha,i} = 0)$ **then**
- 14 set $\beta = i, visit_{count[\alpha],\alpha,\beta} = 1$;
- 15 **if** $\beta = -1$ **then**
- 16 **for** $j = 0$ to n_1 **do**
- 17 set $visit_{count[\alpha],\alpha,j} = 0$;
- 18 $Q.pop$;
- 19 $count_\alpha = count_\alpha - 1$;
- 20 **if** $Y \neq \emptyset$ **then**
- 21 $Y.pop, W.pop$;
- 22 **else if** $(\beta \neq -1) \ \& \ (count_\beta < MVisit)$ **then**
- 23 $Y.push(value_{\alpha,\beta}), W.push(weight_{\alpha,\beta}), Q.push(\llbracket q_\beta \rrbracket_{pk_A}), count_\beta = count_\beta + 1$;
- 24 **if** $Q \neq \emptyset$ **then**
- 25 set $\alpha' = Q.peek.element$;
- 26 **if** $(\llbracket q_{\alpha'} \rrbracket_{pk_A} \in \llbracket F \rrbracket_{pk_A})$ **then**
- 27 $n = n + 1, \llbracket Q_n \rrbracket_{pk_A} = Q, \llbracket Y_n \rrbracket_{pk_A} = Y,$
 $\llbracket W_n \rrbracket_{pk_A} = W$;
- 28 $Q.pop, Y.pop, W.pop, count_{\alpha'} = count_{\alpha'} - 1$;
- 29 **else if** $(\llbracket q_{\alpha'} \rrbracket_{pk_A} \notin \llbracket F \rrbracket_{pk_A}) \ \& \ (Q.size = MState)$ **then**
- 30 $Q.pop, Y.pop, W.pop, count_{\alpha'} = count_{\alpha'} - 1$;
- 31 set $\llbracket TP_i \rrbracket_{pk_A} = (\llbracket Q_i \rrbracket_{pk_A}, \llbracket Y_i \rrbracket_{pk_A}, \llbracket W_i \rrbracket_{pk_A})$ ($1 \leq i \leq n$);
- 32 **Return** $\llbracket TP \rrbracket_{pk_A} = (\llbracket TP_1 \rrbracket_{pk_A}, \dots, \llbracket TP_n \rrbracket_{pk_A})$.

- 1) Push $\llbracket q_0 \rrbracket_{pk_A}$ into stack Q .
 - 2) Set the encrypted illness state on the top of the stack Q as α . Check whether there exists any illness state satisfies the following requirements: it is connected with the illness state α and has not been visited starting from the encrypted illness state α .
 - 3) If such illness state in step 2 exists in the graph, push it into Q ; otherwise, pop α from Q .
 - 4) If the top element in Q does not belong to $\llbracket F \rrbracket_{pk_A}$ and Q achieves the maximum illness state number $MState$, pop it from Q ; otherwise, TPT algorithm successfully finds out a treatment procedure from $\llbracket q_0 \rrbracket_{pk_A}$ to $\llbracket F \rrbracket_{pk_A}$. The found treatment procedure is recorded in $\llbracket TP_i \rrbracket_{pk_A} = \{\llbracket Q_i \rrbracket_{pk_A}, \llbracket Y_i \rrbracket_{pk_A}, \llbracket W_i \rrbracket_{pk_A}\}$ ($i \in [1, n]$), and then pop the top element in Q .
 - 5) Repeat the steps 2-4 until the stack Q is empty.
- The notations in the TPT are introduced below.

• **count(\cdot).** The one-dimensional array $count(\cdot)$ has $n_1 + 1$ elements, and the element $count_i$ counts the number of encrypted illness state $\llbracket q_i \rrbracket_{pk_A}$ in Q , for $0 \leq i \leq n_1$.

• **value(\cdot, \cdot), weight(\cdot, \cdot).** The two-dimensional arrays $value(\cdot, \cdot)$, $weight(\cdot, \cdot)$ have $n_1 + 1$ rows and $n_1 + 1$ columns, and are initialized according to the state transition table of $\llbracket M \rrbracket_{pk_A}$. The label of the first (resp. second) dimension represents the label of the current (resp. next) state. The element in $value(\cdot, \cdot)$ (resp. $weight(\cdot, \cdot)$) represents the encrypted treatment method (resp. encrypted transition weight) from the current state to the next one.

• **visit(\cdot, \cdot, \cdot).** The three-dimensional array $visit(\cdot, \cdot, \cdot)$ is an array of matrices and it has $(MVisit + 1)$ matrices, where each matrices has $n_1 + 1$ rows and $n_1 + 1$ columns. Since each state $\llbracket q_i \rrbracket_{pk_A}$ may appear at most $MVisit$ times in a treatment procedure, and $count_i$ counts its occurrence number in Q . For $\llbracket q_i \rrbracket_{pk_A}$ that appears the $count_i$ -th time in Q , the element $visit_{count[i], i, j} = 1$ indicates that transition from $\llbracket q_i \rrbracket_{pk_A}$ to $\llbracket q_j \rrbracket_{pk_A}$ is visited, and $visit_{count[i], i, j} = 0$ indicates that transition is not visited.

TPW is elaborated in supplemental material C-2.

C. Secure Treatment Procedure Weight Calculation

Algorithm 3: SECURE TREATMENT PROCEDURE WEIGHT CALCULATION PROTOCOL (TPW)

Input: $MWeight$, $\llbracket \Phi \rrbracket_{pk_B} = (\llbracket \phi_1 \rrbracket_{pk_B}, \dots, \llbracket \phi_m \rrbracket_{pk_B})$,
 $\llbracket TP \rrbracket_{pk_A} = (\llbracket TP_1 \rrbracket_{pk_A}, \dots, \llbracket TP_n \rrbracket_{pk_A})$.
Output: $\llbracket WTP \rrbracket_{pk_A} = (\llbracket WTP_1 \rrbracket_{pk_A}, \dots, \llbracket WTP_n \rrbracket_{pk_A})$.

```

1 for  $i = 1$  to  $n$  do
2    $\llbracket W_i \rrbracket_{pk_\sigma} = \llbracket 0 \rrbracket_{pk_\sigma}$ ,  $\llbracket v_i \rrbracket_{pk_\sigma} = \llbracket 1 \rrbracket_{pk_\sigma}$ ,  $\llbracket v'_i \rrbracket_{pk_\sigma} = \llbracket 0 \rrbracket_{pk_\sigma}$ ;
3   if  $\theta_{\tau_i} - 1 \geq m$  then
4     for  $j = 0$  to  $\theta_{\tau_i} - m - 1$  do
5        $\llbracket s_j \rrbracket_{pk_\sigma} = \llbracket 0 \rrbracket_{pk_\sigma}$ ,  $\llbracket s'_j \rrbracket_{pk_\sigma} = \llbracket 0 \rrbracket_{pk_\sigma}$ ,
6        $\llbracket s''_j \rrbracket_{pk_\sigma} = \llbracket 0 \rrbracket_{pk_\sigma}$ ;
7        $\llbracket a_j \rrbracket_{pk_\sigma} = \llbracket 0 \rrbracket_{pk_\sigma}$ ,  $\llbracket a'_j \rrbracket_{pk_\sigma} = \llbracket 0 \rrbracket_{pk_\sigma}$ ,
8        $\llbracket a''_j \rrbracket_{pk_\sigma} = \llbracket 1 \rrbracket_{pk_\sigma}$ ;
9       for  $k = 1$  to  $m$  do
10         $\llbracket u_k \rrbracket_{pk_\sigma} \leftarrow SSM(\llbracket \phi_k \rrbracket_{pk_B}, \llbracket q_{i, \theta_j + (k-1)} \rrbracket_{pk_A})$ ;
11         $\llbracket a_j \rrbracket_{pk_\sigma} = \llbracket a_j \rrbracket_{pk_\sigma} \cdot \llbracket u_k \rrbracket_{pk_\sigma}$ ;
12         $\llbracket s'_j \rrbracket_{pk_\sigma} \leftarrow SET(\llbracket a_j \rrbracket_{pk_\sigma}, \llbracket m \rrbracket_{pk_\sigma})$ ;
13         $\llbracket a''_j \rrbracket_{pk_\sigma} \leftarrow SET(\llbracket v'_j \rrbracket_{pk_\sigma}, \llbracket 0 \rrbracket_{pk_\sigma})$ ;
14         $\llbracket v'_j \rrbracket_{pk_\sigma} = \llbracket v'_j \rrbracket_{pk_\sigma} \cdot \llbracket s'_j \rrbracket_{pk_\sigma}$ ;
15        for  $k = j + m$  to  $\tau_i$  do
16           $\llbracket s''_j \rrbracket_{pk_\sigma} \leftarrow SAD(\llbracket s'_j \rrbracket_{pk_\sigma}, \llbracket w_{i, \theta_k} \rrbracket_{pk_A})$ ;
17           $\llbracket a'_j \rrbracket_{pk_\sigma} \leftarrow SMD(\llbracket s'_j \rrbracket_{pk_\sigma}, \llbracket s''_j \rrbracket_{pk_\sigma})$ ;
18           $\llbracket s_j \rrbracket_{pk_\sigma} \leftarrow SMD(\llbracket a'_j \rrbracket_{pk_\sigma}, \llbracket a''_j \rrbracket_{pk_\sigma})$ ;
19           $\llbracket W_i \rrbracket_{pk_\sigma} = \llbracket W_i \rrbracket_{pk_\sigma} \cdot \llbracket s_j \rrbracket_{pk_\sigma}$ ;
20         $\llbracket v_i \rrbracket_{pk_\sigma} \leftarrow SET(\llbracket v'_i \rrbracket_{pk_\sigma}, \llbracket 0 \rrbracket_{pk_\sigma})$ ;
21         $\llbracket W_i \rrbracket_{pk_\sigma} = \llbracket W_i \rrbracket_{pk_\sigma} \cdot \llbracket v_i \rrbracket_{pk_\sigma}^{MWeight}$ ;
22        set  $\llbracket WTP_i \rrbracket_{pk_A} = (\llbracket Q_i \rrbracket_{pk_A}, \llbracket Y_i \rrbracket_{pk_A}, \llbracket W_i \rrbracket_{pk_\sigma})$ ;
23   else
24      $\llbracket W_i \rrbracket_{pk_\sigma} = \llbracket MWeight \rrbracket_{pk_\sigma}$ ;
25 Return  $\llbracket WTP \rrbracket_{pk_A} = (\llbracket WTP_1 \rrbracket_{pk_A}, \dots, \llbracket WTP_n \rrbracket_{pk_A})$ .
```

According to design principle 2, secure treatment procedure weight calculation protocol (TPW) takes $MWeight$, $\llbracket \Phi \rrbracket_{pk_B}$, $\llbracket TP \rrbracket_{pk_A}$ as input, and outputs the encrypted weighted treatment procedures

$\llbracket WTP \rrbracket_{pk_A} = (\llbracket WTP_1 \rrbracket_{pk_A}, \dots, \llbracket WTP_n \rrbracket_{pk_A})$ with $\llbracket WTP_i \rrbracket_{pk_A} = (\llbracket Q_i \rrbracket_{pk_A}, \llbracket Y_i \rrbracket_{pk_A}, \llbracket W_i \rrbracket_{pk_\sigma})$, where the elements $\llbracket Q_i \rrbracket_{pk_A}, \llbracket Y_i \rrbracket_{pk_A}$ in $\llbracket WTP_i \rrbracket_{pk_A}$ are the same as that in $\llbracket TP_i \rrbracket_{pk_A}$, and $\llbracket W_i \rrbracket_{pk_\sigma}$ is the calculated treatment procedure weight. TPW is shown in Algorithm 3 and elaborated in supplemental material C-3.

The result of TPW is classified into the following scenarios. (1) If patient B 's illness condition set $\llbracket \Phi \rrbracket_{pk_B}$ does not appear in the treatment procedure $\llbracket TP_i \rrbracket_{pk_A}$, we have $\llbracket W_i \rrbracket_{pk_\sigma} = \llbracket MWeight \rrbracket_{pk_\sigma}$. (2) If $\llbracket \Phi \rrbracket_{pk_B}$ appears at least one time ⁵ in $\llbracket TP_i \rrbracket_{pk_A}$, we have $\llbracket W_i \rrbracket_{pk_\sigma} = \llbracket \sum_{k=j+m}^{\tau_i} w_{i, \theta_k} \rrbracket_{pk_\sigma}$, and $(\llbracket q_{i, \theta_j} \rrbracket_{pk_A}, \dots, \llbracket q_{i, \theta_{j+m-1}} \rrbracket_{pk_A})$ is the first-match state set.

D. Secure Treatment Procedure Expansion and Selection

Secure Treatment Procedure Expansion. To uniform the lengths of weighted treatment procedures, $\llbracket WTP \rrbracket_{pk_A}$ is converted to $\llbracket ETP \rrbracket_{pk_A}$ by appending the encrypted dummy symbols (such as $\llbracket \perp \rrbracket_{pk_A}$) such that the element $\llbracket ETP_i \rrbracket_{pk_A} = (\llbracket Q_i \rrbracket_{pk_A}, \llbracket Y_i \rrbracket_{pk_A}, \llbracket W_i \rrbracket_{pk_\sigma})$ in $\llbracket ETP \rrbracket_{pk_A}$ has $|\llbracket Q_i \rrbracket_{pk_A}| = MState$ and $|\llbracket Y_i \rrbracket_{pk_A}| = MState - 1$.

Secure Best Treatment Procedure Selection. According to design principle 3, the selection task is fulfilled by three protocols: secure minimum selection protocol (SMin), secure minimum selection from n treatment procedures protocol ($SMin_n$) and secure top- k best treatment procedure selection protocol ($BPS-k$). SMin selects the best treatment procedure from two procedures; $SMin_n$ leverages SMin as sub-protocol to select the best one from n treatment procedures; $BPS-k$ leverages $SMin_n$ as sub-protocol to select the top- k most recommended treatment procedures (with the lowest weights) in a privacy-preserving way.

1) Secure Minimum Selection Protocol (SMin):

On input $\llbracket ETP_1 \rrbracket_{pk_A}$ and $\llbracket ETP_2 \rrbracket_{pk_A}$, SMin outputs $\llbracket ETP_{Min} \rrbracket_{pk_\sigma}$ such that $W_{Min} = \min(W_1, W_2)$, and $\llbracket Q_{Min} \rrbracket_{pk_\sigma}, \llbracket Y_{Min} \rrbracket_{pk_\sigma}$ are the corresponding encrypted illness states and treatment methods, respectively. It is required that CP and CSP can not distinguish $\llbracket ETP_{Min} \rrbracket_{pk_\sigma}$ comes from $\llbracket ETP_1 \rrbracket_{pk_A}$ or $\llbracket ETP_2 \rrbracket_{pk_A}$.

Step 1: CP calculates $\llbracket W'_1 \rrbracket_{pk_\sigma} = \llbracket W_1 \rrbracket_{pk_\sigma} \cdot \llbracket 1 \rrbracket_{pk_\sigma}$, $\llbracket W'_2 \rrbracket_{pk_\sigma} = \llbracket W_2 \rrbracket_{pk_\sigma}$, and flips a random coin $s \in \{0, 1\}$. CP randomly selects $r'_0, r_0, r_1, r_2, r_3, i \in Z_N$ ($1 \leq i \leq MState - 1$) such that $\mathcal{L}(N)/8 < \mathcal{L}(r'_0) < \mathcal{L}(N)/4 - 1$ and $\mathcal{L}(r_0) < \mathcal{L}(N)/8$. CP calculates

$$\begin{aligned}
l_0 &= (\llbracket W'_{2-s} \rrbracket_{pk_\sigma})^{r'_0} \cdot (\llbracket W'_{s+1} \rrbracket_{pk_\sigma})^{N-r'_0} \cdot \llbracket r_0 \rrbracket_{pk_\sigma}, \\
l_1 &= \llbracket W_{s+1} \rrbracket_{pk_\sigma} \cdot (\llbracket W_{2-s} \rrbracket_{pk_\sigma})^{N-1} \cdot \llbracket r_1 \rrbracket_{pk_\sigma}, \\
l_{2,i} &\leftarrow SAD(\llbracket q_{s+1,i} \rrbracket_{pk_A} \cdot (\llbracket q_{2-s,i} \rrbracket_{pk_A})^{N-1}, \llbracket r_2, i \rrbracket_{pk_\sigma}), \\
l_{3,i} &\leftarrow SAD(\llbracket y_{s+1,i} \rrbracket_{pk_A} \cdot (\llbracket y_{2-s,i} \rrbracket_{pk_A})^{N-1}, \llbracket r_3, i \rrbracket_{pk_\sigma}).
\end{aligned}$$

CP computes $l'_0 = PD1_{SK_1}(l_0)$ and sends $(l'_0, l_0, l_1, l_{2,i}, l_{3,i})$ to CSP ($1 \leq i \leq MState - 1$).

Step 2: CSP calculates $l''_0 = PD2_{SK_2}(l_0, l'_0)$. If $\mathcal{L}(l''_0) > \mathcal{L}(N)/2$, CSP sets $t = 0$ and calculates $l_4 = \llbracket 0 \rrbracket_{pk_\sigma}$, $l_{5,i} = \llbracket 0 \rrbracket_{pk_\sigma}$, $l_{6,i} = \llbracket 0 \rrbracket_{pk_\sigma}$. If $\mathcal{L}(l''_0) < \mathcal{L}(N)/2$, CSP sets $t = 1$

⁵ $\llbracket \Phi \rrbracket_{pk_B}$ may appear more than one time in $\llbracket TP_i \rrbracket_{pk_A}$ due to that loop may exist.

and calculates $l_4 = \text{CR}(l_1)$, $l_{5,i} = \text{CR}(l_{2,i})$, $l_{6,i} = \text{CR}(l_{3,i})$. CSP sends $(\llbracket t \rrbracket_{pk_\sigma}, l_4, l_{5,i}, l_{6,i})$ to CP.

Step 3: CP calculates

$$\begin{aligned} \llbracket W_{Min} \rrbracket_{pk_\sigma} &= \llbracket W_{2-s} \rrbracket_{pk_\sigma} \cdot l_4 \cdot (\llbracket t \rrbracket_{pk_\sigma})^{N-r_1}, \\ \llbracket q_{Min,i} \rrbracket_{pk_\sigma} &\leftarrow \text{SAD}(\llbracket q_{2-s,i} \rrbracket_{pk_A}, l_{5,i}) \cdot (\llbracket t \rrbracket_{pk_\sigma})^{N-r_{2,i}}, \\ \llbracket y_{Min,i} \rrbracket_{pk_\sigma} &\leftarrow \text{SAD}(\llbracket y_{2-s,i} \rrbracket_{pk_A}, l_{6,i}) \cdot (\llbracket t \rrbracket_{pk_\sigma})^{N-r_{3,i}}, \\ \llbracket q_0 \rrbracket_{pk_\sigma} &\leftarrow \text{SAD}(\llbracket q_0 \rrbracket_{pk_A}, \llbracket 0 \rrbracket_{pk_\sigma}), \end{aligned}$$

and sets $\llbracket \mathcal{ETP}_{Min} \rrbracket = (\llbracket Q_{Min} \rrbracket, \llbracket \mathcal{Y}_{Min} \rrbracket, \llbracket W_{Min} \rrbracket)$, where $\llbracket Q_{Min} \rrbracket = (\llbracket q_0 \rrbracket, \llbracket q_{Min,1} \rrbracket, \dots, \llbracket q_{Min,MState-1} \rrbracket)$, $\llbracket \mathcal{Y}_{Min} \rrbracket = (\llbracket y_{Min,1} \rrbracket, \dots, \llbracket y_{Min,MState-1} \rrbracket)$.⁶

The detail of SMin is depicted in Fig. 14, and the correctness is elaborated in supplemental material C-4.

2) *Secure Minimum Treatment Selection from n (SMin _{n}):* On input $\llbracket \mathcal{ETP} \rrbracket_{pk_A} = (\llbracket \mathcal{ETP}_1 \rrbracket_{pk_A}, \dots, \llbracket \mathcal{ETP}_n \rrbracket_{pk_A})$, SMin _{n} outputs $\llbracket \mathcal{ETP}_{Min} \rrbracket_{pk_\sigma}$ such that $W_{Min} = \min(W_1, \dots, W_n)$, and $\llbracket Q_{Min} \rrbracket_{pk_\sigma}, \llbracket \mathcal{Y}_{Min} \rrbracket_{pk_\sigma}$ are the corresponding encrypted illness states and treatment methods, respectively. It is required that CP and CSP cannot distinguish $\llbracket \mathcal{ETP}_{Min} \rrbracket_{pk_\sigma}$ comes from which element in $\llbracket \mathcal{ETP} \rrbracket_{pk_A}$.

Fig. 8 shows the procedure to get $\llbracket \mathcal{ETP}_{Min} \rrbracket_{pk_\sigma}$ using SMin as sub-protocol. The best treatment procedure is selected between two adjacent procedures in each layer, which executes continuously until it reaches the top.

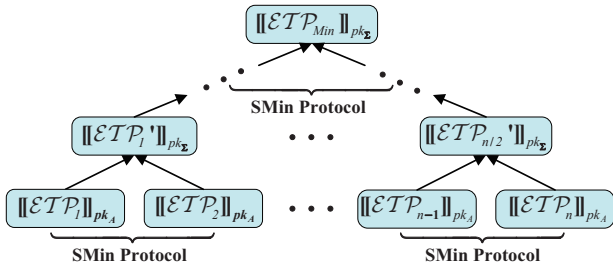


Fig. 8: Running Procedure of SMin _{n}

3) *Secure Top- k Treatment Selection (BPS- k):* Taken as input $\llbracket \mathcal{ETP} \rrbracket_{pk_A}$, BPS- k (shown in Algorithm 4) outputs $\llbracket \mathcal{ETP}_{Min} \rrbracket_{pk_\sigma} = (\llbracket \mathcal{ETP}_{Min_1} \rrbracket_{pk_\sigma}, \dots, \llbracket \mathcal{ETP}_{Min_k} \rrbracket_{pk_\sigma})$ such that $W_{Min_1}, \dots, W_{Min_k}$ are the top- k lowest weights, and $\llbracket Q_{Min_i} \rrbracket_{pk_\sigma}, \llbracket \mathcal{Y}_{Min_i} \rrbracket_{pk_\sigma}$ are the corresponding encrypted illness states and treatment methods for $1 \leq i \leq k$. It is required that CP and CSP cannot distinguish the elements in $\llbracket \mathcal{ETP}_{Min} \rrbracket_{pk_\sigma}$ comes from which elements in $\llbracket \mathcal{ETP} \rrbracket_{pk_A}$. The basic idea of BPS- k is to find the treatment procedure with the lowest weight in each round. Then, multiply the corresponding weight with *MWeight*, and set the other weights unchanged. After k rounds, top- k best treatment procedures are found.

The correctness of BPS- k is elaborated in supplemental material C-5, and a toy example is given in Fig. 15 to illustrate the workflow.

VII. SECURITY AND DESIGN GOAL ANALYSIS OF P-MED

This section proves the security of the subprotocols and the security of P-Med. It is also analyzed that the design goal of P-Med is achieved.

⁶The encryption key pk_σ is omitted here to simplify the expression.

Algorithm 4: SECURE TOP- k BEST TREATMENT PROCEDURES SELECTION (BPS- k)

Input: $\llbracket \mathcal{ETP} \rrbracket_{pk_A}$.
Output: $\llbracket \mathcal{ETP}_{Min} \rrbracket_{pk_\sigma}$.

- 1 Set $S = \llbracket \mathcal{ETP} \rrbracket_{pk_A}$;
- 2 **for** $i = 1$ **to** k **do**
- 3 CP and CSP jointly calculate $\llbracket \mathcal{ETP}_{Min_i} \rrbracket_{pk_\sigma} \leftarrow \text{SMin}_n(S)$;
- 4 **for** $j = 1$ **to** n **do**
- 5 CP randomly selects $r_j \in Z_N$ and computes $l_j = (\llbracket W_{Min_i} \rrbracket_{pk_\sigma})^{r_j} \cdot (\llbracket W_j \rrbracket_{pk_\sigma})^{N-r_j}$, $l'_j = \text{PD}_{\text{SK}_1}(l_j)$, where $\mathcal{L}(r_j) < \mathcal{L}(N)/4 - 1$;
- 6 Permute (l_j, l'_j) using permutation function π_i and get $(l_{\pi_i(j)}, l'_{\pi_i(j)})$ for $1 \leq j \leq n$, which are sent to CSP;
- 7 CSP computes $l''_{\pi_i(j)} = \text{PD}_{\text{SK}_2}(l_{\pi_i(j)}, l'_{\pi_i(j)})$;
- 8 If $l''_{\pi_i(j)} = 0$, set $A_{\pi_i(j)} = \llbracket \text{MWeight} \rrbracket_{pk_\sigma}$; otherwise, $A_{\pi_i(j)} = \llbracket 1 \rrbracket_{pk_\sigma}$. CSP sends $A_{\pi_i(j)}$ to CP, $1 \leq j \leq n$;
- 9 CP obtains (A_1, \dots, A_n) by using permutation π_i^{-1} ;
- 10 Refresh $(\llbracket W_1 \rrbracket_{pk_\sigma}, \dots, \llbracket W_n \rrbracket_{pk_\sigma})$ in S by computing $\llbracket W_j \rrbracket_{pk_\sigma} \leftarrow \text{SMD}(\llbracket W_j \rrbracket_{pk_\sigma}, A_j)$, $1 \leq j \leq n$;
- 11 **Return** $\llbracket \mathcal{ETP}_{Min} \rrbracket_{pk_\sigma}$.

A. Security of Subprotocols

Theorem 1. TPT is secure against semi-honest (non-colluding) attackers $\mathcal{A} = (\mathcal{A}_{D_1}, \mathcal{A}_{S_1}, \mathcal{A}_{S_2})$ and the adversary \mathcal{A}^* defined in the attack model.

Proof. All data calculated in TPT are encrypted using PCTD encryption, and not decrypted by CP or CSP in the processing process. Due to the security of PCTD in [14], TPT is secure against attackers $\mathcal{A}, \mathcal{A}^*$. \square

Theorem 2. SSM is secure against semi-honest (non-colluding) attackers $\mathcal{A} = (\mathcal{A}_{D_1}, \mathcal{A}_{S_1}, \mathcal{A}_{S_2})$ and the adversary \mathcal{A}^* defined in the attack model.

Proof. SSM calls SRC, SMD, SLT, SGT and SET as subprotocol, which are proved secure in [15]–[17]. All data calculated in SSM are encrypted using PCTD. Thus, SSM is secure against the attackers $\mathcal{A}, \mathcal{A}^*$. \square

Theorem 3. TPW is secure against semi-honest (non-colluding) attackers $\mathcal{A} = (\mathcal{A}_{D_1}, \mathcal{A}_{S_1}, \mathcal{A}_{S_2})$ and the adversary \mathcal{A}^* defined in the attack model.

Proof. TPW calls SSM, SET, SAD and SMD as subprotocol, which are proved in the above theorems and [15], [16]. All data calculated in TPW are encrypted using PCTD. Thus, TPW is secure against attackers $\mathcal{A}, \mathcal{A}^*$. \square

Theorem 4. SMin is secure against semi-honest (non-colluding) attackers $\mathcal{A} = (\mathcal{A}_{D_1}, \mathcal{A}_{S_1}, \mathcal{A}_{S_2})$ and the adversary \mathcal{A}^* defined in the attack model.

Proof. Please see supplemental materials D-1.

Theorem 5. SMin _{n} is secure against semi-honest (non-colluding) attackers $\mathcal{A} = (\mathcal{A}_{D_1}, \mathcal{A}_{S_1}, \mathcal{A}_{S_2})$ and the adversary \mathcal{A}^* defined in the attack model.

Proof. SMin _{n} protocol calls SMin as subprotocol, which is proved secure in Theorem 4. Thus, SMin _{n} is also secure against attackers $\mathcal{A}, \mathcal{A}^*$. \square

Theorem 6. *BPS- k is secure against (non-colluding) attackers $\mathcal{A} = (\mathcal{A}_{D1}, \mathcal{A}_{S1}, \mathcal{A}_{S2})$ and the adversary \mathcal{A}^* defined in the attack model.*

Proof. Please see supplemental materials D-2.

B. Security of P-Med Framework

Here, we utilize the attack model to demonstrate that P-Med can resist the adversary \mathcal{A}^* . 1) If \mathcal{A}^* eavesdrops on the transmission between the hospital and CP, and on the transmission between the challenge patient and CP, all data transmitted in these two links are obtained by \mathcal{A}^* , which includes encrypted NFA-based medical model, encrypted illness states and encrypted treatment result. Moreover, the intermediate calculated ciphertext (obtained by executing SSM, TPW, SMin, SMin_n and BPS- k protocols) that are transmitted between CP and CSP can also be eavesdropped by \mathcal{A}^* . However, since these data are encrypted by PCTD before transmission, \mathcal{A}^* cannot derive the medical model without knowing hospital's secret key nor decrypt challenge patient's ciphertext without knowing the challenge patient's secret key. 2-3) Assume \mathcal{A}^* compromise CP (or CSP) to obtain the partial strong private key λ_1 (or λ_2), but \mathcal{A}^* cannot compromise CP and CSP concurrently. \mathcal{A}^* could not get the strong secret key λ since it is randomly split into two parts using SKeyS algorithm of PCTD. Even when CSP is compromised and the intermediate result in the protocols of P-Med are obtained, \mathcal{A}^* cannot get any useful information since the "blinding" method [22] is applied to conceal the plaintext: a random number is added to or multiplied with the plaintext before transmitted to CSP. 4) If \mathcal{A}^* obtains the secret keys of the patients (except the challenge patient), \mathcal{A}^* cannot decrypt the challenge patient's ciphertext since the secret keys of different patients are irrelevant.

C. Design Goal Analysis

P-Med has achieved the design goals that are proposed in Section III-C, which is analyzed below.

Medical Model and Data Confidentiality. According to Section VII-B, although an adversary \mathcal{A}^* eavesdrops all communications, \mathcal{A}^* still can not obtain the medical model and patient's medical data, which guarantees the confidentiality.

Treatment Recommendation Confidentiality. According to Section VII-B, although an attacker \mathcal{A}^* compromises CP or CSP, \mathcal{A}^* still can not get: the illness state match result in SSM/TPW, the state transitions process in TPT/TPW, the treatment procedure weights in TPW/SMin/SMin_n/BPS- k and the treatment recommendation result in BPS- k .

Soundness. P-Med realizes completeness for finding out all the match treatment procedures since all the procedures are traversed in TPT, weighted in TPW and ranked in BPS- k . P-Med is correct to return the top- k best procedures, which is guaranteed by the correctness of BPS- k and analyzed in supplemental material C-5.

VIII. SECURE ERROR-TOLERANT GENE MATCHING BASED ON NFA

DFA and NFA can be leveraged as the modeling tool for many other applications: pattern matching [27], search on

genome [10], [28], internet protocol parsing [29], deep packet inspection [30], [32], regular expressions search [31], [32], etc. Here, we focus on privacy-preserving NFA based error-tolerant gene matching (P-Gene).

Human Desoxyribo-Nucleic Acid (DNA) is a double helix structured molecule to carry genetic instructions for growth and development. Since genes may mutate and cause disease, DNA diagnosis is an exciting new frontier to discover predisposition to various diseases for medical diagnosis. However, the disclosure of patient's DNA may pose significant risks to individual privacy, and incur genome-based discrimination. Due to business or safety concerns (such as bio-terrorism), the exact DNA pattern of pathogene should also be kept confidential for healthcare providers. Therefore, the privacy of both sides should be kept rigorously. In this section, we leverage Ukkonen NFA model to construct a privacy-preserving error-tolerant gene matching scheme for mutant gene detection or virus genome detection.

The Ukkonen NFA [28], [33] is a type of NFA arranged in grid, where each row i denotes the number of errors tolerated. Suppose an Ukkonen NFA contains $(\mu + 1) \times (m + 1)$ states, where μ is the error-tolerance degree and m is the number of symbols contained in a pattern. We represent the state at row i and column j as $q_{i,j}$, where $0 \leq i \leq \mu$ and $0 \leq j \leq m$. The state $q_{0,0}$ is the initial state, and the states in the rightmost column are accepting states, i.e., $\mathcal{F} = (q_{0,m}, \dots, q_{\mu,m})$. The arrows labeled as Σ represent transitions induced by any symbol in Σ . The transitions in Ukkonen NFA are categorized into the following types.

- Horizontal arrows from $q_{i,j}$ to $q_{i,j+1}$ denote matching a symbol in the pattern, which are called h -trans (horizontal transitions).
- Vertical arrows from $q_{i,j}$ to $q_{i+1,j}$ denote inserting a symbol in the pattern, which are called v -trans (vertical transitions).
- Solid diagonal arrows from $q_{i,j}$ to $q_{i+1,j+1}$ denote replacing a symbol in the pattern by an element from Σ , which are called Σ - d -trans (Σ induced diagonal transitions).
- Dashed diagonal arrows from $q_{i,j}$ to $q_{i+1,j+1}$ denote deleting a symbol in the pattern, which are called ε - d -trans (ε induced diagonal transitions).
- The Σ - d -trans and ε - d -trans are called d -trans (diagonal transitions), which can be induced by any symbol in Σ or ε . The d -trans can always be triggered with or without symbol input, which is a unconditional transition.

In humans, factor VIII (an essential blood-clotting protein) is encoded by the F8 gene, and defects in F8 gene result in hemophilia A (a recessive X-linked coagulation disorder). According to NCBI database⁷, human F8 gene sequence contains "GCT TAG TGC TGA GCA CAT CCA GTG GGT AAA GTT CCT TAA AAT GCT CTG CAA AGA AAT ...". We take the first 9 nucleobases "GCT TAG TGC" in F8 gene as a DNA pattern to construct its error tolerant Ukkonen NFA

⁷NCBI: National Center for Biotechnology Information of U.S.
NCBI reference sequence of F8 gene: NM_000132.3.
https://www.ncbi.nlm.nih.gov/nucore/NM_000132.

model in Fig. 9, where the symbol set $\Sigma = \{A, C, G, T\}$ and the error-tolerance degree $\mu = 2$.

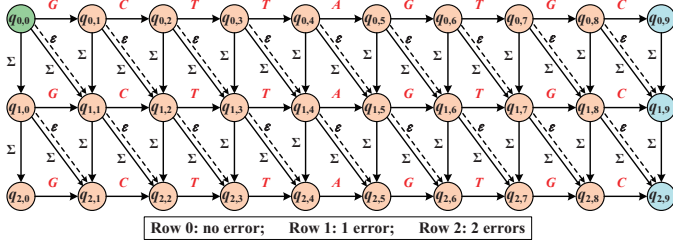


Fig. 9: Ukkonen DFA of F8 Gene Sequence Fragment

Suppose the DNA pattern is $\Psi = \{\psi_1, \dots, \psi_m\}$ and its error tolerant model is represented by Ukkonen NFA, and the searched symbol sequence is $\Phi = \{\phi_1, \dots, \phi_n\}$. If $q_{i,m}$ is the accepted state in the matching algorithm, it indicates that the Hamming distance (edit distance) between Ψ and Φ is i . To construct a privacy-preserving error-tolerant gene matching protocol (P-Gene) based on Ukkonen NFA, we define an encrypted transition matrix \mathbb{E} to represent the state transition diagram. The element $E_{q_{i,j} \rightarrow q_{i',j'}} = \llbracket e_{q_{i,j} \rightarrow q_{i',j'}} \rrbracket_{pk_A}$ in \mathbb{E} denotes the state transition between $q_{i,j}$ and $q_{i',j'}$, which is assigned different values in diverse situations (shown in the following equation).

$$e_{q_{i,j} \rightarrow q_{i',j'}} = \begin{cases} \psi_{j'}, & \text{if } (i' = i) \& (j' = j + 1), \\ 0, & \text{if } (i' = i + 1) \& (j' = j \text{ or } j + 1), \\ 1, & \text{otherwise.} \end{cases}$$

- It equals $\llbracket \psi_i \rrbracket_{pk_A}$ for the h -trans ($q_{i,j} \rightarrow q_{i,j+1}$), which indicates the symbol ψ_i induced the transition.
- It equals $\llbracket 0 \rrbracket_{pk_A}$ for the v -trans ($q_{i,j} \rightarrow q_{i+1,j}$) and the d -trans ($q_{i,j} \rightarrow q_{i+1,j+1}$).
- It equals $\llbracket 1 \rrbracket_{pk_A}$ for the other situations, which indicates no transition is possible.

To record the state transition induced by a sequence of symbols, we define an encrypted active state matrix

$$\mathbb{S} = \{S_{i,j} = \llbracket s_{i,j} \rrbracket_{pk_\sigma} \mid 0 \leq i \leq \mu, 0 \leq j \leq m\}.$$

The element $S_{i,j}$ equals $\llbracket 0 \rrbracket_{pk_\sigma}$ indicating that the state $q_{i,j}$ is activated; otherwise, it equals $\llbracket 1 \rrbracket_{pk_\sigma}$.

The secure error-resistant DNA match protocol is proposed in Algorithm 5. The input includes encrypted DNA pattern $\llbracket \Psi \rrbracket_{pk_A} = (\llbracket \psi_1 \rrbracket_{pk_A}, \dots, \llbracket \psi_m \rrbracket_{pk_A})$, encrypted DNA sequence $\llbracket \Phi \rrbracket_{pk_B} = (\llbracket \phi_1 \rrbracket_{pk_B}, \dots, \llbracket \phi_n \rrbracket_{pk_B})$, encrypted transition matrix \mathbb{E} (constructed from $\llbracket \Psi \rrbracket_{pk_A}$) and encrypted active state matrix \mathbb{S} , where the elements in \mathbb{S} are initialized to be $\llbracket 0 \rrbracket_{pk_\sigma}$ (for $S_{0,0}$) and $\llbracket 1 \rrbracket_{pk_\sigma}$ (otherwise). The protocol outputs $\llbracket \mathcal{F}_S \rrbracket_{pk_\sigma} = (S_{0,m}, \dots, S_{\mu,m})$, which are the encrypted activation states of $\mathcal{F} = (q_{0,m}, \dots, q_{\mu,m})$. If $s_{i,m} = 0$ for some accept state $q_{i,m} \in \mathcal{F}$ ($0 \leq i \leq \mu$), it indicates $\llbracket \Phi \rrbracket_{pk_B}$ is accepted by the model.

Each encrypted symbol $\llbracket \phi_k \rrbracket_{pk_B}$ ($1 \leq k \leq n$) in DNA sequence $\llbracket \Phi \rrbracket_{pk_B}$ may induce the state transition and activation (in line 1) in the following ways.

- For row $i = 0$ and column $j = 1 \dots m$, the state $q_{0,j}$ is activated (i.e., $s_{0,j} = 0$) if $(s_{0,j-1} = 0) \& (\phi_k = \psi_j)$, which is executed in line 2-4.
- For row $i = 1, \dots, \mu$ and column $j = 1 \dots m$, the state $q_{i,j}$ is activated (i.e., $s_{i,j} = 0$) if $s_{i-1,j-1} = 0$ or $s_{i-1,j} = 0$ or $(s_{i,j-1} = 0) \& (\phi_k = \psi_j)$, which is calculated in line 5-11.

Algorithm 5: PRIVACY-PRESERVING ERROR-RESISTANT GENE MATCH PROTOCOL (P-GENE)

Input: DNA pattern $\llbracket \Psi \rrbracket_{pk_A} = (\llbracket \psi_1 \rrbracket_{pk_A}, \dots, \llbracket \psi_m \rrbracket_{pk_A})$, DNA sequence $\llbracket \Phi \rrbracket_{pk_B} = (\llbracket \phi_1 \rrbracket_{pk_B}, \dots, \llbracket \phi_n \rrbracket_{pk_B})$, transition matrix \mathbb{E} , active state matrix \mathbb{S} .

Output: $\llbracket \mathcal{F}_S \rrbracket_{pk_\sigma}$.

```

1 for  $k = 1$  to  $n$  do
2   for  $j = 1$  to  $m$  do
3      $B_0 \leftarrow \text{SUT}(\phi_k, E_{q_{0,j-1} \rightarrow q_{0,j}})$ ;
4      $S_{0,j} \leftarrow \text{SAD}(S_{0,j-1}, B_0)$ ;
5   for  $i = 1$  to  $\mu$  do
6     for  $j = 1$  to  $m$  do
7        $B_0 \leftarrow \text{SUT}(\phi_k, E_{q_{i,j-1} \rightarrow q_{i,j}})$ ;
8        $B_1 \leftarrow \text{SAD}(S_{i,j-1}, B_0)$ ;
9        $B_2 \leftarrow \text{SMD}(S_{i-1,j-1}, S_{i-1,j})$ ;
10       $B_3 \leftarrow \text{SMD}(S_{i,j-1}, B_2)$ ;
11       $S_{i,j} \leftarrow \text{SMD}(B_1, B_3)$ ;
12 Set  $\llbracket \mathcal{F}_S \rrbracket_{pk_\sigma} = (S_{0,m}, \dots, S_{\mu,m})$ ;
13 Return  $\llbracket \mathcal{F}_S \rrbracket_{pk_\sigma}$ .
```

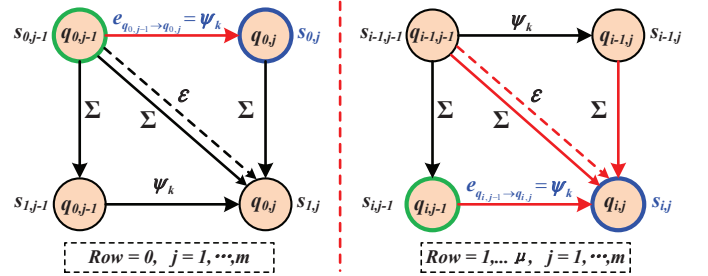


Fig. 10: Illustration of Gene Match Protocol

Figure 10 illustrates the state activation process for the two conditions. In P-Gene, the secure unequal test protocol $\text{SUT}(\llbracket X \rrbracket_{pk_A}, \llbracket Y \rrbracket_{pk_B})$ equals $\llbracket 1 \rrbracket_{pk_\sigma}$ for $X \neq Y$, and equals $\llbracket 0 \rrbracket_{pk_\sigma}$ for $X = Y$.

In Fig. 11, we take DNA pattern $\Psi = (G, C, T)$ to construct the Ukkonen DFA model with $\mu = 2$. The DNA sequence for testing is $\Phi = (G, \textcolor{red}{G}, C, \textcolor{red}{A}, T)$, which has two errors compared with Ψ . The steps in Fig. 11 show the activation process of states induced by inputting the symbols ϕ_k ($1 \leq k \leq n$) in Φ . The red circles indicate the activated states in current step, and the purple circles indicate the activated states in the last steps. The red arrows represent the effective activated transitions induced by the sequence $\Phi = (G, \textcolor{red}{G}, C, \textcolor{red}{A}, T)$.

IX. PERFORMANCE ANALYSIS

This subsection presents the experiment and theoretical analysis of the performance of P-Med. A comparison is made among P-Med and other related schemes. The P-Gene protocol is tested using real dataset in Section IX-A.

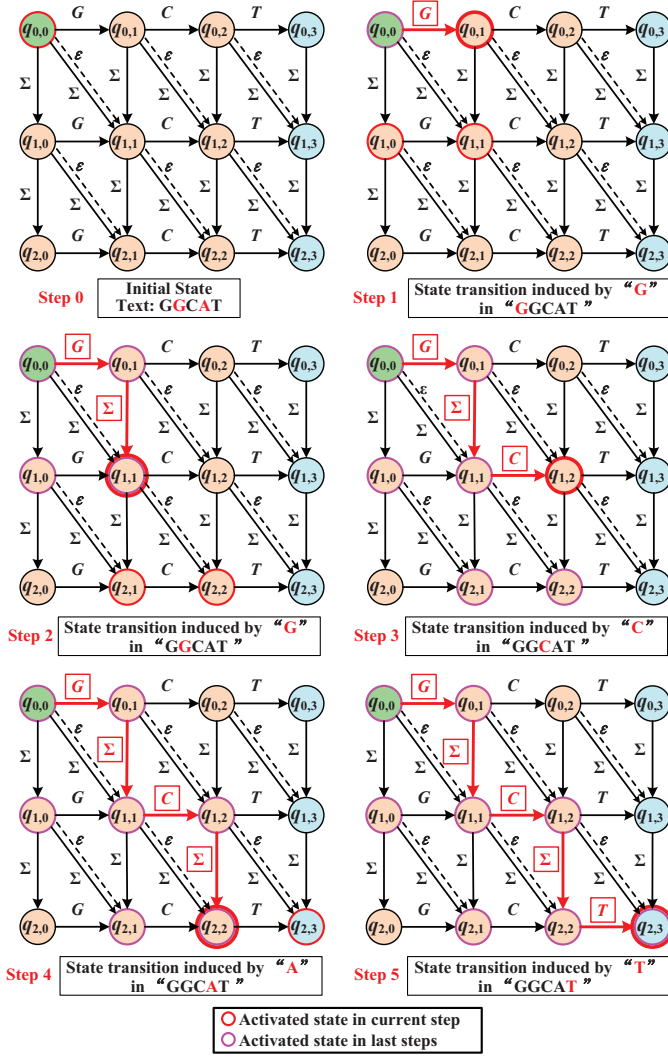


Fig. 11: State Transition for Gene Matching

A. Experiment Analysis

We evaluate the impact factors of the performance of P-Med on a PC with Intel(R) Core(TM) i9-7920X CPU@2.9GHz, 32 GB RAM, and a custom simulator built in Java. To achieve 80-bit security level [23], it is necessary to choose the parameter $\mathcal{L}(N) = 1024$. In the programming, thread pool technology is utilized to optimize the parallel operation.

The performance of TPT is irrelevant with the bit length of the crypto parameter N , since the encrypted illness states and treatment methods are simply deemed as vertexes and edges in a graphically represented medical model $\llbracket M \rrbracket_{pk_A}$, respectively. Due to that TPT is independently executed by CP, there is no communication overhead in TPT. There are three factors that impact the computation overhead of TPT, namely: 1) the complexity of the NFA-based medical model $\llbracket M \rrbracket_{pk_A}$, 2) the maximum visit time $MVisit$, and 3) the maximum illness state number $MState$.

The complexity of the medical model can be measured by the parameters in the NFA-based graph of $\llbracket M \rrbracket_{pk_A}$, i.e., the total number of the vertexes ($VertNum$), the number of ac-

TABLE III: Performance of TPT

VertNum	$MVisit$	$MState$	Time (ms)
10	1	10	0.036
	2	10	0.046
	3	10	0.064
20	1	20	0.132
	2	20	0.823
	3	20	2.543
30	1	30	0.649
	2	30	23.324
	3	30	114.008
40	1	40	7.328
	2	40	4,857
	3	40	33,844
50	1	50	16.433
	2	50	19,783
	3	50	226,898

TABLE IV: Performance of SMin ($\mathcal{L}(N) = 1024$)

$MState$	Computation (s)	Communication (MB)
10	4.418	0.363
20	8.866	0.721
30	14.267	1.079
40	19.276	1.437
50	23.347	1.795

cept states, indegree and outdegree of each vertex, the number of loops and self-loops. Table III shows the performance of TPT, where the computation cost increases with $VertNum$, $MVisit$, $MState$. In the test, we randomly generate 1000 medical model graphs for each pair of parameters to get the average TPT execution time, where each generated graph has one initial state, two accept states, two indegrees and two outdegrees for each vertex, two loops and two self-loops. According to the experimental test, it consumes 226,898 ms (≈ 3.782 minutes) to traverse all the treatment procedures when the medical model contains 50 vertexes (i.e. illness states). Since TPT is executed only once by CP and the result is stored in the cloud, the computation cost is appropriate for real application.

The computation and communication costs of SSM, TPW, SMin, SMin_n and BPS_k increase with $\mathcal{L}(N)$, due to that PCTD needs more time (and space) to calculate on (and store) the encrypted data. Fig. 12(a)-12(b) show the performance of SSM, TPW, SMin with $MState = 10$, $m = 3$, $n = 1$. When $\mathcal{L}(N) = 1024$, it takes 2.343/42.427/4.418 seconds (0.104/2.503/0.363 MB) to run SSM, TPW, SMin. Fig. 12(c)-12(d) show that the performance of TPW also increases with m and the average illness state number $\mathcal{AVG}(\mathcal{TP})$ of TP, where $\mathcal{AVG}(\mathcal{TP}) = (\sum_{i=1}^n \theta_{\tau_i})/n$ and θ_{τ_i} is the illness states number in \mathcal{TP}_i . It costs 7.461 minutes (27.201 MB) for TPW to calculate a treatment procedure weight when $\mathcal{AVG}(\mathcal{TP}) = 50$, $m = 5$ and $\mathcal{L}(N) = 1024$. The performance of SMin (Table IV) increases with $MState$, and it costs 23.347 seconds (1.795 MB) to run SMin when $MState = 50$, $\mathcal{L}(N) = 1024$. From Fig. 12(e)-12(h), we observe that the performance of SMin_n and BPS_k increases with n and $MState$. When $n = 100$, $MState = 50$, $\mathcal{L}(N) = 1024$, it takes 19.018/21.531 minutes

(177.625/178.266 MB) to run $SMin_n/BPS_k$.

In the analysis, we test on diverse medical models with $n = 40, 60, 80, 100$. Since the performance of P-Med increases with m and $AVG(TP)$, we select $AVG(TP) = 10, 20, 30, 40, 50$ and $m = 1, 2, 3, 4, 5$ to evaluate P-Med for each medical model, respectively. Fig. 12(i)-Fig. 12(j) show the computation/communication cost of P-Med ($n = 100$), and it takes 33.689 minutes (2898 MB) to get the encrypted best treatment procedure in P-Med when $AVG(TP) = 50, m = 5$.

Then, we utilize the F8 gene sequence in NCBI database to test the performance of P-Gene protocol, and the computation/communication overheads are shown in Fig. 12(k)-12(l). Suppose a Ukkonen NFA model is constructed from a DNA pattern with length m and error-tolerant degree μ . The length n of DNA sequence that can be accepted by this model should be in the range $m - \mu \leq n \leq m + \mu$. It is obvious that the cost of P-Gene is affected by m, n and μ . In the experiment, we set $(m, \mu) \in \{(10, 2), (20, 4), (30, 6), (40, 8), (50, 10)\}$, and select $n \in \{m - \mu, m, m + \mu\}$ for diverse values of (m, μ) . For $m = 50$ and $\mu = 10$, the experiment result shows that it takes 35.197/43.996/52.795 minutes (424.619/543.274/651.929 MB) to get the error-tolerant DNA matching result when $n = 40, 50, 60$, respectively. The detailed experiment data of Fig. 12 is given in Table VI-X in supplemental materials E.

B. Theoretical Analysis

Computation Overhead: Assume that one exponentiation calculation with an exponent of length $\mathcal{L}(N)$ requires approximately $1.5\mathcal{L}(N)$ multiplication calculations [24] (e.g. the computation of g^a with $\mathcal{L}(a) = \mathcal{L}(N)$ requires $1.5\mathcal{L}(N)$ multiplications, and denoted as $1.5\mathcal{L}(N)$ muls). Compared with exponentiation calculation, the computation overhead of addition and multiplication are negligible. In PCTD, the operations Enc, WDec, SDec, PD1, PD2 and CR need $4.5\mathcal{L}(N)$, $1.5\mathcal{L}(N)$, $1.5\mathcal{L}(N)$, $4.5\mathcal{L}(N)$, $4.5\mathcal{L}(N)$ and $3\mathcal{L}(N)$ muls, respectively. An exponentiation computation with a PCTD ciphertext as base number and an exponent of length $\mathcal{L}(N)$ is approximately $3\mathcal{L}(N)$ muls. Basic protocols SAD, SMD, SGE, SLE, SLT, SGT, SET and SRC need $48\mathcal{L}(N)$, $85.5\mathcal{L}(N)$, $36\mathcal{L}(N)$, $36\mathcal{L}(N)$, $36\mathcal{L}(N)$, $36\mathcal{L}(N)$, $57\mathcal{L}(N)$ and $157.5\mathcal{L}(N)$ muls, respectively. In P-Med, the computation overhead of TPT is influenced by the complexity of the medical model and the parameters $MVisit$, $MState$, which is irrelevant with the exponent operation and bit length of N . SSM needs $\mathcal{O}(\mathcal{L}(N))$ muls and most of the computations can be concurrently calculated in practice. It takes $\mathcal{O}(n \cdot AVG(TP) \cdot \mathcal{L}(N))$ muls to run TPW, $\mathcal{O}(MState \cdot \mathcal{L}(N))$ muls to run $SMin$, $\mathcal{O}(MState \cdot \lceil \log_2 n \rceil \cdot \mathcal{L}(N))$ muls to run $SMin_n$, and $\mathcal{O}(MState \cdot \lceil \log_2 n \rceil \cdot k \cdot \mathcal{L}(N))$ muls to run $BPS-k$. Finally, it takes $\mathcal{O}((n \cdot AVG(TP) + MState \cdot \lceil \log_2 n \rceil \cdot k) \cdot \mathcal{L}(N))$ muls for P-Med to select the top- k best treatment procedures.

Communication Overhead: In PCTD, the transmission overhead of a ciphertext $[m]_{pk}$ and partial decrypted ciphertext $C_1^{(1)}$ are $4\mathcal{L}(N)$ and $2\mathcal{L}(N)$ bits, respectively. Basic protocols SAD, SMD, SGE, SLE, SLT, SGT, SET and SRC cost $16\mathcal{L}(N)$, $36\mathcal{L}(N)$, $10\mathcal{L}(N)$, $10\mathcal{L}(N)$, $10\mathcal{L}(N)$, $10\mathcal{L}(N)$, $20\mathcal{L}(N)$ and $56\mathcal{L}(N)$ bits, respectively. In P-Med, it costs

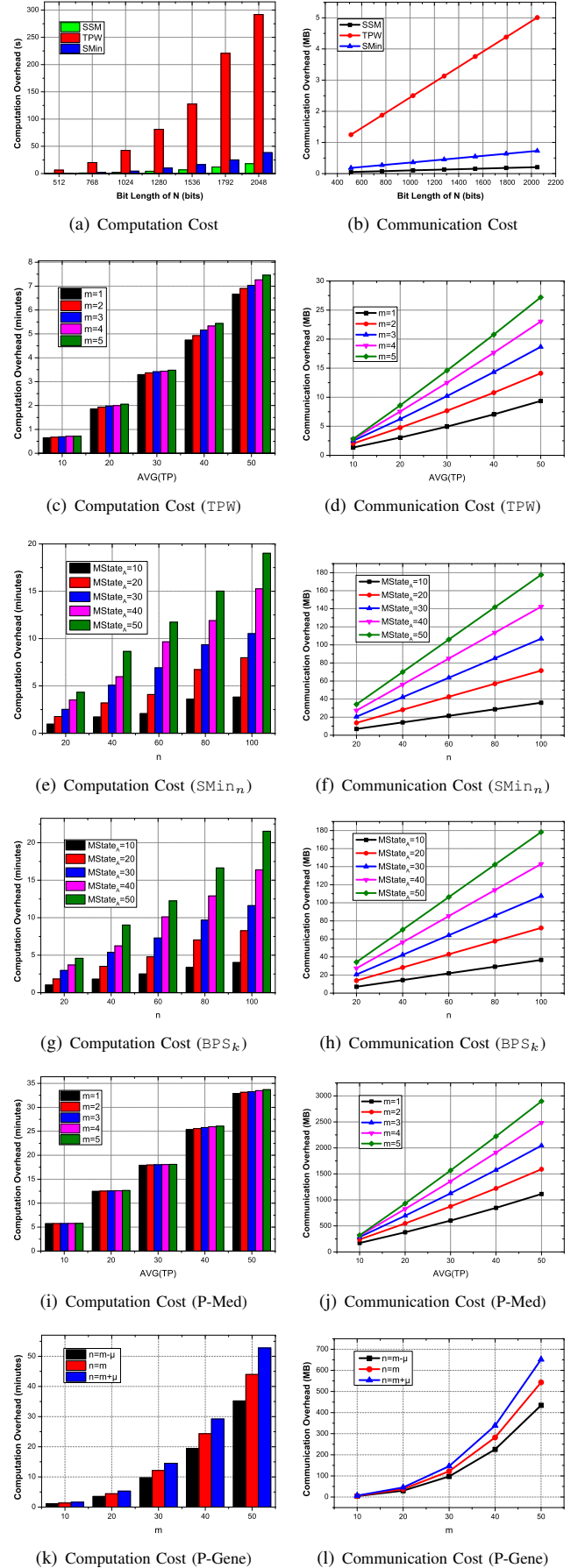


Fig. 12: Evaluation of P-Med and P-Gene

$\mathcal{O}(n \cdot \text{AVG}(\text{TP}) \cdot \mathcal{L}(N))$ bits to run TPW, $\mathcal{O}(M\text{State} \cdot \mathcal{L}(N))$ bits to run SMin, $\mathcal{O}(M\text{State} \cdot \lceil \log_2 n \rceil \cdot \mathcal{L}(N))$ bits to run SMin_n, and $\mathcal{O}(M\text{State} \cdot \lceil \log_2 n \rceil \cdot k \cdot \mathcal{L}(N))$ bits to run BPS- k . Finally, it takes $\mathcal{O}((n \cdot \text{AVG}(\text{TP}) + M\text{State} \cdot \lceil \log_2 n \rceil \cdot k) \cdot \mathcal{L}(N))$ bits for P-Med to select the top- k best treatment procedures.

C. Comparative Analysis

A comparison (Table V) is made among P-Med and finite automata based diagnosis schemes [10], [25], IoT based diagnosis schemes [2], [4] and machine learning (ML) based diagnosis schemes [34], [35], [37]. DFA is used in scheme [25] to make medical diagnosis without privacy protection, while the scheme in [10] and P-Med are constructed based on NFA using homomorphic encryption. In [10], NFA describes the linear structured DNA string and leaks the input symbol type in the test algorithm; in P-Med, NFA describes a complex nonlinear cyclic/acyclic medical model and information leakage is avoided. The IoT-based disease diagnosis systems in [2], [4] do not have any security protection.

TABLE V: Comparison

	P-Med	[25]	[10]	[2]	[4]	[34]	[35]	[37]
F1	✓	✓	✓	×	×	×	×	×
F2	✓	×	×	✓	✓	×	×	×
F3	✓	N.A.	N.A.	✓	✓	×	×	✓
F4	✓	N.A.	N.A.	✓	✓	×	✓	×
F5	✓	×	✓	×	×	✓	✓	✓
F6	✓	×	×	×	×	×	×	✓
F7	✓	×	×	×	×	×	×	×
F8	✓	×	×	×	×	×	×	×
F9	✓	×	×	×	×	×	×	×
F10	✓	×	×	×	×	×	×	×

F1: finite automata based model F2: IoT-based diagnosis

F3: single communication round (user & server)

F4: patient independent query F5: privacy preserving

F6: strong security level F7: avoid information leakage

F8: treatment recommendation F9: top- k best treatment ranking

F10: authorization mechanism

The schemes in [34], [35], [37] requires a large medical dataset to train the classifier using machine learning algorithm, and the trained classifier makes decisions using disease prediction algorithm. The design conception of P-Med is quite different from the schemes in [34], [35], [37]: P-Med makes use of medical model (designed by the hospital) and patient's successive illness states to realize diagnosis and treatment. The schemes in [34] and [35] does not realize strong security level since they leak the parameters of the classifier to the server to enable online diagnosis. In addition, [34] and [35] require multiple rounds of communications between patient and cloud in the disease prediction algorithm. The patients in [34], [37] cannot independently query the diagnosis service, and the hospital is a necessary bridge. In P-Med, the patient could independently issue a medical query and the interaction between patient and CP is a single round.

Furthermore, all the compared schemes [2], [4], [10], [25], [34], [35], [37] leak the diagnosis result or intermediate result to the cloud server. On the contrary, P-Med keeps the intermediate calculation result and treatment recommendation

secret, and the servers can not distinguish the result comes from which treatment procedure in the selection algorithm.

Although machine learning-based models have great potential for improving healthcare quality, machine learning algorithms usually operate as black boxes, and it is not clear how do they make predictions. The patients and doctors are reluctant to trust a system as a black box. On the contrary, DFA/NFA based treatment models are derived from clinical practice guidelines, which is an explainable method to convince professional medical workers.

On the other hand, machine learning-based privacy-preserving systems train the parameters of the model using forward/backward propagation algorithms. The parameters are repeatedly calculated in the training process, which results in the accuracy decrease. For instance, the scheme in [39] designed a privacy-preserving deep neural network for medical image denoising. The peak signal to noise ratio (PSNR) of the security scheme is 0.25-0.27 dB lower than the plaintext method. A privacy-preserving single/multiple layers neural network system was constructed in [38] for clinical decision. Since [38] utilizes a piecewise polynomial function to fit the nonlinear activation function for neural networks, the performance analysis in [38] shows that the error rate increases 0.2% compared with the plaintext algorithm. Different from these ML-based schemes, the DFA/NFA based treatment models do not involve parameter training process nor nonlinear activation functions. Therefore, the accuracy of the encrypted-domain is the same as for the plaintext-domain in P-Med. It is a promising research topic to integrate the advantages of DFA/NFA based medical model and machine learning to make the clinical decision process interpretable and more accurate.

X. RELATED WORK

A cloud and IoT based disease diagnosis framework is proposed in [2] to analyze the data generated by medical IoT devices and predict the potential disease with its level of severity. Fuzzy rule based neural classifier is utilized in [4] to construct a cloud and IoT based mobile healthcare application for monitoring and diagnosing the diseases. A real-time patient-centric application is constructed in [7] to assist the treatment of post-discharge patient by a discrete-event dynamic system. A clinical decision support system is designed in [9] to manage the treatment of patients with gestational diabetes, which makes use of finite automata to determine the patient's metabolic condition and generate therapy adjustment recommendations. These schemes realize online diagnosis and treatment based on plaintext medical data, where privacy preserving mechanism is not provided.

The privacy concerns should essentially be considered to prevent the probable disclosure of the sensitive medical data and diagnosis/treatment result. Yang et al. [26] put forth a lightweight traceable scheme for securely sharing electronic health records, which protects the privacy of medical data. The machine learning methods are introduced in secure medical analytic and diagnosis. A support vector machine and Paillier homomorphic encryption based clinical decision support system was designed in [34], which requires multiple rounds of

interaction between the server and clinician in the diagnosis. A privacy-preserving online medical pre-diagnosis framework was suggested in [35] based on nonlinear kernel support vector machine, which utilizes multi-party random masking and polynomial aggregation techniques. Lin et al. [36] utilized historical medical data of patients to train recurrent neural networks (RNN), and the trained RNN model made predictive diagnosis decisions. The scheme proposed in [36] leverages Paillier homomorphic encryption to train the healthcare model, and bilinear pairing techniques to authenticate message. Zhang et al. [37] presented a privacy-preserving disease prediction system based on single-layer perceptron learning and random matrices algorithm, which includes disease learning phase and prediction phase. A privacy-preserving multiple-layer neural network was designed in [38] to support clinical decision, and a secure piecewise polynomial calculation protocol was proposed to fit the non-linear activation function. The deep neural network (DNN) model was introduced to healthcare to construct a secure image denoising system [39], which bridges lightweight additive secret sharing and garbled circuits to execute the multi-party computation. Liang et al. [40] was suggested a privacy-preserving decision tree classification scheme to provide online diagnosis service. It transforms the outsourced decision tree classification issue to encrypted data retrieval problem, such that searchable encryption can be utilized to search on a set of decision paths. A secure reinforcement learning system was proposed in [41] to enable privacy-preserving dynamic treatment decision making, which was constructed based on additive homomorphic encryption primitive.

Personalized medicine [42] may analyze the DNA information of the patient to make diagnosis and treatment decisions. Blanton et al. [43] constructed a privacy-preserving outsourced error-resilient DNA search scheme via oblivious evaluation of finite automata, where the genetic test pattern is represented as a finite automata and the DNA sequence is deemed as the input. During the test process, both the pattern and DNA sequence are kept secret. Keshri et al. [44] presented an automated method of Epileptic Spike detection in Electroencephalogram (EEG), and the system functionality was modeled with DFA. Lewis et al. [25] combined DFA and knowledge discovery technology in data mining TV-tree to construct a platform to discover epileptiform activity from Electroencephalograms (EEG), which could predict the interictal spikes within noise to be the predictors of the clinical onset of a seizure. Mohassel et al. [45] designed an oblivious DFA evaluation scheme with application to secure DNA pattern matching. Selvakumar et al. [46] utilized DFA to observe the cholesterol metabolism with the accept and reject states and proposed a monitoring procedure based on DFA, which is used to enhance the diagnostic procedures and conventional treatment in cholesterol metabolic disorders. Sasakawa et al. [10] suggested an oblivious evaluation method of NFA based on homomorphic encryption with secure circuit evaluation method, which is applicable to privacy-preserving virus genome detection. However, the solution requires multiple communication rounds between NFA holder and genome data holder.

XI. CONCLUSION

In this paper, we proposed a secure medical diagnosis and treatment framework named as P-Med that can be used to recommend therapy methods to the patients according to their illness states. The medical model in P-Med is constructed based on NFA, encrypted and outsourced to cloud. The patient submits successive several days of encrypted mIoT data to issue a query and get the top- k best treatment recommendations using secure selection algorithm. A secure illness state match protocol is also designed in P-Med to achieve quantitative secure comparison between the state in medical model and patient's illness state that are monitored by mIoT. Moreover, secure NFA evaluation method in P-Med reduces the interaction between cloud and patient to a single round. Finally, we evaluate the security and performance of P-Med.

ACKNOWLEDGEMENT

This work is supported by National Natural Science Foundation of China (61872091, 61932011); Singapore National Research Foundation under the National Satellite of Excellence in Mobile Systems Security and Cloud Security (NRF2018NCR-NSOE004-0001), AXA Research Fund; State Key Laboratory of Integrated Services Networks (Xidian University) (ISN20-17); Guangdong Provincial Key Laboratory of Data Security and Privacy Protection (2017B030301004-13); Fujian Provincial Key Laboratory of Information Processing and Intelligent Control (Minjiang University) (MJUKF-IPIC201908).

REFERENCES

- [1] Young K, Gupta A, Palacios R. Impact of telemedicine in pediatric postoperative care. *Telemedicine and e-Health*. 2018 Dec 5.
- [2] Verma P, Sood S K. Cloud-centric IoT based disease diagnosis healthcare framework[J]. *Journal of Parallel and Distributed Computing*, 2018, 116:27-38.
- [3] Yang Y, Ma M. Conjunctive keyword search with designated tester and timing enabled proxy re-encryption function for e-health clouds. *IEEE Transactions on Information Forensics and Security*. 2015 Dec 17;11(4):746-59.
- [4] Kumar P M, Lokesh S, Varatharajan R, et al. Cloud and IoT based disease prediction and diagnosis system for healthcare using Fuzzy neural classifier[J]. *Future Generation Computer Systems*, 2018, 86: 527-534.
- [5] Sipser M. Introduction to the theory of computation (3rd Edition). Cengage Learning (2013).
- [6] Gambheer H. Design safety verification of medical device models using automata theory[D]. California State University Channel Islands, 2016.
- [7] Alkhalidi F, Alouani A. Systemic design approach to a real-time healthcare monitoring system: reducing unplanned hospital readmissions[J]. *Sensors*, 2018, 18(8): 2531.
- [8] Yang Y, Zheng X, Guo W, Liu X, Chang V. Privacy-preserving fusion of IoT and big data for e-health. *Future Generation Computer Systems*. 2018 Sep 1;86:1437-55.
- [9] Caballero-Ruiz E, et al. A web-based clinical decision support system for gestational diabetes: Automatic diet prescription and detection of insulin needs[J]. *International Journal of Medical Informatics*, 2017, 102: 35-49.
- [10] Sasakawa H, Harada H, Duverle D, et al. Oblivious evaluation of non-deterministic finite automata with application to privacy-preserving virus genome detection[C]. *WPES 2014*:21-30, ACM.
- [11] Yang Y, Zheng X, Liu X, Zhong S, Chang V. Cross-domain dynamic anonymous authenticated group key management with symptom-matching for e-health social system. *Future Generation Computer Systems*. 2018 Jul 1;84:160-76.
- [12] Droste M, Kuich W, Vogler H, editors. *Handbook of weighted automata*. Springer Science & Business Media, 2009, Sep 18.
- [13] Paillier P. Public-key cryptosystems based on composite degree residuosity classes[C]. *Eurocrypt 1999*: 223-238, Springer.

- [14] Bresson E, Catalano D, Pointcheval D. A simple public-key cryptosystem with a double trapdoor decryption mechanism and its applications[C]. ASIACRYPT 2003: 37-54, Springer.
- [15] Yang Y, Liu X, Deng R. Multi-user multi-keyword rank search over encrypted data in arbitrary language[J]. IEEE Transactions on Dependable and Secure Computing, 2017, DOI: 10.1109/TDSC.2017.2787588.
- [16] Liu X, Deng R, Choo K K R, et al. An efficient privacy-preserving outsourced calculation toolkit with multiple keys[J]. IEEE Transactions on Information Forensics and Security, 2016,11(11):2401.
- [17] Yang Y, Liu X, Deng R. Expressive query over outsourced encrypted data[J]. Information Sciences, 2018, 442: 33-53.
- [18] Liu X, Choo R, Deng R, etc. Efficient and privacy-preserving outsourced calculation of rational numbers[J]. IEEE Transactions on Dependable and Secure Computing, 2018,15(1):27-39.
- [19] Do Q, Martini B, Choo K K R, A forensically sound adversary model for mobile devices[J]. PloS one, 2015, 10(9): e0138449.
- [20] Kamara S, Mohassel P, Raykova M. Outsourcing multi-party computation[J]. IACR Cryptology ePrint Archive, 2011: 272.
- [21] Yang Y, Liu X, Deng RH, Weng J. Flexible wildcard searchable encryption system. IEEE Transactions on Services Computing. 2017 Jun 12.
- [22] Peter A, Tews E, Katzenbeisser S. Efficiently outsourcing multiparty computation under multiple keys[J]. IEEE transactions on information forensics and security, 2013, 8(12): 2046-2058.
- [23] E. Barker, W. Barker, W. Burr, W. Polk, and M. Smid, NIST special publication 800-57, NIST Special Publication, 800(57): 1-142.
- [24] Knuth D. E, Art of computer programming (3rd Edition), published by Addison-Wesley Professional, 2014.
- [25] Lewis R A, Shmueli D, White A M. Deterministic finite automata in the detection of eeg spikes and seizures[C]. International Symposium on Intelligent Data Analysis, 2010: 103-113, Springer.
- [26] Yang Y, Liu X, Deng R H, et al. Lightweight sharable and traceable secure mobile health system[J]. IEEE Transactions on Dependable and Secure Computing, 2017, DOI: 10.1109/TDSC.2017.2729556.
- [27] Bremner-Barr A, Hay D, Koral Y. CompactDFA: Scalable pattern matching using longest prefix match solutions[J]. IEEE/Acm Transactions On Networking, 2013, 22(2): 415-428.
- [28] Troncoso-Pastoriza J R, Katzenbeisser S, Celik M. Privacy preserving error resilient DNA searching through oblivious automata[C]//Proceedings of the 14th ACM conference on Computer and communications security. 2007: 519-528.
- [29] Graham R D, Johnson P C. Finite state machine parsing for internet protocols: Faster than you think[C]//2014 IEEE Security and Privacy Workshops. IEEE, 2014: 185-190.
- [30] Liu C, Wu J. Fast deep packet inspection with a dual finite automata[J]. IEEE Transactions on Computers, 2011, 62(2): 310-321.
- [31] Yang Y, Zheng X, Rong C, et al. Efficient Regular Language Search for Secure Cloud Storage[J]. IEEE Transactions on Cloud Computing, 2018.
- [32] Ficara D, Di Pietro A, Giordano S, et al. Differential encoding of DFAs for fast regular expression matching[J]. IEEE/ACM Transactions On Networking, 2010, 19(3): 683-694.
- [33] Ukkonen, Esko. Finding approximate patterns in strings. Journal of algorithms 6.1 (1985): 132-137.
- [34] Rahulamathavan Y, Veluru S, Phan R C, et al. Privacy-preserving clinical decision support system using Gaussian kernel-based classification[J]. IEEE Journal of Biomedical and Health Informatics, 2014, 18(1): 56-66.
- [35] Zhu H, Liu X, Lu R, et al. Efficient and privacy-preserving online medical prediagnosis framework using nonlinear SVM[J]. IEEE Journal of Biomedical and Health Informatics, 2017, 21(3): 838-850.
- [36] Lin J, Niu J, Li H. PCD: A privacy-preserving predictive clinical decision scheme with E-health big data based on RNN. IEEE Conference on Computer Communications Workshops (INFOCOM WKSHPS) 2017 May 1 (pp. 808-813). IEEE.
- [37] Zhang C, Zhu L, Xu C, et al. PPDP: An efficient and privacy-preserving disease prediction scheme in cloud-based e-Healthcare system[J]. Future Generation Computer Systems, 2018, 79: 16-25.
- [38] Liu X, Deng R H, Yang Y, et al. Hybrid privacy-preserving clinical decision support system in fogcloud computing[J]. Future Generation Computer Systems, 2018, 78: 825-837.
- [39] Zheng Y, Duan H, Tang X, Wang C, Zhou J. Denoising in the dark: privacy-preserving deep neural network based image denoising. IEEE Transactions on Dependable and Secure Computing. 2019 Mar 25.
- [40] Liang J, Qin Z, Xiao S, Ou L, Lin X. Efficient and secure decision tree classification for cloud-assisted online diagnosis services. IEEE Transactions on Dependable and Secure Computing. 2019 Jun 14.
- [41] Liu, X., Deng, R., Choo, K. K. R., Yang, Y. Privacy-preserving reinforcement learning design for patient-centric dynamic treatment regimes. IEEE Transactions on Emerging Topics in Computing, 2019.
- [42] Yang Y, Zheng X, Guo W, Liu X, Chang V. Privacy-preserving smart IoT-based healthcare big data storage and self-adaptive access control system. Information Sciences. 2019 Apr 1;479:567-92.
- [43] Blanton M, Aliasgari M. Secure outsourcing of DNA searching via finite automata[C]. IFIP Annual Conference on Data and Applications Security and Privacy, 2010: 49-64, Springer.
- [44] Keshri A K, Sinha R K, Hatwal R, et al. Epileptic spike recognition in electroencephalogram using deterministic finite automata[J]. Journal of Medical Systems, 2009, 33(3): 173-179.
- [45] Mohassel P, Niksefat S, Sadeghian S, et al. An efficient protocol for oblivious DFA evaluation and applications[C]. CT-RSA. Springer, Berlin, Heidelberg, 2012: 398-415.
- [46] Selvakumar R, Muhammad M R, Devi G P. Computational model for monitoring cholesterol metabolism[J]. Systems and Synthetic Biology, 2014, 8(4): 307-311.

SUPPLEMENTAL MATERIAL

A. Basic Primitives

A-1. Paillier Cryptosystem with Threshold Decryption: The Paillier cryptosystem with threshold decryption (PCTD) [13], [14] is the basic primitive in P-Med.

KeyGen: Let κ be the security parameter and p, q be two large prime numbers such that $\mathcal{L}(p) = \mathcal{L}(q) = \kappa$. Let $N = pq$ and $\lambda = \text{lcm}(p-1, q-1)$ ⁸. Define a function $L(x) = \frac{x-1}{N}$ and select a generator g of order $\text{ord}(g) = (p-1)(q-1)/2$. The system public parameter is $PP = (g, N)$. The master secret key of the system is $SK = \lambda$. A user i in the system is assigned a secret key $sk_i \in Z_N$ and a public key $pk_i = g^{sk_i} \bmod N^2$.

Encryption (Enc): On input a plaintext $m \in Z_N$, a user randomly selects $r \in Z_N$ and uses his public key pk_i to encrypt m to ciphertext $\llbracket m \rrbracket_{pk_i} = (C_1, C_2)$, in which $C_1 = pk_i^r(1 + mN) \bmod N^2$ and $C_2 = g^r \bmod N^2$.

Decryption with sk_i (WDec): On input ciphertext $\llbracket m \rrbracket_{pk_i}$ and secret key sk_i , the message can be recovered by computing $m = L(C_1/C_2^{sk_i} \bmod N^2)$.

Decryption with master secret key (SDec): Using master secret key $SK = \lambda$ of the system, any ciphertext $\llbracket m \rrbracket_{pk_i}$ encrypted by any public key can be decrypted by computing $C_1^\lambda = (pk_i^r)^\lambda(1 + mN\lambda) = (1 + mN\lambda) \bmod N^2$. Since $\text{gcd}(\lambda, N) = 1$ holds⁹, we have $m = L(C_1^\lambda \bmod N^2)\lambda^{-1} \bmod N$.

Master secret key splitting (SKeyS): The master secret key $SK = \lambda$ can be randomly split into two parts $SK_1 = \lambda_1$ and $SK_2 = \lambda_2$ such that $\lambda_1 + \lambda_2 \equiv 0 \bmod \lambda$ and $\lambda_1 + \lambda_2 \equiv 1 \bmod N^2$.

Partial Decryption with SK_1 (PD1): On input the ciphertext $\llbracket m \rrbracket_{pk_i} = (C_1, C_2)$, we can use $SK_1 = \lambda_1$ to compute $C_1^{(1)} = (C_1)^{\lambda_1} = (pk_i^r)^{\lambda_1}(1 + mN\lambda_1) \bmod N^2$.

Partial Decryption with SK_2 (PD2): On input $\llbracket m \rrbracket_{pk_i}$ and $C_1^{(1)}$, we can use $SK_2 = \lambda_2$ to compute $C_1^{(2)} = (C_1)^{\lambda_2} = (pk_i^r)^{\lambda_2}(1 + mN\lambda_2) \bmod N^2$. The message can be recovered by computing $m = L(C_1^{(1)} \cdot C_1^{(2)})$.

Ciphertext Refresh (CR): Refresh a ciphertext $\llbracket m \rrbracket_{pk_i} = (C_1, C_2)$ to a new ciphertext $\llbracket m' \rrbracket_{pk_i} = (C'_1, C'_2)$ such that $m = m'$. It select a random $r' \in Z_N$ and calculates $C'_1 = C_1 \cdot (pk_i)^{r'} \bmod N^2$, $C'_2 = C_2 \cdot g^{r'} \bmod N^2$.

It is easy to verify that PCTD is **additive homomorphic** $\llbracket m_1 \rrbracket_{pk_i} \cdot \llbracket m_2 \rrbracket_{pk_i} = \llbracket m_1 + m_2 \rrbracket_{pk_i}$ and **scalar-multiplicative homomorphic** $(\llbracket m \rrbracket_{pk_i})^r = \llbracket r \cdot m \rrbracket_{pk_i}$, $\forall r \in Z_N$. Specifically, $(\llbracket m \rrbracket_{pk_i})^{(N-1)} = \llbracket -m \rrbracket_{pk_i}$ when $r = N - 1$.

A-2. Secure Addition Protocol (SAD): Given two encrypted data $\llbracket x \rrbracket_{pk_A}$ and $\llbracket y \rrbracket_{pk_B}$ under two different public keys pk_A and pk_B , respectively, SAD [16] securely computes $\llbracket x + y \rrbracket_{pk_\sigma}$:

Step-1(@CP): CP selects random $r_x, r_y \in Z_N$, calculates $X = \llbracket x \rrbracket_{pk_A} \cdot \llbracket r_x \rrbracket_{pk_A} = \llbracket x + r_x \rrbracket_{pk_A}$, $Y = \llbracket y \rrbracket_{pk_B} \cdot \llbracket r_y \rrbracket_{pk_B} =$

$\llbracket y + r_y \rrbracket_{pk_B}$, $X_1 = \text{PD1}_{SK_1}(X)$, $Y_1 = \text{PD1}_{SK_1}(Y)$, and sends X, Y, X_1, Y_1 to CSP.

Step-2(@CSP): Using partial secret key SK_2 , CSP calculates $X_2 = \text{PD2}_{SK_2}(X, X_1)$, $Y_2 = \text{PD2}_{SK_2}(Y, Y_1)$, computes $S = X_2 + Y_2$ and sends $\llbracket S \rrbracket_{pk_\sigma}$ to CP.

Step-3(@CP): CP computes $R = r_x + r_y$ and calculates $\llbracket S \rrbracket_{pk_\sigma} \cdot (\llbracket R \rrbracket_{pk_\sigma})^{N-1} = \llbracket S - R \rrbracket_{pk_\sigma} = \llbracket x + y \rrbracket_{pk_\sigma}$.

A-3. Secure Multiplication Protocol (SMD): Given two encrypted data $\llbracket x \rrbracket_{pk_A}$ and $\llbracket y \rrbracket_{pk_B}$, SMD [16] securely computes $\llbracket x \cdot y \rrbracket_{pk_\sigma}$:

Step-1(@CP): CP selects random $r_x, r_y, R_x, R_y \in Z_N$, calculates $X = \llbracket x \rrbracket_{pk_A} \cdot \llbracket r_x \rrbracket_{pk_A} = \llbracket x + r_x \rrbracket_{pk_A}$, $Y = \llbracket y \rrbracket_{pk_B} \cdot \llbracket r_y \rrbracket_{pk_B} = \llbracket y + r_y \rrbracket_{pk_B}$, $S = \llbracket R_x \rrbracket_{pk_A} \cdot (\llbracket x \rrbracket_{pk_A})^{N-r_y} = \llbracket R_x - r_y \cdot x \rrbracket_{pk_A}$, $T = \llbracket R_y \rrbracket_{pk_B} \cdot (\llbracket y \rrbracket_{pk_B})^{N-r_x} = \llbracket R_y - r_x \cdot y \rrbracket_{pk_B}$. $X_1 = \text{PD1}_{SK_1}(X)$, $Y_1 = \text{PD1}_{SK_1}(Y)$, $S_1 = \text{PD1}_{SK_1}(S)$, $T_1 = \text{PD1}_{SK_1}(T)$, and sends $X, Y, S, T, X_1, Y_1, S_1, T_1$ to CSP.

Step-2(@CSP): Using partial secret key SK_2 , CSP calculates $h = \text{PD2}_{SK_2}(X, X_1) \cdot \text{PD2}_{SK_2}(Y, Y_1)$, $S_2 = \text{PD2}_{SK_2}(S, S_1)$, $T_2 = \text{PD2}_{SK_2}(T, T_1)$, $H = \llbracket h \rrbracket_{pk_\sigma}$, $S_3 = \llbracket S_2 \rrbracket_{pk_\sigma}$, $T_3 = \llbracket T_2 \rrbracket_{pk_\sigma}$ and sends H, S_3, T_3 to CP. It is obvious that $h = (x + r_x)(y + r_y)$.

Step-3(@CP): Once H, S_3, T_3 are received, CP computes $S_4 = (\llbracket r_x \cdot r_y \rrbracket_{pk_\sigma})^{N-1}$, $S_5 = (\llbracket R_x \rrbracket_{pk_\sigma})^{N-1}$ and $S_6 = (\llbracket R_y \rrbracket_{pk_\sigma})^{N-1}$, and calculates $H \cdot T_3 \cdot S_3 \cdot S_4 \cdot S_5 \cdot S_6 = \llbracket h + (R_x - r_y \cdot x) + (R_y - r_x \cdot y) - r_x \cdot r_y - R_x - R_y \rrbracket_{pk_\sigma} = \llbracket x \cdot y \rrbracket_{pk_\sigma}$.

A-4. Secure greater or Equal Protocol (SGE): Given $\llbracket x \rrbracket_{pk_A}$ and $\llbracket y \rrbracket_{pk_B}$, SGE [17] securely computes $\llbracket u^* \rrbracket_{pk_\sigma}$ such that $u^* = 1$ if $x \geq y$ and $u^* = 0$ if $x < y$.

Step 1: CP calculates $\llbracket x' \rrbracket_{pk_A} = (\llbracket x \rrbracket_{pk_A})^2 \cdot \llbracket 1 \rrbracket_{pk_A} = \llbracket 2x + 1 \rrbracket_{pk_A}$, $\llbracket y' \rrbracket_{pk_B} = (\llbracket y \rrbracket_{pk_B})^2 = \llbracket 2y + 1 \rrbracket_{pk_B}$, and chooses random r_1, r_2 , s.t. $\mathcal{L}(r_1) < \mathcal{L}(N)/4 - 1$, $\mathcal{L}(r_2) < \mathcal{L}(N)/8$. Then, CP flips a coin $s \in \{0, 1\}$ randomly. CP and CSP jointly execute the following operations.

If $s = 1$, $\llbracket \gamma \rrbracket_{pk_\sigma} \leftarrow \text{SAD}((\llbracket x' \rrbracket_{pk_A})^{r_1}, (\llbracket y' \rrbracket_{pk_B})^{N-r_1})$.

If $s = 0$, $\llbracket \gamma \rrbracket_{pk_\sigma} \leftarrow \text{SAD}((\llbracket y' \rrbracket_{pk_B})^{r_1}, (\llbracket x' \rrbracket_{pk_A})^{N-r_1})$.

Then, CP calculates $l = \llbracket \gamma \rrbracket_{pk_\sigma} \cdot \llbracket r_2 \rrbracket_{pk_\sigma}$ and $l' = \text{PD1}_{SK_1}(l)$ and sends (l, l') to CSP.

Step 2: CSP decrypts $l'' = \text{PD2}_{SK_2}(l, l')$. If $\mathcal{L}(l'') > \mathcal{L}(N)/2$, CSP denotes $u' = 0$; otherwise, $u' = 1$. Then, CSP uses pk_σ to encrypt u' , and sends $\llbracket u' \rrbracket_{pk_\sigma}$ to CP.

Step 3: Receiving $\llbracket u' \rrbracket_{pk_\sigma}$, CP computes as follows: if $s = 1$, CP denotes $\llbracket u^* \rrbracket_{pk_\sigma} = \text{CR}(\llbracket u' \rrbracket_{pk_\sigma})$; otherwise, CP computes $\llbracket u^* \rrbracket_{pk_\sigma} = \llbracket 1 \rrbracket_{pk_\sigma} \cdot (\llbracket u' \rrbracket_{pk_\sigma})^{N-1} = \llbracket 1 - u' \rrbracket_{pk_\sigma}$.

A-5. Secure Less or Equal Protocol (SLE): Given $\llbracket x \rrbracket_{pk_A}$ and $\llbracket y \rrbracket_{pk_B}$ with $\mathcal{L}(x), \mathcal{L}(y) < \mathcal{L}(N)/8$, SLE [17] securely computes $\llbracket u^* \rrbracket_{pk_\sigma}$ such that $u^* = 1$ if $x \leq y$ and $u^* = 0$ if $x > y$.

Step 1: CP calculates $\llbracket x' \rrbracket_{pk_A} = (\llbracket x \rrbracket_{pk_A})^2 = \llbracket 2x \rrbracket_{pk_A}$, $\llbracket y' \rrbracket_{pk_B} = (\llbracket y \rrbracket_{pk_B})^2 \cdot \llbracket 1 \rrbracket_{pk_B} = \llbracket 2y + 1 \rrbracket_{pk_B}$, and chooses random r_1, r_2 , s.t. $\mathcal{L}(r_1) < \mathcal{L}(N)/4 - 1$, $\mathcal{L}(r_2) < \mathcal{L}(N)/8$. Then, CP flips a coin $s \in \{0, 1\}$ randomly. CP and CSP jointly execute the following operations.

If $s = 1$, $\llbracket \gamma \rrbracket_{pk_\sigma} \leftarrow \text{SAD}((\llbracket y' \rrbracket_{pk_B})^{r_1}, (\llbracket x' \rrbracket_{pk_A})^{N-r_1})$.

If $s = 0$, $\llbracket \gamma \rrbracket_{pk_\sigma} \leftarrow \text{SAD}((\llbracket x' \rrbracket_{pk_A})^{r_1}, (\llbracket y' \rrbracket_{pk_B})^{N-r_1})$.

Then, CP calculates $l = \llbracket \gamma \rrbracket_{pk_\sigma} \cdot \llbracket r_2 \rrbracket_{pk_\sigma}$ and $l' = \text{PD1}_{SK_1}(l)$ and sends (l, l') to CSP.

⁸lcm : lowest common multiple.

⁹gcd : greatest common divider.

Step 2: CSP decrypts $l'' = \mathbf{PD2}_{SK_2}(l, l')$. If $\mathcal{L}(l'') > \mathcal{L}(N)/2$, CSP denotes $u' = 0$; otherwise, $u' = 1$. Then, CSP uses pk_σ to encrypt u' , and sends $\llbracket u' \rrbracket_{pk_\sigma}$ to CP.

Step 3: Receiving $\llbracket u' \rrbracket_{pk_\sigma}$, CP computes as follows: if $s = 1$, CP denotes $\llbracket u^* \rrbracket_{pk_\sigma} = \mathbf{CR}(\llbracket u' \rrbracket_{pk_\sigma})$; otherwise, CP computes $\llbracket u^* \rrbracket_{pk_\sigma} = \llbracket 1 \rrbracket_{pk_\sigma} \cdot (\llbracket u' \rrbracket_{pk_\sigma})^{N-1} = \llbracket 1 - u' \rrbracket_{pk_\sigma}$.

A-6. Secure Less Than Protocol (SLT): Given $\llbracket x \rrbracket_{pk_A}$ and $\llbracket y \rrbracket_{pk_B}$ with $\mathcal{L}(x), \mathcal{L}(y) < \mathcal{L}(N)/8$, SLT [16], [17] securely computes $\llbracket u^* \rrbracket_{pk_\sigma}$ such that $u^* = 1$ if $x < y$ and $u^* = 0$ if $x \geq y$.

Step 1 and Step 2 are the same as in **SGE** protocol.

Step 3: Once $\llbracket u' \rrbracket_{pk_\sigma}$ is received, CP computes as follows: if $s = 1$, CP denotes $\llbracket u^* \rrbracket_{pk_\sigma} = \llbracket 1 \rrbracket_{pk_\sigma} \cdot (\llbracket u' \rrbracket_{pk_\sigma})^{N-1} = \llbracket 1 - u' \rrbracket_{pk_\sigma}$. otherwise, CP computes $\llbracket u^* \rrbracket_{pk_\sigma} = \mathbf{CR}(\llbracket u' \rrbracket_{pk_\sigma})$;

A-7. Secure Greater Than Protocol (SGT): Given $\llbracket x \rrbracket_{pk_A}$ and $\llbracket y \rrbracket_{pk_B}$ with $\mathcal{L}(x), \mathcal{L}(y) < \mathcal{L}(N)/8$, SGT [17] securely computes $\llbracket u^* \rrbracket_{pk_\sigma}$ such that $u^* = 1$ if $x > y$ and $u^* = 0$ if $x \leq y$.

Step 1 and Step 2 are the same as in **SLE** protocol.

Step 3: Once $\llbracket u' \rrbracket_{pk_\sigma}$ is received, CP computes as follows: if $s = 1$, CP denotes $\llbracket u^* \rrbracket_{pk_\sigma} = \llbracket 1 \rrbracket_{pk_\sigma} \cdot (\llbracket u' \rrbracket_{pk_\sigma})^{N-1} = \llbracket 1 - u' \rrbracket_{pk_\sigma}$. otherwise, CP computes $\llbracket u^* \rrbracket_{pk_\sigma} = \mathbf{CR}(\llbracket u' \rrbracket_{pk_\sigma})$;

A-8. Secure Equivalence Testing Protocol (SET): Given $\llbracket x \rrbracket_{pk_A}$ and $\llbracket y \rrbracket_{pk_B}$ with $\mathcal{L}(x), \mathcal{L}(y) < \mathcal{L}(N)/8$, SET [17] securely computes $\llbracket u^* \rrbracket_{pk_\sigma}$ such that $u^* = 1$ if $x = y$ and $u^* = 0$ if $x \neq y$. CP and CSP jointly computes $\llbracket u_1 \rrbracket_{pk_\sigma} \leftarrow \mathbf{SLE}(\llbracket x \rrbracket_{pk_A}, \llbracket y \rrbracket_{pk_B})$, $\llbracket u_2 \rrbracket_{pk_\sigma} \leftarrow \mathbf{SLE}(\llbracket y \rrbracket_{pk_B}, \llbracket x \rrbracket_{pk_A})$, $\llbracket u^* \rrbracket_{pk_\sigma} \leftarrow \mathbf{SMD}(\llbracket u_1 \rrbracket_{pk_\sigma}, \llbracket u_2 \rrbracket_{pk_\sigma})$.

A-9. Secure Range Comparison Protocol (SRC): Given $\llbracket x \rrbracket_{pk_A}$, $\llbracket y_1 \rrbracket_{pk_B}$ and $\llbracket y_2 \rrbracket_{pk_B}$ with $\mathcal{L}(x), \mathcal{L}(y_1), \mathcal{L}(y_2) < \mathcal{L}(N)/8$, SRC¹⁰ [17] securely computes $\llbracket u^* \rrbracket_{pk_\sigma}$ such that $u^* = 1$ if $y_1 \leq x \leq y_2$ and $u^* = 0$ otherwise. CP and CSP jointly computes $\llbracket u_1 \rrbracket_{pk_\sigma} \leftarrow \mathbf{SGE}(\llbracket x \rrbracket_{pk_A}, \llbracket y_1 \rrbracket_{pk_B})$, $\llbracket u_2 \rrbracket_{pk_\sigma} \leftarrow \mathbf{SLE}(\llbracket x \rrbracket_{pk_A}, \llbracket y_2 \rrbracket_{pk_B})$, $\llbracket u^* \rrbracket_{pk_\sigma} \leftarrow \mathbf{SMD}(\llbracket u_1 \rrbracket_{pk_\sigma}, \llbracket u_2 \rrbracket_{pk_\sigma})$.

B. Security Model and Proof

Here we recall the security model for securely realizing an ideal functionality in the presence of non-colluding semi-honest adversaries [20], [21]. For simplicity, we do it for the specific scenario of our functionality, which involve the patient/hospital (a.k.a "D₁"), CP (a.k.a "S₁") and CSP (a.k.a "S₂"). We refer the readers to [20] for the general case definitions.

Let $\mathcal{P} = (D_1, S_1, S_2)$ be the set of all protocol parties. We consider three kinds of adversaries $(\mathcal{A}_{D_1}, \mathcal{A}_{S_1}, \mathcal{A}_{S_2})$ that corrupt D_1 , S_1 and S_2 , respectively. In the real world, D_1 runs on input x and y (with additional auxiliary inputs z_x and z_y), while S_1 and S_2 receive auxiliary inputs z_1 and z_2 . Let $H \subseteq \mathcal{P}$ be the set of honest parties. Then, for every $P \in H$, let out_P be the output of party P , whereas if P is corrupted, i.e. $P \in \mathcal{P} \setminus H$, then out_P denotes the view of P during the protocol Π .

For every $P^* \in \mathcal{P}$, the partial view of P^* in a real-world execution of protocol Π in the presence of adversaries $\mathcal{A} = (\mathcal{A}_{D_1}, \mathcal{A}_{S_1}, \mathcal{A}_{S_2})$ is defined as

$$REAL_{\Pi, \mathcal{A}, H, z}^{P^*}(\kappa, x, y) = \{out_P : P \in H\} \cup out_{P^*},$$

where $\kappa \in \mathbb{N}$ is the security parameter.

In the ideal world, there is an ideal functionality \mathbf{f} for a function f and the parties interact only with \mathbf{f} . Here, the challenge user sends x and y to \mathbf{f} . If any of x or y is \perp , then \mathbf{f} returns \perp . Finally, \mathbf{f} returns $f(x, y)$ to the challenge user. As before, let $H \subseteq \mathcal{P}$ be the set of honest parties. Then, for every $P \in H$, let out_P be the output returned by \mathbf{f} to party P , whereas if P is corrupted, out_P is the same value returned by P .

For every $P^* \in \mathcal{P}$, the partial view of P^* in an ideal-world execution in the presence of independent simulators $Sim = (Sim_{D_1}, Sim_{S_1}, Sim_{S_2})$ is defined as

$$IDEAL_{\mathbf{f}, Sim, H, z}^{P^*}(\kappa, x, y) = \{out_P : P \in H\} \cup out_{P^*}.$$

Informally, a protocol Π is considered secure against non-colluding semi-honest adversaries if it partially emulates, in the real world, an execution of \mathbf{f} in the ideal world. More formally,

Definition 1. Let \mathbf{f} be a deterministic functionality among parties in \mathcal{P} . Let $H \subseteq \mathcal{P}$ be the subset of honest parties in \mathcal{P} . We say that Π securely realizes \mathbf{f} if there exists a set $Sim = (Sim_{D_1}, Sim_{S_1}, Sim_{S_2})$ of PPT transformations ($Sim_{D_1} = Sim_{D_1}(\mathcal{A}_{D_1})$ and so on) such that for all semi-honest PPT adversaries $\mathcal{A} = (\mathcal{A}_{D_1}, \mathcal{A}_{S_1}, \mathcal{A}_{S_2})$, for all inputs x, y and auxiliary inputs z , and for all parties $P \in \mathcal{P}$ it holds

$$\{REAL_{\Pi, \mathcal{A}, H, z}^{P^*}(\kappa, x, y)\}_{\kappa \in \mathbb{N}} \approx \{IDEAL_{\mathbf{f}, Sim, H, z}^{P^*}(\kappa, x, y)\}_{\kappa \in \mathbb{N}},$$

where \approx denotes computational indistinguishability.

C. Protocol Elaborations

C-1. Elaboration of SSM: Secure illness state match protocol (SSM) is elaborated below.

- 1) Line 1. Initializes $\llbracket u^* \rrbracket_{pk_\sigma} = \llbracket 1 \rrbracket_{pk_\sigma}$.
- 2) Line 2. If the patient B 's body temperature BT_B is within the range $[BT_{A,1}, BT_{A,2}]$, i.e., $BT_{A,1} \leq BT_B \leq BT_{A,2}$, we have $\llbracket u_1 \rrbracket_{pk_\sigma} = \llbracket 1 \rrbracket_{pk_\sigma}$; otherwise, $\llbracket u_1 \rrbracket_{pk_\sigma} = \llbracket 0 \rrbracket_{pk_\sigma}$.
- 3) Line 3-5. Blood pressure is usually expressed in terms of the systolic pressure (maximum during one heart beat) over diastolic pressure (minimum between two heart beats), and is measured in millimeters of mercury (mmHg). If the patient B 's blood pressure $BP_{B,1}/BP_{B,2}$ is within the range $[BP_{A,1}/BP_{A,2}, BP_{A,3}/BP_{A,4}]$, i.e., $BP_{A,1} \leq BP_{B,1} \leq BP_{A,3}$ and $BP_{A,2} \leq BP_{B,2} \leq BP_{A,4}$, we have $\llbracket u_{2,1} \rrbracket_{pk_\sigma} = \llbracket u_{2,2} \rrbracket_{pk_\sigma} = \llbracket 1 \rrbracket_{pk_\sigma}$ and $\llbracket u_2 \rrbracket_{pk_\sigma} = \mathbf{SMD}(\llbracket u_{2,1} \rrbracket_{pk_\sigma}, \llbracket u_{2,2} \rrbracket_{pk_\sigma}) = \llbracket u_{2,1} \cdot u_{2,2} \rrbracket_{pk_\sigma} = \llbracket 1 \rrbracket_{pk_\sigma}$. Otherwise, we have $\llbracket u_{2,1} \rrbracket_{pk_\sigma} = \llbracket 0 \rrbracket_{pk_\sigma}$ or $\llbracket u_{2,2} \rrbracket_{pk_\sigma} = \llbracket 0 \rrbracket_{pk_\sigma}$, and $\llbracket u_2 \rrbracket_{pk_\sigma} = \llbracket 0 \rrbracket_{pk_\sigma}$.

¹⁰SRC is SRT1 (secure range test protocol type-1) in [17].

- 4) Line 6. The blood glucose level is the amount of glucose present in the blood of humans, and is measured in mmol/L (millimoles per litre). If B 's blood glucose level BG_B is within the range $[BG_{A,1}, BG_{A,2}]$, i.e., $BG_{A,1} \leq BG_B \leq BG_{A,2}$, we have $\llbracket u_3 \rrbracket_{pk_\sigma} = \llbracket 1 \rrbracket_{pk_\sigma}$; otherwise, $\llbracket u_3 \rrbracket_{pk_\sigma} = \llbracket 0 \rrbracket_{pk_\sigma}$.
- 5) Line 7. The respiratory rate is the rate at which breathing occurs, and it is usually measured in breaths per minute. If the patient B 's respiratory rate RR_B is larger than RR_A , we have $\llbracket u_4 \rrbracket_{pk_\sigma} = \llbracket 1 \rrbracket_{pk_\sigma}$; otherwise, $\llbracket u_4 \rrbracket_{pk_\sigma} = \llbracket 0 \rrbracket_{pk_\sigma}$.
- 6) Line 8. The heart rate is the speed of the heartbeat measured by the number of contractions of the heart per minute. If the patient B 's heart rate HR_B is less than HR_A , we have $\llbracket u_5 \rrbracket_{pk_\sigma} = \llbracket 1 \rrbracket_{pk_\sigma}$; otherwise, $\llbracket u_5 \rrbracket_{pk_\sigma} = \llbracket 0 \rrbracket_{pk_\sigma}$.
- 7) Line 9-11. A symptom is a departure from normal function or feeling which is noticed by a patient, reflecting the presence of an unusual state, or of a disease. If the patient B 's symptoms $S_{B,1} = S_{A,1}$ and $S_{B,2} = S_{A,2}$, we have $\llbracket u_{6,1} \rrbracket_{pk_\sigma} = \llbracket u_{6,2} \rrbracket_{pk_\sigma} = \llbracket 1 \rrbracket_{pk_\sigma}$ and $\llbracket u_6 \rrbracket_{pk_\sigma} = \llbracket u_{6,1} \cdot u_{6,2} \rrbracket_{pk_\sigma} = \llbracket 1 \rrbracket_{pk_\sigma}$. Otherwise, we have $\llbracket u_{6,1} \rrbracket_{pk_\sigma} = \llbracket 0 \rrbracket_{pk_\sigma}$ or $\llbracket u_{6,2} \rrbracket_{pk_\sigma} = \llbracket 0 \rrbracket_{pk_\sigma}$, and $\llbracket u_6 \rrbracket_{pk_\sigma} = \llbracket 0 \rrbracket_{pk_\sigma}$.
- 8) Line 12-13. If the patient B 's illness state ϕ in $\llbracket \phi \rrbracket_{pk_B}$ matches the state q in $\llbracket q \rrbracket_{pk_A}$, we have $\llbracket u_i \rrbracket_{pk_\sigma} = \llbracket 1 \rrbracket_{pk_\sigma}$ (for $\forall i \in \llbracket 1, 6 \rrbracket$) and $\llbracket u^* \rrbracket_{pk_\sigma} = \llbracket 1 \rrbracket_{pk_\sigma}$. Otherwise, there exists $j \in \llbracket 1, 6 \rrbracket$ such that $\llbracket u_j \rrbracket_{pk_\sigma} = \llbracket 0 \rrbracket_{pk_\sigma}$, and thus $\llbracket u^* \rrbracket_{pk_\sigma} = \llbracket 0 \rrbracket_{pk_\sigma}$.

C-2. Elaboration of TPT:

- 1) Line 1. The two-dimensional arrays $value(\cdot, \cdot)$ and $weight(\cdot, \cdot)$ are initialized according to the state transition table of the encrypted NFA $\llbracket M \rrbracket_{pk_B}$. Take the encrypted NFA shown in Fig. 5 and the state transition table shown in Table II as an example. $value_{4,1} = \llbracket y_4 \rrbracket_{pk_A}$ indicates that the encrypted treatment method $\llbracket y_4 \rrbracket_{pk_A}$ could lead the current state $\llbracket q_4 \rrbracket_{pk_A}$ to transit to the next state $\llbracket q_1 \rrbracket_{pk_A}$. $weight_{4,1} = \llbracket w_4 \rrbracket_{pk_A}$ indicates that the encrypted transition weight (from $\llbracket q_4 \rrbracket_{pk_A}$ to $\llbracket q_1 \rrbracket_{pk_A}$) is $\llbracket w_4 \rrbracket_{pk_A}$.
- 2) Line 2-9. The stacks Q , Y and W are initialized to be empty. The total treatment procedure number n is initialized to be zero. The arrays $count(\cdot)$ and $visit(\cdot, \cdot)$ are initialized to be 0. Push $\llbracket q_0 \rrbracket_{pk_B}$ into Q , and add 1 to $count_0$.
- 3) Line 10. If the stack Q is not empty, execute the following operations.
- 4) Line 11. Let α be top element in Q . The integer β is initialized to be -1 .
- 5) Line 12-14. Execute the operations introduced in step 2 of the basic idea. If such state exists, β is set to be the index of the found state and $visit_{count[\alpha], \alpha, \beta}$ is set to be 1 indicating the corresponding edge is visited.
- 6) Line 15-21. If $\beta = -1$, it indicates that the state (described in step 2 of the basic idea) is not found. Then, for the encrypted state $\llbracket q_\alpha \rrbracket$ that appears the $count_\alpha$ -th

time in the stack R , set all the transitions starting from $\llbracket q_\alpha \rrbracket$ to be unvisited. Pop α from Q , and minus 1 from $count_\alpha$. Pop the top element in stacks Y and W if the stacks are not empty.

- 7) Line 22-23. If $\beta \neq -1$ and $count_\beta < MVisit$, it indicates that the state (described in step 2 of the basic idea) exists and β is set to be the number of the found state. Push the encrypted state $\llbracket q_\beta \rrbracket_{pk_A}$ into stack Q , push the encrypted treatment method $value_{\alpha, \beta}$ into stack Y , and push the edge weight $w_{\alpha, \beta}$ into stack W . Then, add 1 to $count_\beta$.
- 8) Line 24-25. If the stack Q is not empty, denote the top element in Q as α' .
- 9) Line 26-28. If $\llbracket q_{\alpha'} \rrbracket_{pk_A}$ belongs to $\llbracket \mathcal{F} \rrbracket_{pk_B}$, it indicates that a path from $\llbracket q_0 \rrbracket_{pk_A}$ to $\llbracket \mathcal{F} \rrbracket_{pk_A}$ is found. Add 1 to the total treatment procedure number n . The encrypted states along the path are stored in $\llbracket \mathcal{Q}_n \rrbracket_{pk_A}$, the encrypted treatment methods are stored in $\llbracket \mathcal{Y}_n \rrbracket_{pk_A}$, and the encrypted transition weights are stored in $\llbracket \mathcal{W}_n \rrbracket_{pk_A}$. Then, pop the top elements in Q , Y , W and minus 1 from $count_{\alpha'}$.
- 10) Line 29-30. If $\llbracket q_{\alpha'} \rrbracket_{pk_A}$ does not belong to $\llbracket \mathcal{F} \rrbracket_{pk_A}$ and Q achieves the maximum state number $MState$, pop the top element in stacks Q , Y , W and minus 1 from $count_{\alpha'}$.

C-3. Elaboration of TPW: TPW calculates the encrypted weight $\llbracket W_i \rrbracket_{pk_A}$ for each treatment procedure $\llbracket \mathcal{TP}_i \rrbracket_{pk_A}$ ($1 \leq i \leq n$), which is elaborated below.

- 1) Line 1-2. For each treatment procedure \mathcal{TP}_i ($1 \leq i \leq n$), initialize the weight $W_i = 0$, the temporary variables $v_i = 1$ and $v'_i = 0$. v_i indicates whether $\llbracket \Phi \rrbracket_{pk_B}$ is found in $\llbracket \mathcal{TP}_i \rrbracket_{pk_A}$. If it is not found, $v_i = 1$; otherwise, $v_i = 0$. v'_i indicates the number of times that $\llbracket \Phi \rrbracket_{pk_B}$ is found in $\llbracket \mathcal{TP}_i \rrbracket_{pk_A}$.
- 2) Line 3 and 21-22. If the intermediate state number in \mathcal{TP}_i is equal or greater than m , go to steps 4-20 to search for the match states. Otherwise, the weight W_i is set to be $MWeight$ since \mathcal{TP}_i does not match with Φ .
- 3) Line 4. Try to find m successive encrypted illness states $\llbracket \mathcal{Q}_{i, \theta_j, m} \rrbracket_{pk_A} = (\llbracket q_{i, \theta_j} \rrbracket_{pk_A}, \dots, \llbracket q_{i, \theta_{j+m-1}} \rrbracket_{pk_A})$ in \mathcal{TP}_i that match $\llbracket \Phi \rrbracket_{pk_B}$. Since the encrypted illness state set in \mathcal{TP}_i is denoted as $\llbracket \mathcal{Q}_i \rrbracket_{pk_A} = (\llbracket q_0 \rrbracket_{pk_A}, \llbracket q_{i, \theta_1} \rrbracket_{pk_A}, \dots, \llbracket q_{i, \theta_{\tau_i}} \rrbracket_{pk_A})$, TPW searches for the m successive states from q_0 to $q_{i, \theta_{\tau_i-m}}$.
- 4) Line 5. Initialize the temporary variables $s_j = 0$, $s'_j = 0$ and $s''_j = 0$.
 - s'_j indicates whether $\llbracket \Phi \rrbracket_{pk_B}$ and $\llbracket \mathcal{Q}_{i, \theta_j, m} \rrbracket_{pk_A}$ match. If they match, $s'_j = 1$; otherwise, $s'_j = 0$.
 - s''_j is utilized to calculate the sum of the transition weights from the illness state $q_{i, \theta_{j+m-1}}$ to the accept illness state $q_{i, \theta_{\tau_i}}$, and the sum equals $\sum_{k=j+m}^{\tau_i} w_{i, \theta_k}$.
 - s_j equals to 0 or $\sum_{k=j+m}^{\tau_i} w_{i, \theta_k}$. If $\llbracket \Phi \rrbracket_{pk_B}$ and $\llbracket \mathcal{Q}_{i, \theta_j, m} \rrbracket_{pk_A}$ match, and $\llbracket \Phi \rrbracket_{pk_B}$ appears for the first time in $\llbracket \mathcal{TP}_i \rrbracket_{pk_A}$, we have $s_j = \sum_{k=j+m}^{\tau_i} w_{i, \theta_k}$; otherwise, $s_j = 0$.

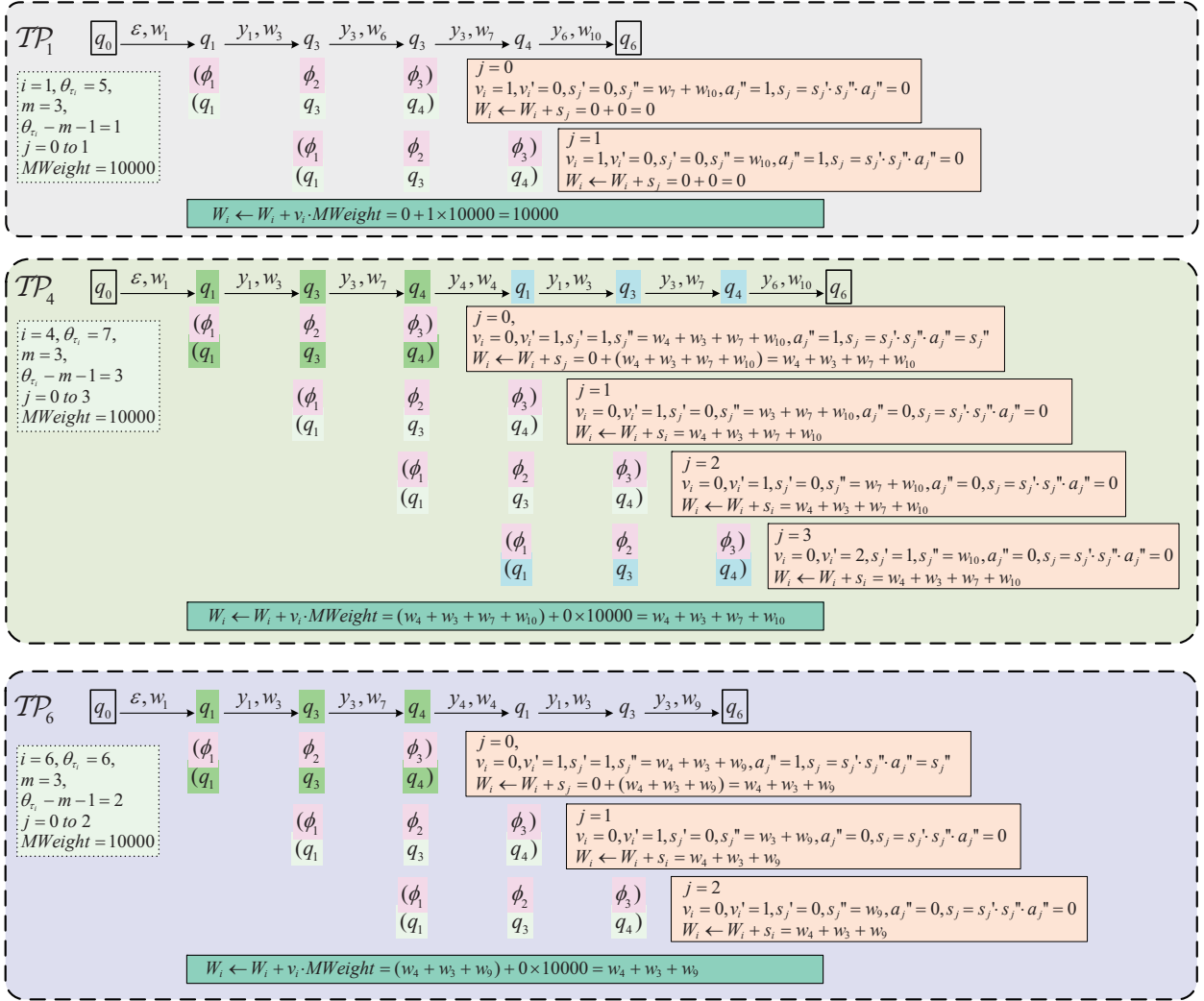


Fig. 13: A Toy Example to Illustrate Workflow of TPW

- 5) Line 6. Initialize the temporary variables $a_j = 0, a'_j = 0$ and $a''_j = 1$.
 - a_j calculates the number of match states of $[\Phi]_{pk_B}$ and $[\mathcal{Q}_{i,\theta_j,m}]_{pk_A}$.
 - a'_j is a temporary variable to compute $[s_j]_{pk_\sigma} = [s'_j \cdot s''_j \cdot v'_i]_{pk_\sigma}$.
 - a''_j equals 1 or 0. For $j = 0$, we have $a''_j = 1$. For $1 \leq j \leq \theta_{\tau_i}-m$, if there exists $j' \in [0, j)$ satisfying that $[\mathcal{Q}_{i,\theta_{j'},m}]_{pk_A}$ and $[\Phi]_{pk_B}$ match, we have $a''_j = 0$; otherwise, $a''_j = 1$.
- 6) Line 7-9. Calculate the number of match states in $[\Phi]_{pk_B}$ and $[\mathcal{Q}_{i,\theta_j,m}]_{pk_A}$, and the result is stored in $[a_j]_{pk_\sigma}$.
- 7) Line 10. If $a_j = m$, we have $s'_j = 1$ indicating that $[\Phi]_{pk_B}$ and $[\mathcal{Q}_{i,\theta_j,m}]_{pk_A}$ match. Otherwise, $s'_j = 0$.
- 8) Line 11. If $v'_i \neq 0$, we have $a''_j = 0$, which indicates that $[\Phi]_{pk_B}$ has already appeared in $[\mathcal{TP}_i]_{pk_A}$ before the j -th round search. Otherwise, $a''_j = 1$.
- 9) Line 12. If $[\Phi]_{pk_B}$ and $[\mathcal{Q}_{i,\theta_j,m}]_{pk_A}$ match, add $s'_j = 1$ to v'_i ; otherwise, add $s'_j = 0$ to v'_i .
- 10) Line 13-14. s''_j is the sum of the transition weights from

the θ_{j+m-1} -th illness state to the accept illness state, and $s''_j = \sum_{k=j+m}^{\tau_i} w_{i,\theta_k}$ after the for-loop calculation in line 13-14.

- 11) Line 15-16. Calculate $[s_j]_{pk_\sigma} = [s'_j \cdot s''_j \cdot a''_j]_{pk_\sigma}$.

- If $s'_j = 0$, we have $[s_j]_{pk_\sigma} = [0]_{pk_\sigma}$.
- If $[s'_j]_{pk_\sigma} = [1]_{pk_\sigma}$ and $[a''_j]_{pk_\sigma} = [1]_{pk_\sigma}$, it indicates that $[\Phi]_{pk_B}$ appears for the first time in $[\mathcal{TP}_i]_{pk_A}$, and we have $[s_j]_{pk_\sigma} = [s''_j]_{pk_\sigma} = [\sum_{k=j+m}^{\tau_i} w_{i,\theta_k}]_{pk_\sigma}$.
- If $[s'_j]_{pk_\sigma} = [1]_{pk_\sigma}$ and $[a''_j]_{pk_\sigma} = [0]_{pk_\sigma}$, it indicates that $[\Phi]_{pk_B}$ has already appeared in $[\mathcal{TP}_i]_{pk_A}$ before the j -th round search, and we have $[s_j]_{pk_\sigma} = [0]_{pk_\sigma}$.

- 12) Line 17. Calculate $[W_i + s_j]_{pk_\sigma}$ and the result is stored in $[W_i]_{pk_\sigma}$. If $[\Phi]_{pk_B}$ is found in \mathcal{TP}_i , we have $[W_i]_{pk_\sigma} = [\sum_{k=j+m}^{\tau_i} w_{i,\theta_k}]_{pk_\sigma}$ after the for-loop calculation in line 3-16, where $[\mathcal{Q}_{i,\theta_j,m}]_{pk_A}$ is the first-match state set. Otherwise, $[W_i]_{pk_\sigma} = [0]_{pk_\sigma}$.
- 13) Line 18. If $v'_i = 0$, we have $v_i = 1$, which indicates that $[\Phi]_{pk_B}$ is not found in \mathcal{TP}_i . Otherwise, $v_i = 0$.

14) Line 19. If $\llbracket \Phi \rrbracket_{pk_B}$ is not found in \mathcal{TP}_i , we have

$$\begin{aligned} & \llbracket W_i \rrbracket_{pk_\sigma} \cdot (\llbracket v_i \rrbracket_{pk_\sigma})^{MWeight} \\ &= \llbracket 0 \rrbracket_{pk_\sigma} \cdot (\llbracket 1 \rrbracket_{pk_\sigma})^{MWeight} = \llbracket MWeight \rrbracket_{pk_\sigma}. \end{aligned}$$

If it is found, we have

$$\begin{aligned} & \llbracket W_i \rrbracket_{pk_\sigma} \cdot (\llbracket v_i \rrbracket_{pk_\sigma})^{MWeight} \\ &= \llbracket W_i \rrbracket_{pk_\sigma} \cdot (\llbracket 0 \rrbracket_{pk_\sigma})^{MWeight} \\ &= \llbracket \sum_{k=\bar{j}+m}^{\tau_i} w_{i,\theta_k} \rrbracket_{pk_\sigma}, \end{aligned}$$

where $\llbracket Q_{i,\theta_j,m} \rrbracket_{pk_A}$ is the first-match state set.

15) Line 20. Set the i -th weighted treatment procedure as $\llbracket WTP_i \rrbracket_{pk_A} = (\llbracket Q_i \rrbracket_{pk_A}, \llbracket V_i \rrbracket_{pk_A}, \llbracket W_i \rrbracket_{pk_\sigma})$.

Next, we use the toy example (in Fig. 4) to illustrate the workflow of TPW in Fig. 13. Three treatment procedures (\mathcal{TP}_1 , \mathcal{TP}_4 and \mathcal{TP}_6) in Section IV.D are selected to analyze the change of internal variables in security protocol TPW. Since patient's illness state set $\Phi = (\phi_1, \phi_2, \phi_3)$ matches with (q_1, q_3, q_4) in Fig. 4, \mathcal{TP}_1 is a treatment procedure does not match with Φ . The match state set (q_1, q_3, q_4) appears two times in \mathcal{TP}_4 and one time in \mathcal{TP}_6 . These three cases are analyzed in detail below.

The treatment procedure \mathcal{TP}_1 is depicted as $q_0 \xrightarrow{\epsilon, w_1} q_1 \xrightarrow{y_1, w_3} q_3 \xrightarrow{y_3, w_6} q_3 \xrightarrow{y_3, w_7} q_4 \xrightarrow{y_6, w_{10}} q_6$. According to the symbolic representation in Algorithm 3, we have $i = 1$, $\theta_{\tau_i} = 5$, $m = 3$, $\theta_{\tau_i} - m - 1 = 1$. Then, the variable j should traverse from 0 to 1.

1) For $j = 0$, line 5-17 checks whether $q_1 \xrightarrow{y_1, w_3} q_3 \xrightarrow{y_3, w_6} q_3$ in \mathcal{TP}_1 matches with $\Phi = (\phi_1, \phi_2, \phi_3)$. Since they mismatch with each other, the internal variable changes:

- $v_i = 1$: indicates Φ is not yet found in \mathcal{TP}_1 ;
- $v'_i = 0$: indicates the number of times that Φ is found in \mathcal{TP}_1 is still 0;
- $s'_j = 0$: indicates Φ and $\mathcal{Q}_{1,\theta_0,3} = (q_1, q_3, q_3)$ (in \mathcal{TP}_1) do not match;
- $s''_j = w_7 + w_{10}$: calculates the sum of weights in $q_3 \xrightarrow{y_3, w_7} q_4 \xrightarrow{y_6, w_{10}} q_6$;
- $a''_j = 1$: indicates Φ is not yet found in \mathcal{TP}_1 for even one time;
- $s_j = s'_j \cdot s''_j \cdot a''_j = 0$: is calculated according to Line 15-16;
- $W_i \leftarrow W_i + s_j = 0$: is calculated according to Line 17.

2) For $j = 1$, line 5-17 checks whether $q_3 \xrightarrow{y_3, w_6} q_3 \xrightarrow{y_3, w_7} q_4$ in \mathcal{TP}_1 matches with $\Phi = (\phi_1, \phi_2, \phi_3)$. Since they mismatch with each other, the internal variable changes:

- $v_i = 1$: indicates Φ is not yet found in \mathcal{TP}_1 ;
- $v'_i = 0$: indicates the number of times that Φ is found in \mathcal{TP}_1 is still 0;
- $s'_j = 0$: indicates Φ and $\mathcal{Q}_{1,\theta_1,3} = (q_3, q_3, q_4)$ (in \mathcal{TP}_1) do not match;
- $s''_j = w_{10}$: calculates the sum of weights in $q_4 \xrightarrow{y_6, w_{10}} q_6$;
- $a''_j = 1$: indicates Φ is not yet found in \mathcal{TP}_1 for even one time;

- $s_j = s'_j \cdot s''_j \cdot a''_j = 0$: is calculated according to Line 15-16;
- $W_i \leftarrow W_i + s_j = 0$: is calculated according to Line 17.

3) After the loops, the weight of \mathcal{TP}_1 is calculated as $W_1 \leftarrow W_1 + v_i \cdot MWeight = 0 + 1 \times 10000 = 10000$ (according to Line 19).

The treatment procedure \mathcal{TP}_4 is depicted as $q_0 \xrightarrow{\epsilon, w_1} q_1 \xrightarrow{y_1, w_3} q_3 \xrightarrow{y_3, w_7} q_4 \xrightarrow{y_4, w_4} q_1 \xrightarrow{y_1, w_3} q_3 \xrightarrow{y_3, w_7} q_4 \xrightarrow{y_6, w_{10}} q_6$. According to the symbolic representation in Algorithm 3, we have $i = 4$, $\theta_{\tau_i} = 7$, $m = 3$, $\theta_{\tau_i} - m - 1 = 3$. Then, the variable j should traverse from 0 to 3.

1) For $j = 0$, line 5-17 checks whether $q_1 \xrightarrow{y_1, w_3} q_3 \xrightarrow{y_3, w_7} q_4$ in \mathcal{TP}_4 matches with $\Phi = (\phi_1, \phi_2, \phi_3)$. Since they match, the internal variable changes:

- $v_i = 0$: indicates Φ is found in \mathcal{TP}_4 ;
- $v'_i = 1$: indicates the number of times that Φ is found in \mathcal{TP}_4 is 1;
- $s'_j = 1$: indicates Φ and $\mathcal{Q}_{4,\theta_0,3} = (q_1, q_3, q_4)$ (in \mathcal{TP}_4) match;
- $s''_j = w_4 + w_3 + w_7 + w_{10}$: calculates the sum of weights in $q_4 \xrightarrow{y_4, w_4} q_1 \xrightarrow{y_1, w_3} q_3 \xrightarrow{y_3, w_7} q_4 \xrightarrow{y_6, w_{10}} q_6$;
- $a''_j = 1$: indicates Φ is found in \mathcal{TP}_4 for the first time (a''_j will change to 0 in the following loops);
- $s_j = s'_j \cdot s''_j \cdot a''_j = s''_j$: is calculated according to Line 15-16;
- $W_i \leftarrow W_i + s_j = w_4 + w_3 + w_7 + w_{10}$: is calculated according to Line 17.

2) For $j = 1$, line 5-17 checks whether $q_3 \xrightarrow{y_3, w_7} q_4 \xrightarrow{y_4, w_4} q_1$ in \mathcal{TP}_4 matches with $\Phi = (\phi_1, \phi_2, \phi_3)$. Since they mismatch with each other, the internal variable changes:

- $v_i = 0$: indicates Φ is found in \mathcal{TP}_4 ;
- $v'_i = 1$: indicates the number of times that Φ is found in \mathcal{TP}_4 is 1;
- $s'_j = 0$: indicates Φ and $\mathcal{Q}_{4,\theta_1,3} = (q_3, q_4, q_1)$ (in \mathcal{TP}_4) do not match;
- $s''_j = w_3 + w_7 + w_{10}$: calculates the sum of weights in $q_1 \xrightarrow{y_1, w_3} q_3 \xrightarrow{y_3, w_7} q_4 \xrightarrow{y_6, w_{10}} q_6$;
- $a''_j = 0$: indicates Φ is already found in \mathcal{TP}_4 for at least one time;
- $s_j = s'_j \cdot s''_j \cdot a''_j = 0$: is calculated according to Line 15-16;
- $W_i \leftarrow W_i + s_j = w_4 + w_3 + w_7 + w_{10}$: is calculated according to Line 17.

3) For $j = 2$, line 5-17 checks whether $q_4 \xrightarrow{y_4, w_4} q_1 \xrightarrow{y_1, w_3} q_3$ matches with $\Phi = (\phi_1, \phi_2, \phi_3)$. Since they mismatch with each other, the internal variable changes:

- $v_i = 0$: indicates Φ is found in \mathcal{TP}_4 ;
- $v'_i = 1$: indicates the number of times that Φ is found in \mathcal{TP}_4 is 1;
- $s'_j = 0$: indicates Φ and $\mathcal{Q}_{4,\theta_2,3} = (q_4, q_1, q_3)$ (in \mathcal{TP}_4) do not match;
- $s''_j = w_7 + w_{10}$: calculates the sum of weights in $q_3 \xrightarrow{y_3, w_7} q_4 \xrightarrow{y_6, w_{10}} q_6$;

- $a_j'' = 0$: indicates Φ is already found in \mathcal{TP}_4 for at least one time;
 - $s_j = s_j' \cdot s_j'' \cdot a_j'' = 0$: is calculated according to Line 15-16;
 - $W_i \leftarrow W_i + s_j = w_4 + w_3 + w_7 + w_{10}$: is calculated according to Line 17.
- 4) For $j = 3$, line 5-17 checks whether $q_1 \xrightarrow{y_1, w_3} q_3 \xrightarrow{y_3, w_7} q_4$ in \mathcal{TP}_4 matches with $\Phi = (\phi_1, \phi_2, \phi_3)$. Since they match, the internal variable changes:
- $v_i = 0$: indicates Φ is found in \mathcal{TP}_4 ;
 - $v_i' = 1$: indicates the number of times that Φ is found in \mathcal{TP}_4 is 2;
 - $s_j' = 1$: indicates Φ and $\mathcal{Q}_{4, \theta_3, 3} = (q_1, q_3, q_4)$ (in \mathcal{TP}_4) match;
 - $s_j'' = w_{10}$: calculates the sum of weights in $q_4 \xrightarrow{y_6, w_{10}} q_6$;
 - $a_j'' = 0$: indicates Φ is already found in \mathcal{TP}_4 for at least one time;
 - $s_j = s_j' \cdot s_j'' \cdot a_j'' = 0$: is calculated according to Line 15-16;
 - $W_i \leftarrow W_i + s_j = w_4 + w_3 + w_7 + w_{10}$: is calculated according to Line 17.
- 5) After the loops, the weight of \mathcal{TP}_4 is calculated as $W_4 \leftarrow W_4 + v_i \cdot MWeight = (w_4 + w_3 + w_7 + w_{10}) + 0 \times 10000 = w_4 + w_3 + w_7 + w_{10}$.

The treatment procedure \mathcal{TP}_6 is depicted as $q_0 \xrightarrow{\epsilon, w_1} q_1 \xrightarrow{y_1, w_3} q_3 \xrightarrow{y_3, w_7} q_4 \xrightarrow{y_4, w_4} q_1 \xrightarrow{y_1, w_3} q_3 \xrightarrow{y_3, w_9} q_6$. According to the symbolic representation in Algorithm 3, we have $i = 6$, $\theta_{\tau_i} = 6$, $m = 3$, $\theta_{\tau_i} - m - 1 = 2$. Then, the variable j should traverse from 0 to 2.

- 1) For $j = 0$, line 5-17 checks whether $q_1 \xrightarrow{y_1, w_3} q_3 \xrightarrow{y_3, w_7} q_4$ in \mathcal{TP}_6 matches with $\Phi = (\phi_1, \phi_2, \phi_3)$. Since they match, the internal variable changes:
- $v_i = 0$: indicates Φ is found in \mathcal{TP}_6 ;
 - $v_i' = 1$: indicates the number of times that Φ is found in \mathcal{TP}_6 is 1;
 - $s_j' = 1$: indicates Φ and $\mathcal{Q}_{6, \theta_0, 3} = (q_1, q_3, q_4)$ (in \mathcal{TP}_6) match;
 - $s_j'' = w_4 + w_3 + w_9$: calculates the sum of weights in $q_4 \xrightarrow{y_4, w_4} q_1 \xrightarrow{y_1, w_3} q_3 \xrightarrow{y_3, w_9} q_6$;
 - $a_j'' = 1$: indicates Φ is found in \mathcal{TP}_6 for the first time (a_j'' will change to 0 in the following loops);
 - $s_j = s_j' \cdot s_j'' \cdot a_j'' = s_j''$: is calculated according to Line 15-16;
 - $W_i \leftarrow W_i + s_j = w_4 + w_3 + w_9$: is calculated according to Line 17.
- 2) For $j = 1$, line 5-17 checks whether $q_3 \xrightarrow{y_3, w_7} q_4 \xrightarrow{y_4, w_4} q_1$ in \mathcal{TP}_6 matches with $\Phi = (\phi_1, \phi_2, \phi_3)$. Since they mismatch with each other, the internal variable changes:
- $v_i = 0$: indicates Φ is found in \mathcal{TP}_6 ;
 - $v_i' = 1$: indicates the number of times that Φ is found in \mathcal{TP}_6 is 1;
 - $s_j' = 0$: indicates Φ and $\mathcal{Q}_{6, \theta_1, 3} = (q_3, q_4, q_1)$ (in \mathcal{TP}_6) do not match;

- $s_j'' = w_3 + w_9$: calculates the sum of weights in $q_1 \xrightarrow{y_1, w_3} q_3 \xrightarrow{y_3, w_9} q_6$;
- $a_j'' = 0$: indicates Φ is already found in \mathcal{TP}_6 for at least one time;
- $s_j = s_j' \cdot s_j'' \cdot a_j'' = 0$: is calculated according to Line 15-16;
- $W_i \leftarrow W_i + s_j = w_4 + w_3 + w_9$: is calculated according to Line 17.

- 3) For $j = 2$, line 5-17 checks whether $q_4 \xrightarrow{y_4, w_4} q_1 \xrightarrow{y_1, w_3} q_3$ matches with $\Phi = (\phi_1, \phi_2, \phi_3)$. Since they mismatch with each other, the internal variable changes:
- $v_i = 0$: indicates Φ is found in \mathcal{TP}_6 ;
 - $v_i' = 1$: indicates the number of times that Φ is found in \mathcal{TP}_6 is 1;
 - $s_j' = 0$: indicates Φ and $\mathcal{Q}_{6, \theta_2, 3} = (q_4, q_1, q_3)$ (in \mathcal{TP}_6) do not match;
 - $s_j'' = w_9$: calculates the sum of weights in $q_3 \xrightarrow{y_3, w_9} q_6$;
 - $a_j'' = 0$: indicates Φ is already found in \mathcal{TP}_6 for at least one time;
 - $s_j = s_j' \cdot s_j'' \cdot a_j'' = 0$: is calculated according to Line 15-16;
 - $W_i \leftarrow W_i + s_j = w_4 + w_3 + w_9$: is calculated according to Line 17.
- 4) After the loops, the weight of \mathcal{TP}_6 is calculated as $W_6 \leftarrow W_6 + v_i \cdot MWeight = (w_4 + w_3 + w_9) + 0 \times 10000 = w_4 + w_3 + w_9$.

C-4. Elaboration of SMin: SMin selects the best treatment procedure (with the lowest weight) from two procedures, and its correctness is elaborated below.

At the beginning of step 1, CP calculates

$$\begin{aligned} \llbracket W_1' \rrbracket_{pk_\sigma} &= \llbracket W_1 \rrbracket_{pk_\sigma}^2 \cdot \llbracket 1 \rrbracket_{pk_\sigma} = \llbracket 2W_1 + 1 \rrbracket_{pk_\sigma}, \\ \llbracket W_2' \rrbracket_{pk_\sigma} &= \llbracket W_2 \rrbracket_{pk_\sigma}^2 = \llbracket 2W_2 \rrbracket_{pk_\sigma}. \end{aligned}$$

It is obvious that if $W_1 < W_2$, we have $W_1' < W_2'$; if $W_1 \geq W_2$, we have $W_1' > W_2'$.

(1) When the flipped random coin $s = 1$, we have

$$\begin{aligned} l_0 &= (\llbracket W_1' \rrbracket_{pk_\sigma})^{r_0'} \cdot (\llbracket W_2' \rrbracket_{pk_\sigma})^{N-r_0'} \cdot \llbracket r_0 \rrbracket_{pk_\sigma} \\ &= \llbracket r_0'(W_1' - W_2') + r_0 \rrbracket_{pk_\sigma}, \end{aligned}$$

$$\begin{aligned} l_1 &= \llbracket W_2 \rrbracket_{pk_\sigma} \cdot (\llbracket W_1 \rrbracket_{pk_\sigma})^{N-1} \cdot \llbracket r_1 \rrbracket_{pk_\sigma} \\ &= \llbracket W_2 - W_1 + r_1 \rrbracket_{pk_\sigma}, \end{aligned}$$

$$\begin{aligned} l_{2,i} &\leftarrow \text{SAD}(\llbracket q_{2,i} \rrbracket_{pk_A} \cdot (\llbracket q_{1,i} \rrbracket_{pk_A})^{N-1}, \llbracket r_{2,i} \rrbracket_{pk_\sigma}) \\ &= \llbracket q_{2,i} - q_{1,i} + r_{2,i} \rrbracket_{pk_\sigma}, \end{aligned}$$

$$\begin{aligned} l_{3,i} &\leftarrow \text{SAD}(\llbracket y_{2,i} \rrbracket_{pk_A} \cdot (\llbracket y_{1,i} \rrbracket_{pk_A})^{N-1}, \llbracket r_{3,i} \rrbracket_{pk_\sigma}) \\ &= \llbracket y_{2,i} - y_{1,i} + r_{3,i} \rrbracket_{pk_\sigma}. \end{aligned}$$

• If $W_1 < W_2$, then $W_1' < W_2'$, $l_0'' > \mathcal{L}(N)/2$, $t = 0$ and $l_4 = \llbracket 0 \rrbracket_{pk_\sigma}$, $l_{5,i} = \llbracket 0 \rrbracket_{pk_\sigma}$, $l_{6,i} = \llbracket 0 \rrbracket_{pk_\sigma}$. The tuple $(\llbracket W_{Min} \rrbracket_{pk_\sigma}, \llbracket q_{Min,i} \rrbracket_{pk_\sigma}, \llbracket y_{Min,i} \rrbracket_{pk_\sigma})$ are calculated as

$$\llbracket W_{Min} \rrbracket_{pk_\sigma} = \llbracket W_1 \rrbracket_{pk_\sigma} \cdot l_4 \cdot (\llbracket t \rrbracket_{pk_\sigma})^{N-r_1}$$

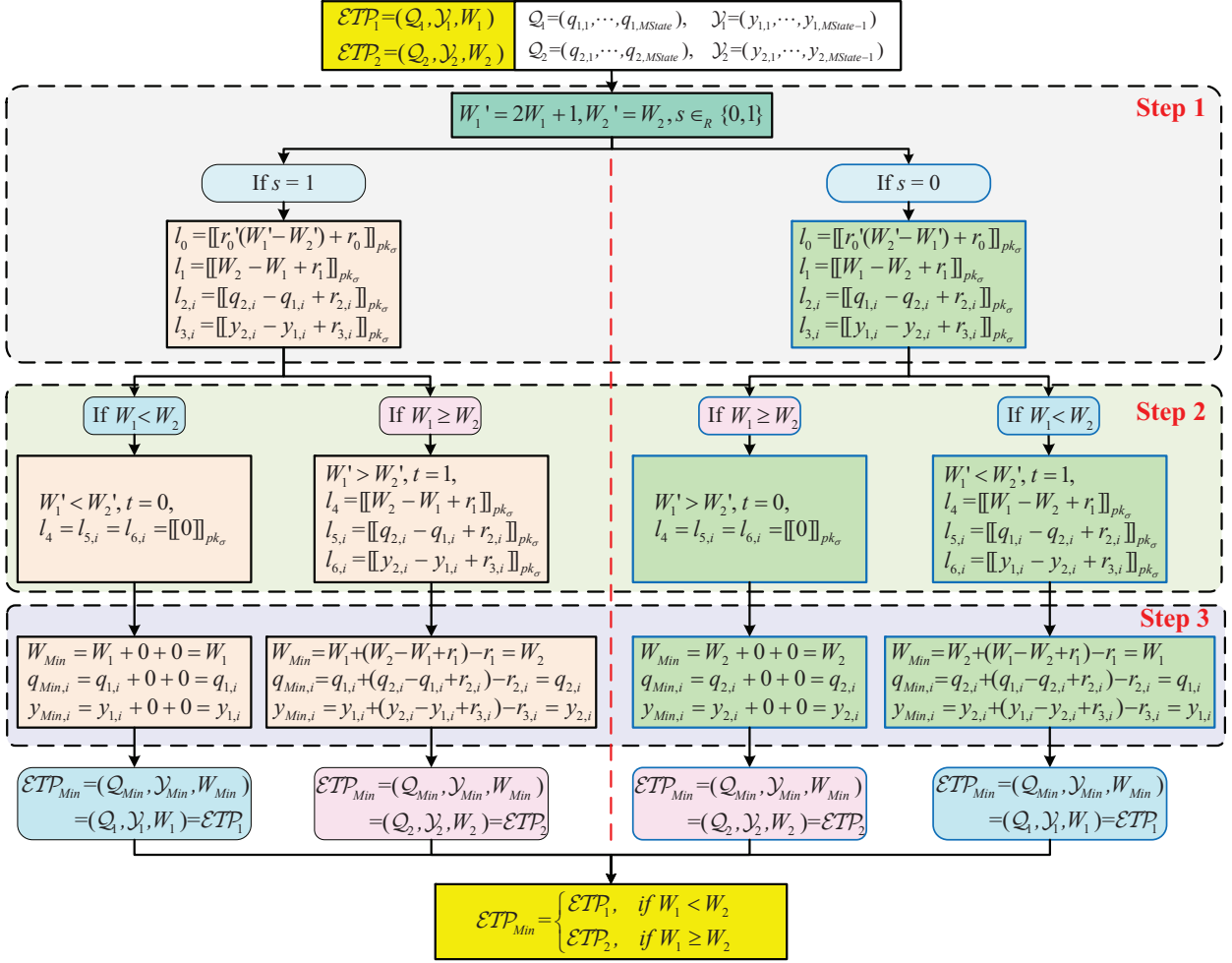


Fig. 14: Workflow of SMin

$$= \llbracket W_1 \rrbracket_{pk_\sigma} \cdot \llbracket 0 \rrbracket_{pk_\sigma} \cdot (\llbracket 0 \rrbracket_{pk_\sigma})^{N-r_1}$$

$$= \llbracket W_1 \rrbracket_{pk_\sigma},$$

$$\llbracket q_{Min,i} \rrbracket_{pk_\sigma} \leftarrow \text{SAD}(\llbracket q_{1,i} \rrbracket_{pk_A}, l_{5,i}) \cdot (\llbracket t \rrbracket_{pk_\sigma})^{N-r_{2,i}}$$

$$= \text{SAD}(\llbracket q_{1,i} \rrbracket_{pk_A}, \llbracket 0 \rrbracket_{pk_\sigma}) \cdot (\llbracket 0 \rrbracket_{pk_\sigma})^{N-r_{2,i}}$$

$$= \llbracket q_{1,i} \rrbracket_{pk_\sigma},$$

$$\llbracket y_{Min,i} \rrbracket_{pk_\sigma} \leftarrow \text{SAD}(\llbracket y_{1,i} \rrbracket_{pk_A}, l_{6,i}) \cdot (\llbracket t \rrbracket_{pk_\sigma})^{N-r_{3,i}}$$

$$= \text{SAD}(\llbracket y_{1,i} \rrbracket_{pk_A}, \llbracket 0 \rrbracket_{pk_\sigma}) \cdot (\llbracket 0 \rrbracket_{pk_\sigma})^{N-r_{3,i}}$$

$$= \llbracket y_{1,i} \rrbracket_{pk_\sigma}.$$

• If $W_1 \geq W_2$, then $W_1' > W_2'$, $l_0'' < \mathcal{L}(N)/2$, $t = 1$ and $l_4 = \text{CR}(l_1)$, $l_{5,i} = \text{CR}(l_{2,i})$, $l_{6,i} = \text{CR}(l_{3,i})$. The tuple $(\llbracket W_{Min} \rrbracket_{pk_\sigma}, \llbracket q_{Min,i} \rrbracket_{pk_\sigma}, \llbracket y_{Min,i} \rrbracket_{pk_\sigma})$ is calculated as

$$\llbracket W_{Min} \rrbracket_{pk_\sigma}$$

$$= \llbracket W_1 \rrbracket_{pk_\sigma} \cdot l_4 \cdot (\llbracket t \rrbracket_{pk_\sigma})^{N-r_1}$$

$$= \llbracket W_1 \rrbracket_{pk_\sigma} \cdot \llbracket W_2 - W_1 + r_1 \rrbracket_{pk_\sigma} \cdot (\llbracket 1 \rrbracket_{pk_\sigma})^{N-r_1}$$

$$= \llbracket W_2 \rrbracket_{pk_\sigma},$$

$$\llbracket q_{Min,i} \rrbracket_{pk_\sigma}$$

$$\leftarrow \text{SAD}(\llbracket q_{1,i} \rrbracket_{pk_A}, l_{5,i}) \cdot (\llbracket t \rrbracket_{pk_\sigma})^{N-r_{2,i}}$$

$$= \text{SAD}(\llbracket q_{1,i} \rrbracket_{pk_A}, \llbracket q_{2,i} - q_{1,i} + r_{2,i} \rrbracket_{pk_\sigma}) \cdot (\llbracket 1 \rrbracket_{pk_\sigma})^{N-r_{2,i}}$$

$$= \llbracket q_{2,i} \rrbracket_{pk_\sigma},$$

$$\llbracket y_{Min,i} \rrbracket_{pk_\sigma}$$

$$\leftarrow \text{SAD}(\llbracket y_{1,i} \rrbracket_{pk_A}, l_{6,i}) \cdot (\llbracket t \rrbracket_{pk_\sigma})^{N-r_{3,i}}$$

$$= \text{SAD}(\llbracket y_{1,i} \rrbracket_{pk_A}, \llbracket y_{2,i} - y_{1,i} + r_{3,i} \rrbracket_{pk_\sigma}) \cdot (\llbracket 1 \rrbracket_{pk_\sigma})^{N-r_{3,i}}$$

$$= \llbracket y_{2,i} \rrbracket_{pk_\sigma},$$

(2) When the flipped random coin $s = 0$, we have

$$l_0 = (\llbracket W_2' \rrbracket_{pk_\sigma})^{r_0'} \cdot (\llbracket W_1' \rrbracket_{pk_\sigma})^{N-r_0'} \cdot \llbracket r_0 \rrbracket_{pk_\sigma}$$

$$= \llbracket r_0'(W_2' - W_1') + r_0 \rrbracket_{pk_\sigma},$$

$$l_1 = \llbracket W_1 \rrbracket_{pk_\sigma} \cdot (\llbracket W_2 \rrbracket_{pk_\sigma})^{N-1} \cdot \llbracket r_1 \rrbracket_{pk_\sigma}$$

$$= \llbracket W_1 - W_2 + r_1 \rrbracket_{pk_\sigma},$$

$$l_{2,i} \leftarrow \text{SAD}(\llbracket q_{1,i} \rrbracket_{pk_A} \cdot (\llbracket q_{2,i} \rrbracket_{pk_A})^{N-1}, \llbracket r_{2,i} \rrbracket_{pk_\sigma})$$

$$= \llbracket q_{1,i} - q_{2,i} + r_{2,i} \rrbracket_{pk_\sigma},$$

$$l_{3,i} \leftarrow \text{SAD}(\llbracket y_{1,i} \rrbracket_{pk_A} \cdot (\llbracket y_{2,i} \rrbracket_{pk_A})^{N-1}, \llbracket r_{3,i} \rrbracket_{pk_\sigma}) \\ = \llbracket y_{1,i} - y_{2,i} + r_{3,i} \rrbracket_{pk_\sigma}.$$

• If $W_1 < W_2$, then $W'_1 < W'_2$, $l''_0 < \mathcal{L}(N)/2$, $t = 1$ and $l_4 = \text{CR}(l_1)$, $l_{5,i} = \text{CR}(l_{2,i})$, $l_{6,i} = \text{CR}(l_{3,i})$. The tuple $(\llbracket W_{Min} \rrbracket_{pk_\sigma}, \llbracket q_{Min,i} \rrbracket_{pk_\sigma}, \llbracket y_{Min,i} \rrbracket_{pk_\sigma})$ is calculated as

$$\begin{aligned} & \llbracket W_{Min} \rrbracket_{pk_\sigma} \\ &= \llbracket W_2 \rrbracket_{pk_\sigma} \cdot l_4 \cdot (\llbracket t \rrbracket_{pk_\sigma})^{N-r_1} \\ &= \llbracket W_2 \rrbracket_{pk_\sigma} \cdot \llbracket W_1 - W_2 + r_1 \rrbracket_{pk_\sigma} \cdot (\llbracket 1 \rrbracket_{pk_\sigma})^{N-r_1} \\ &= \llbracket W_1 \rrbracket_{pk_\sigma}, \end{aligned}$$

$$\begin{aligned} & \llbracket q_{Min,i} \rrbracket_{pk_\sigma} \\ & \leftarrow \text{SAD}(\llbracket q_{2,i} \rrbracket_{pk_A}, l_{5,i}) \cdot (\llbracket t \rrbracket_{pk_\sigma})^{N-r_{2,i}} \\ &= \text{SAD}(\llbracket q_{2,i} \rrbracket_{pk_A}, \llbracket q_{1,i} - q_{2,i} + r_{2,i} \rrbracket_{pk_\sigma}) \cdot (\llbracket 1 \rrbracket_{pk_\sigma})^{N-r_{2,i}} \\ &= \llbracket q_{1,i} \rrbracket_{pk_\sigma}, \end{aligned}$$

$$\begin{aligned} & \llbracket y_{Min,i} \rrbracket_{pk_\sigma} \\ & \leftarrow \text{SAD}(\llbracket y_{2,i} \rrbracket_{pk_A}, l_{6,i}) \cdot (\llbracket t \rrbracket_{pk_\sigma})^{N-r_{3,i}} \\ &= \text{SAD}(\llbracket y_{2,i} \rrbracket_{pk_A}, \llbracket y_{1,i} - y_{2,i} + r_{3,i} \rrbracket_{pk_\sigma}) \cdot (\llbracket 1 \rrbracket_{pk_\sigma})^{N-r_{3,i}} \\ &= \llbracket y_{1,i} \rrbracket_{pk_\sigma}, \end{aligned}$$

• If $W_1 \geq W_2$, then $W'_1 > W'_2$, $l''_0 > \mathcal{L}(N)/2$, $t = 0$ and $l_4 = \llbracket 0 \rrbracket_{pk_\sigma}$, $l_{5,i} = \llbracket 0 \rrbracket_{pk_\sigma}$, $l_{6,i} = \llbracket 0 \rrbracket_{pk_\sigma}$. The tuple $(\llbracket W_{Min} \rrbracket_{pk_\sigma}, \llbracket q_{Min,i} \rrbracket_{pk_\sigma}, \llbracket y_{Min,i} \rrbracket_{pk_\sigma})$ are calculated as

$$\begin{aligned} \llbracket W_{Min} \rrbracket_{pk_\sigma} &= \llbracket W_2 \rrbracket_{pk_\sigma} \cdot l_4 \cdot (\llbracket t \rrbracket_{pk_\sigma})^{N-r_1} \\ &= \llbracket W_2 \rrbracket_{pk_\sigma} \cdot \llbracket 0 \rrbracket_{pk_\sigma} \cdot (\llbracket 0 \rrbracket_{pk_\sigma})^{N-r_1} \\ &= \llbracket W_2 \rrbracket_{pk_\sigma}, \\ \llbracket q_{Min,i} \rrbracket_{pk_\sigma} & \leftarrow \text{SAD}(\llbracket q_{2,i} \rrbracket_{pk_A}, l_{5,i}) \cdot (\llbracket t \rrbracket_{pk_\sigma})^{N-r_{2,i}} \\ &= \text{SAD}(\llbracket q_{2,i} \rrbracket_{pk_A}, \llbracket 0 \rrbracket_{pk_\sigma}) \cdot (\llbracket 0 \rrbracket_{pk_\sigma})^{N-r_{2,i}} \\ &= \llbracket q_{2,i} \rrbracket_{pk_\sigma}, \\ \llbracket y_{Min,i} \rrbracket_{pk_\sigma} & \leftarrow \text{SAD}(\llbracket y_{2,i} \rrbracket_{pk_A}, l_{6,i}) \cdot (\llbracket t \rrbracket_{pk_\sigma})^{N-r_{3,i}} \\ &= \text{SAD}(\llbracket y_{2,i} \rrbracket_{pk_A}, \llbracket 0 \rrbracket_{pk_\sigma}) \cdot (\llbracket 0 \rrbracket_{pk_\sigma})^{N-r_{3,i}} \\ &= \llbracket y_{2,i} \rrbracket_{pk_\sigma}. \end{aligned}$$

Since the above analysis includes several case by case discussions (“ $s = 1$ vs. $s = 0$ ”, and “ $W_1 < W_2$ vs. $W_1 \geq W_2$ ”), we depict different situations in Figure 14 to make them easy to understand. The above analysis demonstrates that SMin could correctly output \mathcal{ETP}_{Min} (with the lowest weight) from the two encrypted treatment procedures.

C-5. Elaboration of BPS- k : BPS- k selects the top- k most recommended treatment procedures (with the top- k lowest weights) in a privacy-preserving way, which is elaborated below.

1) Line 1. The set S is assigned with $\llbracket \mathcal{ETP} \rrbracket_{pk_A}$.

- 2) Line 2. BPS- k needs k rounds to get the result. In each round, the protocol picks up the expanded treatment procedure with the lowest weight.
- 3) Line 3. Run SMin_n to get the best encrypted treatment procedure $\llbracket \mathcal{ETP}_{Min_i} \rrbracket_{pk_\sigma}$ (with the lowest weight) in the i -th round.
- 4) Line 4-5. For each element in S , CP calculates

$$l_j = (\llbracket W_{Min_i} \rrbracket_{pk_\sigma})^{r_j} \cdot (\llbracket W_j \rrbracket_{pk_\sigma})^{N-r_j} \\ = \llbracket r_j(W_{Min_i} - W_j) \rrbracket_{pk_\sigma}.$$

If $W_j = W_{Min_i}$, we have $l_j = \llbracket 0 \rrbracket_{pk_\sigma}$. Otherwise, $l_j \neq \llbracket 0 \rrbracket_{pk_\sigma}$. Then, CP partially decrypts l_j and stores the result in l'_j .

- 5) Line 6. CP uses a permutation π_i to disorder (l_1, \dots, l_n) and (l'_1, \dots, l'_n) . Then, $\{(l_{\pi_i(j)}, l'_{\pi_i(j)})\}$ for $1 \leq j \leq n$ are sends to CSP.
- 6) Line 7-8. CSP decrypts $(l_{\pi_i(j)}, l'_{\pi_i(j)})$ to get $l''_{\pi_i(j)}$ for $1 \leq j \leq n$. If $l''_{\pi_i(j)} = 0$, CSP sets $A_{\pi_i(j)} = \llbracket MWeight \rrbracket_{pk_\sigma}$. Otherwise, $A_{\pi_i(j)} = \llbracket 1 \rrbracket_{pk_\sigma}$.
- 7) Line 9. Receiving $(A_{\pi_i(1)}, \dots, A_{\pi_i(n)})$, CP utilizes the inverse permutation function π_i^{-1} to recover the order and obtains (A_1, \dots, A_n) .
 - It easy to find that the origin $\llbracket \mathcal{ETP}_\zeta \rrbracket_{pk_A}$ of $\llbracket \mathcal{ETP}_{Min_i} \rrbracket_{pk_\sigma}$ has $A_\zeta = \llbracket MWeight \rrbracket_{pk_\sigma}$.
 - For $1 \leq j \leq n$ and $j \neq \zeta$, $\llbracket \mathcal{ETP}_j \rrbracket_{pk_A}$ has $A_j = \llbracket 1 \rrbracket_{pk_\sigma}$.
- 8) Line 10. The set $(\llbracket W_1 \rrbracket_{pk_\sigma}, \dots, \llbracket W_n \rrbracket_{pk_\sigma})$ in S is refreshed.
 - The element $\llbracket W_\zeta \rrbracket_{pk_\sigma}$ in the origin tuple $\llbracket \mathcal{ETP}_\zeta \rrbracket_{pk_A}$ of $\llbracket \mathcal{ETP}_{Min_i} \rrbracket_{pk_\sigma}$ is set to $\llbracket W_\zeta \cdot MWeight \rrbracket_{pk_\sigma}$.
 - For $1 \leq j \leq n$ and $j \neq \zeta$, $\llbracket W_j \rrbracket_{pk_\sigma}$ is unchanged since $\llbracket W_j \rrbracket_{pk_\sigma} \leftarrow \text{SMD}(\llbracket W_j \rrbracket_{pk_\sigma}, A_j) = \text{SMD}(\llbracket W_j \rrbracket_{pk_\sigma}, \llbracket 1 \rrbracket_{pk_\sigma}) = \llbracket W_j \times 1 \rrbracket_{pk_\sigma} = \llbracket W_j \rrbracket_{pk_\sigma}$.

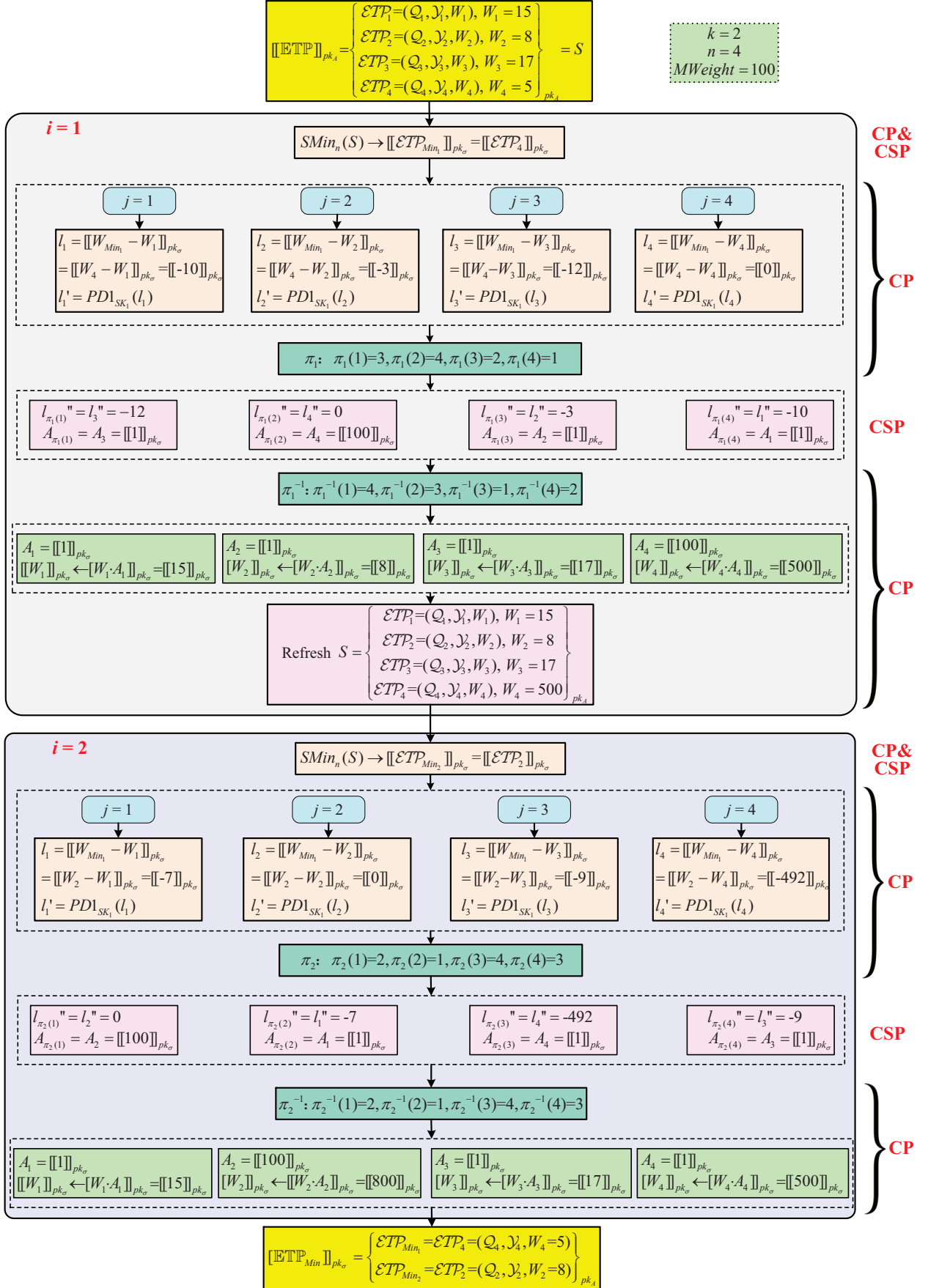
We give an example in Figure 15 to describe the working process of BPS- k . Suppose the expanded treatment procedure set $\llbracket \mathcal{ETP} \rrbracket_{pk_A}$ contains four ($n = 4$) procedures $\llbracket \mathcal{ETP}_i \rrbracket_{pk_A} = (\llbracket \mathcal{Q}_i \rrbracket_{pk_A}, \llbracket \mathcal{V}_i \rrbracket_{pk_A}, \llbracket W_i \rrbracket_{pk_A})$, where $i \in \{1, 2, 3, 4\}$, $W_1 = 15$, $W_2 = 8$, $W_3 = 17$ and $W_4 = 5$. Let $k = 2$ to select the top-2 best treatment procedures. Set the maximum weight $MWeight = 100$.

- 1) To select the first best treatment procedure ($i = 1$), CP and CSP executes line 3-10 in BPS- k .

- CSP and CP invoke SMin_n protocol to get $\llbracket \mathcal{ETP}_{Min_1} \rrbracket_{pk_\sigma}$ in a privacy preserving way, which is $\llbracket \mathcal{ETP}_4 \rrbracket_{pk_\sigma}$ in our example.
- Since $n = 4$, CP calculates four tuples of (l_j, l'_j) for $j = \{1, 2, 3, 4\}$:

$$\begin{aligned} l_1 &= \llbracket W_{Min_1} - W_1 \rrbracket_{pk_\sigma} = \llbracket -10 \rrbracket_{pk_\sigma}, \\ l_2 &= \llbracket W_{Min_1} - W_2 \rrbracket_{pk_\sigma} = \llbracket -3 \rrbracket_{pk_\sigma}, \\ l_3 &= \llbracket W_{Min_1} - W_3 \rrbracket_{pk_\sigma} = \llbracket -12 \rrbracket_{pk_\sigma}, \\ l_4 &= \llbracket W_{Min_1} - W_4 \rrbracket_{pk_\sigma} = \llbracket 0 \rrbracket_{pk_\sigma}. \end{aligned}$$

and $l'_j = \text{PK1}_{SK_1}(l_j)$.

Fig. 15: A Toy Example to Illustrate Workflow of BPS- k

- CP chooses a permutation function $\pi_1 : \pi_1(1) = 3, \pi_1(2) = 4, \pi_1(3) = 2, \pi_1(4) = 1$ to scramble the above four tuples, which are sent to CSP.
- Receiving the disordered tuples, CSP decrypts $l''_{\pi_1(1)} = -12, l''_{\pi_1(2)} = 0, l''_{\pi_1(3)} = -3, l''_{\pi_1(4)} = -10$. According to the rule in line 8, CSP computes $A_{\pi_1(1)} = [1]_{pk_\sigma}, A_{\pi_1(2)} = [100]_{pk_\sigma}, A_{\pi_1(3)} = [1]_{pk_\sigma}, A_{\pi_1(4)} = [1]_{pk_\sigma}$ and sends them to CP.
- The restore the order, CP using $\pi_1^{-1} : \pi_1^{-1}(1) = 4, \pi_1^{-1}(2) = 3, \pi_1^{-1}(3) = 1, \pi_1^{-1}(4) = 2$ to recover $A_1 = [1]_{pk_\sigma}, A_2 = [1]_{pk_\sigma}, A_3 = [1]_{pk_\sigma}, A_4 = [100]_{pk_\sigma}$.
- Then, CP calculates

$$\begin{aligned} W_1 &\leftarrow W_1 \cdot A_1 = 15, \\ W_2 &\leftarrow W_2 \cdot A_2 = 8, \\ W_3 &\leftarrow W_3 \cdot A_3 = 17, \\ W_4 &\leftarrow W_4 \cdot A_4 = 500. \end{aligned}$$

It is obvious that the weights (W_1, W_2, W_3) remain the same; and the weight of $[\mathcal{ETP}_{Min_1}]_{pk_\sigma} = [\mathcal{ETP}_4]_{pk_\sigma}$ is set to be the largest one. The weights in set S (containing $[\mathcal{ETP}]_{pk_\sigma}$) are refreshed to the new ones.

- To select the second best treatment procedure ($i = 2$), CP and CSP executes line 3-10 in BPS- k .
 - CSP and CP invoke $SMin_n$ protocol to get $[\mathcal{ETP}_{Min_2}]_{pk_\sigma}$ in a privacy preserving way, which is $[\mathcal{ETP}_2]_{pk_\sigma}$ in our example.
 - Since $n = 4$, CP calculates four tuples of (l_j, l'_j) for $j = \{1, 2, 3, 4\}$:

$$\begin{aligned} l_1 &= [W_{Min_1} - W_1]_{pk_\sigma} = [-7]_{pk_\sigma}, \\ l_2 &= [W_{Min_1} - W_2]_{pk_\sigma} = [0]_{pk_\sigma}, \\ l_3 &= [W_{Min_1} - W_3]_{pk_\sigma} = [-9]_{pk_\sigma}, \\ l_4 &= [W_{Min_1} - W_4]_{pk_\sigma} = [-492]_{pk_\sigma}. \end{aligned}$$

and $l'_j = PK1_{SK_1}(l_j)$.

- CP chooses a permutation function $\pi_2 : \pi_2(1) = 2, \pi_2(2) = 1, \pi_2(3) = 4, \pi_2(4) = 3$ to scramble the above four tuples, which are sent to CSP.
- Receiving the disordered tuples, CSP decrypts $l''_{\pi_2(1)} = -7, l''_{\pi_2(2)} = 0, l''_{\pi_2(3)} = -9, l''_{\pi_2(4)} = -492$. According to the rule in line 8, CSP computes $A_{\pi_2(1)} = [100]_{pk_\sigma}, A_{\pi_2(2)} = [1]_{pk_\sigma}, A_{\pi_2(3)} = [1]_{pk_\sigma}, A_{\pi_2(4)} = [1]_{pk_\sigma}$ and sends them to CP.
- The restore the order, CP using $\pi_2^{-1} : \pi_2^{-1}(1) = 2, \pi_2^{-1}(2) = 1, \pi_2^{-1}(3) = 4, \pi_2^{-1}(4) = 3$ to recover $A_1 = [1]_{pk_\sigma}, A_2 = [100]_{pk_\sigma}, A_3 = [1]_{pk_\sigma}, A_4 = [1]_{pk_\sigma}$.
- Then, CP calculates

$$\begin{aligned} W_1 &\leftarrow W_1 \cdot A_1 = 15, \\ W_2 &\leftarrow W_2 \cdot A_2 = 800, \\ W_3 &\leftarrow W_3 \cdot A_3 = 17, \\ W_4 &\leftarrow W_4 \cdot A_4 = 500. \end{aligned}$$

It is obvious that the weights (W_1, W_2, W_3) remain the same; and the weight of $[\mathcal{ETP}_{Min_2}]_{pk_\sigma} = [\mathcal{ETP}_2]_{pk_\sigma}$ is set to be the largest one. The weights in set S (containing $[\mathcal{ETP}]_{pk_\sigma}$) are refreshed to the new ones.

- Finally, the BPS- k protocol outputs $[\mathcal{ETP}_{Min}]_{pk_\sigma} = \{[\mathcal{ETP}_4]_{pk_\sigma}, [\mathcal{ETP}_2]_{pk_\sigma}\}$ ($W_4 = 5$ and $W_2 = 8$).

D. Protocol Proof

D-1. Proof of $SMin$: **Theorem 4-1.** *$SMin$ is secure in the presence of semi-honest (non-colluding) attackers $\mathcal{A} = (\mathcal{A}_{D_1}, \mathcal{A}_{S_1}, \mathcal{A}_{S_2})$.*

Proof. We now construct the following independent simulators $(Sim_{D_1}, Sim_{S_1}, Sim_{S_2})$.

Sim_{D_1} receives \mathcal{ETP}_1 and \mathcal{ETP}_2 as inputs and simulates \mathcal{A}_{D_1} as following, where

$$\begin{aligned} \mathcal{ETP}_i &= (\mathcal{Q}_i, \mathcal{Y}_i, W_i), \\ \mathcal{Q}_i &= (q_0, q_{i,\theta_1}, \dots, q_{i,MState-1}), \\ \mathcal{Y}_i &= (y_{i,\theta_1}, \dots, y_{i,MState-1}), \end{aligned}$$

for $i \in \{1, 2\}$.

It generates the ciphertext $[\mathcal{ETP}_1]_{pk_A}$ and $[\mathcal{ETP}_2]_{pk_A}$, where

$$\begin{aligned} [\mathcal{ETP}_i]_{pk_A} &= ([\mathcal{Q}_i]_{pk_A}, [\mathcal{Y}_i]_{pk_A}, [W_i]_{pk_\sigma}), \\ [\mathcal{Q}_i]_{pk_A} &= ([q_0]_{pk_A}, [q_{i,\theta_1}]_{pk_A}, \dots, [q_{i,MState-1}]_{pk_A}), \\ [\mathcal{Y}_i]_{pk_A} &= ([y_{i,\theta_1}]_{pk_A}, \dots, [y_{i,MState-1}]_{pk_A}), \end{aligned}$$

for $i \in \{1, 2\}$.

The entire view of \mathcal{A}_{D_1} is the received tuples and the encrypted data. The IND-CPA security of PCTD ensures that \mathcal{A}_{D_1} 's view is indistinguishable from its view in the real world execution.

Sim_{S_1} simulates \mathcal{A}_{S_1} as following. It randomly selects \mathcal{ETP}_1 and \mathcal{ETP}_2 and encrypts them to $[\mathcal{ETP}_1]_{pk_A}$ and $[\mathcal{ETP}_2]_{pk_A}$. Then, it computes $[\hat{W}_1]_{pk_\sigma} = ([W_1]_{pk_\sigma})^2 \cdot [1]_{pk_\sigma}, [\hat{W}_2]_{pk_\sigma} = ([W_2]_{pk_\sigma})^2$. Sim_{S_1} flips a random coin $s \in \{0, 1\}$ and computes $l_0, l_1, \hat{l}_{2,i}, \hat{l}_{3,i}$. Then, utilizing PD1 algorithm, it computes \hat{l}'_0 . It randomly selects $\hat{t} \in \{0, 1\}$ and computes $[\hat{t}]_{pk_\sigma}$. It generates random ciphertext $\hat{l}_4, \hat{l}_{5,i}, \hat{l}_{6,i}$. According to the randomly flipped coins $s \in \{0, 1\}$, it inputs $([\hat{q}_{1,i}]_{pk_A}, [\hat{q}_{2,i}]_{pk_A}), ([\hat{y}_{1,i}]_{pk_A}, [\hat{y}_{2,i}]_{pk_A}), l_{5,i}$ and $l_{6,i}$ into $Sim_{S_1}^{SAD}$ in Ref. [16] and gets $[\hat{q}_{Min,i}]_{pk_\sigma}, [\hat{y}_{Min,i}]_{pk_\sigma}$. Then, Sim_{S_1} sends $(\hat{l}'_0, \hat{l}_0, \hat{l}_1, \hat{l}_{2,i}, \hat{l}_{3,i}, \hat{l}_4, \hat{l}_{5,i}, \hat{l}_{6,i}, [\hat{t}]_{pk_\sigma})$ and the intermediate encrypted data of $Sim_{S_1}^{SAD}$ to \mathcal{A}_{S_1} . If \mathcal{A}_{S_1} replies with \perp , then Sim_{S_1} outputs \perp . The IND-CPA security of PCTD ensures that \mathcal{A}_{D_1} 's view is indistinguishable from its view in the real world execution.

Sim_{S_2} simulates \mathcal{A}_{S_2} as following. It selects random $\hat{t} \in \{0, 1\}$. If $\hat{t} = 0$, it calculates $\hat{l}_4 = [0]_{pk_\sigma}, \hat{C}_{5,i} = [0]_{pk_\sigma}, \hat{l}_{6,i} = [0]_{pk_\sigma}$. If $\hat{t} = 1$, it generates random encryptions to be $(\hat{l}_4, \hat{l}_{5,i}, \hat{l}_{6,i})$. For a certain \hat{t} , the generated ciphertexts are computationally indistinguishable from the real world due to the IND-CPA security of PCTD. In real and ideal world, the views of \mathcal{A}_{S_2} are indistinguishable. \square

Theorem 4-2. *$SMin$ is secure against the adversary \mathcal{A}^* defined in the attack model.*

Proof. The adversary \mathcal{A}^* is assumed to have the following abilities.

- (1) \mathcal{A}^* is assumed to be an outside adversary and eavesdrop all the communications to get the transmitted data. As \mathcal{A}^* is assumed to be an outside adversary, \mathcal{A}^* cannot get hospital A 's secret key sk_A , patient B 's secret key sk_B and B 's authorization secret key sk_σ . \mathcal{A}^* also cannot get CP's partial strong key SK_1 and CSP's partial strong key SK_2 .

If \mathcal{A}^* eavesdrops the communication channel, \mathcal{A}^* could get the encrypted tuples $\llbracket \mathcal{ETP}_1 \rrbracket_{pk_A}$ and $\llbracket \mathcal{ETP}_2 \rrbracket_{pk_A}$ that are transmitted at the beginning of the SMin protocol, and $\llbracket \mathcal{ETP}_{Min} \rrbracket_{pk_\sigma}$ that is transmitted at the end of the protocol. Since $\llbracket \mathcal{ETP}_1 \rrbracket_{pk_A}$, $\llbracket \mathcal{ETP}_2 \rrbracket_{pk_A}$ and $\llbracket \mathcal{ETP}_{Min} \rrbracket_{pk_\sigma}$ are encrypted using PCTD, the adversary \mathcal{A}^* cannot recover $(\mathcal{Q}_1, \mathcal{Y}_1, W_1)$, $(\mathcal{Q}_2, \mathcal{Y}_2, W_2)$ and $(\mathcal{Q}_{Min}, \mathcal{Y}_{Min}, W_{Min})$ due to the IND-CPA security of PCTD.

If \mathcal{A}^* eavesdrops the communication channel between CP and CSP, \mathcal{A}^* could get $(l'_0, l_0, l_1, l_{2,i}, l_{3,i})$ in the end of step 1, and $(\llbracket t \rrbracket_{pk_\sigma}, l_4, l_{5,i}, l_{6,i})$ at the end of step 2. In SMin, these ciphertexts $(l'_0, l_0, l_1, l_{2,i}, l_{3,i}, \llbracket t \rrbracket_{pk_\sigma}, l_4, l_{5,i}, l_{6,i})$ are all encrypted using the public key pk_σ . Since the adversary \mathcal{A}^* does not know the data owner B 's authorization secret key sk_σ and the CSP's partial strong key SK_2 , \mathcal{A}^* cannot recover the underlying plaintexts.

- (2) \mathcal{A}^* is assumed to compromise CP and get CP's partial strong key SK_1 . But \mathcal{A}^* cannot get CSP's partial strong key SK_2 . \mathcal{A}^* also cannot get hospital A 's secret key sk_A , patient B 's secret key sk_B and B 's authorization secret key sk_σ .

In step 1 of SMin, \mathcal{A}^* obtains $\llbracket \mathcal{ETP}_1 \rrbracket_{pk_A}$ and $\llbracket \mathcal{ETP}_2 \rrbracket_{pk_A}$. \mathcal{A}^* cannot recover $(\mathcal{Q}_1, \mathcal{Y}_1, W_1)$ and $(\mathcal{Q}_2, \mathcal{Y}_2, W_2)$ without the secret keys sk_σ, sk_A . In step 3, \mathcal{A}^* obtains $(\llbracket t \rrbracket_{pk_\sigma}, l_4, l_{5,i}, l_{6,i})$ from CSP.

If $s = 1$,

$$\begin{aligned} & \llbracket W_{Min} \rrbracket_{pk_\sigma} \\ = & \llbracket W_1 \rrbracket_{pk_\sigma} \cdot l_4 \cdot (\llbracket t \rrbracket_{pk_\sigma})^{N-r_1} \\ = & \begin{cases} \llbracket W_1 + (W_2 - W_1 + r_1) - r_1 \rrbracket_{pk_\sigma}, & \text{if } t = 1, \\ \llbracket W_1 + 0 - 0 \rrbracket_{pk_\sigma}, & \text{if } t = 0, \end{cases} \\ = & \begin{cases} \llbracket W_2 \rrbracket_{pk_\sigma}, & \text{if } t = 1, \\ \llbracket W_1 \rrbracket_{pk_\sigma}, & \text{if } t = 0, \end{cases} \end{aligned}$$

$$\begin{aligned} & \llbracket q_{Min,i} \rrbracket_{pk_\sigma} \\ \leftarrow & \text{SAD}(\llbracket q_{1,i} \rrbracket_{pk_A}, l_{5,i}) \cdot (\llbracket t \rrbracket_{pk_\sigma})^{N-r_{2,i}} \\ = & \begin{cases} \llbracket q_{1,i} + (q_{2,i} - q_{1,i} + r_{2,i}) - r_{2,i} \rrbracket_{pk_\sigma}, & \text{if } t = 1, \\ \llbracket q_{1,i} + 0 - 0 \rrbracket_{pk_\sigma}, & \text{if } t = 0, \end{cases} \\ = & \begin{cases} \llbracket q_{2,i} \rrbracket_{pk_\sigma}, & \text{if } t = 1, \\ \llbracket q_{1,i} \rrbracket_{pk_\sigma}, & \text{if } t = 0, \end{cases} \end{aligned}$$

$$\begin{aligned} & \llbracket y_{Min,i} \rrbracket_{pk_\sigma} \\ \leftarrow & \text{SAD}(\llbracket y_{1,i} \rrbracket_{pk_A}, l_{6,i}) \cdot (\llbracket t \rrbracket_{pk_\sigma})^{N-r_{3,i}} \\ = & \begin{cases} \llbracket y_{1,i} + (y_{2,i} - y_{1,i} + r_{3,i}) - r_{3,i} \rrbracket_{pk_\sigma}, & \text{if } t = 1, \\ \llbracket y_{1,i} + 0 - 0 \rrbracket_{pk_\sigma}, & \text{if } t = 0, \end{cases} \\ = & \begin{cases} \llbracket y_{2,i} \rrbracket_{pk_\sigma}, & \text{if } t = 1, \\ \llbracket y_{1,i} \rrbracket_{pk_\sigma}, & \text{if } t = 0, \end{cases} \end{aligned}$$

If $s = 0$,

$$\begin{aligned} & \llbracket W_{Min} \rrbracket_{pk_\sigma} \\ = & \llbracket W_2 \rrbracket_{pk_\sigma} \cdot l_4 \cdot (\llbracket t \rrbracket_{pk_\sigma})^{N-r_1} \\ = & \begin{cases} \llbracket W_2 + (W_1 - W_2 + r_1) - r_1 \rrbracket_{pk_\sigma}, & \text{if } t = 1, \\ \llbracket W_2 + 0 - 0 \rrbracket_{pk_\sigma}, & \text{if } t = 0, \end{cases} \\ = & \begin{cases} \llbracket W_1 \rrbracket_{pk_\sigma}, & \text{if } t = 1, \\ \llbracket W_2 \rrbracket_{pk_\sigma}, & \text{if } t = 0, \end{cases} \end{aligned}$$

$$\begin{aligned} & \llbracket q_{Min,i} \rrbracket_{pk_\sigma} \\ \leftarrow & \text{SAD}(\llbracket q_{2,i} \rrbracket_{pk_A}, l_{5,i}) \cdot (\llbracket t \rrbracket_{pk_\sigma})^{N-r_{2,i}} \\ = & \begin{cases} \llbracket q_{2,i} + (q_{1,i} - q_{2,i} + r_{2,i}) - r_{2,i} \rrbracket_{pk_\sigma}, & \text{if } t = 1, \\ \llbracket q_{2,i} + 0 - 0 \rrbracket_{pk_\sigma}, & \text{if } t = 0, \end{cases} \\ = & \begin{cases} \llbracket q_{1,i} \rrbracket_{pk_\sigma}, & \text{if } t = 1, \\ \llbracket q_{2,i} \rrbracket_{pk_\sigma}, & \text{if } t = 0, \end{cases} \end{aligned}$$

$$\begin{aligned} & \llbracket y_{Min,i} \rrbracket_{pk_\sigma} \\ \leftarrow & \text{SAD}(\llbracket y_{2,i} \rrbracket_{pk_A}, l_{6,i}) \cdot (\llbracket t \rrbracket_{pk_\sigma})^{N-r_{3,i}} \\ = & \begin{cases} \llbracket y_{2,i} + (y_{1,i} - y_{2,i} + r_{3,i}) - r_{3,i} \rrbracket_{pk_\sigma}, & \text{if } t = 1, \\ \llbracket y_{2,i} + 0 - 0 \rrbracket_{pk_\sigma}, & \text{if } t = 0, \end{cases} \\ = & \begin{cases} \llbracket y_{1,i} \rrbracket_{pk_\sigma}, & \text{if } t = 1, \\ \llbracket y_{2,i} \rrbracket_{pk_\sigma}, & \text{if } t = 0, \end{cases} \end{aligned}$$

Since t is unknown to CP, \mathcal{A}^* cannot decide the result $\llbracket \mathcal{ETP}_{Min} \rrbracket_{pk_\sigma}$ comes from $\llbracket \mathcal{ETP}_1 \rrbracket_{pk_A}$ or $\llbracket \mathcal{ETP}_2 \rrbracket_{pk_A}$.

- (3) \mathcal{A}^* is assumed to compromise CSP and get CSP's partial strong key SK_2 . But \mathcal{A}^* cannot get CP's partial strong key SK_1 . \mathcal{A}^* also cannot get hospital A 's secret key sk_A , patient B 's secret key sk_B and B 's authorization secret key sk_σ .

In step 2 of the SMin protocol, \mathcal{A}^* obtains $(l'_0, l_0, l_1, l_{2,i}, l_{3,i})$ transmitted by CP. Since \mathcal{A}^* knows CSP's partial strong key SK_2 , \mathcal{A}^* decrypts $l''_0 = \text{PD2}_{SK_2}(l_0, l'_0)$. If $\mathcal{L}(l''_0) < \mathcal{L}(N)/2$, CSP sets $t = 0$ and computes

$$l_4 = \llbracket 0 \rrbracket_{pk_\sigma}, l_{5,i} = \llbracket 0 \rrbracket_{pk_\sigma}, l_{6,i} = \llbracket 0 \rrbracket_{pk_\sigma}.$$

If $\mathcal{L}(l_0'') > \mathcal{L}(N)/2$, CSP sets $t = 1$ and computes

$$l_4 = \text{CR}(l_1), l_{5,i} = \text{CR}(l_{2,i}), l_{6,i} = \text{CR}(l_{3,i}).$$

Since \mathcal{A}^* can get the plaintext l_0'' , \mathcal{A}^* cannot deduce the relationship of size between W_1 and W_2 . The reason is explained below.

In step 1, CP flips a random coins $s \in \{0, 1\}$ and calculates $(l_0, l_1, l_{2,i}, l_{3,i})$ according to s . The adversary \mathcal{A}^* gets

$$\begin{aligned} l_0 &= \begin{cases} \llbracket r_0'(W_1' - W_2') + r_0 \rrbracket_{pk_\sigma}, & \text{if } s = 1, \\ \llbracket r_0'(W_2' - W_1') + r_0 \rrbracket_{pk_\sigma}, & \text{if } s = 0, \end{cases} \\ l_1 &= \begin{cases} \llbracket W_2 - W_1 + r_1 \rrbracket_{pk_\sigma}, & \text{if } s = 1, \\ \llbracket W_1 - W_2 + r_1 \rrbracket_{pk_\sigma}, & \text{if } s = 0, \end{cases} \\ l_{2,i} &= \begin{cases} \llbracket q_{2,i} - q_{1,i} + r_{2,i} \rrbracket_{pk_\sigma}, & \text{if } s = 1, \\ \llbracket q_{1,i} - q_{2,i} + r_{2,i} \rrbracket_{pk_\sigma}, & \text{if } s = 0, \end{cases} \\ l_{3,i} &= \begin{cases} \llbracket y_{2,i} - y_{1,i} + r_{3,i} \rrbracket_{pk_\sigma}, & \text{if } s = 1, \\ \llbracket y_{1,i} - y_{2,i} + r_{3,i} \rrbracket_{pk_\sigma}, & \text{if } s = 0, \end{cases} \end{aligned}$$

Due to the randomness of s , \mathcal{A}^* cannot deduce the relationship of size between W_1 and W_2 .

- (4) \mathcal{A}^* is assumed to be a set of collude malicious patients (B_1, \dots, B_n) (except the challenge patient B^*), and \mathcal{A}^* gets their secret keys $(sk_{B_1}, \dots, sk_{B_n})$. \mathcal{A}^* wants to get the data that belongs to the challenge patient B^* . Suppose the returned result is $\llbracket \mathcal{ETP}_{Min} \rrbracket_{pk_{\Sigma^*}} = (\llbracket \mathcal{Q}_{Min} \rrbracket_{pk_{\Sigma^*}}, \llbracket \mathcal{V}_{Min} \rrbracket_{pk_{\Sigma^*}}, \llbracket W_{Min} \rrbracket_{pk_{\Sigma^*}})$, where pk_{Σ^*} is the authorize public key from hospital A to challenge patient B^* . Since the patient's secret keys are independently generated, the adversary \mathcal{A}^* cannot utilize $(sk_{B_1}, \dots, sk_{B_n})$ to deduce the challenge patient B^* 's secret key sk_{B^*} . \mathcal{A}^* also cannot get the authorization secret key sk_{Σ^*} . Thus, \mathcal{A}^* cannot recover $(\mathcal{Q}_{Min}, \mathcal{V}_{Min}, W_{Min})$.

According to the analysis, SMin is secure against the adversary \mathcal{A}^* defined in the attack model. \square

D-2. Proof of BPS-k: **Theorem 6-1.** *BPS-k is secure to select the top-k best encrypted treatment procedures (with lowest weights) in the presence of semi-honest (non-colluding) attackers $\mathcal{A} = (\mathcal{A}_{D_1}, \mathcal{A}_{S_1}, \mathcal{A}_{S_2})$.*

Proof. We now construct the following independent simulators $(Sim_{D_1}, Sim_{S_1}, Sim_{S_2})$.

Sim_{D_1} receives \mathcal{ETP}_i (for $1 \leq i \leq n$) as inputs and simulates \mathcal{A}_{D_1} as following, where

$$\begin{aligned} \mathcal{ETP}_i &= (\mathcal{Q}_i, \mathcal{Y}_i, \mathcal{W}_i), \\ \mathcal{Q}_i &= (q_0, q_{i,\theta_1}, \dots, q_{i,MState-1}), \\ \mathcal{Y}_i &= (y_{i,\theta_1}, \dots, y_{i,MState-1}), \end{aligned}$$

for $1 \leq i \leq n$.

It generates $\llbracket \mathcal{ETP}_i \rrbracket_{pk_A}$ for $1 \leq i \leq n$, where

$$\begin{aligned} \llbracket \mathcal{ETP}_i \rrbracket_{pk_A} &= (\llbracket \mathcal{Q}_i \rrbracket_{pk_A}, \llbracket \mathcal{Y}_i \rrbracket_{pk_A}, \llbracket \mathcal{W}_i \rrbracket_{pk_\sigma}), \\ \llbracket \mathcal{Q}_i \rrbracket_{pk_A} &= (\llbracket q_0 \rrbracket_{pk_A}, \llbracket q_{i,\theta_1} \rrbracket_{pk_A}, \dots, \llbracket q_{i,MState-1} \rrbracket_{pk_A}), \\ \llbracket \mathcal{Y}_i \rrbracket_{pk_A} &= (\llbracket y_{i,\theta_1} \rrbracket_{pk_A}, \dots, \llbracket y_{i,MState-1} \rrbracket_{pk_A}). \end{aligned}$$

The entire view of \mathcal{A}_{D_1} is the received tuples and the encrypted data. The IND-CPA security of PCTD ensures that \mathcal{A}_{D_1} 's view is indistinguishable from its view in the real world execution.

Sim_{S_1} simulates \mathcal{A}_{S_1} as following. It randomly generates $\llbracket \mathcal{ETP} \rrbracket_{pk_A} = (\llbracket \mathcal{ETP}_1 \rrbracket_{pk_A}, \dots, \llbracket \mathcal{ETP}_n \rrbracket_{pk_A})$ and inputs them into $Sim_{S_1}^{SMin}$ in Theorem 5 and gets $\llbracket \mathcal{ETP}_{Min_i} \rrbracket_{pk_\sigma} = (\llbracket \mathcal{Q}_{Min_i} \rrbracket_{pk_\sigma}, \llbracket \mathcal{V}_{Min_i} \rrbracket_{pk_\sigma}, \llbracket W_{Min_i} \rrbracket_{pk_\sigma})$, where W_{Min_i} is the lowest weight in the i -th round. Sim_{S_1} randomly selects $r_j', r_j \in \mathbb{Z}_N$, and computes $l_j = (\llbracket W_{Min_i} \rrbracket_{pk_\sigma})^{r_j} \cdot (\llbracket W_j \rrbracket_{pk_\sigma})^{N-r_j}$. Then, Sim_{S_1} partially decrypts l_j to $l_j' = \text{PD}_{1SK_1}(l_j)$, and permutes (l_j, l_j') using the permutation function π_i . The result is denoted as $(l_{\pi_i(j)}, l_{\pi_i(j)}')$. Sim_{S_1} sends $(l_{\pi_i(j)}, l_{\pi_i(j)}')$ and the intermediate encrypted data of $Sim_{S_1}^{SMin}$ to \mathcal{A}_{S_1} . If \mathcal{A}_{S_1} replies with \perp , then Sim_{S_1} outputs \perp . The IND-CPA security of PCTD ensures that \mathcal{A}_{S_1} 's view is indistinguishable from its view in the real world execution.

Sim_{S_2} simulates \mathcal{A}_{S_2} as following. It randomly generates $\rho \in \{0, 1\}$. If $\rho = 0$, it sets $A_{\pi_i(j)} = \llbracket MWeight \rrbracket_{pk_\sigma}$; otherwise, it sets $A_{\pi_i(j)} = \llbracket 1 \rrbracket_{pk_\sigma}$. The generated ciphertexts $A_{\pi_i(j)}$ is computationally indistinguishable from the real world due to the IND-CPA security of PCTD. In both real and ideal world, the views of \mathcal{A}_{S_2} are indistinguishable. \square

Theorem 6-2. *BPS-k is secure against the adversary \mathcal{A}^* defined in the attack model.*

Proof. The adversary \mathcal{A}^* is assumed to have the following abilities.

- (1) \mathcal{A}^* is assumed to be an outside adversary and eavesdrop all the communications to get the transmitted data. As \mathcal{A}^* is assumed to be an outside adversary, \mathcal{A}^* cannot get hospital A 's secret key sk_A , patient B 's secret key sk_B and B 's authorization secret key sk_σ . \mathcal{A}^* also cannot get CP's partial strong key SK_1 and CSP's partial strong key SK_2 . If \mathcal{A}^* eavesdrops the communication channel between system user and CP, \mathcal{A}^* could get $\llbracket \mathcal{ETP} \rrbracket_{pk_A} = (\llbracket \mathcal{ETP}_1 \rrbracket_{pk_\sigma}, \dots, \llbracket \mathcal{ETP}_n \rrbracket_{pk_\sigma})$ that is transmitted at the beginning of BPS-k, and $\llbracket \mathcal{ETP}_{Min} \rrbracket_{pk_\sigma} = (\llbracket \mathcal{ETP}_{Min_1} \rrbracket_{pk_\sigma}, \dots, \llbracket \mathcal{ETP}_{Min_k} \rrbracket_{pk_\sigma})$ that is sent at the end of BPS-k, where $\llbracket \mathcal{ETP}_{Min_i} \rrbracket_{pk_A} = (\llbracket \mathcal{Q}_{Min_i} \rrbracket_{pk_A}, \llbracket \mathcal{V}_{Min_i} \rrbracket_{pk_A}, \llbracket W_{Min_i} \rrbracket_{pk_\sigma})$ for $i \in [1, k]$. Since the elements in $\llbracket \mathcal{ETP} \rrbracket_{pk_A}$ and $\llbracket \mathcal{ETP}_{Min} \rrbracket_{pk_\sigma}$ are encrypted using the PCTD algorithm, the adversary \mathcal{A}^* cannot recover $\mathcal{ETP}_i = (\mathcal{Q}_i, \mathcal{Y}_i, \mathcal{W}_i)$ for $i \in [1, n]$ and the plaintext underlying $\llbracket \mathcal{ETP}_{Min} \rrbracket_{pk_\sigma}$ due to the IND-CPA security of PCTD.

If \mathcal{A}^* eavesdrops the communication channel between CP and CSP, \mathcal{A}^* could get $(l_{\pi_i(j)}, l_{\pi_i(j)}')$ in line 6, and $A_{\pi_i(j)}$ in line 8 of BPS-k, where $l_j = (\llbracket W_{Min_i} \rrbracket_{pk_\sigma})^{r_j} \cdot (\llbracket W_j \rrbracket_{pk_\sigma})^{N-r_j}$, $l_j' = \text{PD}_{1SK_1}(l_j)$ and $A_{\pi_i(j)} = \llbracket MWeight \rrbracket_{pk_\sigma}$.

or $A_{\pi_i(j)} = \llbracket 1 \rrbracket_{pk_\sigma}$. In BPS- k , the ciphertexts $(l_{\pi_i(j)}, l'_{\pi_i(j)}, A_{\pi_i(j)})$ are all encrypted using the public key pk_σ . Since the adversary \mathcal{A}^* does know the patient B 's authorization secret key sk_σ and the CSP's partial strong key SK_2 , \mathcal{A}^* cannot recover the underlying plaintexts.

- (2) \mathcal{A}^* is assumed to compromise CP and get CP's partial strong key SK_1 . But \mathcal{A}^* cannot get CSP's partial strong key SK_2 . \mathcal{A}^* also cannot get hospital A 's secret key sk_A , patient B 's secret key sk_B and B 's authorization secret key sk_σ .

In line 6 of BPS- k , \mathcal{A}^* obtains

$$\begin{aligned} l_j &= (\llbracket W_{Min_i} \rrbracket_{pk_\sigma})^{r_j} \cdot (\llbracket W_j \rrbracket_{pk_\sigma})^{N-r_j} \\ &= \llbracket r_j(W_{Min_i} - W_j) \rrbracket_{pk_\sigma} \end{aligned}$$

\mathcal{A}^* cannot recover $r_j(W_{Min_i} - W_j)$ without the secret key sk_σ . In line 8, \mathcal{A}^* obtains $A_{\pi_i(j)}$ from CSP, where

$$A_{\pi_i(j)} = \begin{cases} \llbracket MWeight \rrbracket_{pk_\sigma}, & \text{if } l''_{\pi_i(j)} = 0, \\ \llbracket 1 \rrbracket_{pk_\sigma}, & \text{otherwise.} \end{cases}$$

Since $l''_{\pi_i(j)}$ and sk_σ are unknown to CP, \mathcal{A}^* cannot decrypt $A_{\pi_i(j)}$ nor distinguish $\llbracket \mathcal{ETP}_{Min_i} \rrbracket_{pk_\sigma}$ comes from which element in $\llbracket \mathcal{ETP} \rrbracket_{pk_A}$.

- (3) \mathcal{A}^* is assumed to compromise CSP and get CSP's partial strong key SK_2 . But \mathcal{A}^* cannot get CP's partial strong key SK_1 . \mathcal{A}^* also cannot get hospital A 's private key sk_A , patient B 's private key sk_B and B 's authorization secret key sk_σ .

In line 6 of BPS- k , \mathcal{A}^* obtains $(l_{\pi_i(j)}, l'_{\pi_i(j)})$ transmitted by CP. Since \mathcal{A}^* knows CSP's partial strong key SK_2 , \mathcal{A}^* decrypts

$$\begin{aligned} l''_{\pi_i(j)} &= \text{PD2}_{SK_2}(l_{\pi_i(j)}, l'_{\pi_i(j)}) \\ &= r_{\pi_i(j)}(W_{Min_i} - W_{\pi_i(j)}) \end{aligned}$$

Although \mathcal{A}^* knows whether $r_{\pi_i(j)}(W_{Min_i} - W_{\pi_i(j)})$ equals 0, the adversary \mathcal{A}^* cannot distinguish $W_{\pi_i(j)}$ comes from which element in (W_1, \dots, W_n) . The reason is that CP utilizes a permutation function π_i to disrupt the order of (l_1, \dots, l_n) and (l'_1, \dots, l'_n) in line 6 of BPS- k . Thus, \mathcal{A}^* cannot distinguish $\llbracket \mathcal{ETP}_{Min_i} \rrbracket_{pk_\sigma}$ comes from which element in $\llbracket \mathcal{ETP} \rrbracket_{pk_A} = (\llbracket \mathcal{ETP}_1 \rrbracket_{pk_\sigma}, \dots, \llbracket \mathcal{ETP}_n \rrbracket_{pk_\sigma})$.

- (4) \mathcal{A}^* is assumed to be the collude malicious patients (B_1, \dots, B_n) (except the challenge patient B^*), and \mathcal{A}^* gets their secret keys $(sk_{B_1}, \dots, sk_{B_n})$. \mathcal{A}^* wants to get the information that belongs to the challenge patient B^* . Suppose the returned result is $\llbracket \mathcal{ETP}_{Min} \rrbracket_{pk_{\Sigma^*}} = (\llbracket \mathcal{ETP}_{Min_1} \rrbracket_{pk_{\Sigma^*}}, \dots, \llbracket \mathcal{ETP}_{Min_k} \rrbracket_{pk_{\Sigma^*}})$ that is sent at the end of the protocol, where $\llbracket \mathcal{ETP}_{Min_i} \rrbracket_{pk_{\Sigma^*}} = (\llbracket \mathcal{Q}_{Min_i} \rrbracket_{pk_{\Sigma^*}}, \llbracket \mathcal{Y}_{Min_i} \rrbracket_{pk_{\Sigma^*}}, \llbracket W_{Min_i} \rrbracket_{pk_{\Sigma^*}})$ ($i \in \llbracket 1, k \rrbracket$), and pk_{Σ^*} is the authorize public key from hospital A to challenge patient B^* . Since the patient's secret keys are independently generated, the adversary \mathcal{A}^* cannot utilize $(sk_{B_1}, \dots, sk_{B_n})$ to

deduce the challenge patient B^* 's secret key sk_{B^*} . \mathcal{A}^* also cannot get sk_{Σ^*} . Thus, \mathcal{A}^* cannot recover $(\mathcal{Q}_{Min_i}, \mathcal{Y}_{Min_i}, W_{Min_i})$ for $i \in \llbracket 1, k \rrbracket$.

According to the above analysis, BPS- k is secure against the adversary \mathcal{A}^* defined in the attack model. \square

E. Detailed Experiment Data

This section presents the detailed experiment data of the performance analysis shown in Section IX. Table VI shows the experiment data of Fig. 12(a)-12(b). Table VII presents the detailed data of Fig. 12(c)-12(d). Table VIII shows the experiment data of Fig. 12(e)-12(h). Table IX gives out the detailed data of Fig. 12(i)-12(j). Table X gives out the detailed data of Fig. 12(k)-12(l).

TABLE VI: Performance of SSM, TPW and SMin ($MState = 10$, $m = 3$, $n = 1$)

$\mathcal{L}(N)$	Computation Cost (s)							Communication Cost (MB)						
	512	768	1024	1280	1536	1792	2048	512	768	1024	1280	1536	1792	2048
SSM	0.361	1.079	2.343	4.162	6.658	12.005	18.012	0.052	0.078	0.104	0.130	0.156	0.182	0.208
TPW	6.423	20.155	42.427	81.127	127.588	220.552	291.764	1.248	1.876	2.503	3.130	3.757	4.382	5.010
SMin	0.777	2.194	4.418	10.154	16.211	25.062	38.442	0.181	0.272	0.363	0.455	0.546	0.636	0.728

TABLE VII: Performance of TPW ($\mathcal{L}(N) = 1024$)

$\mathcal{AVG}(\text{TP})$	m	Computation (min)	Communication (MB)
10	1	0.653	1.356
	2	0.674	2.033
	3	0.690	2.503
	4	0.712	2.765
	5	0.719	2.823
20	1	1.859	3.050
	2	1.934	4.749
	3	1.975	6.243
	4	1.997	7.529
	5	2.052	8.598
30	1	3.296	4.946
	2	3.368	7.670
	3	3.411	10.189
	4	3.438	12.495
	5	3.478	14.592
40	1	4.735	17.66
	2	4.926	10.786
	3	5.164	14.333
	4	5.331	17.66
	5	5.436	20.789
50	1	6.670	9.357
	2	6.903	14.118
	3	7.031	18.669
	4	7.263	23.041
	5	7.461	27.201

TABLE VIII: Performance of SMin_n and BPS_k ($k = 1$)

Parameter		Computation (min)		Communication (MB)	
n	$MState$	SMin _n	BPS _k	SMin _n	BPS _k
20	10	0.957	1.018	6.910	7.042
	20	1.765	1.829	13.704	13.838
	30	2.521	2.965	20.506	20.654
	40	3.520	3.695	27.312	27.443
	50	4.331	4.587	34.123	34.250
40	10	1.719	1.805	14.196	14.443
	20	3.199	3.512	28.140	28.396
	30	5.078	5.388	41.112	42.396
	40	5.976	6.237	56.036	56.284
	50	8.644	9.028	70.046	70.274
60	10	2.077	2.498	21.457	21.871
	20	4.096	4.773	42.595	42.979
	30	6.909	7.279	63.633	64.091
	40	9.667	10.112	84.810	85.270
	50	11.741	12.244	105.864	106.342
80	10	2.907	3.383	28.753	29.279
	20	6.730	7.039	57.030	57.508
	30	9.342	9.670	85.213	85.864
	40	11.905	12.896	113.574	114.056
	50	15.025	16.634	141.774	142.311
100	10	3.821	4.025	35.991	36.666
	20	7.981	8.271	71.471	72.115
	30	10.527	11.605	106.810	107.449
	40	15.261	16.386	142.310	142.955
	50	19.018	21.531	177.625	178.266

TABLE IX: Performance of P-Med ($\mathcal{L}(N) = 1024, k = 1$)

n	$\mathcal{AVG}(\text{TP})$	m	Computation (min)	Communication (MB)	n	$\mathcal{AVG}(\text{TP})$	m	Computation (min)	Communication (MB)
40	10	1	2.778	68.683	60	10	1	3.711	103.231
		2	2.799	95.763			2	3.732	143.851
		3	2.815	114.563			3	3.748	172.051
		4	2.837	125.043			4	3.770	187.771
		5	2.844	127.363			5	3.777	119.251
	20	1	6.231	150.396		20	1	7.596	225.979
		2	6.306	218.356			2	7.671	327.919
		3	6.347	278.116			3	7.712	417.559
		4	6.369	329.556			4	7.734	494.719
		5	6.424	372.316			5	7.789	558.859
	30	1	9.995	240.236		30	1	11.809	360.851
		2	10.067	349.196			2	11.881	524.291
		3	10.11	449.956			3	11.924	675.431
		4	10.137	542.196			4	11.951	813.791
		5	10.177	626.076			5	11.991	939.611
	40	1	12.985	338.244		40	1	17.081	508.210
		2	13.176	487.724			2	17.272	732.43
		3	13.414	629.604			3	17.51	945.25
		4	13.581	762.684			4	17.677	1144.87
		5	13.686	887.844			5	17.782	1332.61
	50	1	18.78	444.554		50	1	22.37	667.762
		2	19.013	634.994			2	22.603	953.422
		3	19.141	817.034			3	22.731	1226.482
		4	19.373	991.914			4	22.963	1488.802
		5	19.571	1158.314			5	23.161	1738.402
80	10	1	5.049	137.759	100	10	1	5.71	172.266
		2	5.07	191.919			2	5.731	239.966
		3	5.086	229.519			3	5.747	286.966
		4	5.108	250.479			4	5.769	313.166
		5	5.115	255.119			5	5.776	318.966
	20	1	10.552	301.508		20	1	12.452	377.115
		2	10.627	437.428			2	12.527	547.015
		3	10.668	556.948			3	12.568	696.415
		4	10.690	659.828			4	12.593	825.015
		5	10.745	745.348			5	12.645	931.915
	30	1	15.624	481.544		30	1	17.912	602.049
		2	15.696	699.464			2	17.984	874.449
		3	15.739	900.984			3	18.027	1126.349
		4	15.766	1085.464			4	18.054	1356.949
		5	15.806	1253.224			5	18.094	1566.649
	40	1	20.982	677.976		40	1	25.357	847.855
		2	21.173	976.936			2	25.548	1221.555
		3	21.411	1260.696			3	25.786	1576.255
		4	21.578	1526.856			4	25.953	1908.955
		5	21.683	1777.176			5	26.058	2221.855
	50	1	27.986	890.871		50	1	32.898	1113.966
		2	28.219	1271.751			2	33.131	1590.066
		3	28.347	1635.831			3	33.259	2045.166
		4	28.579	1985.591			4	33.491	2482.366
		5	28.777	2318.391			5	33.689	2898.366

TABLE X: Performance of P-Gene ($\mathcal{L}(N) = 1024$)

m	μ	n	Computation (min)	Communication (MB)
10	2	$m - \mu = 8$	1.097	4.294
		$m = 10$	1.371	5.368
		$m + \mu = 12$	1.645	6.442
20	4	$m - \mu = 16$	3.544	30.269
		$m = 20$	4.430	37.837
		$m + \mu = 24$	5.316	45.404
30	6	$m - \mu = 24$	9.696	97.559
		$m = 30$	12.121	121.948
		$m + \mu = 36$	14.545	146.338
40	8	$m - \mu = 32$	19.484	225.797
		$m = 40$	24.355	282.246
		$m + \mu = 48$	29.226	338.697
50	10	$m - \mu = 40$	35.197	434.619
		$m = 50$	43.996	543.274
		$m + \mu = 60$	52.795	651.929