

Privacy-Preserving Clustering of Unstructured Big Data for Cloud-Based Enterprise Search Solutions

SM ZOBAED, University of Louisiana at Lafayette

RAJU GOTTMUKKALA, University of Louisiana at Lafayette

MOHSEN AMINI SALEHI, University of Louisiana at Lafayette

Cloud-based enterprise search services (e.g., Amazon Kendra) are enchanting to big data owners by providing them with convenient search solutions over their enterprise big datasets. However, individuals and businesses that deal with confidential big data (e.g., credential documents) are reluctant to fully embrace such services, due to valid concerns about data privacy. Solutions based on client-side encryption have been explored to mitigate privacy concerns. Nonetheless, such solutions hinder data processing, specifically clustering, which is pivotal in dealing with different forms of big data. For instance, clustering is critical to limit the search space and perform real-time search operations on big datasets. To overcome the hindrance in clustering encrypted big data, we propose privacy-preserving clustering schemes for three forms of unstructured encrypted big datasets, namely static, semi-dynamic, and dynamic datasets. To preserve data privacy, the proposed clustering schemes function based on statistical characteristics of the data and determine (A) the suitable number of clusters and (B) appropriate content for each cluster. Experimental results obtained from evaluating the clustering schemes on three different datasets demonstrate between 30% to 60% improvement on the clusters' coherency compared to other clustering schemes for encrypted data. Employing the clustering schemes in a privacy-preserving enterprise search system decreases its search time by up to 78%, while increases the search accuracy by up to 35%.

CCS Concepts: •Computer systems organization →Embedded systems; Redundancy; Robotics;

Additional Key Words and Phrases: Cloud trustworthiness; encrypted clustering; unstructured big data; dynamic datasets

ACM Reference format:

SM Zobaed, Raju Gottmukkala, and Mohsen Amini Salehi. 2018. Privacy-Preserving Clustering of Unstructured Big Data for Cloud-Based Enterprise Search Solutions. *ACM Trans. Internet Technol.* 9, 4, Article 01 (January 2018), 23 pages.
DOI: 10.1145/nnnnnnn.nnnnnnn

1 INTRODUCTION

It is estimated that every day 2.5 Exabytes of both structured and unstructured data are generated from various sources, such as sensors in weather/traffic/flight systems, organizational documentation/reports, emails, web pages, social media activities (e.g., Facebook and Twitter), digital pictures/videos, and transaction records [26]. The massive volume of generated data is often referred to as *big data*. It is estimated that more than 95% of the big data is in unstructured (*document*) form [4].

We thank the anonymous reviewers of the manuscript. This is a substantially extended version of a paper presented at the Proceedings of the 21st IEEE International Conference on High Performance Computing and Communications (HPCC '19) [64]. This research was supported by the Louisiana Board of Regents under grant number LEQSF(2017-20)-RD-B-06 and Perceptive Intelligence, LLC.

Permission to make digital or hard copies of all or part of this work for personal or classroom use is granted without fee provided that copies are not made or distributed for profit or commercial advantage and that copies bear this notice and the full citation on the first page. Copyrights for components of this work owned by others than the author(s) must be honored. Abstracting with credit is permitted. To copy otherwise, or republish, to post on servers or to redistribute to lists, requires prior specific permission and/or a fee. Request permissions from permissions@acm.org.

© 2018 Copyright held by the owner/author(s). Publication rights licensed to ACM. 1533-5399/2018/1-ART01 \$15.00

DOI: 10.1145/nnnnnnn.nnnnnnn

Cloud providers recently offer scalable and convenient *enterprise search* services (e.g., Amazon Kendra [1]) to enable searching over their enterprise big document sets (datasets), stored in the cloud. Such services periodically crawl in the dataset and update their index structure that is used for searching. Specifically, the user query is searched against the index and the result-set, referencing the relevant documents with respect to the query, is retrieved for the user. However, using enterprise search services implies outsourcing contents to the cloud that in certain domains, such as law-enforcement and healthcare reports, have raised serious data privacy concerns [23, 24, 42], particularly, after numerous recent data privacy violations [18] in the cloud environments. In one incident, more than 14 million Verizon customer accounts information were exposed from their cloud repository [2] in 2018. In another incident, confidential information of over three billion Yahoo users were exposed [6].

An ideal solution for organizations should enable them to securely store their documents in the cloud while providing real-time enterprise search ability to their authorized users who potentially use thin-clients (e.g., hand-held devices and smartphones) with storage and processing constraints. Client-side encryption [39, 62], in which documents are encrypted with the user's key before outsourcing to the cloud, is a promising method to achieve the desired data privacy. In this method, only the client has the ability to decrypt the documents, hence, it can potentially provide confidentiality against both internal and external attackers [40, 43, 65]. However, the limitation of this method is the lack of processing (e.g., search and clustering) ability on the encrypted documents. In particular, topic-based clustering [57] is instrumental in enterprise search systems [39] where the clusters are used to prune the search space and limit it to a certain domain.

However, clustering encrypted data is challenging because the data semantic is lost, once it is encrypted. The clustering challenge gets further complicated when we consider dynamism that exists in some big datasets. We define a *static dataset* as the one that remains unchanged, once it is uploaded to the cloud. Obsolete data (e.g., HUB5 [9]), archived data (e.g., ACCC, RFC [39]), newsgroup data [8, 14], book contents [13] are examples of such datasets. Alternatively, a *dynamic dataset* refers to the ones whose document set grows or shrinks over time, such as criminal records [12], social network feeds [11], and so on.

Prior research works (e.g., [25, 39, 63]) suggest that statistical characteristics of keywords that are present in the document set (e.g., keyword co-occurrences across different documents) can be utilized to cluster the keywords of an encrypted document set. Accordingly, in this research, our *goal* is to develop a topic-based clustering mechanism, called *ClusPr*, for various types of unstructured big datasets with sensitive contents. In particular, considering the dynamism that potentially exists in certain datasets, we propose two variants of *ClusPr* that are tailored for static and dynamic datasets. Unlike straightforward *k*-means clustering algorithm [27] where clusters are selected arbitrarily, we propose two different types of heuristics to cluster static and dynamic datasets. We evaluate the clustering schemes on three different datasets, in terms of the number and coherency of resulting clusters. We deploy our clustering methods within a secure cloud-based enterprise search system, called S3BD [39], and show the advantage of our clustering schemes in improving relevancy and timeliness of the search results.

The rest of the paper is organized as follows. In Section 2, we discuss about background study and related prior works. We explain the overview of our proposed system architecture in Section 3. Then, in Section 6, we provide a review on the considered threat model and provide security analysis. We discuss about result comparison and performance analysis in Section 7. Finally, Section 8 concludes the paper.

2 RELATED WORK

In this section, we review the most related research works and position our paper with respect to these.

A prerequisite to clustering is to estimate the suitable number of clusters *k*. However, identifying *k* is an NP-hard problem [53], hence, a large body of research has been undertaken to provide heuristic methods in which *k* is approximated [29, 30, 35, 64]. Established clustering methods, such as Silhouette [56], Gap Statistic [58],

Stability Selection [41], Consensus [3], and Progeny [38], generate a series of various clustering sets upon considering various number of clusters. Later, they select the optimal clustering set from the series. The common drawback of these methods is the computational overhead since the clustering has to be performed with various number of clusters. Although the clustering methods are dataset independent, estimation of an appropriate k is generally dataset-specific. Likewise, we propose to estimate appropriate k with respect to the content of the considered dataset.

Once the number of clusters is determined, a dataset is ready to be clustered by utilizing various clustering algorithms [27, 30, 37, 44, 54]. The tokens must be distributed into the cluster with respect to the most similar center. Popular clustering algorithms, such as k -means, traditionally build clusters based on the convergence of the center shifting. For a dataset with n tokens, k clusters, I iterations, and m features, the time complexity of k -means is $O(n \times k \times I \times m)$, which is not tractable for big data [32, 60]. To avoid the high time complexity, in our approach, we propose two subtasks: first, we find potential centers from the index structure; and second, we build a cluster-wise token distribution function to assign each token to a proper cluster. The overall time complexity for the two subtasks is $O(n^2)$.

The idea of topic-based clustering has been studied and applied extensively on plain-text datasets. Correspondingly, Xu and Croft [63] proposed to build clusters on a homogeneous index (*i.e.*, all of the terms share a nearly similar topic) that improved the effectiveness of a search system compared to standard distributed information retrieval systems. The authors used k -means clustering algorithm, and to assign components among the clusters, they used KL-divergence [28]. Then, utilizing the maximum likelihood estimation theory, their proposed method determines the highest relevant cluster based on the incoming search query. However, the overall process is computationally intensive that impacts the real-time search over big data.

Clustering the central index is considered as a finite problem because we know the total number of tokens, total number of documents, and the presence of the tokens in the document set. Methods based on genetic algorithms [49] have been investigated for clustering such index structures. These methods begin with an initial population of potential solutions (chromosomes) and evolve towards optimality by exploring the solution space (crossover) and exploiting of the promising regions (mutation) [45]. However, the general time complexity of genetic algorithm is too high. Let P is the population size; C is the crossover; M is the mutation; C_p is the crossover probability; M_p is the mutation probability; and f is the fitness score. Then, Equation 1 denotes the time complexity of such algorithm. Due to the computational intensity resulted from numerous combinations of tokens, it is not practically feasible to apply solutions based on genetic algorithms for big document sets.

$$O(P * C_p * O(C) * M_p * O(M) * O(f)) \quad (1)$$

Our proposed work is motivated from Woodworth *et al.* method for topic-based clustering on encrypted keywords over the central index using k -means method [39]. The cluster-wise token distribution function was determined based on the statistical data of each encrypted keyword or token. The authors use a fixed k value. Such k value is inefficient, because the appropriate number of clusters could be varied based on the dataset characteristics. Moreover, as the authors only considered static/unchanged data, the proposed scheme could not be capable of processing dynamic data.

Mary and Kumar [47] addressed the challenges of clustering dynamic data (*e.g.*, Twitter and streaming data). They utilized Density-Based Spatial Clustering of Applications with Noise (DBSCAN) algorithm [59]. However, DBSCAN falls short in clustering datasets containing different densities, which is common in big data [19]. Alternatively, ClusPr clusters datasets irrespective to their density.

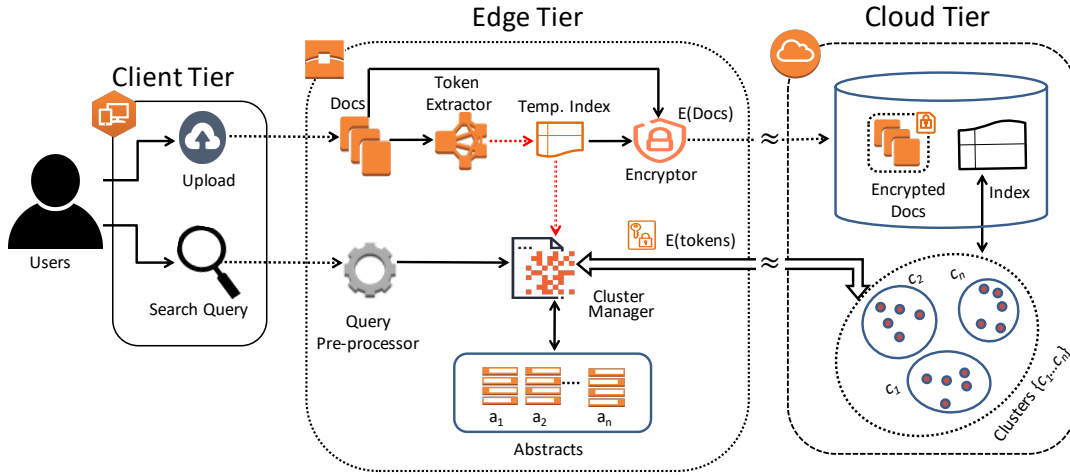


Fig. 1. Overview of the context where ClusPr is deployed in a three-tier architecture (of client, edge, and cloud) to facilitate a secure cloud-based search service. The edge tier is assumed to be on the user premises and trusted. It is used to ease the computational overheads imposed by privacy and clustering related processes.

3 THREE-TIER ARCHITECTURE OF CLUSPR

Figure 1 presents an architectural overview of the context where ClusPr is developed. The architecture represents applying ClusPr for S3BD, a cloud-based secure semantic search system, that requires clustering over encrypted data [39]. The architecture represents a three-tier system based on a client device, edge system, and the central cloud system. The edge tier resides on the user's premises (hence, is considered trusted) to relieve the client tier from processing computationally intensive tasks. This is particularly important for non-static (*i.e.*, dynamic or semi-dynamic) datasets where documents have to be processed as they are uploaded to the cloud tier over time.

In the specific context of S3BD, upon uploading a document by the user, the document is passed through *token extractor* on the edge tiers to retrieve the keywords (a.k.a. tokens) semantically representing the document. For dynamic datasets, a temporary index structure is used to store the extracted tokens representing the occurrences of each new token in different documents. Next, the document is encrypted by the user's key and stored on the cloud tier. The extracted tokens, however, are fed to the *cluster manager* to make the suitable clustering decision on the cloud. Cluster manager may decide to keep the existing clusters and only updates them by the entries of temporary index. Alternatively, upon observing a major update in the temporary index, the cluster manager decides to exhaustively re-cluster all of the tokens. We explain the updating and re-clustering procedures in Section 5. Cluster manager is also in charge of generating and maintaining *abstracts*. Each abstract a_i is a sampled summary of a corresponding cluster C_i on the cloud tier [22]. Abstracts are to prune the search operation and navigate the search only to clusters that are topically-related to the query. Further details about abstracts are described in Section 4.4.

For static datasets, the architecture is streamlined such that the extracted tokens are encrypted and directly fed into the Index structure on the cloud tier. Once the data uploading procedure is completed, the cloud tier initiates the clustering procedure. As there is no re-clustering procedures defined for static clusters, the cluster manager is only in charge of generating and maintaining the abstracts [22]. It is noteworthy that, in the architecture of Figure 1, the dashed arrows are to highlight the differences for dynamic datasets.

We use RSA deterministic encryption technique [33] in our implementation to encrypt documents and extracted tokens before outsourcing to the cloud. Authorized users require the RSA key to access (e.g., search) the dataset. The index has a key-value structure, where each key is a token and its corresponding value is a set of pairs, each one representing the document that includes the token and the frequency of that particular token. Note that both the keys and document names are encrypted. Homomorphic encryption [36] can be used to encrypt the frequency values. However, we noted that the current implementations of homomorphic encryption techniques are relatively slow [34] such that the real-time response time of the system is affected. For this reason, in the current implementation, we chose to maintain frequency values in the plain-text format. Further details of the proposed static and dynamic data clustering schemes are presented in Section 4 and 5 respectively.

Cluster C_i on the cloud tier includes a group of index entries that are topically similar. As the indexed tokens are encrypted and do not carry any semantic, topic-based clustering of them is a challenging task. We hypothesize the tokens that are semantically similar tend to appear in the same documents. Accordingly, clustering is performed based on the relative frequency of tokens' co-occurrences across all the documents. The union of k topic-based clusters ($C_1 \dots C_k$) is equivalent to the index. Upon issuing a search query by the user, the abstracts with the highest similarity to the search query are identified. Then, only the clusters associated with the abstracts are searched.

4 PRIVACY-PRESERVING CLUSTERING SCHEME FOR STATIC BIG DATASETS (S-CLUSPR)

In this part, first (in Section 4.1), we elaborate on how to estimate the appropriate number of clusters that should be formed to represent a static big dataset. Second, in Section 4.2, we provide an algorithm to form the center of each cluster. Then, in Section 4.3, we explain methods to distribute the indexed terms across clusters. Finally, in Section 4.4, we describe the way pruning is achieved, i.e., the method that navigates a search query to relevant cluster(s).

4.1 Estimating the Number of Clusters for Static Big Datasets

Depending on the characteristics of a dataset and distribution of tokens in its documents, the appropriate number of clusters (k) can vary significantly. However, optimally determining k directly impacts the accuracy of topic-based clustering and, subsequently, the efficiency of the system (e.g., search application) that uses the clusters. Encrypted tokens and their metadata, including documents they appear in and their frequency, are the only available parameters to estimate k . The tokens and their metadata are generated by a keyword extractor that retrieves n single or multi-phrase tokens from each document. We assume that all documents are treated equally and the value of n is the same across all documents in a given static dataset.

Estimating k for the static dataset is performed based on the following two steps: (1) building Token-Document Frequency Matrix; and (2) constructing Normalized Matrix.

Step-1: Building Token-Document Frequency Matrix. To be able to follow the scheme, we consider an example using *five* tokens and *six* documents in Table 1. We initialize a token-document matrix A from the index structure. In the matrix, each row represents a token and each column represents a document. Although our approach does not deal with plain-text tokens, just for further readability, in the Table 1, we redundantly show the plain-text tokens (in "Word" column) along with their encrypted forms (in "Hash" column). Each entry $a_{i,j}$ of matrix A represents the frequency of i^{th} token in j^{th} document (denoted as $f(i,j)$).

For a big dataset, the matrix size can be prohibitively large and sparse. To avoid this, we trim the matrix to include only the tokens that are influential in building clusters. We define *document co-occurrences* as the number of documents containing a particular token. Then, to build the token-document frequency matrix A , we only take into account tokens whose document co-occurrences are either greater than or equal to the mean value of the document co-occurrences across the whole dataset.

Table 1. Token-Document Frequency Matrix **A**, built based on the index structure

Word	Hash	d ₁	d ₂	d ₃	d ₄	d ₅	d ₆
Book	Uh5W	30	0	23	4	40	0
Solve	/Vdn	5	0	0	60	34	0
Traffic	oR1r	0	23	0	30	0	0
Net	vJHZ	52	49	0	23	0	26
Enter	tH7c	0	45	68	0	3	5

Step-2: Constructing Normalized Matrix. To make the relationship among tokens and documents quantifiable and comparable, we need to normalize the token-document frequency matrix. Considering that $a_{i,j}$ represents the strength of association between token t_i and document d_j , the maximum value in column j of the token-document frequency matrix represents the token with the highest association with document d_j . Hence, for normalization, we divide the value of each entry of **A** to the highest value in the corresponding column of the matrix and the result is stored in a new matrix, called matrix **N**. The value for each entry $n_{i,j}$ is formally calculated based on Equation 2.

$$n_{i,j} = \frac{a_{i,j}}{\max_{\forall i} a_{i,j}} \quad (2)$$

For the example provided in Table 1, the normalized matrix **N** is presented in Table 2.

Table 2. Normalized Token-Document matrix **N**

Word	Hash	d ₁	d ₂	d ₃	d ₄	d ₅	d ₆
Book	Uh5W	0.58	0	0.34	0.07	1	0
Solve	/Vdn	0.1	0	0	1	0.85	0
Traffic	oR1r	0	0.47	0	0.5	0	0
Net	vJHZ	1	1	0	0.38	0	1
Enter	tH7c	0	0.92	1	0	0.08	0.2

Step-3: Building Probabilistic Matrices **R and **S**.** The goal, in this step, is to calculate the topic similarity among encrypted tokens. For that purpose, we need to calculate the probability that topic of a token shares similarity with other tokens. We hypothesize that tokens that co-occur across documents are likely to share the same topic. Besides, the magnitude of similarity between two tokens could be influenced by the tokens' distribution across the dataset. For instance, specific terms appear only in a few documents and are not widely distributed throughout the dataset. Such sparsely distributed tokens have low co-occurrences with other tokens which increases the diversity of topics in a dataset and potentially raises the required number of clusters (k). We leverage the normalized matrix (**N**) to perform a two-phase probability calculation that yields a matrix (denoted as **Q**) representing token-to-token topic similarity.

In the first phase, we calculate the *importance* of each token to each document. The importance of token t_i , in document d_j , denoted as $\tau_{i,j}$, is defined based on Equation 3.

$$\tau_{i,j} = \frac{n_{i,j}}{\sum_{\forall k} n_{i,k}} \quad (3)$$

Considering Equation 3 and matrix **N**, we generate matrix **R** whose entries represent the importance of each token across all documents. In fact, each entry $r_{i,j}$ of **R** represents the probability of choosing a document d_j ,

having token t_i . That is, $r_{i,j} = \mathbb{P}(t_i, d_j)$. In our example, Table 3 shows the matrix \mathbf{R} obtained from the matrix \mathbf{N} (shown in Table 2).

Table 3. Matrix \mathbf{R} is built based on normalized matrix \mathbf{N} to represent the importance of each token across all documents

Word	Hash	\mathbf{d}_1	\mathbf{d}_2	\mathbf{d}_3	\mathbf{d}_4	\mathbf{d}_5	\mathbf{d}_6
Book	Uh5W	0.29	0	0.17	0.04	0.50	0
Solve	/Vdn	.05	0	0	0.51	0.43	0
Traffic	oRir	0	0.48	0	0.52	0	0
Net	vJHZ	0.29	0.29	0	0.11	0	0.29
Enter	tH7c	0	0.42	0.45	0	0.03	0.09

In the second phase, we calculate the importance of each document to each token. The importance of document d_j for term t_i , denoted by $\delta_{j,i}$ and is defined based on Equation 4.

$$\delta_{j,i} = \frac{n_{j,i}}{\sum_{\forall q} n_{q,i}} \quad (4)$$

Considering each $\delta_{j,i}$ and \mathbf{N} , we generate \mathbf{S} whose entries represent the importance of each document with respect to each token. In fact, each entry $s_{i,j}$ represents the probability of choosing t_i from d_j (i.e., we have $s_{i,j} = \mathbb{P}(d_j, t_i)$). In our example, Table 4 shows \mathbf{S} obtained from \mathbf{N} (shown in Table 2).

Table 4. Matrix \mathbf{S} is built based on the normalized matrix \mathbf{N} to represent the importance of each document with respect to each token

Docs	Book Uh5W	Solve /Vdn	Traffic oRir	Net vJHZ	Enter tH7c
\mathbf{d}_1	0.34	0.06	0	0.60	0
\mathbf{d}_2	0	0	0.19	0.49	0.38
\mathbf{d}_3	0.17	0	0	0	0.45
\mathbf{d}_4	.04	0.51	0.25	0.19	0
\mathbf{d}_5	0.52	0.44	0	0	0.04
\mathbf{d}_6	0	0	0	0.84	0.16

Step 4- Constructing Matrix \mathbf{Q} to Determine the Number of Clusters. Recall that \mathbf{R} is a token-to-document matrix and \mathbf{S} is a document-to-token matrix. To identify the similarity among the encrypted tokens, we multiply \mathbf{R} and \mathbf{S} . As the number of columns and rows of \mathbf{R} and \mathbf{S} are equal, it is possible to multiply matrix \mathbf{R} with \mathbf{S} . The resultant matrix, denoted as \mathbf{Q} , is a token-to-token matrix and serves as the base to determine the number of required clusters. Each entry $q_{i,j}$ denotes the topic similarity between token i and j . More specifically, $q_{i,j}$ indicates the magnitude to which token i shares similar topic with token j for $i \neq j$ and is calculated as $q_{i,j} = \sum_{\forall i,j} r_{i,j} \cdot s_{j,i}$. Table 5 shows matrix \mathbf{Q} for the example we discuss in this section.

Table 5. Cluster decision matrix \mathbf{Q} is built based on the multiplication of \mathbf{R} and \mathbf{S} matrices

Word-Hash	Book Uh5W	Solve /Vdn	Traffic oRir	Net vJHZ	Enter tH7c
Book- Uh5W	0.39	0.25	0.01	0.18	0.09
Solve- /Vdn	0.26	0.45	0.12	0.12	0.02
Traffic- oRir	0.02	0.26	0.21	0.33	0.18
Net- vJHZ	0.10	0.07	0.08	0.58	0.15
Enter- tH7c	0.09	0.01	0.08	0.28	0.37

Diagonal entries of \mathbf{Q} signify the topic similarity of each token with itself and dissimilarity (*i.e.*, separation) from other topics. More specifically, the value of $q_{i,i}$ indicates the magnitude that term t_i does not share its topic with other terms. Therefore, we define diagonal entries ($q_{i,i}$) as *separation factor*, because for each token, it represents the token's tendency to stay separate from other topics. As such, summation of the separation factors can approximate the number of clusters (k) needed to partition topics of a dataset. Let m denote the total number of tokens in \mathbf{Q} . Then, Equation 5 is used to approximate k for a given dataset. We use the ceiling function to make k an integer value.

$$k = \lceil \sum_{i=1}^m q_{i,i} \rceil \quad (5)$$

Correctness of k is verified using a hypothesis that states k for a set should be higher if individual elements of the set are dissimilar, otherwise k should be low [29, 31]. Equation 5 is the core of approximating k . According to this equation, the maximum k value can reach to m , when each individual token represents a unique topic, otherwise it is lower than m . Hence, our approach conforms with the clustering hypothesis.

4.2 Center Selection

In k -means clustering, generally, the clusters' centers are arbitrarily chosen [21, 44]. Then, based on a distance measure function (*e.g.*, Euclidean distance [21] or semantic graph [44]), dataset elements are distributed into the clusters. K -means operates based on iteratively shifting clusters' centers until it converges. However, we realized that the extremely large number of tokens make the iterative center shifting step (and therefore k -means clustering) prohibitively time-consuming for big data [20]. Accordingly, in this part, we are to propose a big-data-friendly method to cluster encrypted tokens.

The key to our clustering method is to dismiss the iterative center shifting step. This change entails initial clusters' centers not to be chosen arbitrarily, instead, they have to be chosen proactively so that they cover various topics of the dataset. For that purpose, a naïve method can choose the top k tokens that have the highest number of associated documents. Although this approach chooses important (highly associated) tokens, it ends up selecting centers that have a high topical overlap. We propose to choose tokens that not only have high document association but also cover diverse topics exist in the dataset.

We define *centrality* of a token i , denoted Φ_i , as a measure to represent a topic and relatedness to other tokens of the same topic. Assume that tokens are sorted in a descending manner, based on the degree of document association. Let U represent the union of documents associated to the currently chosen centers. Also, for token i , let A_i represent the set of documents associated to i . Then, *uniqueness* [39] of token i , denoted ω_i , is defined as the ratio of the number of documents associated to i but not present in U (*i.e.*, $|A_i - U|$) to the number of documents associated to i and are present in U (*i.e.*, $|A_i \cap U|$). Uniqueness indicates the potential of a token to represent a topic that has not been identified by other tokens already chosen as centers. Particularly, tokens with

uniqueness value greater than 1 have high association to documents that are not covered by the currently chosen centers, hence, can be chosen as new centers.

Recall that each entry $q_{i,j}$ of matrix \mathbf{Q} represents the topic similarity between tokens i and j . Besides, diagonal entry $q_{i,i}$ measures separation of token i from others. Therefore, the total similarity token i shares with others can be obtained by $\sum_{j|j \neq i} q_{i,j}$. Note that for token i , we have $\sum_j q_{i,j} = 1$, hence, the total similarity for token i is equal to $1 - q_{i,i}$. Centrality of a token is measured by the uniqueness of the token, the magnitude of similarity the token shares with others, and the magnitude of it being isolated. That is, for token i , centrality is defined as: $\Phi_i = \omega_i \times q_{i,i} \times (1 - q_{i,i})$.

ALGORITHM 1: Pseudo-code to determine clusters' centers

Input : k , \mathbf{C} matrix, and $Index$ (with tokens sorted descendingly based on the degree of document association)

Output: $centers$ set that includes at most k center tokens

```

1 Function Choose Center( $k, \mathbf{Q}, Index$ ):
2    $centers \leftarrow \emptyset$ 
3    $U \leftarrow \emptyset$ 
4    $\Theta \leftarrow \{(\emptyset, \emptyset)\}$  //Pairs of tokens and centrality values
5   foreach token  $i \in Index$  do
6      $\omega_i \leftarrow \text{CalculateUniqueness}(i, U)$ 
7     if  $\omega_i > 1$  then
8        $A_i \leftarrow \text{CalculateDocumentAssoc}(i, Index)$ 
9        $U \leftarrow U \cup A_i$ 
10       $\Phi_i \leftarrow (\omega_i \times q_{i,i} \times (1 - q_{i,i}))$ 
11      Add pair  $(i, \Phi_i)$  to max-heap  $\Theta$  based on  $\Phi_i$ 
12    end
13  end
14   $centers \leftarrow$  Extract  $k$  max pairs from  $\Theta$  heap
15  return  $centers$ 
16 end

```

Algorithm 1 shows the high-level pseudo-code to select maximum of k centers from the set of indexed tokens of a dataset. In addition to k , the algorithm receives the central index and the \mathbf{Q} as inputs. The algorithm returns a set of at most k center tokens, denoted $centers$, as output. In the beginning, the output set is initialized to null. U represents the set of documents covered with the chosen centers. A heap structure, denoted Θ , is used to store a pair for each token and its centrality value. For each token i , the uniqueness and centrality values are calculated (Steps 5 – 13) and the corresponding pair is inserted to the heap. Note that tokens with uniqueness lower than one do not have the potential to serve as a cluster center. In the next step, we select at most k center tokens that have the highest centrality values.

4.3 Distributing Encrypted Tokens Across Clusters

Once k tokens are nominated as cluster centers, the remaining tokens of the index are distributed across the clusters with respect to their *relatedness* (a.k.a. distance) with the center tokens.

Because there is no intersection between the non-center tokens and members of the $centers$ set, we can model the token distribution across the clusters as a weighted bipartite graph where the weight of each edge represents the relatedness between a token and a center. Figure 2 depicts an example of a bipartite graph to show the relationship of each token and centers. Solid lines show the edge with the highest weight for each token that represent the cluster that a token should be distributed to. Established techniques (e.g., semantic graph [44],

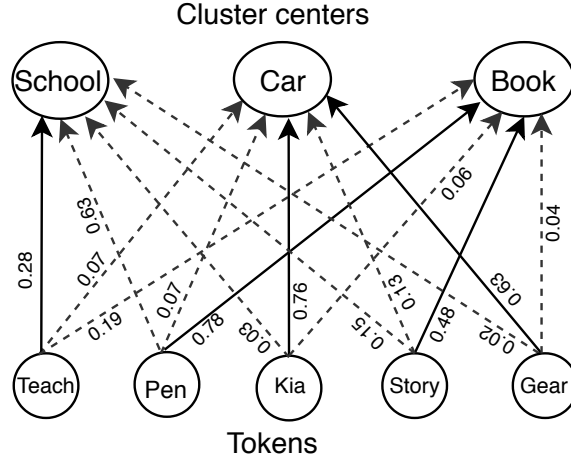


Fig. 2. A bipartite graph representing the relatedness among centers and remaining tokens. The weight of each edge represents the relatedness of a token and a center. Solid lines show centers that offer the maximum relatedness for a token.

Euclidean distance [21]) are to calculate the relatedness, however, these methods are not appropriate for encrypted tokens that are sparsely distributed [21] [44].

As encrypted tokens lose their semantics, we ought to define the relatedness between tokens based on their statistical characteristics and then leverage it to distribute each token to the cluster that offers the maximum relatedness.

Intuitively, the relatedness measure between tokens t_i and t_j , denoted $r(t_i, t_j)$, is defined based on the magnitude of their *co-occurrences*, i.e., the number of documents where the two tokens appear together [39, 64]. Let F_i and F_j respectively denote the sets of documents that t_i and t_j are appeared in. Then, the intuitive co-occurrence of the two tokens is $F_{co} = F_i \cap F_j$. However, a deeper analysis reveals that quantifying the relatedness only based on the cardinality of co-occurrence (i.e., $|F_{co}|$) can be misleading for the two following reasons:

First, intuitive co-occurrence ignores the magnitude of disparity across F_i and F_j that negatively impacts the relatedness between t_i and t_j . The disparity is determined based on the symmetric difference (i.e., we have $F_{dis} = F_i \oplus F_j$). Accordingly, to consider the impact of both co-occurrence and disparity, we define a new measure, called *relative co-occurrence*, and leverage it to determine the relatedness between t_i and t_j .

Second, intuitive co-occurrence ignores the importance of t_i and t_j in each document $d \in F_{co}$. Accordingly, to measure the co-occurrence value in each document d , denoted $v(t_i, t_j, d)$, we consider the importance of each one of the tokens relative to their importance across all documents of F_{co} . We use frequency of a token in a document to measure its importance in that document. Formally, in document d , we calculate the value of co-occurrence based on Equation 6.

$$v(t_i, t_j, d) = \frac{f(t_i, d)}{\sum_{\forall m \in F_{co}} f(t_i, m)} \cdot \frac{f(t_j, d)}{\sum_{\forall m \in F_{co}} f(t_j, m)} \quad (6)$$

Similarly, we utilize Equation 7 to measure the impact of disparity between two tokens in each document $d \in F_{dis}$, denoted $\phi(t_i, t_j, d)$.

$$\varphi(t_i, t_j, d) = \frac{f(t_i, d)}{\sum_{\forall m \in F_{dis}} f(t_i, m)} + \frac{f(t_j, d)}{\sum_{\forall m \in F_{dis}} f(t_j, m)} \quad (7)$$

In document d , once we know the co-occurrence and disparity between t_i and t_j , we can calculate the relative co-occurrence as $\rho(t_i, t_j, d) = v(t_i, t_j, d) - \varphi(t_i, t_j, d)$. Then, the relative co-occurrence across all documents of the two tokens (*i.e.*, $F_i \cup F_j$) is leveraged to calculate the relatedness between them.

Assuming c as the token that represents center of a given cluster (*i.e.*, $t_i = c \in \text{centers}$), we define relatedness between c and token t , according to Equation 8. Token t is distributed to the cluster whose center offers the maximum relatedness. We note that, in this equation, to emphasize the importance of token t in each document d , we also consider its frequency ratio.

$$r(c, t) = \sum_{d \in (F_t \cup F_c)} \rho(t, c, d) \cdot \frac{f(t, d)}{\sum_{\forall m \in F_t} f(t, m)} \quad (8)$$

4.4 Pruning Clusters to Expedite the Search Operation

The purpose of building topic-based clusters is to achieve scalable search over big data via limiting (pruning) the search scope based on the query topic, instead of exhaustively traversing the whole index structure. For pruning, we need to identify the clusters that are semantically relevant to the search query and discard the irrelevant ones. However, pruning is a challenging task when we operate on the encrypted data in the cloud.

To overcome the challenge, we require the topic of each cluster in plain-text, such that we can identify the clusters whose topics are semantically related to the search query and only consider those clusters for searching. For that purpose, in our previous work [22], we established a method to represent the topic of each cluster using α most-frequent tokens of that cluster. The extracted tokens of a cluster are decrypted and maintained on the edge tier (client-end) of ClusPr in a structure called *Abstracts*.

Abstracts are leveraged to measure the topic similarity between a query and their corresponding clusters. In the next step, the search is conducted on the clusters that are most relevant to the query. For further details about creating Abstracts and pruning operation, interested readers can refer to our earlier study [22, 39].

5 PRIVACY-PRESERVING CLUSTERING SCHEME FOR DYNAMIC BIG DATASETS (DYNAMIC CLUSPR)

5.1 Overview

In the previous section, we explained clustering of static (*e.g.*, archive) encrypted big datasets. However, many big datasets are dynamic (*e.g.*, healthcare data, criminal records) [47] and their contents change over time. In this section, we deal with clustering and subsequently searching over such datasets. We consider two types of dynamic datasets: First is the *semi-dynamic* datasets whose contents are updated in batch over time (*e.g.*, Museum of Modern Art (MoMA) dataset [16]); Second is *fully-dynamic* datasets whose contents are constantly updated (*e.g.*, Twitter streams [17]).

The latest changes on the dataset have to be reflected in the clusters. Otherwise, altered documents are not retrieved by the search system, even if they include relevant contents. In fact, the updates on the dataset affect the tokens' co-occurrences and, subsequently, the clustering arrangement. As such, the challenge is to know *how the addition or deleting documents change the topics and number of clusters*.

Given the size of big datasets, reconstructing clusters (called *re-clustering*) upon arrival of every single document or a small batch of documents is time-prohibitive. Moreover, the small updates generally cause negligible changes in the co-occurrences of tokens that are unlikely to modify the arrangement of clusters. Only significant updates can cause decisive changes on the magnitude of co-occurrence and relatedness that entail re-clustering.

Accordingly, the two followup questions are: *when to perform re-clustering?* and *how to re-cluster the tokens?* To address these questions, based on the type of dynamic datasets, we propose two clustering schemes in ClusPr: Semi-dynamic data clustering scheme (SD-ClusPr) and Fully-dynamic data clustering scheme (FD-ClusPr).

5.2 Semi-Dynamic Data Clustering Scheme (SD-ClusPr)

In semi-dynamic datasets, topic-based clustering can be initially achieved on the first batch of documents in the dataset according to the method described in the previous section. Then, the re-clustering decisions are made depending on the changes caused by the new batch of documents. That is, we need to determine whether the change caused by the extracted tokens of the new batch is significant or not.

To determine the significance of changes caused by the tokens of the new batch, we utilize χ^2 (chi-square) distribution test [7] that can identify significant changes observed in a variable of a given population. The χ^2 test is known as *testing goodness of fit* and it is represented by Equation 9, where O_i is the observed and E_i is the expected value of a particular variable in k trials.

$$\chi^2 = \sum_{i=1}^k [(O_i - E_i)^2 / E_i] \quad (9)$$

We consider the number of the extracted tokens in the new batch and the number of tokens in the existing clusters. Our null hypothesis (H_0) is to perform re-clustering and χ^2 test is employed to check the validity of H_0 . If the difference between the number of new tokens and existing tokens is small, a low value of χ^2 is obtained. For one degree of freedom with 95% confidence interval, the value of $\chi^2 = 3.841$ fails to reject H_0 . Alternatively, if the number of tokens in the new batch is significantly smaller than the number of existing tokens, χ^2 value becomes higher that denotes significant deviation from H_0 . Then, the decision is to reject H_0 and keep the existing clusters.

Once the re-clustering decision is made, we use the method explained in Section 4 to cluster tokens of the updated dataset. In the event that re-clustering is not achieved, the new tokens are accumulated with the of tokens of the next batches. As a result, the total number of new tokens becomes significant that leads to a lower χ^2 value and subsequently acceptance of H_0 .

Updating Clusters. Let U_1 a new batch of documents that introduces a set of new tokens $T = \{t_1, t_2, \dots, t_n\}$ that does not exist in the existing clusters. Assume that based on the re-clustering decision method, mentioned in the previous part, we determine to keep the existing clusters $\{C_1, C_2, \dots, C_n\}$ to accommodate T .

To distribute $t_i \in T$ to a cluster, we can measure the relatedness as explained in Section 4.3. Alternatively, we can leverage the set of abstracts $\{A_1, A_2, \dots, A_n\}$. As they are in the plain-text format, a more accurate relatedness measurement can be conducted using the semantic similarity, as opposed to inferring the relatedness based on token co-occurrences in documents. In this case, we use Word2Vec [50] model to calculate the relatedness of t_i and abstract A_j . Then, t_i is assigned to a cluster that offers the highest relatedness. To avoid poor assignments, we define θ as the relatedness threshold that should be reached to assign t_i to C_j . In the event that t_i cannot join any cluster, a new cluster, called $C_{new} \in C$, is formed and t_i is considered as its center. The above procedure is repeated for all $t_i \in T$.

Determining the value of θ Threshold. We estimate the value of θ threshold by leveraging the abstracts $\{A_1, A_2, \dots, A_n\}$. Recall that the elements of abstract A_i are the ones that best represent the topic of its corresponding cluster C_i . We define coherency of A_i as the average similarity distance across pairs of its elements. Let $\{a_{i1}, \dots, a_{ip}\}$ be the set of elements of A_i . Then, coherency of A_i , denoted K_i , is defined based on Equation 10 where $sim(x, y)$ shows the similarity distance between $(x, y) \in A_i \times A_i$.

$$K_i = \frac{\sum_{\forall (x,y) \in A_i \times A_i | x \neq y} Sim(x,y)}{\binom{p}{2}} \quad (10)$$

Then, we define θ as the global minimum across all abstracts (*i.e.*, $\theta = \min_{\forall i} K_i$). This implies that a new token can join a cluster only if its distance does not worsen the coherency of current clusters. Otherwise, the new token forms its own cluster.

Algorithm 2 shows the pseudo-code of how to update clusters in SD-ClusPr, in case we choose not to perform re-clustering. In addition to the set of abstracts (A) and θ , the algorithm receives the set of tokens for a new document batch, which is stored in form of a temporary index. The algorithm returns the H structure that includes the mapping of new tokens to their respective clusters. In Steps 7 – 9, for each new token, we calculate the similarity distance with respect to all abstract elements a_{ij} and check whether the similarity distance exceeds θ or not. If it exceeds θ , we make a pair of similarity distance and corresponding abstract number, denoted as (a_{ij}, t) and build max-heap Φ based on the distance (in Step 10 – 12). If Φ contains any value, we extract from it the pair that has the largest value (*i.e.*, the abstract that offers the most topic similarity for t). Then, in Step 17, the pair of (t, i) is added to H . On the contrary, if Φ is null, it implies that no cluster offers a considerable similarity to t , hence, In Steps 19 – 24, we build a new abstract and cluster using t . Finally, we encrypt the tokens of H and push it to the cloud tier. On the cloud end, *cluster manager* updates its clusters based on H .

5.3 Fully-Dynamic Data Clustering Scheme (FD-ClusPr)

Unlike SD-ClusPr, for fully-dynamic datasets, clusters have to be formed or updated upon arrival of the documents. That is, continuous or burst arrival of new documents should trigger FD-ClusPr. Accordingly, in FD-ClusPr, we consider two cases in forming clusters: (A) *initial case* that occurs when first document arrives and there is no existing cluster and (B) *update case*, where the existing clusters have to be updated based on the new changes in the dataset.

In the initial case, the edge tier extracts the set of new tokens from the uploaded document(s). We designate the token with the highest frequency to represent the topic and choose it as the cluster center too. Then, the second most frequent token is clustered based on its similarity distance with the designated cluster center, according to the method discussed in Section 5.2. Also, to determine joining the existing cluster or forming a new one, we initialize the threshold to $\theta = 0.1$. This procedure continues until all tokens are clustered. In the update case, we apply the same method as SD-ClusPr. That is, upon uploading a document, the system decides to either perform re-clustering or updating exiting clusters.

6 SECURITY ANALYSIS

The proposed clustering schemes are applicable in the context of searchable encryption and document retrieval systems. According to the three-tier architecture, described in Figure 1, client- and edge tiers are in the user premises, hence, the activities conducted and the user's key on these tiers are considered safe and trusted. The Abstract structures are kept on the edge tier in plain-text to enable us to measure the similarity with the search phrase and performing pruning.

On the other hand, activities performed on the cloud-tier are considered as dishonest and prone to different types of attacks. We are concerned about both internal (*i.e.*, affiliated parties) and external (*i.e.*, unaffiliated outside intruders) attackers who desire to learn the encrypted clustered tokens and documents. To explain the threats of the attackers, we provide the following preliminaries:

View: This term denotes the portion that is visible to the cloud during any given interaction between client and server. The central index and the set of clusters $c_1 \dots c_n$, the trapdoor of the given search query Q' , and the

ALGORITHM 2: Pseudo-code to update clusters in SD-ClusPr.**Input** : set of abstracts A , $tempIndex$, θ **Output**: H , map of new tokens to clusters

```

1 Function SD-ClusPr( $A, tempIndex, \theta$ ):
2    $T \leftarrow tempIndex \setminus CentralIndex$ 
3    $H \leftarrow \emptyset$ 
4    $A \leftarrow \cup_{i=1}^n A_i$ 
5    $\Phi \leftarrow \emptyset$ 
6   //Max-heap to find the abstract with highest similarity
7   foreach token  $t \in T$  do
8     foreach  $a_{ij} \in A$  do
9        $s \leftarrow \text{sim}(a_{ij}, t)$ 
10      if  $s > \theta$  then
11        | Add  $(s, i)$  to  $\Phi$ 
12      end
13    end
14    if  $\Phi \neq \emptyset$  then
15      | //Allocate  $t$  to existing cluster
16      |  $(t, i) \leftarrow \text{Extract max pair from } \Phi$ 
17      | Add  $(t, i)$  to  $H$ 
18    end
19    else
20      | //Forming a new abstract and cluster and add it to  $H$ 
21      |  $A_{n+1} \leftarrow \{t\}$ 
22      |  $A \leftarrow \cup_{i=1}^{n+1} A_i$ 
23      | Add  $(t, n+1)$  to  $H$ 
24    end
25  end
26  Encrypt  $H$  and push it to the cloud tier
27 end

```

collection of encrypted documents D' . In some models, Q' also contains a particular weight for each term. The search results related to Q' are considered as I_c . Let $V(I_c)$ be this view.

Trace: This term denotes the information exposed about I_c . Our aim is to minimize the chance of an intruder to infer the information of I_c .

The View and Trace enclose all the information that the attacker would gain. To encrypt the document set we use probabilistic encryption model that is considered to be one of the most secure encryption techniques [39] [55]. This does not utilize one-to-one mapping and so, D' is not prone to dictionary-based attacks [61]. Each token in a cluster is deterministically encrypted. Thus, each cluster in the View, only shows a mapping of encrypted tokens and their co-occurrences in the plain-text format.

If any type of attacker can gain access to the cloud, he/she could only understand the importance of a particular encrypted token by observing the co-occurrences. It is technically possible to encrypt co-occurrences using homomorphic encryption [36] and perform computation on the co-occurrences while it is in the encrypted form. However, we learned that this technique practically falls short on performance [52] and affect the real-time behavior of the search system. As such, in the current implementation, we use co-occurrence information in the

plain-text format. Note that, even when the co-occurrences are not encrypted, the attacker cannot decrypt the token.

An attacker could obtain a Trace regarding $V(Q')$. From that view, the attacker could only understand the importance of each search term from Q' . Similar to the previous consideration, the attacker is not able to reveal the search terms from Q' .

Let us consider an extreme scenario where an attacker gets access to the user's key that is utilized for deterministic encryption. Theoretically, the attacker could build a dictionary considering all the clusters' tokens. Eventually, the attacker tries to build a clone document set D' utilizing the dictionary. Although all of the tokens extracted from a particular document are sufficient to learn the topic of the document, it is not possible to unveil the whole document. Even if the attacker knows the trace, he/she cannot understand what exactly the retrieved encrypted document conveys. Moreover, attacks can occur in the communication between the edge and cloud tiers. In this case, by monitoring the search process, an attacker could obtain the resultant document list for Q' . However, the attacker is not able to decrypt the documents, since they can be decrypted only when they are downloaded on the edge system.

An attacker could also attempt to modify data (e.g., tokens) in the clusters. However, this type of attacks could be detected, because the user would not be able to decrypt the modified tokens.

7 PERFORMANCE EVALUATION

7.1 Experimental Setup

We developed a working version of ClusPr and made it available publicly in our Github¹. We evaluate the performance of ClusPr using three distinct datasets that have different properties and volumes. We compare and analyze the clustering quality with other approaches that operate in encrypted or unencrypted domains. The experiments were conducted on a machine with two 10-core 2.8 GHz E5 Intel Xeon processors and 64 GB of memory.

To evaluate the performance of ClusPr in handling big data, we used a subset of Amazon Common Crawl Corpus (ACCC) dataset [5]. The whole dataset size ≈ 150 terabytes that contains different web-based contents, such as blogs and social media contents. We randomly selected 6,119 documents that collectively form a ≈ 500 GB document set. The second dataset, named Request For Comments (RFC) [15], is domain-specific and includes documents about the internet and communication networks. RFC includes 2,000 documents and its total size is ≈ 247 MB. The third dataset is BBC [10] that is not domain-specific and includes news in certain categories such as technology, politics, sports, entertainments, and business. It contains 2,225 documents and is ≈ 5 MB. The reason for choosing this small dataset is that, unlike ACCC and RFC, each document of BBC is short and we can verify clusters' coherency manually. For each dataset, the documents are passed through Maui keyword extractor [48] to identify keywords semantically represent the document.

We instrument the pre-trained Google News Word2vec model [50] to determine the similarity between any two given words. The model is a 300-dimension vector representation of three million phrases. The model requires a text dataset as input to build a vocabulary from the input dataset and learns vector representation of the words in the dataset. The model uses cosine similarity and provides the score ($-1 \leq \text{similarity score} \leq 1$) for any two given tokens. We note that the pre-trained Word2vec model operates only on unencrypted/plain-text tokens. Subsequently, we do not encrypt the tokens while uploading for evaluation purposes. However, the proposed schemes assume tokens to be encrypted and do not use the properties of plain-text tokens.

The performance metric that we use to evaluate the quality of topic-based clustering is overall *clusters' coherency* and its impact on the search and retrieval systems. The coherency measure represents how the tokens in a cluster are related to a certain topic. For a given cluster, coherence is measured based on the mean of semantic similarity

¹<https://git.io/fjDsQ>

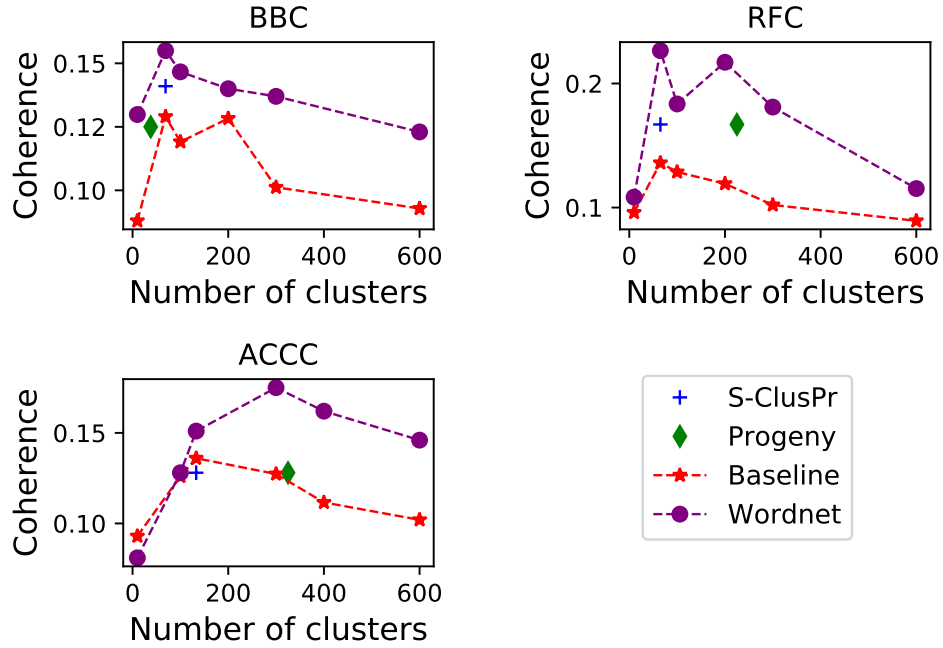


Fig. 3. Cluster coherency on three different datasets. The results are obtained from S-ClusPr, Progeny, and ClustCrypt (that are encrypted-based clustering schemes) and k -means and Wordnet clustering schemes (that operate on plain-text tokens).

across all possible pairs of tokens in that cluster. Then, the mean of coherency across all clusters is defined as the overall cluster coherency.

7.2 Experimental Results

7.2.1 Clusters Coherency

In this experiment, we compare the coherency of clusters that obtained from static ClusPr against those obtained from four other schemes. Among these schemes, one is the conventional K -means clustering [27]. The second one is *Wordnet* clustering [51], which is an enhanced version of K -means that generates synonym set based on the input data. Then, k -means clustering is applied on the synonym sets. Token distribution in Wordnet is performed based on edge counting method, proposed by Wu and Palmer [51]. Both k -means and Wordnet operate on unencrypted data.

The third comparable scheme is *Progeny* [38] that only estimates the number of clusters, but does not cluster the tokens. Therefore, it requires another scheme to complete the clustering. We feed the estimated number of clusters (k) in Progeny as the input to Algorithm 1 to perform center selection and token distribution. The fourth scheme is *ClustCrypt* [64] that is the preliminary version of S-ClusPr. Their difference mainly lies in the way tokens are distributed to clusters. In ClustCrypt, the relatedness is simply calculated based on contribution and co-occurrences metrics, whereas in S-ClusPr, the magnitude of both similarity and disparity are considered to measure the relatedness (see Section 4.3 for further details).

Figure 3 shows the results of evaluation on the three datasets. We note that both in k -means and Wordnet, the value of k is randomly chosen and iteratively evolves. As such, we calculate and present cluster coherency for all

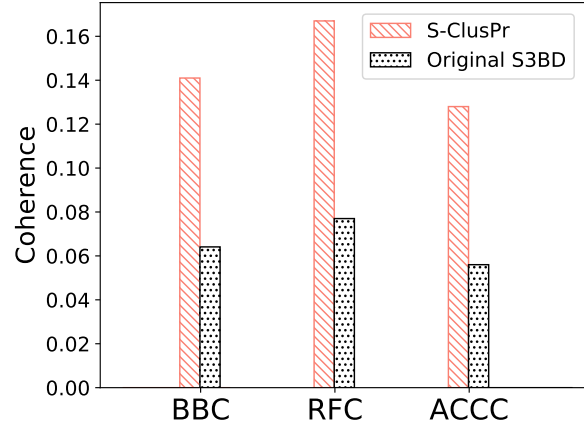


Fig. 4. Comparing the impact of clustering using S-ClusPr against original clustering of S3BD for the studied datasets.

the considered k values that creates multiple data points for these schemes in the figure. However, other schemes are not iterative and produce only one coherence value.

Using S-ClusPr, 69, 65, and 133 clusters are created for the BBC, RFC, and ACCC datasets, respectively. As ACCC is the largest and broadest (*i.e.*, not domain-specific) dataset, it yields the highest k value. RFC is not the smallest dataset, however, due to its domain-specific nature, it yields the lowest k value. We also observe that S-ClusPr results into the highest coherency value for the RFC dataset.

Progeny estimates 42, 225, and 340 clusters for BBC, RFC, and ACCC datasets, respectively. However, after center selection and clustering, only 42, 65, and 69 clusters are utilized. We observe that the coherency offered by S-ClusPr is higher than those offered by Progeny. In compare to ClustCrypt, we observe that S-ClusPr offers a negligible coherency improvement (around 6%) for BBC and RFC datasets. However, for the ACCC dataset, S-ClusPr improves the coherency by approximately 31%.

Analysis of the plain-text-based schemes reveal that, Wordnet clusters offer the highest coherency value. In fact, it is difficult for an encrypted clustering scheme (*e.g.*, S-ClusPr) to outperform the unencrypted ones, because they do not have access to the semantics of the tokens [51] in building clusters. However, we observe that the coherency offered by S-ClusPr competes with the one offered by the k -means scheme. In particular, S-ClusPr provides a higher coherency value than k -means for RFC and BBC datasets.

To evaluate the suitability of estimated number of clusters (k) by S-ClusPr, we configure both k -means and Wordnet to use the estimated k number of clusters for the studied datasets. According to the figure, for RFC and BBC, S-ClusPr suggested sets of k clusters offer a higher coherency than k -means and a comparable one to Wordnet. In the case of ACCC, S-ClusPr even outperforms Wordnet in terms of coherency.

7.2.2 Analyzing the Impact of ClusPr on Searchable Encryption Systems. One objective of this research is to enhance the performance of S3BD secure search system. As such, we instrumented S-ClusPr in S3BD and compared the coherency of resulting clusters with its original clustering scheme that predetermines a value for $k = 10$. Moreover, its center selection only considers the co-occurrences. In this experiment, we intend to evaluate the improvement that S-ClusPr achieves within S3BD on the three studied datasets. In this experiment, the estimated value of k for BBC, RFC and ACCC are 69, 65, and 133, respectively.

a) Impact on the Clustering Coherency of S3BD. Figure 4 shows that for all the studied datasets, clusters generated by S-ClusPr have remarkably higher coherency than the original clustering scheme of S3BD. This

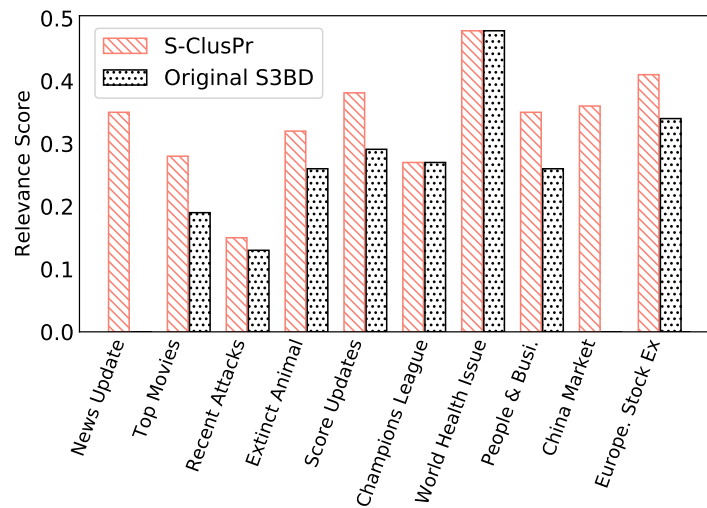


Fig. 5. Comparing the relevancy of search results using S-ClusPr vs original S3BD clustering in BBC dataset. The value of relevancy is calculated based on TSAP@10 scoring metric.

shows determining number of clusters based on dataset characteristics and choosing center tokens based on the centrality concept is effective. Our hypothesis is that, such efficiency improves the accuracy and offers more relevant semantic search results. This is because tokens of the clusters are more congruent to the clusters' topics, hence, more effective pruning is accomplished. For further evaluation of this hypothesis, next experiments concentrate on the impact of S-ClusPr on the search quality.

b) Impact on the Search Accuracy of S3BD. The purpose of improving the clusters' coherency in this study is to ultimately enhance the search accuracy by retrieving more relevant documents. To evaluate the impact of such improvement, in this part, we compare and analyze how the search accuracy of S3BD system is affected by utilizing S-ClusPr's clusters against the circumstance where its original clustering method is utilized. For the evaluation, we generated a set of 10 benchmark search queries that are listed in Table 6.

ACCC Dataset	BBC Dataset	RFC Dataset
Orlando Magic	News Update	Internet
Samsung Galaxy	Top Movies	TCP
Baseball routine	Recent Attacks	Fiber Doctor
Recommendation	Endangered Animals	Wifi
North America	Score Updates	IoT
Tennis Tournament	Champions League	Radio Frequency
Holy Martyr	World Health Issue	UDP
Library	People and Business	Edge Computing
Stardock	China Market	Encryption schemes
Orthodox Church	European Stock Exchange	Broadcasting

Table 6. Benchmark search queries for each one of the studied datasets.

To measure the relevancy of search results for each query, we use *TREC-Style Average Precision* scoring method [46]. This method works based on the recall-precision concept and the score is calculated by $\sum_{i=0}^N r_i/N$, where r_i denotes the score for i^{th} retrieved document and N is the cutoff number (number of elements in the search results) that we consider as 10. Therefore, we call it *TSAP@10*.

We measure *TSAP@10* score only for the RFC dataset and its benchmark queries. The reason is that it is domain-specific and feasible to determine the relevancy of the retrieved documents. To compare the relevancy provided by S-ClusPr against the original S3BD clustering, we apply the benchmark queries to the S3BD search system. In Figure 5, the relevancy score of the results for each query when the two clustering schemes are applied are measured and presented. According to the Figure, for most of the queries, S-ClusPr clustering offers a higher relevancy score. For the two queries that have identical *TSAP@10* score, their retrieved document lists are equivalent. Also, S-ClusPr clusters provide score for *News Update* and *China Market* benchmark queries, whereas original S3BD clusters do not retrieve any relevant documents for these queries.

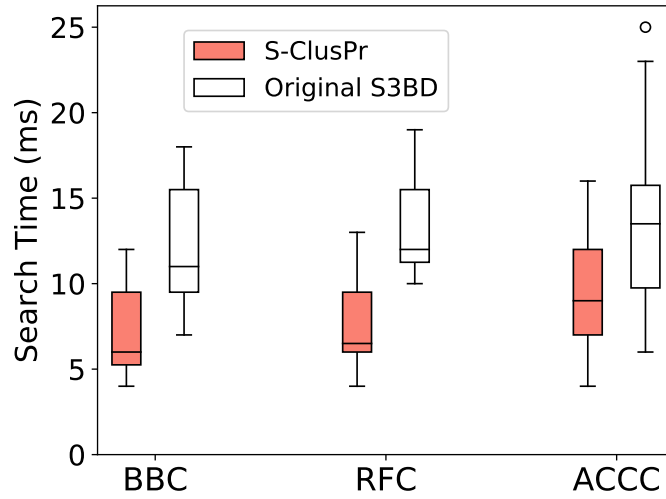


Fig. 6. Search time of S3BD when S-ClusPr is used for clustering versus when the original S3BD clustering is used.

c) Impact on the Search Time of S3BD. Figure 6 presents the total search time of the benchmark queries for each dataset. The search time is measured as the turnaround time of searching each query—from the time a query is issued until the result set is received. To eliminate the impact of any randomness in the computing system, we searched each set of benchmarks 10 times and reported the results in form of box plots.

The figure indicates that when S-ClusPr clustering is utilized, the search time is significantly shorter than the circumstance where the original S3BD clustering is used. Longer search time impacts the scalability and real-time quality of the search operation on big data.

Analyzing Figures 4 to 6 reveals that integrating S-ClusPr in the search system, not only makes it more accurate, but makes it faster and more scalable too.

7.2.3 Evaluation of Clustering Coherency for Dynamic Schemes. In this part, we analyze the effectiveness of dynamic clustering schemes (SD-ClusPr and FD-ClusPr). We mention in Section 5.3 that FD-ClusPr is a specific case of SD-ClusPr. Hence, we only consider the SD-ClusPr scheme for evaluation. To this end, we leverage the

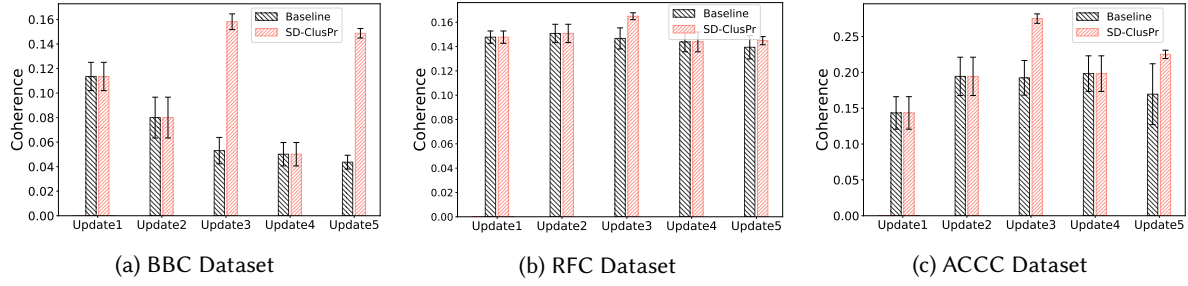


Fig. 7. Clusters' coherency for different updates of the three studied datasets when SD-ClusPr is applied with and without re-clustering option.

three studied datasets and build subsets that each one serves as a batch update. Specifically, we consider an existing set of clusters based on 500 documents for each dataset. Then, we sample five times to create a list of five updates that each one includes a set of documents. List U includes the pairs of update names and the size of each update as follows: $U = \langle (U_1, 25), (U_2, 50), (U_3, 100), (U_4, 20), (U_5, 200) \rangle$. To assure that the results are not biased to any particular sample, we performed the sampling procedure 10 independent times and report the mean and 95% confidence interval of the analysis in the results. The reason we designated U_3 and U_5 to be larger is to examine SD-ClusPr decision in re-clustering. To evaluate the scheme in terms of the cluster coherency, we build a *baseline* version from SD-ClusPr that does not consider re-clustering. The baseline only performs clustering based on existing clusters (as explained in Algorithm 2) to accommodate the new updates.

Figures 7a, 7b, and 7c, respectively, present cluster coherency of five different batch updates of BBC, RFC, and ACCC respectively applying SD-ClusPr scheme. In Figure 7a, we observe that the coherency of clusters are decreased in baseline for U_3 whereas the coherency obtained for SD-ClusPr beats the previous by around 105%. We observe the similar pattern of coherency variation for U_5 . For baseline, the lowest coherency is obtained in U_5 . On the contrary, in SD-ClusPr, we observe around 115% improvement in coherency for U_5 .

According to Figure 3, clusters formed for the RFC dataset shows the highest coherency. Similarly, in 7b, we observe the highest coherency for all updates in compare with other datasets. With respect to baseline, we observe that SD-ClusPr causes minor improvements in coherency of both U_3 and U_5 . Since the documents are more domain-specific, clusters do not lose coherency significantly from one update to the other. As such, we do not observe significant improvements by SD-ClusPr.

Similar to BBC and RFC, in Figure 7c, we observe improvement in the coherency for ACCC dataset. In particular, the improvement in coherency for U_3 and U_5 is approximately 45% and 35%, respectively.

From these experiments, we can conclude that ClusPr scheme can improve the coherency of clustering even for dynamic datasets. Specifically, we observed that for sufficiently large batches, such as U_3 and U_5 , SD-ClusPr decides to re-cluster that remarkably improves the clustering coherency.

8 CONCLUSIONS

In this research, we developed ClusPr as a solution for topic-based clustering of both static and dynamic unstructured encrypted big datasets. ClusPr approximates the number of clusters for a dataset within a feasible time complexity. For that purpose, ClusPr leverages the tokens' co-occurrences to measures the tendency of each token to stay with or segregate from other tokens and use that to estimate the number of clusters. Next, we develop a probabilistic approach to determine the center of each cluster and disseminate encrypted tokens to the most topically related cluster. Experimental evaluations reveal that our clustering scheme for static datasets (S-ClusPr) can improve the clustering coherency on average by 65%. Similarly, the scheme for semi-dynamic and

dynamic datasets (SD-ClusPr) can improve the coherency by 55%. By incorporating ClusPr within the context of a secure semantic search system, we learned that the more coherent and accurate topic-based clustering can improve the relevancy of search results. Although ClusPr outperforms other encryption-based clustering solutions, it is difficult for it to beat the schemes that operates on plain-text tokens. There are several avenues to extend this research work. One avenue is to identify the user search interest and leverage that to create more representative abstracts. Another avenue is to improve the cluster pruning component to reduce the search time operation.

REFERENCES

- [1] Amazon Kendra . <https://aws.amazon.com/kendra/>, Accessed April '20.
- [2] Cloud leak: How a verizon partner exposed millions of customer accounts. <https://www.upguard.com/breaches/verizon-cloud-leak>, Accessed April '20.
- [3] Consensus Clustering. <https://towardsdatascience.com/consensus-clustering-f5d25c98eaf2>, Accessed April '20.
- [4] Unstructured Data In Big Data. <https://www.mongodb.com/scale/unstructured-data-in-big-data>, Accessed April '20.
- [5] Common Crawl on Amazon Web Services (AWS). <https://aws.amazon.com/public-datasets/common-crawl/>, Accessed February 2, 2018.
- [6] Every single yahoo account was hacked - 3 billion in all. <https://www.money.cnn.com/2017/10/03/technology/business/yahoo-breach-3-billion-accounts/index.html>, Accessed February '20.
- [7] Statistics Solution. <https://www.statisticssolutions.com/using-chi-square-statistic-in-research/>, Accessed July 8, 2019.
- [8] 20 Newsgroups. <http://qwone.com/~jason/20Newsgroups>, Accessed March '20.
- [9] 2000 HUB5 english evaluation transcripts. <https://catalog.ldc.upenn.edu/LDC2002T43>, Accessed March '20.
- [10] BBC news classification. <https://www.kaggle.com/c/learn-ai-bbc>, Accessed March '20.
- [11] Consuming Streaming Data. <https://developer.twitter.com/en/docs/tutorials/consuming-streaming-data>, Accessed March '20.
- [12] Criminal Records. <https://staterecords.org/criminal.php>, Accessed March '20.
- [13] Google books ngrams. <https://aws.amazon.com/datasets/google-books-ngrams>, Accessed March '20.
- [14] Reuters-21578 text categorization collection data set. <https://archive.ics.uci.edu/ml/datasets/Reuters-21578+Text+Categorization+Collection>, Accessed March '20.
- [15] RFC (request for comments) series. <https://old.datahub.io/dataset/rfcs>, Accessed March '20.
- [16] The Museum of Modern Art Data. <https://tapoueh.org/blog/2018/07/batch-updates-and-concurrency>, Accessed March '20.
- [17] Twitter stream api dataset. <https://github.com/shreybatra/Twitter-Stream-API-Dataset>, Accessed March '20.
- [18] The 15 biggest data breaches of the 21st century. <https://www.csoonline.com/article/2130877/data-breach-the-biggest-data-breaches-of-the-21st-century.html>, Accessed November 21, 2019.
- [19] DBSCAN:what is it? when to use it? how to use it? <https://medium.com/@elutins/dbscan-what-is-it-when-to-use-it-how-to-use-it-8bd506293818>, Accessed November 28, 2019.
- [20] Charu C Aggarwal, Alexander Hinneburg, and Daniel A Keim. On the surprising behavior of distance metrics in high dimensional space. In *Proceedings of the 8th International conference on database theory, ICDT'01*, pages 420–434, January 2001.
- [21] Swati Aggarwal, Nitika Agarwal, and Monal Jain. Performance analysis of uncertain k-means clustering algorithm using different distance metrics. In *Computational Intelligence: Theories, Applications and Future Directions-Volume I*, pages 237–245. Springer, 2019.
- [22] Zobaed SM Ahmad, Sahan, Raju Gottumukkala, and Mohsen Amini Salehi. Edge computing for user-centric secure search on cloud-based encrypted big data. In *Proceedings of the 21st International Conference on High Performance Computing and Communications (HPCC'19)*, pages 662–669, August 2019.
- [23] Jalal Al-Muhtadi, Basit Shahzad, Kashif Saleem, Wasif Jameel, and Mehmet A Orgun. Cybersecurity and privacy issues for socially integrated mobile healthcare applications operating in a multi-cloud environment. *Journal of Health informatics journal*, 25(2):315–329, May 2019.
- [24] Mohsen Amini Salehi, Thomas Caldwell, Alejandro Fernandez, Emmanuel Mickiewicz, David Redberg, Eric W. D. Rozier, and Saman Zonouz. RESeD: Regular Expression Search over Encrypted Data in the Cloud. In *Proceedings of the 7th IEEE Cloud conference*, Cloud '14, pages 673–680, June 2014.
- [25] L. A. Barroso, J. Dean, and U. Holzle. Web search for a planet: The google cluster architecture. *IEEE Micro*, 23(2):22–28, March 2003.
- [26] Gema Bello-Orgaz, Jason J Jung, and David Camacho. Social big data: Recent achievements and new challenges. *Journal of Information Fusion*, 28:45–59, March 2016.
- [27] Pavel Berkhin. A survey of clustering data mining techniques. In *Grouping multidimensional data*, pages 25–71. Springer, 2006.
- [28] Kenneth P Burnham and David R Anderson. Kullback-leibler information as a basis for strong inference in ecological studies. *Journal of Wildlife research*, 28(2):111–119, 2001.

- [29] Fazli Can and Esen A. Ozkarahan. Concepts and effectiveness of the cover-coefficient-based clustering methodology for text databases. *Journal of ACM Trans. Database Syst.*, 15(4):483–517, December 1990.
- [30] Adam Coates and Andrew Y Ng. Learning feature representations with k-means. In *Neural networks: Tricks of the trade*, pages 561–580. Springer, 2012.
- [31] Douglass R Cutting, David R Karger, Jan O Pedersen, and John W Tukey. Scatter/gather: A cluster-based approach to browsing large document collections. In *ACM SIGIR Forum*, volume 51, pages 148–159, August 2017.
- [32] Paul Inuwa Dalatu. Time complexity of k-means and k-medians clustering algorithms in outliers detection. *Journal of Pure and Applied Mathematics*, 12(5):4405–4418, November 2016.
- [33] W. Diffie and M. Hellman. New directions in cryptography. *Transactions on Information Theory*, 22(6):644–654, November 1976.
- [34] Léo Ducas and Daniele Micciancio. FHEW: Bootstrapping homomorphic encryption in less than a second. In *Advances in Cryptology, EUROCRYPT'15*, pages 617–640, April 2015.
- [35] Wei Fu and Patrick O Perry. Estimating the number of clusters using cross-validation. *Journal of Computational and Graphical Statistics*, pages 1–12, January 2019.
- [36] K. Gai and M. Qiu. Blend arithmetic operations on tensor-based fully homomorphic encryption over real numbers. *Transactions on Industrial Informatics*, 14(8):3590–3598, August 2018.
- [37] P. Hammersley. Editorial fi?! information and information systems. *The Computer Journal*, 32(3), January 1989.
- [38] Chenyue W Hu, Steven M Kornblau, John H Slater, and Amina A Qutub. Progeny clustering: a method to identify biological phenotypes. *Journal of Scientific reports*, 5:12894, 2015.
- [39] Mohsen Amini Salehi Jason Woodworth. S3BD: secure semantic search over encrypted big data in the cloud. *Journal of Concurrency and Computation: Practice and Experience (CCPE)*, 28(11), December 2018.
- [40] Nesrine Kaaniche and Maryline Laurent. A secure client side deduplication scheme in cloud storage environments. In *Proceedings of the 6th International Conference on New Technologies, Mobility and Security, NTMS'14*, pages 1–7, March 2014.
- [41] Tilman Lange, Volker Roth, Mikio L Braun, and Joachim M Buhmann. Stability-based validation of clustering solutions. *Journal of Neural computation*, 16(6):1299–1323, June 2004.
- [42] Ping Li, Jin Li, Zhengan Huang, Chong-Zhi Gao, Wen-Bin Chen, and Kai Chen. Privacy-preserving outsourced classification in cloud computing. *Journal of Cluster Computing*, 21(1):277–286, March 2018.
- [43] Witold Litwin, Sushil Jajodia, and Thomas Schwarz. Privacy of data outsourced to a cloud for selected readers through client-side encryption. In *Proceedings of the 10th annual ACM workshop on Privacy in the electronic society, WPES'11*, pages 171–176, October 2011.
- [44] Xiaoyong Liu and W. Bruce Croft. Cluster-based retrieval using language models. In *Proceedings of the 27th International ACM SIGIR Conference on Research and Development in Information Retrieval, SIGIR '04*, pages 186–193, July 2004.
- [45] R Lleti, M Cruz Ortiz, Luis A Sarabia, and M Sagrario Sánchez. Selecting variables for k-means cluster analysis by using a genetic algorithm that optimises the silhouettes. *Journal of Analytica Chimica Acta*, 515(1):87–100, July 2004.
- [46] A. K. Mariappan, R. M. Suresh, and V. Subbiah Bharathi. A comparative study on the effectiveness of semantic search engine over keyword search engine using tsap measure. *Journal of Computer Applications EGovernance and Cloud Computing Services*, pages 4–6, December 2012.
- [47] Angel Latha Mary and KR Shankar Kumar. A density based dynamic data clustering algorithm based on incremental dataset. *Journal of Computer Science*, 8(5):656–664, February 2012.
- [48] Olena Medelyan, Eibe Frank, and Ian H. Witten. Human-competitive tagging using automatic keyphrase extraction. In *Proceedings of the 14th Conference on Empirical Methods in Natural Language, EMNLP '09*, pages 1318–1327, August 2009.
- [49] Zbigniew Michalewicz. *Genetic Algorithms + Data Structures = Evolution Programs (3rd Ed.)*. Springer-Verlag, 1996.
- [50] Tomas Mikolov, Kai Chen, Greg Corrado, and Jeffrey Dean. Efficient estimation of word representations in vector space, 2013.
- [51] George A Miller. Wordnet: a lexical database for english. *Journal of Communications of the ACM*, 38(11):39–41, November 1995.
- [52] Michael Naehrig, Kristin Lauter, and Vinod Vaikuntanathan. Can homomorphic encryption be practical? In *Proceedings of the 3rd ACM Workshop on Cloud Computing Security Workshop, CCSW '11*, pages 113–124, October 2011.
- [53] John Paparrizos and Luis Gravano. k-shape: Efficient and accurate clustering of time series. In *Proceedings of the 2015 ACM SIGMOD International Conference on Management of Data, SIGMOD '15*, pages 1855–1870, May 2015.
- [54] Dan Pelleg and Andrew W Moore. X-means: Extending k-means with efficient estimation of the number of clusters. In *Proceedings of the 17th International Conference on Machine Learning, ICML'00*, pages 727–734, June 2000.
- [55] Raluca Ada Popa, Catherine M. S. Redfield, Nikolai Zeldovich, and Hari Balakrishnan. Cryptdb: Protecting confidentiality with encrypted query processing. In *Proceedings of the 23rd ACM Symposium on Operating Systems Principles, SOSP '11*, pages 85–100, October.
- [56] Peter J Rousseeuw. Silhouettes: a graphical aid to the interpretation and validation of cluster analysis. *Journal of computational and applied mathematics*, 20:53–65, November 1987.
- [57] Najaf Ali Shah and Ehab M ElBahesh. Topic-based clustering of news articles. In *Proceedings of the 42nd annual Southeast regional conference, ACM-SE'04*, pages 412–413, April 2004.

- [58] Robert Tibshirani, Guenther Walther, and Trevor Hastie. Estimating the number of clusters in a data set via the gap statistic. *Journal of the Royal Statistical Society: Series B (Statistical Methodology)*, 63(2):411–423, 2002.
- [59] Thanh N Tran, Klaudia Drab, and Michal Daszykowski. Revised dbscan algorithm to cluster data with dense adjacent clusters. *Journal of Chemometrics and Intelligent Laboratory Systems*, 120:92–96, January 2013.
- [60] Michael N Vrahatis, Basilis Boutsinas, Panagiotis Alevizos, and Georgios Pavlides. The new k-windows algorithm for improving thek-means clustering algorithm. *journal of complexity*, 18(1):375–391, March 2002.
- [61] Ding Wang and Ping Wang. Offline dictionary attack on password authentication schemes using smart cards. In *Information Security*, pages 221–237. Springer International Publishing, 2015.
- [62] Jason Woodworth, Mohsen Amini Salehi, and Vijay Raghavan. S3C: An architecture for space-efficient semantic search over encrypted data in the cloud. In *Proceedings of the 4th IEEE International Conference on Big Data*, Big Data’16, pages 3722–3731, December 2016.
- [63] Jinxi Xu and W. Bruce Croft. Cluster-based language models for distributed retrieval. In *Proceedings of the 22nd International ACM Conference on Research and Development in Information Retrieval*, SIGIR ’99, pages 254–261, August 1999.
- [64] SM Zobaed, Sahan Ahmad, Raju Gottumukkala, and Mohsen Amini Salehi. Clustcrypt: Privacy-preserving clustering of unstructured big data in the cloud. In *Proceedings of the 21st International Conference on High Performance Computing and Communications*, HPCC’19, pages 609–616. IEEE, August 2019.
- [65] Sm Zobaed and Mohsen Amini Salehi. Big data in the cloud. In Laurie A. Schintler and Connie L. McNeely, editors, *Encyclopedia of Big Data*. Springer, 2018.