

A Review of Models for Serial Order in Frontal Neurons: from Brain Development to Higher-Level Cognition

Alexandre Pitti, Mathias Quoy, Catherine Lavandier, Sofiane Boucenna, Wassim Swaileh and Claudio Weidmann

Abstract—In order to keep trace of information and grow up, the infant brain has to resolve the problem about where old information is located and how to index new ones. We propose that the immature prefrontal cortex (PFC) use its primary functionality of detecting hierarchical patterns in temporal signals as a second purpose to organize the spatial ordering of the cortical networks in the developing brain itself. Our hypothesis is that the PFC detects the hierarchical structure in temporal sequences in the form of ordinal patterns and use them to index information hierarchically in different parts of the brain. Henceforth, we propose that this mechanism for detecting patterns participates in the ordinal organization development of the brain itself; i.e., the bootstrapping of the connectome. By doing so, it gives the tools to the language-ready brain for manipulating abstract knowledge and planning temporally ordered information; i.e., the emergence of symbolic thinking and language. We will review neural models that can support such mechanisms and propose new ones. We will confront then our ideas with evidence from developmental, behavioral and brain results and make some hypotheses, for instance, on the construction of the mirror neuron system, on embodied cognition, and on the capacity of learning-to-learn.

Index Terms—prefrontal cortex, structure learning, mirror neuron system, ordinal codes, predictive coding, Broca area, hierarchical nested trees, serial order.

I. INTRODUCTION

More than any other area in the brain, the development of the prefrontal cortex (PFC) early in infancy plays a major role for the acquisition of models, patterns and for the manipulation of structured knowledge. For instance, the features of the PFC play an important role for developing logical inference and algebra, for the acquisition of language and music [1], [2], [3], [4], for the learning of task sets and the resolution of rule-based problems [5], [6], [7]. We propose that what does essentially the PFC is to manipulate *items* and *patterns* independently; where a pattern is a sequence, a cluster or a group of several items or units. Using this tool, we think the PFC participates altogether to the development of abstract thinking and to the hierarchical organization of the brain.

Observations in the Broca area and in the pre-Supplementary Motor Area (pre-SMA) located in the PFC confirmed the existence of such neurons sensitive to ordinal and hierarchical patterns only. For instance, some of them were found sensitive to the temporal order in audio sequences and to proto-grammars (i.e., a rudimentary grammar) but not to

the particular sound emitted [8], [9], [10]. Other neurons were found sensitive to the different levels of complexity and depth in sequences [11], [12]. In the motor domain, a majority of neurons in PFC were found sensitive to the temporal patterns of motor behavior such AABB or ABAB and a minority to the particular motor units [6], [13], [14]. Moreover, different ones were observed salient to the temporal coherence in visual scenes [15]; e.g. its semantic. Some similar results were found with neurons sensitive to orders, schemata in spatial contexts [16], and to geometrical rules in the recognition of shapes [17], [18] or in visual sequences [19]. Surprisingly, these neurons were all found insensitive to the particular sound, action or visual information composing the sequence presented *per se*.

One core proposal is that the ability of the PFC to extract and represent the hierarchical structure out of raw data has served for the self-structuration of the brain itself. Although this proposal is certainly not novel [21], [22], the implementation of it is still subject to many hypothesis [23] and we think that ordinal neurons can provide some computational features for modeling it. We will present several models of neurons that can encode ordinal and hierarchical information in their synaptic weights and represent the item's order in sequences; i.e., the elements' *hierarchy* or *rank* with respect to the others [24], [25]. In our view, these implementations can be derived from the learning mechanism of spike timing-dependent plasticity (STDP) or from the rank-order coding algorithm [26] to code ordinal patterns as rank-order codes. Actually, they can be seen as hierarchical neural trees as they encode ordinal patterns. We will discuss as well some other neural architectures that have realized the same function.

Based on this idea, our first assumption or hypothesis (H1), also shared by others, is that the conjunctive cells in PFC have evolved as sort of serial order detectors in temporal sequences; see Fig. 1 a). In some other works, they are considered as neuronal pointers or timestamp to abstract information [27], [28].

Our second hypothesis (H2) is that these conjunctive cells, along with the dense long-range axons – serving to connect the PFC to other parts of the brain, – are exploited to retrieve back the location of neurons in posterior brain areas. Their second purpose is for selecting separated items from different parts of the brain but related into one cluster, for broadcasting and routing information at the brain level, see Fig. 1 b). This second hypothesis is still debated.

In a third hypothesis (H3), we defend the idea that these two

Authors are with ETIS Lab, UMR8051, CY Cergy Paris University, ENSEA, CNRS, Cergy-Pontoise, France
e-mail: alexandre.pitti@cyu.fr

Manuscript received April 19, 2005; revised August 26, 2015.

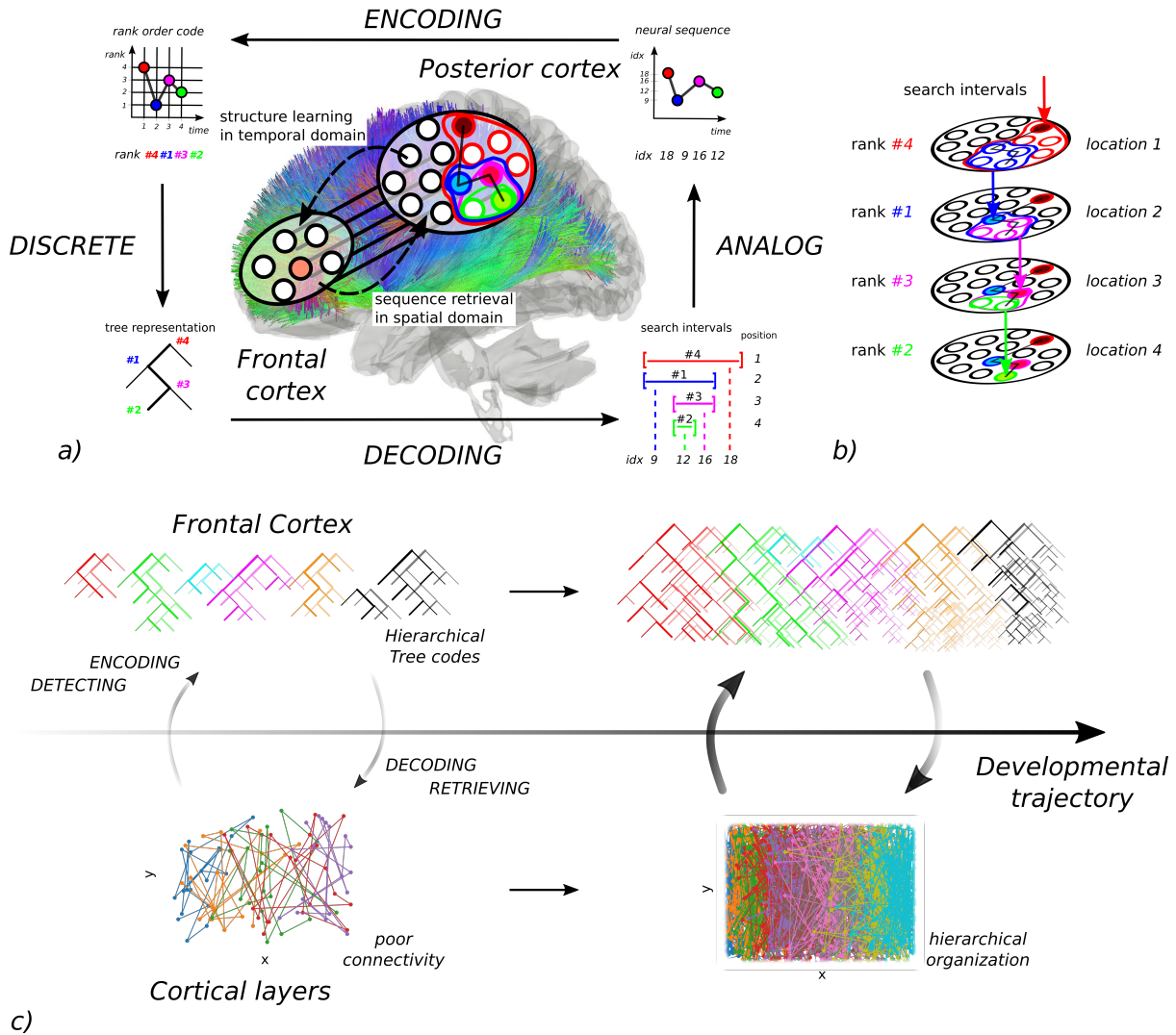


Fig. 1. Global schema on our proposal for the brain development for acquisition of hierarchical and semantic knowledge and functional organization of memory. In a), we propose that the conjunctive cells in the Prefrontal Cortex learn and recognize the order and structure in temporal sequences as trees or rank codes. They use these codes to organize spatially the location of clusters and memories. In b), these trees and rank codes can serve to retrieve and decode the memory location in a top-down manner. In c), we suggest that during the infant development these two processes are at work. The frontal areas of the brain bootstraps and co-learns with its posterior parts the ordinal and hierarchical structure in temporal sequences from the outside world to organize spatially and hierarchically the memories in brain networks. Ordinal and tree codes participate to what we call the self-structuring of the brain's organization itself and to acquisition of a neuro-symbolic representation of information. *Image Source: <http://brain.labsolver.org/>, [20].*

mechanisms for encoding the ordinal structure in the world (H1) and for decoding their neural sites (H2) are working along, side-by-side, toward the self-structuring of the brain's organization through a developmental pathway; see Fig. 1 c). This third developmental hypothesis is to our knowledge novel in the literature.

First, the well-ordering of the neocortex into hierarchies and small-world dynamics serve for fast and robust information retrieval of codes, which is not something clearly acknowledged in the computational neuroscience literature and no mechanism for cluster retrieval in complex systems is proposed in that sense. For instance, in most researches, only the topological aspect of complex networks is emphasized such as the balanced level between segregation and integration [29], [30], [31], but the way how information is then retrieved in

those networks is not examined. Second, we propose that the mechanism for structure learning and decoding in the PFC may serve, as a second feature, to shape the well-ordering of the other parts of the brain for efficacy (H2). Hence, we propose that the mechanisms for extracting structure in the world, performed by the PFC, serve for structuring memory networks in the brain itself, in line with the ideas of self-structuring information [32], [33], neural scaffolding [34] and embrainment [35], see Fig. 1 a-c).

Altogether, we think that these three mechanisms bootstrap the brain to gain the capability to process hierarchical information and to access higher-level skills necessary for problem-solving tasks, for the production of rule-based behaviors and for the flexible planning of actions [36], [37], [22], [1], [38], [23]. They enable the brain to create abstract models

and syntactic rules in order to generate new sequences built from atomic components (e.g. motor units, visual elements, spoken words, etc.). We suggest further that this processing has served for robust memory recall and avoidance of catastrophic forgetting, for faster processing and for energy efficiency.

As a twist of evolution and of embodiment, we propose that these neural mechanisms, whose purpose served to detect the order in incoming signals, could have shaped as well the brain order, its functional organization and its cognitive development, leading path to the language-ready brain and to the symbolic mind.

We will first present several neural architectures from the litterature for coding the serial order in sequences. We will comment the pros and cons of each, and their biological plausibility associated to their computational advantages. In section III, we present our model for coding the ordinal and hierarchical structure in sequences. In section IV, we will draw then links with neurosciences, cognitive sciences and developmental sciences.

II. NEURAL ARCHITECTURES FOR SERIAL ORDER IN SEQUENCES

We present in this section several architectures used for detecting structure and ordering items in sequences based on various mechanisms.

A. Task-setting Networks

A majority of neural architectures exploits attentional mechanisms and priority signals for modeling serial processing, see Fig. 2 e). Control nodes [39] or contextual neurons have been employed by [40], [41] to hold on and release information for the serial processing of events in models of the PFC. A similar concept has been used by Tani with parameter bias neurons [42] in recurrent neural networks to detect one context or to switch to another one in robotic tasks for grasping objects.

Besides, Dehaene and colleagues [43], [27] propose the use of task-set neurons to prioritize or to hold on sensory events with respect to others. The architecture is constituted of inter-connected spiking neurons that route differently the information with respect to the task. Such system is capable to hold on one activity signal a certain amount of time till the release of a second signal. The detection of erroneous rules can be also treated with the use of predictive coding accounting for the mismatch negativity [44].

Such strategy has been used also by O'Reilly and colleagues [45], [46], [47] and others [48], [49] with the control of up-state and down-state with neuromodulatory signals to solve several cognitive tasks like the Wisconsin card game and task-switching.

Attention mechanisms have been used successfully in the popular Long Short-Term Memory networks (LSTM) and gated networks in order to achieve long-term dependencies [50], [51]. Several subnetworks are used to learn, forgot, or hold on signals replacing the functions of neuromodulators. Wang and colleagues [7] use a variant of the LSTM to solve the task-set problem of Harlow [52] for learning-to-learn

and for which standard reinforcement learning algorithms are inefficient. After many trials, the network becomes sensitive to the strategy to adopt in the first exploration steps and independently to the items' value.

B. Hierarchical Tree Networks

Although it has been suggested that the brain do not represent information as hierarchical tree structures, but more like Markovian processes [53], this argument is still debated. Many reseachers emphasize the importance of hierarchical tree structures for learning information at different state abstraction and for modeling higher-level cognition [53], [12], [1], [23], see Fig. 2 c).

In order to implement conditional rules, tree-like algorithms are conceptually useful for modeling branching, recursivity and serial order in sequences. These features are known difficult to model in standard neural networks in comparison to classic AI. Therefore, models that mimic the tree search algorithms in classic AI have been proposed for implementing the fast sorting, the planning of information, conditional branching between sub-tasks, which are an important feature of working memory [22], [54], [55], [23].

Ordinal codes are interesting in this part, because they avoid the use of tree models as there is an equivalence between ordinal permutations, stack-order codes and ordinal tree codes. In section III, we provide two ways to implement tree-like hierarchical structure with ordinal codes and spikes with a Huffman-like ordinal codes and an ordinal STDP rule.

C. Reservoir Computing

Recurrent neural networks (RNN) have been widely used for learning temporal sequences [56]. Reservoir computing is a framework for learning temporal dynamics where a reservoir of neurons (a RNN) express different dynamics under external inputs, see Fig. 2 d). A readout mechanism transforms the nonlinear high dimensional dynamics into output neurons. In particular EchoState Networks (ESN) have a recurrent neural network (reservoir) and a readout layer with adaptable weights [57]. Liquid state machines use the same conceptual framework with spiking neurons [58]. A complete review may be found in [59], and a recent link between neural substrates of ESN in [60]. ESN have been used in various applications, and in particular in sequence learning for motor control [61] and grammar learning for speech processing [62], [63]. [64] describes how nonlinear properties can be achieved in those networks like the learning of serial rules. One drawback of ESN is that learning is performed offline using a large training dataset. As acknowledged in [64], the underlying mechanism of reservoir computing behind nonlinear-mixed selectivity and the processing of serial order has still to be better explained and understood.

D. Gain-Modulatory Networks

Conjunctive cells are neurons that bind mutual information together by gain-modulation. The result is in the form of a multiplicative effect across two or more signals, which is

useful for updating online one output signal *conditionally* with one entry without updating the synaptic weights, see Fig.2 b). This allows conditional reasoning with sub-branches without the need of modeling hierarchical trees. These cells in the prefrontal cortex permit to represent conjunctive representations [65] such as spatial or temporal order and crossing items with distance or duration information [16], [66].

Botvinick and Watanabe propose a gain-field network to bind items with a temporal order template in a model of the PFC in [24]. Differently, Donnarumma and colleagues follow a reverse coding strategy by extracting the structural information in the shape of a multiplicative network called a 'programmer' in [67]. By instantiating different variables, the programmer network can use the expression-free syntax learned and create new output for the cognitive task called 1-2-A-X. A similar idea has been proposed by [14] to describe how the PFC can extract or generalize structural information in action sequences.

Besides, Hasselmo and Stern describe another multiplicative network, which was used for binding multiple variables of different categories, to change the rules dynamically without modifying the synaptic weights in [68]. A similar gain-field model has been proposed to solve the Wisconsin test [6].

These multiplicative networks have for advantages to respond conditionally to variable inputs, and to detect and exploit regular expressions. These features are useful to avoid the conditional sub-branches of recursive systems difficult to implement.

Our model based on ordinal codes, published in [25] and described in section III, exploits several features of these different architectures, see Fig. 3. For instance, the gating operation for encoding structure in sequences is based on the relative order of each element in the sequence I . This part is similar with the gain-modulatory mechanism that models the conjunctive cells to extract or bind a temporal pattern with items. In second, a multiplication is done between this ordinal pattern and the different lexicographic orders learned in the neural population Y for which each neuron is sensitive with. These neurons encode random ordinal patterns to represent nonlinearly the incoming sequence. This part is similar with reservoir computing. Finally, the neural population Z serves to retrieve one sequence I' close to the original sequence I by error minimization and predictive coding. Similar with task-based networks, ours selects, maintains and switches context to generate sequences of items that does not violate the ordinal rules followed by Z neurons.

III. NEURAL IMPLEMENTATION OF ORDINAL CODES

A. Computational features of ordinal codes

Ordinal and tree codes can be implemented to learn the underlying hierarchical structure within a sequence. This can be done by weighting the relative order of the elements within a sequence depending on their rank or their relative importance (i.e. their hierarchical importance or depth-level). Hence, this type of coding differs from the temporal order codes done in Hebbian learning, conventional recurrent neural networks and bio-inspired Spike Timing-Dependent Plasticity reinforcement rule.

We can use the example presented in Fig. 4 to explain the difference between these three types of coding; i.e., STDP, ordinal coding and tree-order codes. We add as well an implementation of ordinal codes, more biologically plausible, based on hebbian learning for associative and recurrent networks (i.e., Hopfield-like networks and spiking networks). For instance, in a time series of six elements ordered as follows $seq : [18, 13, 8, 14, 5, 19]$, see Fig. 4 a) and b), the rank code corresponding to the relative order of each element with respect to others is $rank : [\#5, \#3, \#2, \#4, \#1, \#6]$. This coding can be seen as an analog-to-digital conversion as the index of each element are no more present in the sequence. This drastic quantization of information represents a computational advantage as the ordinal code is now reduced to N elements to store and not M , the number of elements in the input repertoire. In conventional networks, the number of synapses needed is $M \times N$, which can climb very high when we have a large input repertoire, $M \gg N$. Instead, manipulating ordinal patterns reduces the encoding space to N synapses only.

Another way to code the ordinal structure of this time series is with a stack-ordered rule [69] presented next in Fig. 4 c) and d), where the rank of each element is now computed with respect to the *previously* stacked elements. That is, the first element becomes the central node from which the successive elements are organized around. New elements are compared iteratively with older ones and sorted one at a time relative to them. These stack-ordered sequences form binary search trees with the central node the first element of the sequence, with left and right branches respectively for lower and higher elements and deeper in the tree. The other elements in the sequence are stacked as sub-trees, preserving then the tree structure. We can retrieve the ordinal rank order of each element by reading from left to right each element organized in the tree and from top to bottom their depth in the sequence.

In computer science, binary search trees are well exploited to perform fast dichotomic search of elements in large ensembles by constraining progressively the search space of elements. Depending on the search method, the computational cost has been defined to be in linear polynomial time; the worst case corresponds to completely deployed trees in one branch, i.e. the rank-order codes. Another property of stack-sortable permutation is to form a Dyck language, which is a string of balanced parentheses, capable to form any regular context-free grammar, arithmetic or algebraic expressions; see Fig. 4 e). Thus, they can represent some regular expressions with particular hierarchical nested structure as found in language, logic, geometry, algebra or music [1].

We propose to compare how the three different learning strategies encode the structural information in the synaptic weights of artificial neurons in order to be sensitive to the relative order, structure and hierarchies in sequences (Fig. 4 f).

1) *STDP learning mechanism*: This first mechanism encodes the temporal order in the synaptic weights of one neuron [70]; see the blue line in Fig. 4 f). This Hebbian-based strategy encodes the temporal delays and order between elements and how close in time is one element to

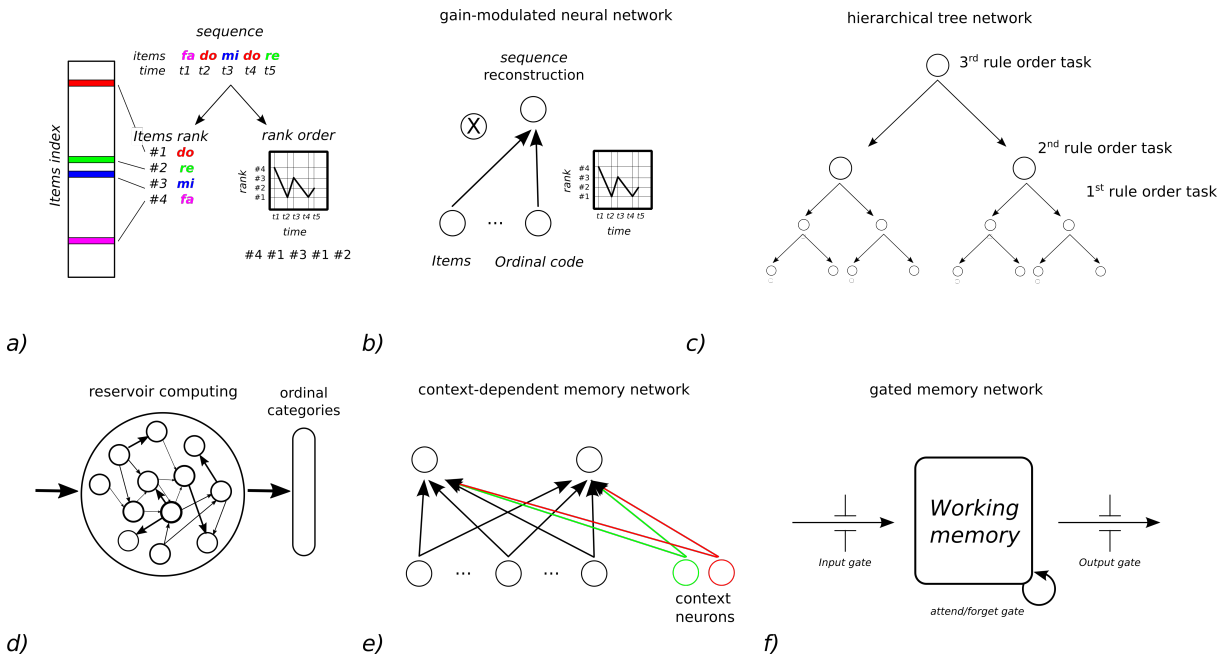


Fig. 2. Neural architectures for serial order coding in working memory. In a-b), neural architectures with gain-modulatory neurons sensitive to ordinal information in sequences can extract an ordinal pattern and can combine it with new items into a new sequence [24]. c) the conditional branching of hierarchical trees can direct the sequences reconstruction based on their importance in the tree [54], [23]. d) reservoir networks can learn to generalize the serial order in sequences and then create output neurons sensitive to the items location in the sequence [64]. e) neural architectures with contextual neurons or task-set neurons can modulate their output activity with respect to a task rule [39]. Gated networks are a variant of them as they have special signals to gate, maintain or forget signals with respect to the current task [41], [7], [48], [49].

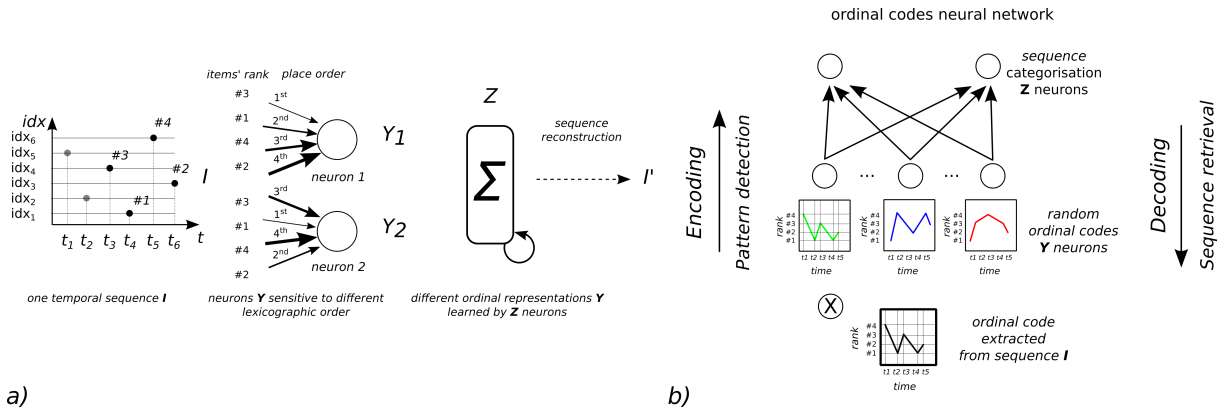


Fig. 3. Proposed architecture for coding the serial order in sequences. In a), the gating operation for encoding structure in sequences is based on the relative order of each element in the sequence I , and with different lexicographic orders for which each neuron Y_1 and Y_2 are sensitive to. The neurons Z are sensitive to the Y population code activity [25]. In b), the neural population Z serves to retrieve one sequence I' close to the original sequence I by error minimization (predictive coding).

another. One neuron can encode the particular sequence $seq : [18, 13, 8, 14, 5, 19]$ with respect to their temporal order in its weights $STDP_weights : [1/6, 1/5, 1/4, 1/3, 1/2, 1]$, so that the later the element is in the sequence, the less sensitive it is to that element. This strategy is not able to encode robustly one sequence as it loses easily accuracy over time due to the accumulated errors introduced by noise; i.e., the so-called vanishing gradient problem.

2) *Rank-order mechanism*: This learning strategy instead can avoid this loss by encoding one sequence with respect to the relative order of its elements, in the synaptic weights of one neuron. The synaptic weights can follow the inverse

ordinal ranking of the sequence $seq : [18, 13, 8, 14, 5, 19]$, which is $rank : [\#5, \#3, \#2, \#4, \#1, \#6]$, as follows $rank_order_weights : [1/2, 1/4, 1/5, 1/3, 1/6, 1/1]$; its weights are displayed with the red-dashed line in Fig. 4 f).

The last method corresponds to the tree-order strategy and implements a combination between a temporal-order code and an ordinal code to stack the elements iteratively in the binary tree, arranged with respect to their relative ranks. The synaptic weights follow the temporal order and the rank-order of each element in the sequence $seq : [18, 13, 8, 14, 5, 19]$, which is $tree_order_weights : [1/2, 1/4, 1/8, 1/16, 3/8, 3/4]$. The synaptic weights are represented by the green line in Fig. 4

f).

Ordinal trees might not be biologically plausible as they rely on the high precision encoding in the synaptic weights when the structure becomes more and more complex. To overcome this problem, we present a fourth strategy in Fig. 4 f), a Huffman-like tree representation based on ordinal codes, which overcomes this limitation of tree codes. The ordinal codes replace the binary codes in the Huffman strategy, which is an optimal code in Information Theory for representing a sequence of discrete items.

3) *Ordinal STDP*: it is an extension of the previous mechanism, presented in Figs. 4 (g-i). This ordinal version of the STDP has a similar learning mechanism, expect that pre- and post-synaptic neurons reinforce their links with respect to their relative index, not their timing. Post-synaptic neurons with higher (resp. lower) index than pre-synaptic ones will strengthen (resp. diminish) their synaptic links. By doing so, spiking neurons sensitive to specific order in sequences can be constructed in recurrent networks, without the need to encode the indexes. In line with the principle of dynamic synchronization [70], this type of coding can be very robust to noise and the suppression/insertion of nodes within the sequence. It is also similar to a Hopfield network with neurons sensitive to ordinal information only, see Fig. 4 (i).

In the mathematical sense, ordinal codes are random permutations of integers. They have interesting computational and mathematical properties as they form a Dyck language and are used in combinatronics and lexicographic order for logic set theory, fast sorting, and expression-free grammar (such as LISP, PROLOG). As we attribute to the PFC some capabilities for symbol processing, which is a difficult task for neural networks, we think ordinal codes can help to achieve this process as it is found in classic AI.

Based on this argument, we propose that neurons implementing such kind of ordinal representation of information will possess per se all the necessary computational tools for encoding and decoding structure and hierarchy in sequences and for processing any type of language in all modalities (e.g., sound, action, vision). This is to our knowledge novel and was never proposed before.

Since ordinal codes are sensitive to higher-order temporal patterns, they are affected nonlinearly by noise. For instance, the encoding is very robust to local errors, but weak to structural error (noise on the rank order). If the items 18 and 19 are inverted in the sequence [18, 13, 8, 14, 5, 19], the ordinal information will be swapped largely within it. Therefore, the quantization makes the network to be attentive to the global structure in the signal and not to its details.

We think this feature is an important property for symbolic processing because the code [#6, #4, #2, #3, #1, #5] is strictly different to [#5, #3, #2, #4, #1, #6] in terms of structure. This can be advantageous for building a logical inference system as it is possible to validate or falsify incoming information from it.

IV. DISCUSSIONS

We will present in section IV-A the neuro-cognitive foundations of our proposal and in section IV-B the links to cognitive

sciences and developmental studies.

A. Neuro-cognitive foundations

We will detail in this section some phenomenons found in cognitive, developmental and brain sciences relying on the hierarchical representation of information for which we can give an interpretation within our framework. In section IV-A1, we suggest a functional role to the conjunctive cells and ordinal codes for the mechanism of nonlinear-mixed selectivity found in frontal cortex. In section IV-A2, we confront our ideas with brain observations on the neural mechanisms underlying language acquisition and the representation of syntactic structures. In section IV-A3, we explain how our framework can model higher-order representation of actions (the mirror neuron system). Finally in section IV-A4, we develop our ideas on the functional organization of the brain and its development to construct hierarchical assemblies into one global memory workspace, the Connectome.

1) *Redundant nonlinear mixed selective codes*: The strongest argument in favor of our proposal comes from the discovery of very dynamic neurons found in the PFC [5], [71], [6], [13] functioning with conjunctive coding of multiple stimulus features, such as sensory stimuli, task rule, or motor response. One computational description of this phenomenon is done with the mechanism of nonlinear-mixed selectivity (NMS) proposed in [72], [73]. Within this framework, high-dimensional representations with mixed selectivity allow a simple linear readout to generate a huge number of different potential responses that depend on multiple task-relevant variables.

Recent studies have shown that the Lateral PFC hosts an abundance of these neurons with mixed selectivity [74], [75], [76]. In particular, neurons with nonlinear mixed selectivity are thought to play a key role in the encoding of information [73]. One recent paper explains further how it may be used by the brain to support reliable information transmission using unreliable neurons [77].

As a note, the parietal cortex possesses also conjunctive cells [78], [79], [80], [65], that bind mutual information together for spatial transformation between different reference frames, multisensory alignment and decision making. Comparative neuroanatomical studies attribute similar functions to the parietal cortex and to the prefrontal cortex, representing relative metrics or conjunctive representations [65] such as order with relative duration, and order with relative distance; but only the PFC is in a position to generate goal-based aims in context [81].

We would like to give new insights on the NMS mechanism based on our hypotheses. First, we see the role of the PFC neurons as much for encoding and categorization as for decoding and retrieving, which is not the case with the original formulation of the NMS mechanism. Second, we suggest that what we might observe in their activity is their sensitivity to patterns, not to variables. Differently said, they might encode temporal or spatial structure without content (H1). Third, the linear combination of mixed codes permits to represent efficiently nested representation of sequences, as

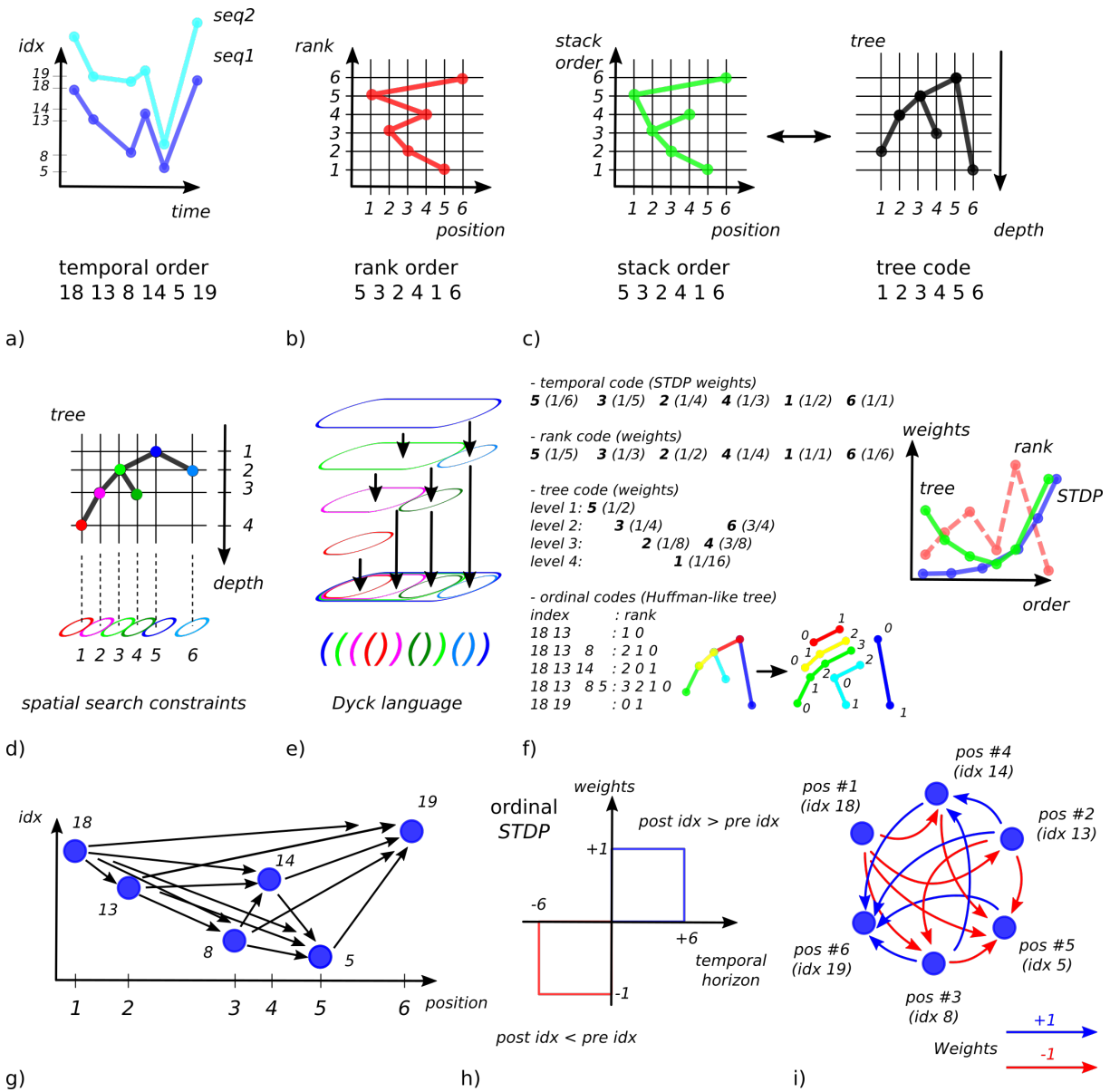


Fig. 4. Proposed neural models for representing the ordinal information in temporal sequences. We can describe the two-step process carried out with an ordinal code and a tree-like ordinal code from the Spike Timing-dependent Plasticity rule. In a), a temporal sequence is displayed with different elements and index. In b), an ordinal code can serve to quantize a temporal sequence by suppressing the index of the neurons and by keeping only the relative order in it; i.e., their rank (#) within the sequence. This process drastically reduces the amount of information to encode only its structure, irrespective of the neurons' index and their precise timing. In c), one different way to code the order in a sequence of items arriving iteratively is the stack-order code, which computes an ordinal code with respect to the previous elements already being stacked and ordered in it. Stack-ordered sequences form binary search trees with elements ordered both in time (depth) and in space (rank). In d), rank-order and tree-order codes can serve to represent hierarchical information and to retrieve or generate any new sequences following this latent structure as binary search trees in computer's sorting and indexation tasks. In e), binary search trees form expressions in the Dyck language, which supports context-free grammars. The diagram in f) presents the synaptic weights for the different strategies to encode a sequence based on their temporal, rank or hierarchical (tree) order. A fourth way to encode ordinal information is with a Huffman-like tree representation with ordinal codes replacing binary digits for each branching. (g-h) present a fifth way to represent ordinal codes with an ordinal version of STDP. Pre- and post-synaptic connections between neurons encoding one specific ordinal location in a sequence can be wired with respect to the relative rank between two neurons: a negative (positive) weight for a negative (positive) index difference. In i), they can form an associative network with nodes sensitive only to ordinal information in sequences.

showed in section III. Thus, we suggest further that this linear combination of mixed codes can serve to retrieve efficiently sequences of neurons in very large assemblies based on their nonlinearity. In our framework, the nonlinearity effect is linked to the encoding of the ordinal rank of neural units from each other in one sequence (H2).

2) *Speech structure in the Broca area*: Since the seminal work of Broca, we know that the circuits in the left cortical hemisphere and in the prefrontal area implement language for perception and production of rule-based behaviors [8] and can be regarded as the grammar center [82], [83].

Recently, it has been suggested that the Broca area plays a

more general role as being a supra-modal “Syntax Engine” in the broaden sense, to abstract rules in other core domains and modalities such as music and action representation, as well as in visual scene understanding [84], [85], [86], [87], [15], [88].

The Broca area (Broadman area 44/45) interacts heavily with the Primary Auditory Cortex (PAC) and the Superior Temporal Gyrus (STG) located in the temporal area. The former is associated with the syntax in sentences and the later are associated with the sound representation. Comparison of fMRI brain activation in sentence processing and nonlinguistic sequence mapping tasks [89] found that BA44 was involved in both the processing of sentences and abstract structure in non-linguistic sequences whereas BA45 was exclusively activated in sentence processing [90].

In speech processing, the Broca area is found sensitive to the order of events in sequences and its activity level is correlated with the syntactic complexity of the sentence [91]. For instance, the two slightly similar sentences ‘‘Jean said # Marie is great’’ and ‘‘Jean # said Marie # is great’’ express different meaning and different relationships between the two persons. They can be represented by different ordering trees for which the Broca area is sensitive with [8]. Experiments have shown that a higher complexity of the tree depth is correlated with a higher neural activity level in the Broca area region; see [92], [93].

In line with [1], [94], [12] who supports the view that the brain holds some exclusive mechanisms for manipulating symbolic nested trees, the Broca area appears clearly to hold one of those mechanisms for the detection of the complexity pattern in sequences [4]. We might suspect that the Broca area is functional very rapidly during infancy since babies and even neonates appear to be sensitive to syntax in proto-words [95], [96], [97], [9], [10]; see also the computational models of Dominey in [98], [91], [62].

In favor to this, recent experiments done in sentence processing by Meyer and colleagues present results showing the complementary work and the functional unity between the posterior cortical areas and the Broca area [99]. Their experiment permitted to trace the linkage between the process of storage of verbs done in the posterior parts of the cortex and the processing of ordering elements done in the Broca area, the two working together. According to our framework, we propose that the encoding done in the Broca area (H1) serves also for the decoding and the retrieving of the information stored in the posterior part of the cortex, and the type of code used represents ordinal tree codes (H2).

3) *Representative motor schemata neurons, the mirror neurons*: In support of a mechanism for detection and manipulation of highly structured information in the PFC other than speech, higher-level semantic action neurons called Mirror Neurons (MN) were found [101], [102] in the pre-Supplementary Motor Area (SMA), see Fig. 5. In these circuits, movement primitives coordinate to effect a wide variety of actions at a higher semantic-level to represent goal-directed motion such as grasping, holding, tiring, pulling etc... Mirror neurons have been discovered to fire for various action schemata depending on the type of grasp and goal [101], [85], [103], [104]. For instance, same mirror neurons fired

whenever the monkey grasps an object from the left hand or even the right hand, and more surprisingly, when someone else also grasps an object, see Fig. 5-I. This result supports the idea of representing neurons as a common substrate for motor preparation and imagery [85], [86].

In other experiments, Tanji and colleagues observed the sensitivity of SMA motor neurons to the structure of the motor sequence and not to the individual actions performed per se [105], [13]. For instance, some of these higher-order neurons were sensitive to the motor pattern (AABB) or (ABAB) so that they could fire to any combinations of action primitives that follow this structure like Push-Push-Turn-Turn or Turn-Turn-Push-Push for the former and Push-Turn-Push-Turn or Turn-Tire-Turn-Tire for the later, as illustrated in Fig. 5-II. Tanji proposed that these SMA neurons encode the structure in the motor sequence –, that is, the syntax of the task,– but not its details (eg, the action unit) (H1).

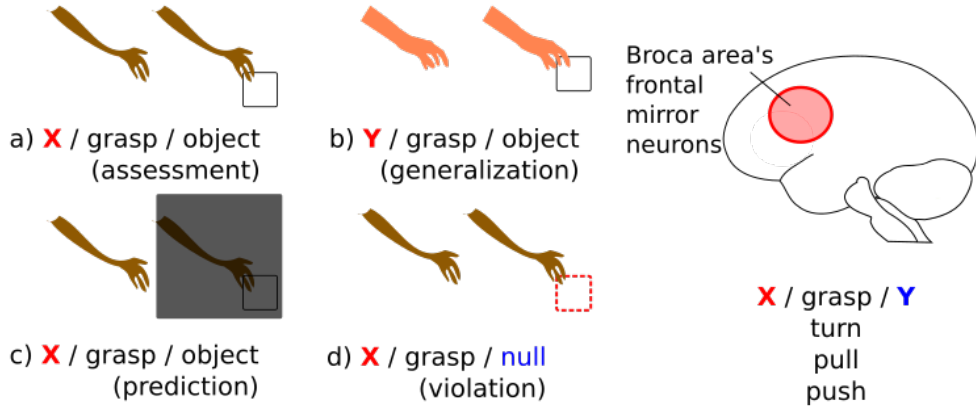
In similar experiments performed by Inoue and Mikami, some PFC neurons were found to modulate their amplitude level with respect to the position of items during the sequential presentation of two visual shape cues [66]. The PFC neurons displayed graded activity with respect to their ordinal position within the sequence and to the visual shapes; e.g. first-ranked items, or second-ranked items (H1). In more complex tasks, PFC neurons were found to fire at particular moments within the sequence [6]; e.g. the beginning, the middle, the end, or even throughout the evolution of the sequence.

In line with this, Koehlin conducted experiments to isolate the functionalities of the Broca area and its implication to the hierarchical organization of human’s behavior [37]. He observed the formation of super-ordinate chunks based on the temporal structure of simpler actions. Accordingly, the Broca area processes hierarchical relations rather than cross-temporal contingencies between elements comprising action plans. Koehlin proposes that the Broca area is sensitive to the structural complexity of those action plans but insensitive to the variabilities of simple motor responses composing them (H1). In a theoretical schematic model that he developed in [37], [106], he describes how the Broca area provides hierarchical control on lower regions in order to generate sequence of single acts (H2).

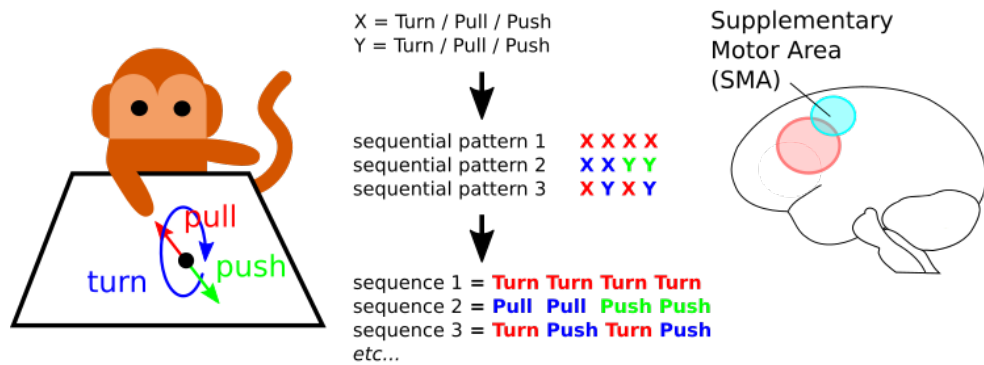
In so far, no valid theory can explain the development of the MNS, either genetic or epigenetics [107]. Associative models have been proposed [108] although they cannot account for goal encoding and action understanding. According to [107], Hebbian processes –, in which repeated observations of self-produced actions are coupled with motor commands to create causal sensorimotor links,– cannot explain as well the high variability and modulation found in the activity of mirror neurons.

Our framework may provide a comprehensive understanding of the computational features underlying these *representative* mirror neurons, in line with Simulation Theory [109], or of these *super-ordinal* chunks, in line with Hierarchical Control based on Information Theory [106], [3]. In our view, we may see MN as “structure” detector neurons insensitive to the raw action signals (H1), see Fig. 5. They may act then as “template” and “variable fillers” to generate (or simulate) any

I higher-order action representation



II higher-order planning of action sequences



III decision-making, learning-to-learn

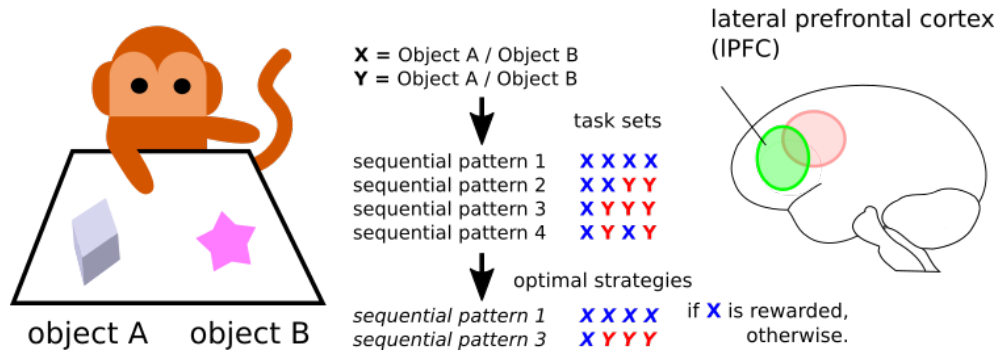


Fig. 5. Proposed neural mechanism for hierarchical planning and action representation in the Broca area and in the Mirror Neuron System (MNS). In *I*, our framework may provide some explanations on the results found for the functioning of the MNS. In *I – a*, mirror neurons are sensitive to higher-level action representation, the sequential ordering of action events, either self or other, if structural elements of the sequence are followed and respected; e.g., having one object to grasp. The violation of one of the structural elements in the sequence (e.g., not object to grasp) will not make the MN to fire. In *II*, neurons in the pre-supplementary motor area (pre-SMA) are sensitive to the higher-order of the action sequence (i.e., its 'grammar'). Tanji discovered in the pre-SMA of monkeys, a structure related to the Broca area in humans, the activation of neurons sensitive to specific sequential pattern but not to the lower-level motor item constituting them [14]. In *III*, Harlow's experiment on learning-to-learn, similar to Piaget's A-not-B problem [100]. Higher-order task sets can be learned to choose and infer the optimal strategy in a hierarchical reward-based decision making [4], [52] and for which reward conditioning on items does not work. An ordinal rule (a task set) can solve this problem.

novel sequences with respect to the varying contexts: oneself-grasp or someone else, goal planning even in the dark, etc... (H2); see Fig. 5 I.

4) *Small-world network organization of cortical layers:*
Many evidences suggest that the small-world organization

of the different regions of the neocortex, the connectome, supports information processing within it [30], [110], [111]. We suggest therefore the existence of hypotheses (H1) and (H2) contributing to (H3).

Although most neural models support the idea of bottom-up

and local self-organization of random networks into complex small-world networks through synaptic connections and neuromodulation [30], [112], we suggest that global synchrony via top-down and reentrant signals might play an important role as well for re-organizing information processing within networks for efficiency purpose in retrieval tasks, in line with top-down synchrony [113], [114], reentry [115], [116] and the global working space [117], [118]; this relates to our hypothesis (H3).

In comparison to a random network, one organized network into small-world dynamics may favorish the faster retrieval of neurons and clusters. Thus, we propose that the hierarchical rank-codes and tree-codes used as a first purpose for sequence retrieving in PFC (H2) may serve as a second purpose to control and to re-organize in a top-down manner the initial neural network for efficient decoding (H3). Following a developmental process, the hierarchical control in frontal area may shape the functional organization of the posterior parts of the neo-cortex, enhancing specialization and segregation (parcellation), see Fig. 1 c).

B. Links to Cognitive & Developmental Sciences

Several developmental observations suggest that babies at birth are capable to detect structured information and to manipulate symbolic representations as proposed by [119]. For instance, early in development, infants are keen on grasping structure in core domains [120], [121], inferring causal models and making hypotheses on problems about space, time, numerosity, language and psychology [122], [123], [124].

We propose that if infants are particularly good at extracting structural information from raw data, it is due to the mechanisms found in the PFC responsible for gathering structural information in signals and for manipulating it at an abstract-level (H1).

We will develop this idea how infants detect higher-level information in visual scenes in section IV-B1, on the emergence of language and syntactic capabilities in babies in section IV-B2 and to the resolving of higher-cognitive tasks in section IV-B3. Finally, we will extend our reflexions how our framework contributes to a novel view of embodied cognition in section IV-B4.

1) *Structure understanding in visual scenes*: In scene understanding tasks, Baillargeon discovered that young infants reason at an abstract level about objects' categories (inanimate, animate), physics (occlusion, shadows, rigid 3D objects do not distort or disappear) and properties (soft, round) to simulate what will happen next. She proposes that a link exists between language and event representations [125], [124] and that infants possess a 'Physical Reasoning System' to endow them with a grasp of intuitive physics about objects.

Similar to grammar in language, this Physical Reasoning System may allow infants to reason about causal and physical events and to detect several physical violations occurring in the visual scene.

For instance, infants were surprised when an object placed behind a screen disappeared and that a different object reappeared after. Young infants possess therefore some expectation about physical knowledge, such as object permanence and object occlusion.

As illustrated in Figure 6-II for object permanence, we present a coherent scenario with either one or two objects occluded by a screen and reappearing after form a coherent sequence with the same structure ABA and possible endings (object 1→hide→object 1 and object 2→hide→object 2). Another scenario with two impossible endings (object 1→hide→object 2 and object 2→hide→object 1) will conduct to a violation of the learned rule ABA.

In order to solve this task, some developmental scientists have suggested that infants have to reason at a super-ordinal level of representation (e.g., the structural or symbolic level) and not at the raw pixel level as classical Machine Learning algorithms would usually do [126]. The Bayesian theory and probabilistic inference are often taken as good candidates to explain infant behaviors for these tasks but we think they are not enough to explain how fast learning is done and how generalization from few examples is carried on [127], [123], [126]. For instance, Bayesian networks are directed graphs difficult to use when it comes to manipulate the density probabilities and the causal relationships of a large amount of data and high number of classes. Furthermore, the framework of Bayesian theory cannot explain how the compositionality of a rule can be done so readily and how the acquisition of novel symbols can be managed from raw data. Bayesian nets avoid as well how symbol grounding is done.

In comparison, our framework may explain how the frontal neurons can extract the ordinal structure very rapidly in sequences (H1). Thus, we suggest that extracting the super-ordinal representations in sequences is instead a very rapid mechanism, which can be used readily to infer the structure of an unseen sequence or to generate new samples based on it. This differs from the classic Bayesian approach in the sense that one system does not need many trials to learn probability distributions and conditional probabilities to generate new sequences.

In computational models, extracting relational information with rank-order or tree-order codes in raw sequences permits to represent temporal and hierarchical structures and to have expectations on future events in visual scenes. Furthermore, since rank-order codes can produce context-free grammars as proposed in section II-A, we can potentially define rules and construct logical systems with them.

Therefore, in line with the Physical Reasoning System proposed by Baillargeon, we propose that infants have access to a "visual language" thanks to the processing performed in the PFC for extracting structures and rules in visual sequences. Such system is in anycase the implementation of a physical simulator at the pixel level as proposed in [128], but more the collection of structural patterns that permit to falsify logically relational information across incoming data (rule-based reasoning and fact checking), to anticipate future events (causal inference) or to generate one visual planning (compositionality and imagination).

2) *Extracting structure in proto-words*: In language processing, seminal works by Saffran [95], [129], Marcus [97], [130], Nazzi [96], [131] and Gervain [9], [10] have showed that babies after 8 months and even neonates are capable to learn artificial grammars and to extract structure in proto-

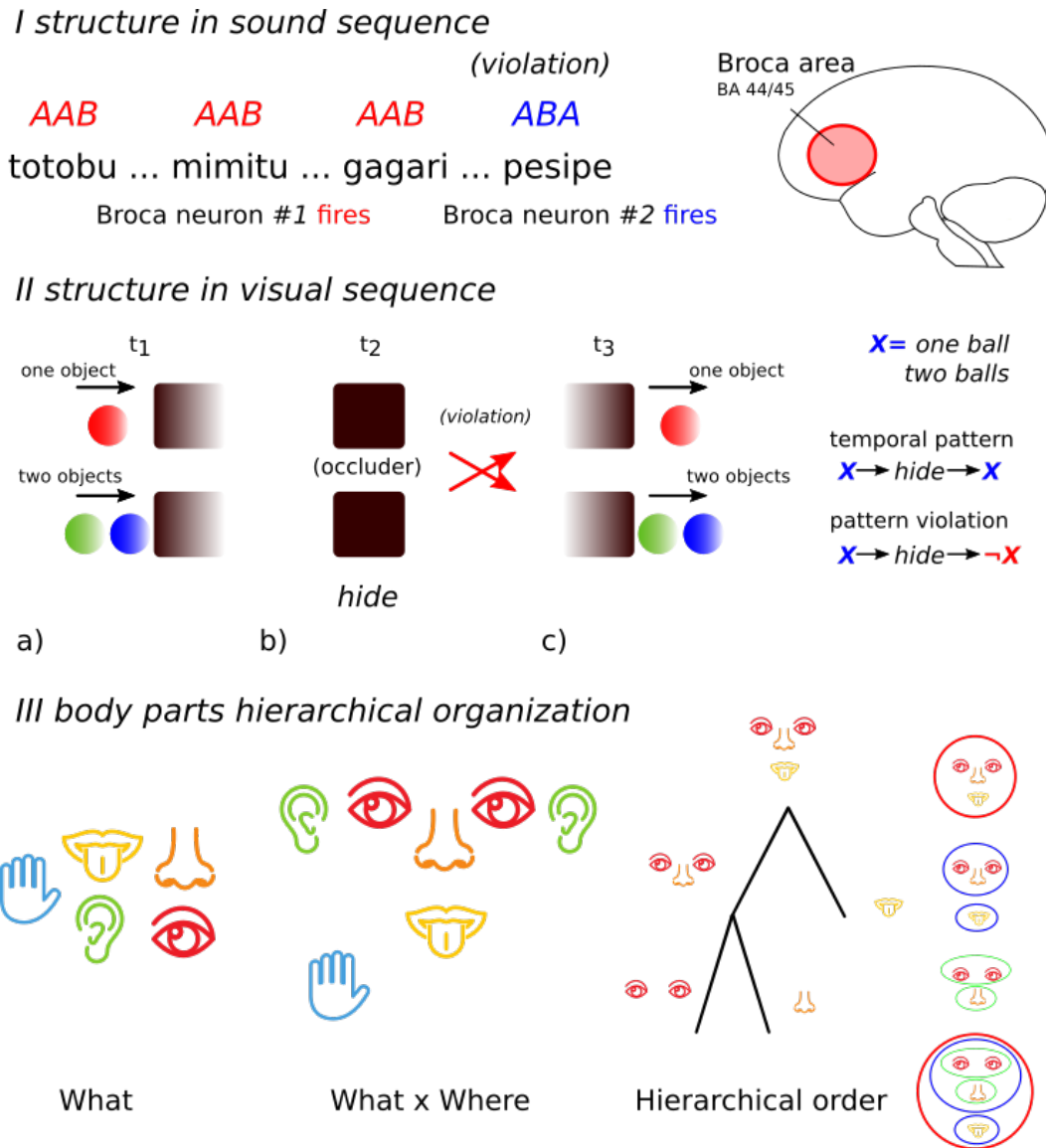


Fig. 6. Structure learning in core domains in infancy and linked to neurons in PFC sensitive to the rank order in sequence. Biological evidences and developmental data show that babies as early as 3 months-old of age are ready to grasp structure in data and to separate the hidden temporal pattern from the raw events. In sound processing in *I*, young infants were found to be sensitive to the structure of words like the examples above, independently to the syllables pronounced showing some activity in the left pre-frontal area4 (Broca area). In visual scene understanding in *II*, Baillargeon showed how infants were sensitive to the sequences coherency or to their violation. She argued that infants possess a Representational Engine to extract higher-level rules. Fadiga and colleagues in [15] showed similar results with the sensitivity of Broca area neurons sensitive to the order in visual sequences. In *III*, hypothesis of the body parts hierarchical organization and parcellation. Our framework can propose a neural implementation how hierarchical information can be constructed in the Broca area and in the human Mirror Neuron System. The tree codes model we proposed can serve to represent the What (items) and Where (their location) information in images, and their hierarchies order in the tree (e.g. a face). Higher order representation can help to recognize rapidly one shape; e.g. for facial imation. It can serve as well for the top-down parcellation of brain networks to represent the body; i.e. the body image.

words, like the AAB pattern in the words 'totobu', 'gagari', 'mimitu', although they were not familiar with the specific temporal order of the sound sequence. They showed also that they were sensitive to structure violation if other patterns were presented such as the word 'pesipe' with the ABA pattern [131], [132], [1]; see Figure 6-I.

The mechanism we propose to extract the ordinal information in sequences irrespective to the inputs identity may explain the processes behind these results found in babies and neonates and how the PFC and Broca area is potentially performing it. This is in line with models of the frontal areas that

extract abstract structural information in temporal sequences in [98], [91] as well as our computational experiments in speech structure in [25].

Recent developmental and ethological comparisons defend the idea that the emergence of language comes from the functional maturation of the human infant brain and does not have a physiological cause [133] as supported by the current dominant theory [134]. It has been suggested that conjunctive cells in frontal areas play an important role for goal-based behaviors [81], [65]. We suggest further that hierarchical tree codes and rank-order codes may allow the structural learning

of tree representations in temporal sequences and that they are necessary for grammar and language [12], [94].

3) *Hierarchical structure in higher-level cognitive tasks and planning:* We can note two experiments employed to emphasize the importance of the frontal areas for problem-solving in visual scenes using task sets [3], [4], one from Harlow experiment on task sets [135], [52] and the other from Piaget experiment on the A-not-B error test [136], [137]. The two experiments play on repetition and novelty, on masking and on the use of temporal delayed information to predict either the spatial location in the case of the A-not-B error experiment or of the temporal strategy to employ in the case of Harlow's Task Sets. Importantly, none of the two tests can be explained by simple conditioning and associative reinforcement learning. And both experiments are considered as steps-tones of infant cognitive development.

Recent simulations of the frontal areas could successfully model these experiments using neural fields [35], LSTM [7] or spiking neurons [138]. These models were based on the active maintenance of information or the inhibition of spurious one. However, since the frontal areas extract hierarchical structure in temporal sequences, we propose different explanations and models to explain higher-order planning in cognitive tasks, see Fig. 5 III.

First, one observation that we can make is that the Piagetian experiment of the A-not-B test is relatively similar to the experiments performed by Baillargeon discussed in section IV-B1 and in Fig. 6-II except that one object remains hidden in one location A or B and is uncovered after a delay. The ordinal structure XYX is still respected, except that here the child has to predict the spatial location of the hidden object, A or B, which corresponds to the last term in the sequence $XY[X]$, X replaced by the A or B location.

Second, in Harlow experiment, one successful strategy for the monkey is to open door A or door B and to learn that the same reward will be given if he chose for the next five trials the same location irrespective to the input stimulus provided. One potential explanation to understand this experiment based on our framework is that the monkey has learned two strategies $XXXXXX$ or $YYYYYY$, and depending if he receives one reward or not on the first trial irrespective to the door location, $X=A$ or $X=B$, the first or second strategy will be selected on the second trial, see Fig. 5 III.

4) *multimodal binding and supra-modal correspondences:* We can reinterpret certain experiments and theories in cognitive sciences on enaction and embodiment, in the light of our framework and of the functioning of the PFC presented in section IV-A1. For instance, since the Broca area encodes super-ordinal information independent to raw input as described in section IV-A2 and in section IV-A3, and starts functioning early at birth, it might make sense that the detection of higher-order structure in sensorimotor raw signals is possible even for babies. The mechanisms and the hypotheses we proposed on the detection of higher-order events and on memory organization can support the view that babies may possess the tools to manipulate higher-order information and knowledge at birth.

For instance, we propose that the theories based on supra-modal integration by Meltzoff and colleagues [139], [140],

[141] to explain facial imitation and body representation or the amodal 'contingency' detection proposed by O'Regan and colleagues [142], [143] to explain perception as an amodal process, can be supported by the information processing we described in the PFC. We will describe below how our model can explain the different theories we described above, for extracting hierarchical knowledge from raw sensorimotor signals.

These higher-order representations may help to create this *lingua franca* in the brain that makes to interpret and connect the different modalities from each others [144]. For instance, O'Regan and Noe [142] explain their theory of sensorimotor coordination to associate the *structure of the changes* between raw actions and sensory modalities, if they follow similar temporal patterns. This theory is different with Hebbian learning, which associates one element with another but not their relative changes, which is henceforth amodal. In that sense, the relative changes between multiple modalities correspond to an amodal temporal structure extracted from these signals.

Terekhov and O'Regan explain how the amodal notions of space and geometry can be abstractly extracted from relative information about sensorimotor signals and by constructing an amodal function of it [143]. Accordingly, other notions taken in core domains and difficult to define can be expressed in the same way; e.g., numerosity, acceleration, mass, gravity or softness.

A theory in line also with the supra-modal representation system we proposed is the ones of Meltzoff in [139], [141] with the "Like-Me" theory and the 'active intermodal mapping' (AIM) account of early imitation. AIM proposes that an intermodal comparison is possible because the perception and production of human acts are represented within a common (supramodal) framework. The recent experiments done by Marshall and Meltzoff associated to the frontal mirror neuron system [140] could confort their theory as the Mu rhythm originating from this area to the somatosensory area has been found active during motor babbling and during body parts parcellation and identification.

In figure 6-III, we present a supra-modal representation of facial elements, hierarchically ordered as our framework proposed it. Each element (eye, nose, mouth, etc... or the WHAT) is represented relative to others in space and in a structured fashion (the WHERE). This higher-level tree representation that we presume constructed in the PFC can serve then for detecting the global structure of our own face (WHAT \times WHERE), then for mapping the body parts into the somatosensory area.

V. CONCLUSION

In order to keep trace of information, the brain has to deal with the problems of canceling intrinsic noise and of harnessing its own complexity. It has to resolve the problem to locate where information is and how to index new ones. The neural mechanism in charge of this task has to be capable to manipulate neural addresses and to map the brain's own neural circuitry; its connectome. Such tool is important for information processing and preservation, but also for memory formation and retrieval.

As a shift in evolution, we propose that the neural mechanism used by the PFC to detect structure in temporal sequences, based on the temporal order of incoming information, serves as second purpose to the spatial ordering and indexing of brain networks. This top-down self-organization is done for efficacy.

The sensitivity of PFC units to serial order can serve for incoming events as for patterning the brain dynamics. At the unit level, ordinal codes lose information about the exact location of neurons (their address). At the population level, however, ordinal codes may retrieve it using redundancy. Since they manipulate relative addresses, ordinal codes may act as neuronal pointers and the type of information processing they are doing may be seen as *digital*. These ideas are in line with recent proposals that the PFC is the brain router that may manipulate neuronal variables and pointers to construct a neuronal global workspace for conscious access [43], [118] or others that the brain manipulates integrated and differentiated information codes [145].

ACKNOWLEDGEMENTS

AP would like to dedicate this manuscript in memory of Chalom Pitti (1943-2019).

REFERENCES

- [1] S. Dehaene, F. Meyniel, C. Wacongne, L. Wang, and C. Pallier, "The neural representation of sequences from transition probabilities to algebraic patterns and linguistic trees," *Neuron*, vol. 88, pp. 2–19, 2015.
- [2] E. Koehlin, "An evolutionary computational theory of prefrontal executive function in decision-making," *Phil. Trans. R. Soc. B*, vol. 369, p. 20130474, 2014.
- [3] —, "Prefrontal executive function and adaptive behavior in complex environments," *Current Opinion in Neurobiology*, vol. 37, pp. 1–6, 2016.
- [4] M. Rouault and E. Koehlin, "Prefrontal function and cognitive control: from action to language," *Current Opinion in Behavioral Sciences*, vol. 21, p. 106–111, 2018.
- [5] R. Romo, C. Brody, A. Hernández, and L. Lemus, "Neuronal correlates of parametric working memory in the prefrontal cortex," *Nature*, vol. 399, no. 6735, p. 470, 2018.
- [6] J. Tanji and E. Hoshi, "Behavioral planning in the prefrontal cortex," *Curr. Opin. Neurobiol.*, vol. 11, p. 164–170, 2001.
- [7] J. X. Wang, Z. Kurth-Nelson, D. Kumaran, D. Tirumala, H. Soyer, J. Z. Leibo, D. Hassabis, and M. Botvinick, "Prefrontal cortex as a meta-reinforcement learning system," *Nature Neuroscience*, vol. 21, p. 860–868, 2018.
- [8] A. Friederici, "The brain basis of language processing: From structure to function," *Physiological Reviews*, vol. 91, no. 4, pp. 1357–1392, 2011.
- [9] J. Gervain, F. Macagno, S. Cogoi, M. Peña, and J. Mehler, "The neonate brain detects speech structure," *Proceedings of the National Academy of Sciences*, vol. 105, no. 37, pp. 14 222–14 227, 2008.
- [10] S. Benavides-Varela and J. Gervain, "Learning word order at birth: A nirs study," *Developmental Cognitive Neuroscience*, vol. 25, pp. 198 – 208, 2017.
- [11] K. M. Petersson, C. Forkstam, and M. Ingvar, "Artificial syntactic violations activate broca's region," *Cogn. Sci.*, vol. 28, p. 383–407, 2012.
- [12] W. T. Fitch and A. D. Friederici, "Artificial grammar learning meets formal language theory: An overview," *Philosophical Transactions of the Royal Society B: Biological Sciences*, vol. 367, p. 1933–1955, 2012.
- [13] K. Shima, M. Isoda, H. Mushiake, and J. Tanji, "Categorization of behavioural sequences in the prefrontal cortex," *Nature*, vol. 445, pp. 315–318, 2007.
- [14] J. Tanji, K. Shima, and H. Mushiake, "Concept-based behavioral planning and the lateral prefrontal cortex," *Trends in Cognitive Sciences*, vol. 11, no. 12, pp. 528–534, 2007.
- [15] L. Fadiga, L. Craighero, and A. D'Ausilio, "Broca's area in language, action, and music," *The Neurosciences and Music III—Disorders and Plasticity: Ann. N.Y. Acad. Sci.*, vol. 1169, p. 448–458, 2009.
- [16] P. Barone and J. J.P., "Prefrontal cortex and spatial sequencing in macaque monkey," *Exp Brain Res*, vol. 78, p. 447– 464, 2018.
- [17] B. Averbeck, M. Chafee, D. Crowe, and G. A.P., "Neural activity in prefrontal cortex during copying geometrical shapes. i. single cells encode shape, sequence, and metric parameters," *Exp Brain Res.*, vol. 150, no. 2, pp. 127–41, 2003.
- [18] B. Averbeck, D. Crowe, M. Chafee, and G. A.P., "Neural activity in prefrontal cortex during copying geometrical shapes. ii. decoding shape segments from neural ensembles," *Exp Brain Res.*, vol. 150, no. 2, p. 143–153, 2003.
- [19] L. Wang, M. Amalric, W. Fang, X. Jiang, C. Pallier, S. Figueira, M. Sigman, and S. Dehaene, "Representation of spatial sequences using nested rules in human prefrontal cortex," *NeuroImage*, vol. 186, p. 245–255, 2019.
- [20] F.-C. Yeh, S. Panesar, D. Fernandes, A. Meola, M. Yoshino, J. C. Fernandez-Miranda, J. M. Vettel, and T. Verstynen, "Population-averaged atlas of the macroscale human structural connectome and its network topology," *NeuroImage*, vol. 178, pp. 57 – 68, 2018.
- [21] J. McClelland and T. Rogers, "The parallel distributed processing approach to semantic cognition," *Nature Reviews Neuroscience*, vol. 4, pp. 310–145, 2003.
- [22] T. Buschman and E. Miller, "Goal-direction and top-down control," *Phil. Trans. R. Soc. B*, vol. 369, p. 20130471, 2014.
- [23] D. Badre and D. Nee, "Frontal cortex and the hierarchical control of behavior," *Trends Cogn. Sci.*, vol. 22, p. 170–188, 2018.
- [24] M. Botvinick and T. Watanabe, "From numerosity to ordinal rank a gain-field model of serial order representation in cortical working memory," *The Journal of Neuroscience*, vol. 27, no. 32, pp. 8636–8642, 2007.
- [25] A. Pitti, M. Quoy, C. Lavandier, and S. Boucenna, "Gated spiking neural network using iterative free-energy optimization and rank-order coding for structure learning in memory sequences (inferno gate)," *Neural Networks*, vol. 121, pp. 242–258, 2020.
- [26] S. Thorpe, A. Delorme, and R. Van Rullen, "Spike-based strategies for rapid processing," *Neural Networks*, vol. 14, pp. 715–725, 2001.
- [27] A. Zylberberg, S. Dehaene, P. Roelfsema, and M. Sigman, "The human turing machine a neural framework for mental programs," *Trends in Cognitive Science*, vol. 15, no. 7, pp. 293–300, 2011.
- [28] C. Eliasmith, T. Stewart, X. Choo, T. Bekolay, T. DeWolf, Y. Tang, and D. Rasmussen, "A large-scale model of the functioning brain," *Science*, vol. 338, no. 6111, p. 1202–1205, 2012.
- [29] F. Varela, J. Lachaux, E. Rodriguez, and J. Martinerie, "The brain web phase-synchronization and large-scale brain integration," *Nat. Rev. Neuroscience*, vol. 2, pp. 229–239, 2001.
- [30] O. Sporns, D. R. Chialvo, M. Kaiser, and C. C. Hilgetag, "Organization, development and function of complex brain networks," *Trends Cogn. Sci.*, vol. 8, p. 418–425, 2004.
- [31] E. Tognoli and K. J.A.S., "The metastable brain," *Neuron*, vol. 81, pp. 35–48, 2014.
- [32] M. Lungarella and O. Sporns, "Information self-structuring: Key principle for learning and development," *Proc of the 4th Int Conf on Development and Learning*, vol. 11, p. 25–30, 2005.
- [33] L. Byrge, O. Sporns, and L. Smith, "Developmental process emerges from extended brain–body–behavior networks," *Trends in Cognitive Sciences*, vol. 18, no. 8, pp. 395–403, 2014.
- [34] J. Changeux and S. Dehaene, "Neuronal models of cognitive functions," *Cognition*, vol. 33, pp. 63–109, 1989.
- [35] J. McClelland, M. Botvinick, D. Noelle, D. Plaut, M. Rogers, T.T. Seidenberg, and L. Smith, "Letting structure emerge connectionist and dynamical systems approaches to cognition," *Trends in Cognitive Science*, vol. 14, no. 5, pp. 348–356, 2010.
- [36] P. Greenfield, "Language, tools and brain the ontogeny and phylogeny of hierarchically organized sequential behavior," *Behavioral and Brain Sciences*, vol. 14, pp. 531–595, 1991.
- [37] E. Koehlin and T. Jubault, "Broca's area and the hierarchical organization of human behavior," *Neuron*, vol. 50, pp. 963–974, 2006.
- [38] P. Varona and M. Rabinovich, "Hierarchical dynamics of informational patterns and decision-making," *Proc. R. Soc. B*, vol. 283, p. 20160475, 2016.
- [39] E. K. Miller and J. D. Cohen, "An integrative theory of prefrontal cortex function," *Annual Review of Neuroscience*, vol. 24, p. 167–202, 2001.

- [40] D. Beiser and J. Houk, "Model of cortical-basal ganglionic processing: encoding the serial order of sensory events," *J Neurophysiol*, vol. 79, p. 3168–3188, 1998.
- [41] M. Botvinick and D. Plaut, "Short-term memory for serial order: A recurrent neural network model," *Psychological Review*, vol. 113, no. 2, p. 201–233, 2006.
- [42] J. Tani, M. Ito, and Y. Sugita, "Self-organization of distributedly represented multiple behavior schemata in a mirror system reviews of robot experiments using rnnpb," *Neural Networks*, vol. 17, pp. 1273–1289, 2004.
- [43] A. Zylberberg, F. Slezak, S. Roelfsema, P.R. Dehaene, and M. Sigman, "The brain's router: A cortical network model of serial processing in the primate brain," p. e1000765, 2010.
- [44] C. Wacongne, J. Changeux, and S. Dehaene, "A neuronal model of predictive coding accounting for the mismatch negativity," *J. Neurosci.*, vol. 32, p. 3665–3678, 2012.
- [45] N. Rougier and R. O'Reilly, "Learning representations in a gated prefrontal cortex model of dynamic task switching," *Cognitive Science*, vol. 26, p. 503–520, 2002.
- [46] F. M. O'Reilly, R.C., "Making working memory work: A computational model of learning in the prefrontal cortex and basal ganglia," *Neural Comput.*, vol. 18, no. 2, p. 283–328, 2006.
- [47] T. Kriete, D. C. Noelle, J. D. Cohen, and R. C. O'Reilly, "Indirection and symbol-like processing in the prefrontal cortex and basal ganglia," *Proc Natl Acad Sci U S A.*, vol. 110, no. 41, pp. 16390–5, 2013.
- [48] J. Abrossimoff, A. Pitti, and P. Gaussier, "Working-memory prefrontal model for cognitive flexibility in task-switching and selection," in *2020 International Joint Conference on Neural Networks (IJCNN)*, 2020, pp. 1–7.
- [49] G. Granato, A. Borghi, and G. A. Baldassarre, "Computational model of language functions in flexible goal-directed behaviour," *Sci Rep*, vol. 10, p. 21623, 2020.
- [50] S. Hochreiter and J. Schmidhuber, "Long short-term memory," *Neural Comput.*, vol. 9, p. 1735–1780, 1997.
- [51] F. Gers, J. Schmidhuber, and F. Cummins, "Learning to forget: Continual prediction with lstm," *Neural Comput.*, vol. 12, no. 10, p. 2451–2471, 2000.
- [52] H. Harlow, "The formation of learning sets," *Psychological Review*, vol. 56, no. 1, pp. 51–65, 1949.
- [53] S. Frank, R. Bod, and M. H. Christiansen, "How hierarchical is language use?" *Proceedings of the Royal Society B: Biological Sciences*, vol. 279, no. 1747, pp. 4522–4531, 2012.
- [54] C. Ranti, C. H. Chatham, and D. Badre, "Parallel temporal dynamics in hierarchical cognitive control," *Cognition*, vol. 142, pp. 205–229, 2015.
- [55] D. Maisto, F. Gregoratti, K. Friston, and G. Pezzulo, "Active tree search in large pomdps," 2021.
- [56] E. Dauce, M. Quoy, and B. Doyon, "Resonant spatio-temporal learning in large random neural networks," *Biological Cybernetics*, vol. 87, pp. 185–198, 2002.
- [57] H. Jaeger, "The echo state approach to analysing and training recurrent neural networks," *GMD Technical report*, vol. 35, p. 148, 2001.
- [58] H. Maas, T. Natschi, and H. Markram, "Real-time computing without stable states: a new framework for neural computation based on perturbations," *Neural computation*, vol. 14, pp. 2531–2560, 2002.
- [59] M. Lukosevicius and H. Jaeger, "Reservoir computing approaches to recurrent neural network training," *Computer Science Review*, vol. 3, pp. 127–149, 2009.
- [60] P. F. Dominey, "Cortico-striatal origins of reservoir computing, mixed selectivity, and higher cognitive function," in *Reservoir Computing*, K. Nakajima and I. Fisher, Eds. Singapore: Springer, 2021.
- [61] R. Laje and D. Buonomano, "Robust timing and motor patterns by taming chaos in recurrent neural networks," *Nature Neuroscience*, vol. 16, no. 7, pp. 925–936, 2013.
- [62] P. F. Dominey, M. Hoen, and T. Inui, "A neurolinguistic model of grammatical construction processing," *Journal of Cognitive Neuroscience*, vol. 18, no. 12, pp. 2088–2107, 2006.
- [63] X. Hinault and P. F. Dominey, "Real-time parallel processing of grammatical structure in the fronto-striatal system: A recurrent network simulation study using reservoir computing," *PLoS One*, vol. 8, no. 2, p. e52946, 2013.
- [64] P. Enel, E. Procyk, R. Quilodran, and P. Dominey, "Reservoir computing properties of neural dynamics in prefrontal cortex," *PLoS Comput Biol*, vol. 12, p. e1004967, 2016.
- [65] A. Genovesio, S. Wise, and R. Passingham, "Prefrontal-parietal function: from foraging to foresight," *Trends in Cognitive Sciences*, vol. 18, no. 2, p. 72–81, 2014.
- [66] M. Inoue and A. Mikami, "Prefrontal activity during serial probe reproduction task: encoding, mnemonic and retrieval processes," *J Neurophysiol*, vol. 95, p. 1008–1041, 2006.
- [67] F. Donnarumma, R. Prevede, F. Chersi, and G. Pezzulo, "A programmer–interpreter neural network architecture for prefrontal cognitive control," *Science Advances*, vol. 25, no. 6, pp. 155017–1–16, 2015.
- [68] M. Hasselmo and C. Stern, "A network model of behavioural performance in a rule learning task," *Phil. Trans. R. Soc. B*, vol. 373, p. 20170275, 2018.
- [69] D. Knutt, "Vol. 1: Fundamental algorithms," *The Art of Computer Programming, Reading, Mass.: Addison-Wesley*, 1968.
- [70] E. M. Izhikevich, J. Gally A., and M. Edelman, G., "Spike-timing dynamics of neuronal groups," *Cerebral Cortex*, vol. 14, pp. 933–944, 2004.
- [71] C. Machens, R. Romo, and C. Brody, "Functional, but not anatomical, separation of "what" and "when" in prefrontal cortex," *Journal of Neuroscience*, vol. 30, no. 1, p. 350–360, 2010.
- [72] M. Rigotti, O. Barak, M. Warden, X. Wang, N. Daw, E. Miller, and S. Fusi, "The importance of mixed selectivity in complex cognitive tasks," *Nature*, vol. 497, no. 7451, pp. 585–590, 2013.
- [73] S. Fusi, E. Miller, and M. Rigotti, "Why neurons mix: high dimensionality for higher cognition," *Curr. Opin. Neurobiol.*, vol. 37, pp. 66–74, 2016.
- [74] A. Parthasarathy, R. Herikstad, J. Bong, F. Medina, C. Libedinsky, and S.-C. Yen, "Mixed selectivity morphs population codes in prefrontal cortex," *Nat. Neurosci.*, vol. 20, p. 1770–1779, 2017.
- [75] A. Sarma, N. Masse, X.-J. Wang, and D. Freedman, "Task-specific versus generalized mnemonic representations in parietal and prefrontal cortices," *Nat. Neurosci.*, vol. 19, pp. 143–149, 2016.
- [76] F. Mansouri, K. Matsumoto, and K. Tanaka, "Prefrontal cell activities related to monkeys' success and failure in adapting to rule changes in a wisconsin card sorting test analog," *J. Neurosci.*, vol. 26, p. 2745–2756, 2006.
- [77] W. J. Johnston, S. E. Palmer, and D. J. Freedman, "Nonlinear mixed selectivity supports reliable neural computation," *bioRxiv*, 2019.
- [78] E. Salinas and T. J. Sejnowski, "Gain modulation in the central nervous system where behavior, neurophysiology and computation meet," *The Neuroscientist*, vol. 7, pp. 430–440, 2001.
- [79] R. Andersen and C. Buneo, "Intentional maps in posterior parietal cortex," *Annu. Rev. Neurosci.*, vol. 25, p. 189–220, 2002.
- [80] G. Blohm and J. Crawford, "Fields of gain in the brain," *Neuron*, vol. 64, pp. 598–600, 2009.
- [81] A. e. a. Genovesio, "Feature- and order-based timing representations in the frontal cortex," *Neuron*, vol. 63, p. 254–266, 2009.
- [82] K. Sakai, "Language acquisition and brain development," *Science*, vol. 310, pp. 815–819, 2005.
- [83] A. Ardila, "There are two different language systems in the brain," *Journal of Behavioral and Brain Science*, vol. 1, pp. 23–36, 2011.
- [84] L. Fogassi and P. Ferrari, "Mirror neurons and the evolution of embodied language," *Current Directions In Psychological Science*, vol. 16, no. 3, pp. 136–141, 2007.
- [85] M. A. Arbib, "From monkey-like action recognition to human language: An evolutionary framework for neurolinguistics," *Behavioral and Brain Sciences*, vol. 28, pp. 105 – 167, 2005.
- [86] —, "From grasp to language: Embodied concepts and the challenge of abstraction," *Journal of Physiology-Paris*, vol. 102, no. 1, pp. 4 – 20, 2008.
- [87] M. Arbib, *The aboutness of language and the evolution of the construction-ready brain*, 07 2019, p. (in press).
- [88] M. Gentilucci and M. Corballis, "From manual gesture to speech: A gradual transition," *Neuroscience and biobehavioral reviews*, vol. 30, pp. 949–60, 02 2006.
- [89] M. Hoen, M. Pachot-Clouard, C. Segebarth, and P. F. Dominey, "When broca experiences the janus syndrome: an er-fmri study comparing sentence comprehension and cognitive sequence processing," *Cortex*, vol. 42, no. 4, pp. 605 – 623, 2006.
- [90] M. A. Arbib, B. Gasser, and V. Barrès, "Language is handy but is it embodied?" *Neuropsychologia*, vol. 55, pp. 57 – 70, 2014, special Issue in Honor of Marc Jeannerod.
- [91] P. F. Dominey, M. Hoen, J.-M. Blanc, and T. Lelekov-Boissard, "Neurological basis of language and sequential cognition: Evidence from simulation, aphasia, and erp studies," *Brain and Language*, vol. 86, no. 2, pp. 207 – 225, 2003.
- [92] A. Friederici, C. Fiebach, M. Schlesewsky, I. Bornkessel, and D. von Cramon, "Processing linguistic complexity and grammaticality in the left frontal cortex," *Cereb Cortex*, vol. 70, pp. 1709–1717, 16 2006.

- [93] A. Friederici, J. Bahlmann, S. Heim, R. Schubotz, and A. Anwander, "The brain differentiates human and non-human grammars: Functional localization and structural connectivity," *Proc Natl Acad Sci USA*, vol. 103, pp. 2458–2463, 2006.
- [94] J. Udden, M. de Jesus Dias Martins, W. Zuidema, and T. Fitch, "Hierarchical structure in sequence processing: How to measure it and determine its neural implementation," *Topics in Cognitive Science*, vol. 1, pp. 1–16, 2019.
- [95] J. Saffran, R. Aslin, and E. Newport, "Statistical learning by 8-month-old infants," *Science*, vol. 274, p. 1926–1928, 1996.
- [96] T. Nazzi, J. Bertoncini, and J. Mehler, "Language discrimination by newborns: Towards an understanding of the role of rhythm," *Journal of Experimental Psychology: Human Perception and Performance*, vol. 24, no. 3, pp. 1–11, 1998.
- [97] G. Marcus, S. Vijayan, S. Bandi Rao, and P. Vishton, "Rule learning by seven-month-old infants," *Science*, vol. 283, p. 77–80, 1999.
- [98] P. F. Dominey and F. Ramus, "Neural network processing of natural language: I. sensitivity to serial, temporal and abstract structure of language in the infant," *Language and Cognitive Processes*, vol. 15, no. 1, pp. 87–127, 2000.
- [99] L. Meyer, J. Obleser, A. Anwander, and A. D. Friederici, "Linking ordering in broca's area to storage in left temporo-parietal regions: The case of sentence processing," *NeuroImage*, vol. 62, no. 3, pp. 1987–1998, 2012.
- [100] L. Smith, E. Thelen, R. Titzer, and D. McLin, "Knowing in the context of acting the task dynamics of the a-not-b error," *Psychological Review*, vol. 106, pp. 235–260, 1999.
- [101] G. Rizzolatti and A. Arbib, "Language within our grasp," *Trends in Neuroscience*, vol. 21, pp. 188–194, 1998.
- [102] G. Rizzolatti and L. Craighero, "The mirror-neuron system," *Annu. Rev. Neuroscience*, vol. 27, pp. 169–192, 2004.
- [103] E. Oztop, M. Kawato, and M. Arbib, "Mirror neurons and imitation a computationally guided review," *Neural Network*, vol. 2126, pp. 1–18, 2006.
- [104] E. Oztop, M. Kawato, and M. A. Arbib, "Mirror neurons: Functions, mechanisms and models," *Neuroscience Letters*, vol. 540, pp. 43–55, 2013.
- [105] Y. Ninokura, H. Mushiaki, and J. Tanji, "Integration of temporal order and object information in the monkey lateral prefrontal cortex," *Journal of neurophysiology*, vol. 91, pp. 555–60, 02 2004.
- [106] E. Koehlin and C. Summerfield, "An information theoretical approach to prefrontal executive function," *Trends in Cognitive Sciences*, vol. 11, no. 6, pp. 229–235, 2007.
- [107] P. Ferrari, A. Tramacere, A. Ruggiero, E. Simpson, and A. Iriki, "Mirror neurons through the lens of epigenetics," *Trends in Cognitive Sciences*, vol. 17, no. 9, pp. 450–457, 2013.
- [108] C. Heyes, "Where do mirror neurons come from?" *Neuroscience and Biobehavioral Reviews*, vol. 30, pp. 575–583, 2010.
- [109] M. Jeannerod, "Neural simulation of action: a unifying mechanism for motor cognition. neuroimage 14," *S103-S109*, 2001.
- [110] D. Bassett and E. Bullmore, "Small-world brain networks," *The Neuroscientist*, vol. 12, no. 6, pp. 512–523, 2006.
- [111] H.-J. Park and K. Friston, "Structural and functional brain networks: From connections to cognition," *Sciences*, vol. 342, no. 1, pp. 1 238 411–1–8, 2013.
- [112] M. van den Heuvel and O. Sporns, "Rich-club organization of the human connectome," *J. Neurosci.*, no. 31, p. 15775–15786, 2011.
- [113] A. Engel and W. Singer, "Temporal binding and the neural correlates of sensory awareness," vol. 5, no. 1, 2001.
- [114] W. Singer, "Synchronization, binding and expectancy," pp. 1136–1143, 2003.
- [115] G. Tononi, O. Sporns, and G. Edelman, "Reentry and the problem of integrating multiple brain areas: Simulation of dynamic integration in the visual system," *Cerebral Cortex*, vol. 2, pp. 310–335, 1992.
- [116] G. Tononi, "Reentry and the integration of brain function," *Scientific Contributions to General Psychology*, vol. 8, pp. 27–51, 1992.
- [117] S. Dehaene, M. Kerszberg, and J. Changeux, "A neuronal model of a global workspace in effortful cognitive tasks," *Proceedings of the national Academy of Sciences*, vol. 95, no. 22, p. 14529–14534, 1998.
- [118] S. Dehaene and J. Changeux, "Experimental and theoretical approaches to conscious processing," *Neuron*, vol. 70, p. 200–227, 2011.
- [119] A. Gopnik, C. Glymour, D. Sobel, L. Schulz, T. Kushnir, and D. Danks, "A theory of causal learning in children causal maps and bayes nets," *Psychological Review*, vol. 111, p. 1–31, 2004.
- [120] E. Spelke, "What makes us smart? core knowledge and natural language," *In: Language in mind: Advances in the Investigation of language and thought*, ed. D. Gentner & S. Goldin-Meadow. MIT Press., p. 277–311, 2003.
- [121] E. Spelke and K. Kinzler, "Core knowledge," *Developmental Science*, vol. 10, no. 1, p. 89–96, 2007.
- [122] A. Gopnik, A. Meltzoff, and P. Kuhl, "The scientist in the crib what early learning tells us about the mind," *Publisher William Morrow Paperbacks*, 2000.
- [123] J. Tenenbaum, C. Kemp, T. Griffiths, and N. Goodman, "How to grow a mind statistics, structure, and abstraction," *Science*, vol. 331, no. 6022, pp. 1279–1285, 2011.
- [124] R. Baillargeon and S. Carey, "Core cognition and beyond: The acquisition of physical and numerical knowledge," *Early childhood development and later outcome*, 01 2012.
- [125] R. Baillargeon, "Physical reasoning in young infants: Seeking explanations for impossible events," *British Journal of Developmental Psychology*, vol. 12, no. 1, pp. 9–33, 1994.
- [126] A. Gopnik, "Making ai more human: Artificial intelligence has staged a revival by starting to incorporate what we know about how children learn," *Scientific American*, vol. 36, no. 6, pp. 60–65, 2017.
- [127] J. B. Tenenbaum, T. L. Griffiths, and C. Kemp, "Theory-based bayesian models of inductive learning and reasoning," *Trends in Cognitive Sciences*, vol. 10, no. 7, pp. 309–318, 2006.
- [128] B. M. Lake, T. D. Ullman, J. B. Tenenbaum, and S. J. Gershman, "Building machines that learn and think like people," *Behavioral and Brain Sciences*, vol. 40, p. e253, 2017.
- [129] J. Saffran and D. Wilson, "From syllables to syntax: Multilevel statistical learning by 12-month-old infants," *Infancy*, vol. 4, p. 273–284, 2003.
- [130] G. Marcus, K. Fernandes, and S. Johnson, "Infant rule learning facilitated by speech," *Psychological Science*, vol. 18, no. 5, p. 387–391, 2007.
- [131] M. Hoareau, H. H. Yeung, and T. Nazzi, "Infants' statistical word segmentation in an artificial language is linked to both parental speech input and reported production abilities," *Developmental Science*, vol. 22, no. 4, p. e12803, 2019.
- [132] A. Basirat, S. Dehaene, and G. Dehaene-Lambertz, "A hierarchy of cortical responses to sequence violations in three-month-old infants," *Cognition*, vol. 132, no. 2, pp. 137–150, 2014.
- [133] L.-J. Boë, T. R. Sawallis, J. Fagot, P. Badin, G. Barbier, G. Captier, L. Ménard, J.-L. Heim, and J.-L. Schwartz, "Which way to the dawn of speech?: Reanalyzing half a century of debates and data in light of speech science," *Science Advances*, vol. 5, no. 12, 2019.
- [134] P. Lieberman, "Primate vocalizations and human linguistic ability," *The Journal of the Acoustical Society of America*, vol. 44, no. 6, pp. 1574–1584, 1968.
- [135] H. Harlow, "Responses by rhesus monkeys to stimuli having multiple sign-values," *Q. McNemar & MA Merrill, Studies in personality*, pp. 105–123, 1942.
- [136] A. Diamond, "Development of the ability to use recall to guide action, as indicated by infants' performance on a-not-b," *Child Development*, vol. 74, pp. 24–40, 1985.
- [137] A. Diamond and P. Goldman-Rakic, "Comparison of human infants and rhesus monkeys on piaget's a-not-b task evidence for dependence on dorsolateral prefrontal cortex," *Experimental Brain Research*, vol. 74, pp. 24–40, 1989.
- [138] A. Pitti, R. Braud, S. Mahé, M. Quoy, and P. Gaussier, "Neural model for learning-to-learn of novel task sets in the motor domain," *Frontiers in Psychology*, vol. 4, no. 771, 2013.
- [139] A. Meltzoff, "Explaining facial imitation a theoretical model," *Early Development and Parenting*, vol. 6, pp. 179–192, 1997.
- [140] P. Marshal and A. Meltzoff, "Neural mirroring mechanisms and imitation in human infants," *Phil. Trans. R. Soc. B*, vol. 369, no. 20130620, 2014.
- [141] A. Meltzoff and P. Marshall, "Human infant imitation as a social survival circuit," *Current Opinion in Behavioral Sciences*, vol. 24, p. 130–136, 2018.
- [142] J. K. O'Regan, , and A. Noe, "A sensorimotor account of vision and visual consciousness," *Behav. Brain. Sci.*, no. 24, p. 939–972, 2001.
- [143] A. Terekhov and J. Kevin O'Regan, "Space as an invention of active agents," *Frontiers in Robotics and AI*, vol. 3, no. 4, 2016.
- [144] B. Guellaï, A. Callin, F. Bevilacqua, D. Schwarz, A. Pitti, S. Boucenna, and M. Gratièr, "Sensus communis: Some perspectives on the origins of non-synchronous cross-sensory associations," *Frontiers in Psychology*, vol. 10, p. 523, 2019.
- [145] D. Balduzzi and G. Tononi, "Qualia: The geometry of integrated information," *PLoS Comput Biol*, vol. 5, no. 8, p. e1000462, 2009.