

Large Kernel Polar Codes with efficient Window Decoding

Fariba Abbasi, *Student Member, IEEE* and Emanuele Viterbo, *Fellow, IEEE*
 ECSE Department, Monash University, Melbourne, VIC 3800, Australia
 Email: {fariba.abbasi, emanuele.viterbo}@monash.edu

Abstract—In this paper, we modify polar codes constructed with some $2^t \times 2^t$ polarization kernels to reduce the time complexity of the window decoding. This modification is based on the permutation of the columns of the kernels. This method is applied to some of the kernels constructed in the literature of size 16 and 32, with different error exponents and scaling exponents such as eNBCH kernel. It is shown that this method reduces the complexity of the window decoding significantly without affecting the performance.

I. INTRODUCTION

Polar codes, introduced by Arikan [1], are the first family of capacity-achieving codes with low complexity successive cancellation (SC) decoder. However, the performance of the polar codes at finite block lengths is not comparable with the state of art codes, due to (i) sub-optimality of the SC decoder and (ii) imperfectly polarized bit-channels resulted from 2×2 Arikan's polarization kernel. To solve the second problem, [3] first proposed to replace Arikan's kernel with a larger matrix with a better polarization rate. Later, different binary and non-binary linear and non-linear kernels with different polarization properties have been constructed in [4]-[6]. However, applying the classical SC decoder to these kernels is not practical, due to high decoding complexity. In [7], Trifonov used a window decoder for polar codes constructed with non-binary Reed-Solomon (RS) kernels [4]. Later, in [9] the window decoder, offering further complexity reduction, was applied on some large binary kernels. Window decoder exploits the relationship between arbitrary kernels and the Arikan's kernel. However, the complexity of the window decoder for any arbitrarily large kernel (e.g. eNBCH kernels) is too high for practical implementation.

A heuristic construction was proposed in [12] for binary kernels of dimension 16, which minimizes the complexity of the window decoder and achieves the required rate of polarization. The authors achieved these goals by applying some elementary row operations on Arikan's kernel. However, a systematic design of large kernels with the required polarization properties, which admit low-complexity decoder, is still an open problem.

In this paper, we modify some $2^t \times 2^t$ large kernels with good polarization rates, to reduce the computational complexity of the window decoder. This modification is based on the search through $(2^t)!$ column permutations of the kernel which do not affect its polarization properties. Since exploring all possible permutations is not practical, we propose a suboptimal

algorithm to reduce the search space significantly and find good column permutations independently of the structure of the original kernel. Then, we apply our algorithm to the kernels of size 16 and 32 constructed in the literature with error exponents 0.51828 and 0.537, respectively. The complexity of the window decoding of these modified kernels is significantly lower as compared to the window decoding of the original kernels. Recently, in an independent work, authors in [14] also suggested a suboptimal search algorithm of column permutations to reduce the complexity of the Viterbi algorithm for eNBCH kernels. This algorithm specifically takes advantage of eNBCH structure for reducing the search space. However, the complexity of eNBCH kernels with Viterbi algorithm is still high for practical applications.

II. BACKGROUND

Consider a binary input discrete memoryless channel (B-DMC) $W : \mathcal{X} \rightarrow \mathcal{Y}$ with input alphabet $\mathcal{X} = \{0, 1\}$, output alphabet \mathcal{Y} , and transition probabilities $W(y|x)$, where $x \in \mathcal{X}$, $y \in \mathcal{Y}$ and $W(y|x)$ is the conditional probability, the channel output y given the transmitted input x . An $(N = l^n, k)$ polar code based on the $l \times l$ polarization kernel K is a linear block code generated by k rows of $G_n = K^{\otimes n}$, and $\otimes n$ is n -times Kronecker product of matrix with itself. In order to polarize, none of the column permutations of the kernel K should result in an upper triangular matrix. Note that Arikan's polarization kernel, $F_2 = \begin{pmatrix} 1 & 0 \\ 1 & 1 \end{pmatrix}$, is a special case of the polarization kernel K .

By encoding the binary input vector u_0^{n-1} as $c_0^{n-1} = u_0^{n-1} G_n$, it was shown in [3] that the transformation G_n splits the B-DMC channel $W(y|x)$ into $N = l^n$ subchannels

$$\begin{aligned} W_{n,K}^{(i)}(u_0^i | y_0^{N-1}) &= \frac{W_{n,K}^{(i)}(y_0^{N-1}, u_0^{i-1} | u_i)}{2W(y_0^{N-1})} \\ &= \sum_{u_{i+1}^{N-1}} \prod_{i=0}^{N-1} W((u_0^{N-1} G_n)_i | y_i) \end{aligned} \quad (1)$$

with capacities converging to 0 or 1 as $N \rightarrow \infty$. Let's denote by \mathcal{F} the set of the indices of subchannels with the lowest reliabilities. Then, setting $|\mathcal{F}| = N - k$ entries of the input vector u_0^{N-1} to zero (frozen bits) and using the remaining entries to the information bits payload, will provide almost error-free communication.

At the decoder side, the successive cancellation (SC) decoder first computes the i -th LLR in each step i , according to the following formula:

$$S_n^{(i)}(u_0^{i-1}, y_0^{N-1}) \triangleq \ln \frac{W_{n,K}^{(i)}(u_0^{i-1}, u_i = 0 | y_0^{N-1})}{W_{n,K}^{(i)}(u_0^{i-1}, u_i = 1 | y_0^{N-1})}, \quad (2)$$

and then it sets the estimated bit \hat{u}_i to the most likely value according to the following rule:

$$\hat{u}_i(y_0^{N-1}, \hat{u}_0^{i-1}) = \begin{cases} u_i & \text{if } i \in \mathcal{F} \\ 0, & \text{if } i \in \mathcal{F}^C \text{ \& } LLR_N^{(i)} \geq 0. \\ 1, & \text{if } i \in \mathcal{F}^C \text{ \& } LLR_N^{(i)} < 0. \end{cases} \quad (3)$$

The complexity of this decoder for a polarization kernel K of dimension $l \times l$ is $O(2^l N \log_l N)$. Methods for marginally reducing this complexity were proposed in [10] and [11], however, even for small l this is still not practical.

Window Decoding

This method, introduced in [7], reduces the complexity of the SC decoding by exploiting the relationship between the given kernel K and Arikan's kernel ($K_A = F_2^{\otimes t}$), without any performance loss.

If we write the $l \times l$ ($n = 1$) polarization kernel K with $l = 2^t$ as a product of the Arikan's kernel with another matrix T , $K = TK_A$, then encoding is given by $c_0^{l-1} = v_0^{l-1} K_A$ and we have $c_0^{l-1} = u_0^{l-1} K$, where $u_0^{l-1} = v_0^{l-1} T^{-1}$. Now, it is

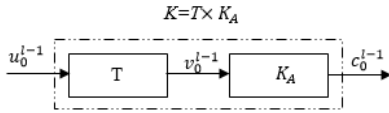


Fig. 1: Encoder block diagram

possible to reconstruct u_0^i from $v_0^{\tau_i}$ where τ_i is the position of the last non-zero bit in the i -th row of T^{-1} . The relation between the vectors v_0^{l-1}, u_0^{l-1} can be written as

$$\theta'(u_{l-1}, \dots, u_1, u_0, v_0, v_1, \dots, v_{l-1})^{tr} = 0,$$

where $\theta' = (S|I)$ and S is the $l \times l$ matrix obtained by transposing matrix T and reversing the order of the columns. Applying row operations can transform matrix θ' into a *minimum-span form* θ , such that the i -th row starts in the i -th column, and ends in column z_i , where all z_i s are distinct. If we denote $j_i = z_{l-1-i} - l$ and $h_i = \max_{0 \leq i' \leq i} j_{i'}$, one can express u_i as

$$u_i = \sum_{s=0}^{i-1} u_s \theta_{l-1-i, l-1-s} + \sum_{t=0}^{j_i} v_t \theta_{l-1-i, l+t}, \quad (4)$$

and, as a result, the i -th bit channel of kernel K in terms of the h_i -th bit channel of kernel K_A as

$$\begin{aligned} W_K^{(i)}(u_0^i | y_0^{l-1}) &= \sum_{v_{D_i} \in \{0,1\}^{|D_i|}} W_{K_A}^{(h_i)}(v_0^{h_i} | y_0^{l-1}) \\ &= \sum_{v_{D_i} \in \{0,1\}^{|D_i|}} \sum_{v_{h_i+1}^{l-1}} W_{K_A}^{(l-1)}(v_0^{l-1} | y_0^{l-1}), \end{aligned} \quad (5)$$

where, $D_i = \{0, 1, \dots, h_i\} \setminus \{j_0, j_1, \dots, j_i\}$ is the decoding window, where $|D_i| = h_i - i$. Note that the set of the vectors $v_0^{h_i}$ in (5) satisfies (4). Since $n = 1$, we omit the first subscript of W .

In particular, (4) and (5) imply that given the previous decoded bits \hat{u}_0^{i-1} , one can decode u_i by using the SC decoder and calculating the transition probabilities $W_{K_A}^{(h_i)}(v_0^{h_i} | y_0^{l-1})$ for all $2^{|D_i|}$ values of v_{D_i} , corresponding to the input bits in $v_0^{h_i}$ that are not decoded yet. Then, for the evaluation of (2), one needs $2^{|D_i|+1}$ operations for both $W_K^{(i)}(u_0^{i-1}, u_i | y_0^{N-1})$ for i -th bit channel of the kernel K . Thus, the $|D_i|$'s determine the window decoding complexity.

More precisely, the estimated complexity of the implementation of the window decoder for the kernel K of size l is

$$\psi(K) = \sum_{i=0}^{l-1} \phi(i) \quad \text{where} \quad (6)$$

$$\phi(i) = \begin{cases} 2^{|D_i|+1} - 1 + \Lambda(i) & \text{if } h_i > h_{i-1} \text{ \& } |D_i| > 0 \\ C_i & \text{if } h_i > h_{i-1} \text{ \& } |D_i| = 0 \\ 1 & \text{if } h_i = h_{i-1}, \end{cases}$$

with $\Lambda(i) = \sum_{h=h_{i-1}+1}^{h_i} 2^{(h+B(h)-i)}$, $B(h) = \log_2(C+1)$ where C is the computational cost of a bit channel of K_A . For the i -th bit channel, let s be the largest integer such that 2^s divides i , then $C = C_i = 2^{s+1} - 1$ and $C_0 = 2^t - 1$.

III. PROPOSED ALGORITHM

As it is stated in Section II, the size of the window, $|D_i| = h_i - i$, determines the complexity of the window decoder, when $h_i > h_{i-1}$. Tables II and III show $|D_i|$ s for each of the kernels K_{eNBCH} , K_L and K_F constructed in [8], [6] and [5], respectively. These tables show that the size of window for some of the bit channels is very large. One solution to this problem is to modify the kernel K to reduce the size of the window, without altering the polarization properties of the kernel. Column permutation of the kernel K doesn't affect its polarization properties. However, finding the best permutation by exploring all $l!$ cases is not practical and a method for reducing the size of the search space is needed. On the other hand, there are many permuted kernels that have the same h_i , resulting in the same complexity. However, reducing the search space to the permutations that result in the unique h_i 's is not trivial. One suboptimal method is to limit our search to the permuted kernels that result in matrix T with as many rows with only one non-zero element. This implies that in the new column permuted kernel K' , we want to have as many rows from K_A as possible. A threshold, M_{thr} , for satisfying this rule will reduce the search space significantly. After finding the permutations which satisfy this rule, we choose the ones

which have the minimum complexities based on (6). This solution is not the optimal one, but it reduces the search space significantly and finds a good permutation that results in reduced complexity.

Algorithm 1: Finding good column permutation

```

input : Kernel  $K$  of size  $l$  and threshold  $M_{thr}$ 
output: Good column permutation  $\pi$  and permuted kernel  $K'$ 
1 Define Lists: C, R, M, TmpC, TmpR, TmpM
2 (C, R, M)  $\leftarrow$  ( $\{\{\}\}$ ,  $\{\{1, 2, \dots, l\}\}$ ,  $\{\}\}$ ; // Init.
3 (TmpC, TmpR, TmpM)  $\leftarrow$  ( $\{\}, \{\}, \{\}$ ) // Init.
4 while (C =  $\{\{\}\}$ ) do
5   for  $i \leftarrow 1$  to  $l$  do
6     // find best cand.  $i$ -th col.
7     foreach  $(\kappa, \iota, \mu) \in$  (C, R, M) do
8       // best cand. of  $(i-1)$ -th col.
9       CandCol  $\leftarrow$   $\{1, 2, \dots, l\} \setminus \kappa$ ; // Cand. for  $i$ -th
10      col.
11      for  $m \leftarrow 0$  to  $\text{length}(\text{CandCol}) - 1$  do
12        // check all cand. for  $i$ -th col.
13        [Cel, Rel, Metric]  $\leftarrow$ 
14        CalculateMetric( $i, \text{CandCol}, \kappa, m, \iota, \mu$ )
15        if Metric  $\geq M_{thr}$  then
16          PUSH ((Cel, Rel, Metric), (TmpC, TmpR,
17          TmpM));
18        end
19      end
20    end
21    if ((TmpC, TmpR, TmpM) = ( $\{\}, \{\}, \{\}$ )) then
22      (C, R, M)  $\leftarrow$  ( $\{\{\}\}$ ,  $\{\{1, 2, \dots, l\}\}$ ,  $\{\}\}$ ;
23      goto line 23;
24    else
25      (C, R, M)  $\leftarrow$  (TmpC, TmpR, TmpM);
26      (TmpC, TmpR, TmpM)  $\leftarrow$  ( $\{\}, \{\}, \{\}$ );
27    end
28  end
29   $M_{thr} \leftarrow M_{thr} - 1$ ;
30 end
31  $\pi = \arg \min_{\kappa \in C} \Psi(\kappa(K))$ 
32 return  $K' = \pi(K), \pi$ 
33 subroutine CalculateMetric( $i, \text{CandCol}, \kappa, m, \iota, \mu$ ):
34   Cel  $\leftarrow$  ( $\kappa, \text{CandCol}[m]$ ) // append CandCol[ $m$ ] to  $\kappa$ 
35    $SK \leftarrow \{K[\iota][\text{Cel}]\}$  // List of rows of the
36   subkernel  $K[\iota][\text{Cel}]$  (with repetitions)
37    $SK_A \leftarrow \{K_A[:, 1:i]\}$  // Set of rows of the
38   subkernel  $K_A[:, 1:i]$  (no repetitions)
39   Metric  $\leftarrow$  Calculate Metric with (7) for  $SK_A$  and  $SK$ 
40   cnt  $\leftarrow$  0; // counter
41   for  $j \leftarrow 0$  to  $\mu - 1$  do
42     if  $SK[j] \in SK_A$  then
43       cnt  $\leftarrow$  cnt + 1
44       Rel[cnt]  $\leftarrow$   $\iota[j]$ 
45     end
46   end
47   return Cel, Rel, Metric;

```

Algorithm 1 shows the process of finding good column permutations for an arbitrary kernel K . The inputs to this algorithm are the kernel K of size l and a predefined threshold M_{thr} . The outputs are good permutations π and the resulting permuted kernel $K' = \pi(K)$. In each step, the best candidates for the first $(i-1)$ columns of the *partially permuted kernel* are used to examine all possible candidates for the i -th column to determine the best ones based on the following metric,

$$\text{Metric} = \sum_{j \in SK} \mathbb{1}_{SK_A}(j), \quad (7)$$

where SK and SK_A are the sets of some rows of the first i columns of the partially permuted kernel and of K_A , respectively, and $\mathbb{1}$ is the indicator function.

Let's define C as the list of the best candidates for the first $(i-1)$ columns, R as the list of the indexes of the rows of the first $(i-1)$ columns of the partially permuted kernel, which belong to the set of the rows of the first $(i-1)$ columns of the kernel K_A . Let M be the list of the Metrics of the best candidates for the $(i-1)$ columns. Note that for $i=1$, we assume that $C = \{\{\}\}$, $R = \{\{1, 2, \dots, l\}\}$ and $M = \{\}$.

The proposed algorithm finds the best candidates for the i -th column of the partially permuted kernel with the following steps:

- 1) For each $(\kappa, \iota, \mu) \in (C, R, M)$, it determines the non yet selected columns as the candidates CandCol for the i -th column (line 8). Then, for each of these candidates, it follows the four steps:
 - Appends a candidate from CandCol to κ to obtain Cel, the list of the first i possible columns.
 - Picks each row of the sub-kernel $K[\iota][\text{Cel}]$ and puts it in the list SK accounting for any repetitions and picks each row of the sub-kernel $K_A[:, 1:i]$ and puts it in the set SK_A (without repetitions).
 - Counts the elements of SK belonging to the set SK_A and stores this number in Metric. Stores the corresponding indexes of the rows belonging to set SK_A in Rel.
 - Compares Metric with the threshold M_{thr} . If $\text{Metric} \geq M_{thr}$, it pushes Cel, Rel and Metric, to the temporary lists TmpC, TmpR and TmpM, respectively.
- 2) If there is at least one candidate from CandCol with $\text{Metric} \geq M_{thr}$, it copies all the collected parameters of these candidates to (C, R, M) to use them for the next column selection; otherwise, it reduces the threshold M_{thr} and repeats the process from the beginning, with $i=1$.

Finally, the algorithm continues this process until it finds the best candidates for all l columns. Then, it outputs the good column permutations, among the candidates in C, which minimize the approximate complexity in (6).

The algorithm significantly reduces the $l!$ search space to the candidates in the list C by using the threshold M_{thr} and the Metric (7). Then, it finds the best ones among them.

To find the initial value of the threshold M_{thr} , we define two multisets HWK and HWA as the containing the Hamming weights of the rows of K and K_A , respectively. Then, M_{thr} which is the maximum possible threshold will be $M_{thr} = |\text{HWK} \cap \text{HWA}|$.

Here, we apply our algorithm to two kernels K_F and K_L of sizes 16 constructed in [5] and [6], respectively, and to the kernels K_{eNBCH} of size 16 and 32, [8]. The error exponents (EE), scaling exponents (SE) and good permutations resulting from our algorithm for these kernels are given in TABLE I.

Due to space limitations, for K_{eNBCH} of size 32, we wrote only one of the good permutation.

Although the proposed algorithm is sub-optimal, we conjecture that the obtained permutations for K_{eNBCH} may be optimal.

Size	Kernel	EE	SE	Permutation
16	K_{eNBCH}	0.51828	3.3957	1, 3, 4, 7, 6, 2, 12, 10, 5, 11, 8, 13, 9, 16, 14, 15
				1, 4, 3, 7, 2, 5, 6, 12, 14, 15, 9, 8, 11, 13, 10, 16
	K_L	0.51828	3.3627	1, 4, 3, 7, 2, 5, 6, 16, 14, 15, 9, 8, 11, 13, 10, 12
				1, 4, 3, 8, 2, 5, 6, 12, 14, 15, 9, 7, 11, 13, 10, 16
				1, 4, 3, 8, 2, 5, 6, 16, 14, 15, 9, 7, 11, 13, 10, 12
				1, 4, 3, 12, 2, 5, 6, 7, 14, 15, 9, 16, 11, 13, 10, 8
K_F	0.51828	3.356	1, 4, 3, 12, 2, 5, 6, 8, 14, 15, 9, 16, 11, 13, 10, 7	
			1, 4, 3, 16, 2, 5, 6, 7, 14, 15, 9, 12, 11, 13, 10, 8	
32	K_{eNBCH}	0.537	3.1221	16, 12, 14, 10, 8, 4, 6, 2, 15, 11, 13, 9, 7, 3, 5, 1
				1, 2, 3, 20, 4, 7, 21, 13, 5, 31, 8, 29, 22, 10, 14, 25, 6, 12, 32, 19, 9, 24, 30, 28, 23, 27, 11, 18, 15, 16, 26, 17

TABLE I: Good permutations found by Algorithm I for different kernels.

IV. ANALYSIS AND SIMULATION RESULTS

In this section, we first analyze the computational complexity of the kernels and compare the complexity of them before and after applying the permutations. Then, we compare their performances and also their real-time complexities with each other and also with the Arkan's kernel under SC and SCL decoders.

Tables II and III show h_i and $|D_i|$ for each $i \in \{0, 1, \dots, l-1\}$ of the different kernels of sizes 16 and 32 before and after applying the column permutations. The corresponding approximate computational complexities (AC) using the expression (6) as well as the computational complexities (CC) using CSE algorithm proposed in [9] are also given in these tables. Note that we use arithmetical complexity as the number of summation and comparison operations for calculating the LLR (13) in [9]. It can be observed that the good column permutations obtained from our algorithm can reduce the maximum size of the window from 12 to 4 for K_{eNBCH} of size 16, from 7 to 4 for K_F , from 12 to 5 for K_L and from 28 to 17 for K_{eNBCH} of size 32. As a result, the computational complexity CC of the window decoder after applying the column permutations is reduced from 38089 to 465 for K_{eNBCH} of size 16, from 1851 to 517 for K_F and from 38089 to 728 for K_L without any performance loss. Also, for K_{eNBCH} of size 32 the good column permutation results in complexity reduction by factor of 1192 compared to the original kernel.

Note that after applying column permutation proposed in [14] on K_{eNBCH} of size 16, Viterbi decoder needs 5019 operations, while using our best permutations for window decoding requires only 446. Indeed, using window decoder for the kernels constructed in [14] requires 3000 and 6714318 operations approximately, while applying viterbi decoder needs 5019 and 299235 operations, respectively.

Fig. 2 illustrates the performance of the (4096, 2048) polar (sub)codes constructed with kernels K'_{eNBCH} and K'_F of size 16 under SC and SCL decoders over the AWGN channel with BPSK modulation. The construction is based on Monte-Carlo simulations. Note that the column permutation doesn't alter the

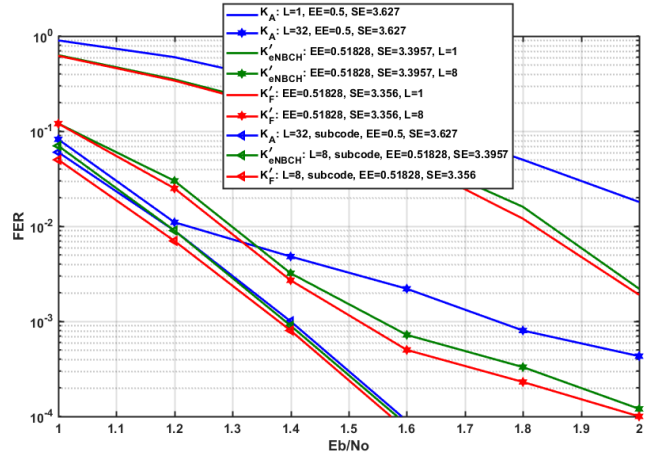


Fig. 2: Performance comparison for polar (sub)codes with $N = 4096$ and $R = 0.5$, for different kernels.

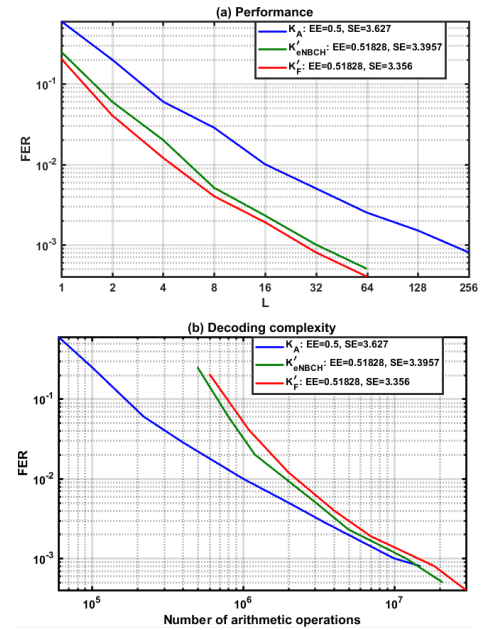


Fig. 3: SCL decoding of polar subcodes with different kernels.

polarization behaviours of the kernel, so the performance of the kernel K is the same as the performance of the kernel K' . It can be seen that polar codes based on kernels K'_F , K'_{eNBCH} provide significant performance gain compared to polar codes with Arkan's kernel. Indeed, the kernel K'_F with lower scaling exponent provides better performance as compared to the K'_{eNBCH} with higher scaling exponent. It can be observed that polar subcodes [13] with K'_{eNBCH} under SCL with list size $L = 8$ provides approximately the same performance as polar subcodes with Arkan's kernel under SCL with $L = 32$.

Fig. 3 (a) shows the performance of the (4096, 2048) polar subcodes constructed with K'_{eNBCH} and K'_F of size 16 under SCL with different list sizes L at $Eb/No = 1.25$ dB. It can be observed that these kernels need lower list size to

i	K_{eNBCH}				K'_{eNBCH}				K_{FH}				K'_{FH}				K_L				K'_L			
	h_i	$ D_i $	AC_i	CC_i	h_i	$ D_i $	AC_i	CC_i	h_i	$ D_i $	AC_i	CC_i	h_i	$ D_i $	AC_i	CC_i	h_i	$ D_i $	AC_i	CC_i	h_i	$ D_i $	AC_i	CC_i
0	0	0	15	15	0	0	15	15	0	0	15	15	0	0	15	15	0	0	15	15	0	0	15	15
1	13	12	39793	17326	4	3	97	63	8	7	2673	972	4	3	97	63	13	12	39793	17326	4	3	97	63
2	14	12	24575	20735	4	2	1	1	8	6	1	1	4	2	1	1	14	12	24575	20735	4	2	1	1
3	14	11	1	1	4	1	1	1	8	5	1	1	4	1	1	1	14	11	1	1	4	1	1	1
4	14	10	1	1	8	4	323	127	8	4	1	1	8	4	323	127	14	10	1	1	8	4	323	127
5	14	9	1	1	9	4	63	48	10	5	223	223	9	4	63	48	14	9	1	1	10	5	223	207
6	14	8	1	1	9	3	1	1	12	6	703	575	10	4	95	95	14	8	1	1	10	4	1	1
7	14	7	1	1	10	3	47	47	12	5	1	1	10	3	1	1	14	7	1	1	12	5	351	279
8	14	6	1	1	12	4	175	143	12	4	1	1	12	4	175	143	14	6	1	1	12	4	1	1
9	14	5	1	1	12	3	1	1	12	3	1	1	12	3	1	1	14	5	1	1	12	3	1	1
10	14	4	1	1	12	2	1	1	12	2	1	1	12	2	1	1	14	4	1	1	12	2	1	1
11	14	3	1	1	12	1	1	1	14	3	55	55	12	1	1	1	14	3	1	1	13	2	15	15
12	14	2	1	1	12	0	1	1	14	2	1	1	13	1	7	7	14	2	1	1	13	1	1	1
13	14	1	1	1	14	1	13	13	14	1	1	1	14	1	11	11	14	1	1	1	14	1	11	11
14	14	0	1	1	14	0	1	1	14	0	1	1	14	0	1	1	14	0	1	1	14	0	3	3
15	15	0	1	1	15	0	1	1	15	0	1	1	15	0	1	1	15	0	1	1	15	0	1	1
$CC = 38089$				$CC = 465$				$CC = 1851$				$CC = 517$				$CC = 38089$				$CC = 728$				

TABLE II: Comparison of the approximate complexity (AC) and complexity with CSE (CC) of the different kernels of size 16 with window decoder before and after applying the permutations.

i	K_{eNBCH}			K'_{eNBCH}			
	h_i	$ D_i $	AC_i	h_i	$ D_i $	AC_i	
0	0	0	31	0	0	31	
1	29	28	$2.6e+9$	1	1	0	3
2	29	27	1	2	2	0	5
3	30	27	805306367	3	4	1	21
4	30	26	1	4	8	4	323
5	30	25	1	5	16	11	75551
6	30	24	1	6	16	10	1
7	30	23	1	7	24	17	2738175
8	30	22	1	8	24	16	1
9	30	21	1	9	24	15	1
10	30	20	1	10	24	14	1
11	30	19	1	11	24	13	1
12	30	18	1	12	24	12	1
13	30	17	1	13	24	11	1
14	30	16	1	14	24	10	1
15	30	15	1	15	24	9	1
16	30	14	1	16	28	12	50175
17	30	13	1	17	28	11	1
18	30	12	1	18	28	10	1
19	30	11	1	19	28	9	1
20	30	10	1	20	28	8	1
21	30	9	1	21	28	7	1
22	30	8	1	22	28	6	1
23	30	7	1	23	28	5	1
24	30	6	1	24	28	4	1
25	30	5	1	25	28	3	1
26	30	4	1	26	30	4	111
27	30	3	1	27	30	3	1
28	30	2	1	28	30	2	1
29	30	1	1	29	30	1	1
30	30	0	1	30	30	0	1
31	31	0	3	31	31	0	3
$AC = 3.4144e+09$			$AC = 2864420$				

TABLE III: Comparison of the approximate cost (AC) of the K_{eNBCH} of size 32 with window decoder before and after applying the permutations.

achieve the same performance as K_A . Moreover, K'_F performs slightly better than K'_{eNBCH} with the same list size L . Fig. 3 (b) shows the actual decoding complexity of the polar subcodes constructed with kernels K'_{eNBCH} and K'_F of size 16 in terms of the number of arithmetical operations (summation and comparison) for different list sizes. It can be observed that K'_{eNBCH} provides better performance with the same decoding complexity for $\text{FER} \leq 8 \times 10^{-4}$ compared to the Arkan's kernel.

V. CONCLUSION

In this paper, we modified polar codes constructed with some $2^t \times 2^t$ kernels with good polarization properties to reduce the computational complexity of the window decoder. This modification, based on the permuting the columns of

the kernel, was applied to some kernels constructed in the literature, e.g. eNBCH, and showed that the complexity of the window decoder for these modified kernels is substantially lower as compared to original ones.

ACKNOWLEDGMENT

The first author would like to thank Peter Trifonov, Grigori Trofimiuk, Mohammad Rowshan, Hanwen Yao and Lilian Khaw for very helpful discussion.

REFERENCES

- [1] E. Arkan, "Channel polarization: A method for constructing capacity-achieving codes for symmetric binary-input memoryless channels," *IEEE Trans. Inf. Theory*, vol. 55, no. 7, pp. 3051-3073, Jul. 2009.
- [2] I. Tal, and A. Vardy, "List decoding of polar codes," *IEEE Trans. Inf. Theory*, vol. 61, no. 5, pp. 2213-2226, 2015.
- [3] S. B. Korada, E. Sasoglu, and R. Urbanke, "Polar codes: Characterization of exponent, bounds, and constructions," *IEEE Trans. Inf. Theory*, vol. 56, no. 12, pp. 6253-6264, Dec. 2010.
- [4] R. Mori and T. Tanaka, "Source and channel polarization over finite fields and Reed-Solomon matrices," *IEEE Trans. Inf. Theory*, vol. 60, no. 5, pp.2720-2736, May. 2014.
- [5] A. Fazeli and A. Vardy, "On the scaling exponent of binary polarization kernels," in *Proc. of 52nd Annual Allerton Conference on Communication, Control and Computing*, 2014, pp. 797-804.
- [6] H. Lin, S. Lin, and K. A. S. Abdel-Ghaffar, "Linear and nonlinear binary kernels of polar codes of small dimensions with maximum exponents," *IEEE Trans. Inf. Theory*, vol. 61, no. 10, pp. 5253-5270, Oct. 2015.
- [7] P. Trifonov, "Binary successive cancellation decoding of polar codes with Reed-Solomon kernel," in *Proc. IEEE Int. Symp. on Inf. Theory (ISIT)*, Honolulu, USA, 2014.
- [8] V. Miloslavskaya and P. Trifonov, "Design of binary polar codes with arbitrary kernel," in *Proc. IEEE Inf. Theory Workshop (ITW)*, 2012.
- [9] G. Trofimiuk and P. Trifonov, "Efficient decoding of polar codes with some 16×16 kernels," <https://arxiv.org/pdf/2001.03921.pdf>, 2020.
- [10] Z. Huang, S. Zhang, F. Zhang, C. Duanmu, F. Zhong, and M. Chen, "Simplified successive cancellation decoding of polar codes with medium-dimensional binary kernels," *IEEE Access*, vol. 6, pp. 2670726717, 2018.
- [11] V. Bioglio and I. Land, "On the marginalization of polarizing kernels," *Proc. of International Symposium on Turbo Codes and Iterative Information Processing*, 2018.
- [12] G. Trofimiuk and P. Trifonov, "Construction of polarization kernels of size 16 for low complexity processing," in *Proc. Fourth Conference on Software Engineering and Information Management (SEIM)*, 2019.
- [13] P. Trifonov and V. Miloslavskaya, "Polar subcodes," *IEEE Journal on Selected Areas in Communications*, vol. 34, no. 2, pp. 254266, Feb. 2016.
- [14] E. Moskovskaya, P. Trifonov, "Design of BCH Polarization Kernels with Reduced Processing Complexity," *IEEE Communications Letter*, 30 March, 2020.