

Novel Policy Seeking with Constrained Optimization

Hao Sun¹, Zhenghao Peng¹, Bo Dai¹, Jian Guo², Dahua Lin¹, Bolei Zhou¹

¹ The Chinese University of Hong Kong, ² Peng Cheng Laboratory

Abstract

In this work, we address the problem of seeking novel policies in reinforcement learning tasks. Instead of following the multi-objective framework commonly used in existing methods, we propose to rethink the problem under a novel perspective of constrained optimization. We at first introduce a new metric to evaluate the difference between policies, and then design two practical novel policy seeking methods following the new perspective, namely the Constrained Task Novel Bi-sector (CTNB), and the Interior Policy Differentiation (IPD), corresponding to the feasible direction method and the interior point method commonly known in the constrained optimization literature. Experimental comparisons on the Mu-JuCo control suite show our methods can achieve substantial improvements over previous novelty-seeking methods in terms of both novelty of policies and their performances in the primal task.²

1 Introduction

In the paradigm of Reinforcement Learning, an agent interacts with the environment to learn a policy that can maximize a certain form of cumulative rewards [1]. Modeling the policy function with a Deep Neural Network, the policy gradient method can be applied to optimize current policy [2]. However, direct optimization with respect to the reward function is prone to get stuck in sub-optimal solutions and therefore hinders the policy optimization [3–5]. Consequently, an appropriate exploration strategy is crucial for the success of policy learning [6–13].

Recently many works have shown that incorporating curiosity in the policy learning leads to better exploration strategies [15–18]. In these works, visiting a previous unseen or infrequent state is assigned with an extra curiosity bonus reward. Different from those curiosity-driven methods which focus on the discovery of new states within the learning procedure of a repeated single policy, another direction Novel Policy Seeking [4, 14, 19] focuses on learning different policies with diverse or the so-called novel behaviors to solve the primal task. In the process of novel policy seeking, policies in new iterations are usually encouraged to be different from previous policies. Therefore novel policy seeking can be viewed as an extrinsic curiosity-driven method at the level of policies, as well as an exploration strategy for a population of agents. Besides encouraging exploration [20–22], novel policy seeking is also related to policy ensemble [23–25] and evolution strategies (ES) [26, 27].

In order to generate novel policies, previous work often defines a heuristic metric for novelty estimation, e.g., differences of state distributions estimated by neural networks are used in [14], and tries to solve the problem under the formulation of multi-objective optimization. However, most of these metrics suffer from the difficulty when dealing with episodic novelty reward, i.e., the difficulty of episodic credit assignment [28], thus their effectiveness in learning novel policies is limited. Moreover, the difficulty of balancing different objectives impedes the agent to find a well-performing policy for the primal task, as shown by Fig. 1 which compares the policy gradients of three cases, namely the one without novel policy seeking, novelty seeking with multi-objective optimization and novelty seeking with constrained optimization methods, respectively.

Preprint. Under review.

²Code will be made publicly available soon.

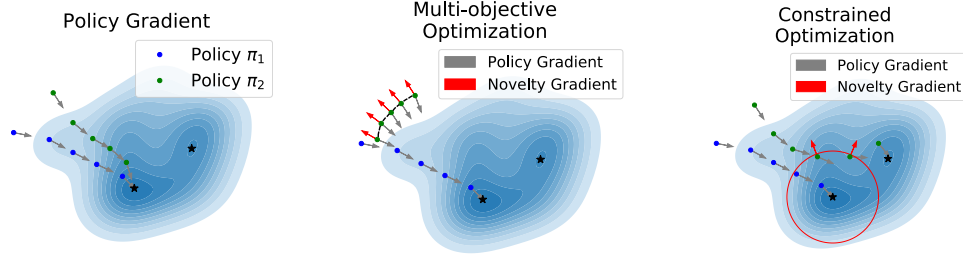


Figure 1: A comparison between the standard policy gradient method without novelty seeking (left), multi-objective optimization method (mid) and our constrained optimization approach (right) for novel policy seeking. The standard policy gradient method do not try actively to find novel solutions. The multi-objective optimization method may impede the learning procedure when the novelty gradient is being applied all the time [14], e.g., a random initialized policy will be penalized from getting closer to previous policy due to the conflict of gradients, which thus limits the learning efficiency and the final performance. On the contrary, the novelty gradient of our constrained optimization approach will only be considered within a certain region to keep the policy being optimized away from highly similar solutions. Such an approach is more flexible and includes the multi-objective optimization method as its special case.

In this work, we intend to take into consideration both the novelty of learned policies as well as their performances in terms of the primal task when addressing the problem of novel policy seeking. To achieve this goal, we propose to seek novel policies with a constrained optimization formulation. Two specific algorithms under such a formulation are designed to seek novel policies while keeping their performances in the primal task, avoiding excessive novelty seeking. As a consequence, with these two algorithms, the performances of our learned novel policies can be guaranteed and even further improved.

Our contributions can be summarized in three-folds. Firstly, we introduce a new metric to compute the difference between policies with instant feedback at every timestep; Secondly, we propose a constrained optimization formulation for novel policy seeking and design two practical algorithms resembling two approaches in constrained optimization literature; Thirdly, we evaluate our proposed algorithms on the MuJoCo locomotion environments, showing the advantages of these constrained optimization novelty-seeking methods which can generate a series of diverse and well-performing policies over previous multi-objective novelty seeking methods.

2 Related Work

Intrinsic motivation methods In previous work, different approaches are proposed to provide intrinsic motivation or intrinsic reward as a supplementary to the primal task reward for better exploration [8, 15–18]. All those approaches leverage the weighted sum of two rewards, the primal rewards provided by environments, and intrinsic rewards that provided by different heuristics. On the other hand, the work of DIAYN and DADS [20, 29] learn diverse skills without extrinsic reward. Those approaches focus on decomposing diverse skills of a single policy, while our work focuses on learning diverse behaviors among a batch of policies for the same task.

Diverse policy seeking methods The work of Such et al. shows that different RL algorithms may converge to different policies for the same task [30]. On the contrary, we are interested in how to learn different policies through a single learning algorithm with the capability of avoiding local optimum. The work of Pugh et al. establishes a standard framework for understanding and comparing different approaches to search for quality diversity (QD) [19]. Conti et al. proposes a solution which avoids local optima as well as achieves higher performance by adding novelty search and QD to evolution strategies [27]. The Task-Novelty Bisector (TNB) learning method [14] aims to solve novelty seeking problem by jointly optimize the extrinsic rewards and novelty rewards defined by an auto-encoder. In this work, one of the two proposed methods is closely related to TNB, but is adapted to the constrained optimization formulation.

Constrained Markov Decision Process The Constrained Markov Decision Process (CMDP) [31] considers the situation where an agent interact with the environment under certain constraints. Formally, the CMDP can be defined as a tuple $(\mathcal{S}, \mathcal{A}, \gamma, r, c, C, P, s_0)$, where \mathcal{S} and \mathcal{A} are the state and action space; $\gamma \in [0, 1)$ is a discount factor; $r : \mathcal{S} \times \mathcal{A} \times \mathcal{S} \rightarrow \mathbb{R}$ and $c : \mathcal{S} \times \mathcal{A} \times \mathcal{S} \rightarrow \mathbb{R}$ denote the reward function and cost function; $C \in \mathbb{R}^+$ is the upper bound of permitted expected cumulative cost; $P(\cdot|s, a) : \mathcal{S} \times \mathcal{A} \rightarrow \mathcal{S}$ denotes the transition dynamics, and s_0 is the initial state. Denote the Markovian policy class as Π , where $\Pi = \{\pi : \mathcal{S} \times \mathcal{A} \rightarrow [0, 1], \sum_a \pi(a|\pi) = 1\}$. The learning objective of a policy for CMDP is to find a $\pi^* \in \Pi$, such that

$$\pi^* = \max_{\pi \in \Pi} \mathbb{E}_{\tau \sim \pi, s' \sim P} \left[\sum_{t=0}^{\infty} \gamma^t r(s, a, s') \right], \quad \text{s.t.} \quad \mathbb{E}_{\tau \sim \pi, s' \sim P} \left[\sum_{t=0}^{\infty} \gamma^t c(s, a, s') \right] \leq C, \quad (1)$$

where τ indicates a trajectory (s_0, a_0, s_1, \dots) and $\tau \sim \pi$ represents the distribution over trajectories following policy π : $a_t \sim \pi(\cdot|s_t), s_{t+1} \sim P(\cdot|s_t, a_t); t = 0, 1, 2, \dots$. Previous literature provide several approaches to solve CMDP [32–34], and in this work we include the CPO [32] as baseline according to the comparison in [34].

3 Methodology

In Sec.3.1, we start with defining a metric space that measures the difference between policies, which is the fundamental ingredient for the methods introduced later. In Sec.3.2, we develop a practical estimation method for this metric. Sec.3.3 describes the formulation of constrained optimization on novel policy seeking. The implementations of two practical algorithms are further introduced in Sec.3.4.

We denote the policies as $\{\pi_{\theta_i}; \theta_i \in \Theta, i = 1, 2, \dots\}$, wherein θ_i represents parameters of the i -th policy, Θ denotes the whole parameter space. In this work, we focus on improving the behavior diversity of policies from PPO [35], thus we use Θ to represent Θ_{PPO} in this paper. It is worth noting that the proposed methods can be easily extended to other RL algorithms [36–39]. To simplify the notation, we omit π and denote a policy π_{θ_i} as θ_i unless stated otherwise.

3.1 Measuring the Difference between Policies

In this work, we use the Wasserstein metric W_p [40–42] to measure the distance between policies. Concretely, in this work we consider the Gaussian-parameterized policies, where the W_p over two policies can be written in the closed form $W_2^2(\mathcal{N}(m_1, \Sigma_1), \mathcal{N}(m_2, \Sigma_2)) = \|m_1 - m_2\|^2 + \text{tr}[\Sigma_1 + \Sigma_2 - 2(\Sigma_1^{1/2}\Sigma_2\Sigma_1^{1/2})^{1/2}]$ as $p = 2$, where $m_1, \Sigma_1, m_2, \Sigma_2$ are mean and covariance metrics of the two normal distributions. In the following of this paper, we use D_W to denote the W_2 and it is worth noting that when the covariance matrix is identical, the trace term disappears and only the term involving the means remains, i.e., $D_W = \|m_1 - m_2\|$ for Dirac delta distributions located at points m_1 and m_2 . This diversity metric satisfies the three properties of a metric, namely identity, symmetry as well as triangle inequality.

Proposition 1 (Metric Space $(\Theta, \overline{D}_W^q)$) *The expectation of $D_W(\cdot, \cdot)$ of two policies over any state distribution $q(s)$:*

$$\overline{D}_W^q(\theta_i, \theta_j) := \mathbb{E}_{s \sim q(s)} [D_W(\theta_i(a|s), \theta_j(a|s))], \quad (2)$$

is a metric on Θ , thus $(\Theta, \overline{D}_W^q)$ is a metric space.

The proof of Proposition 1 is straightforward. It is worth mentioning that Jensen Shannon divergence D_{JS} or Total Variance Distance D_{TV} [43, 44, 36] can also be applied as alternative metric spaces, we choose D_W in our work for that the Wasserstein metric better preserves the continuity [42].

On top of the metric space $(\Theta, \overline{D}_W^q)$, we can then compute the novelty of a policy as follows.

Definition 1 (Novelty of Policy) *Given a reference policy set Θ_{ref} such that $\Theta_{ref} = \{\theta_i^{ref}, i = 1, 2, \dots\}$, $\Theta_{ref} \subset \Theta$, the novelty $U(\theta|\Theta_{ref})$ of policy θ is the minimal difference between θ and all policies in the reference policy set, i.e.,*

$$U(\theta|\Theta_{ref}) := \min_{\theta_j \in \Theta_{ref}} \overline{D}_W^q(\theta, \theta_j). \quad (3)$$

Consequently, to encourage the discovery of novel policies, typical novelty-seeking methods tend to directly maximize the novelty of a new policy, i.e., $\max_{\theta} U(\theta|\Theta_{ref})$, where the Θ_{ref} includes all existing policies.

3.2 Estimation of $\overline{D}_W^q(\theta_i, \theta_j)$ and the Selection of $q(s)$

In practice, the calculation of $\overline{D}_W^q(\theta_i, \theta_j)$ is based on Monte Carlo estimation where we need to sample s from $q(s)$. Although in Eq.(2) $q(s)$ can be selected simply as a uniform distribution over the state space, there remains two obstacles: first, in a finite state space we can get precise estimation after establishing ergodicity, but problem arises when facing continuous state spaces due to the difficulty of efficiently obtaining enough samples; second, when s is sampled from a uniform distribution q , we can only get *sparse* episodic reward instead of *dense* online reward which is more useful in learning. Therefore, we make an approximation here based on importance sampling.

Formally, we denote the domain of $q(s)$ as $\mathcal{S}_q \subset \mathcal{S}$ and assume $q(s)$ to be a uniform distribution over \mathcal{S}_q , without loss of generality in later analysis. Notice \mathcal{S}_q is closely related to the algorithm being used in generating trajectories [45]. As we only care about the reachable regions of a certain algorithm (in this work, PPO), the domain \mathcal{S}_q can be decomposed by $\mathcal{S}_q = \lim_{N \rightarrow \infty} \bigcup_{i=1}^N \mathcal{S}_{\theta_i}$, where \mathcal{S}_{θ_i} denotes all the possible states a policy θ_i can visit given a starting state distribution.

In order to get online-reward, we estimate Eq.(2) with

$$\overline{D}_W^q(\theta_i, \theta_j) = \mathbb{E}_{s \sim q(s)} [D_W(\theta_i(a|s), \theta_j(a|s))] = \mathbb{E}_{s \sim \rho_{\theta_i}(s)} \left[\frac{q(s)}{\rho_{\theta_i}(s)} D_W(\theta_i(a|s), \theta_j(a|s)) \right], \quad (4)$$

where we use $\rho_{\theta}(s)$ to denote the stationary state visitation frequency under policy θ , i.e., $\rho_{\theta}(s) = P(s_0 = s|\theta) + P(s_1 = s|\theta) + \dots + P(s_T = s|\theta)$ in finite horizon problems. We propose to use the averaged stationary visitation frequency as $q(s)$, e.g., for PPO, $q(s) = \overline{\rho}(s) = \mathbb{E}_{\theta \sim \Theta_{PPO}} [\rho_{\theta}(s)]$. Clearly, choosing $q(s) = \overline{\rho}(s)$ will be much better than choosing a uniform distribution as the importance weight will be closer to 1. Such an importance sampling process requires a necessary condition that $\rho_{\theta_i}(s)$ and $q(s)$ have the same domain, which can be guaranteed by applying a sufficient exploration noise on θ .

Another difficulty lies in the estimation of $\overline{\rho}(s)$, which is always intractable given a limited number of trajectories. However, during training, θ_i is a policy to be optimized and $\theta_j \in \Theta_{ref}$ is a fixed reference policy. The error introduced by approximating the importance weight as 1 will get larger when θ_i becomes more distinct from normal policies, at least in terms of the state visitation frequency. We may just regard increasing of the approximation error as the discovery of novel policies.

Proposition 2 (Unbiased Single Trajectory Estimation) *The estimation of $\rho_{\theta}(s)$ using a single trajectory τ is unbiased.*

The Proposition 2 follows the usual trick in RL that uses a single trajectory to estimate the stationary state visitation frequency. Given the definition of novelty and a practically unbiased sampling method, the next step is to develop an efficient learning algorithm.

3.3 Constrained Optimization Formulation for Novel Policy Seeking

In the traditional RL paradigm, maximizing the expectation of cumulative rewards is commonly used as the objective, i.e., $\max_{\theta \in \Theta} \mathbb{E}_{\tau \sim \theta} [g]$, where $g = \sum_{t=0}^{\infty} \gamma^t r_t$ and $\tau \sim \theta$ denotes a trajectory τ sampled from the policy θ .

To improve the diversity of different agents' behaviors, the learning objective must take both the reward from the primal task and the policy novelty into consideration. Previous approaches [8, 15–18] often directly use the weighted sum of these two terms as the objective:

$$\max_{\theta \in \Theta} \mathbb{E}_{\tau \sim \theta} [g_{total}] = \max_{\theta \in \Theta} \mathbb{E}_{\tau \sim \theta} [\alpha \cdot g_{task} + (1 - \alpha) \cdot g_{int}], \quad (5)$$

where $0 < \alpha < 1$ is a weight hyper-parameter, g_{task} is the reward from the primary task, and $g_{int} = \sum_{t=0}^{\infty} \gamma^t r_{int,t}$ is the cumulative intrinsic reward of the *intrinsic reward* $r_{int,t}$. In our case, the intrinsic reward is the novelty reward $r_{int} = \min_{\theta_j \in \Theta_{ref}} \overline{D}_W^{\overline{\rho}}(\theta, \theta_j)$. These methods can be

summarized as Weighted Sum Reward (WSR) methods [14]. Such an objective is sensitive to the selection of α as well as the formulation of r_{int} . For example, in our case formulating the novelty reward r_{int} as $\min_{\theta_j} \bar{D}_W^\rho(\theta, \theta_j)$, $\exp[\min_{\theta_j} \bar{D}_W^\rho(\theta, \theta_j)]$ and $-\exp[-\min_{\theta_j} \bar{D}_W^\rho(\theta, \theta_j)]$ will lead to significantly different results as they determine the trade-offs in the two terms given α . Besides, dilemma also arises in the selection of α : while a large α may undermine the contribution of intrinsic reward, a small α could ignore the importance of the primal task, leading to the failure of an agent in solving the task.

To tackle such an issue, the crux is to deal with the conflict between different objectives. The work of Zhang et al. proposes the TNB, where the task reward is regarded as the dominant one while the novelty reward is regarded as subordinate [14]. However, as TNB considers the novelty gradient all the time, it may hinder the learning process, e.g., Intuitively, well-performing policies should be more similar to each other than to random initialized policies. As a new random initialized policy is different enough from previous policies, considering the novelty gradient at beginning of training will result in a much slower learning process.

In order to tackle the above problems and adjust the extent of novelty in new policies, we propose to solve the novelty-seeking problem under the perspective of constrained optimization. The basic idea is as follows: while the task reward is considered as a learning objective, the novelty reward should be considered as a bonus instead of another objective, and should not impede the learning of the primal task. Fig. 1 illustrates how novelty gradients impede the learning of a policy: at the beginning of learning, a random initialized policy should in total learn to be more similar to a well-performing policy rather than be different. The seeking of novelty should not be taken into consideration all the time during learning. With such an insight, we change the multi-objective optimization problem in Eq.(5) into a constrained optimization problem as:

$$\max_{\theta \in \Theta} f(\theta) = \mathbb{E}_{\tau \sim \theta}[g_{\text{task}}], \quad \text{s.t.} \quad g_t(\theta) = \bar{r}_{\text{int},t} - r_0 \geq 0, \forall t = 1, 2, \dots, T, \quad (6)$$

where r_0 is a threshold indicating minimal permitted novelty, and $\bar{r}_{\text{int},t}$ denotes a moving average of $r_{\text{int},t}$. as we need not force every single action of a new agent to be different from others. Instead, we care more about the long-term differences. Therefore, we use cumulative novelty terms as constraints. Moreover, the constraints can be flexibly applied after the first t_S timesteps (e.g., $t_S = 20$) for the consideration of similar starting sequences, so that the constraints can be written as $g_t(\theta) \geq 0, \forall t = t_S, \dots, T$.

3.4 Practical Novel Policy Seeking Methods

We note here, WSR and TNB proposed in previous work [14] can correspond to different approaches in constrained optimization problems, yet some important ingredients are missing. We improve TNB according to the Feasible Direction Method in constrained optimization and then propose the Interior Policy Differentiation (IPD) method according to the Interior Point Method in constrained optimization.

WSR: Penalty Method The Penalty Method considers the constraints of Eq.(6) by putting constraint $g(\theta)$ into a penalty term, followed by solving the unconstrained problem

$$\max_{\theta \in \Theta} f(\theta) + \frac{1-\alpha}{\alpha} \min\{g(\theta), 0\}, \quad (7)$$

in an iterative manner. The limit of the above unconstrained problem when $\alpha \rightarrow 0$ then leads to the solution of the original constrained problem. As an approximation, WSR chooses a fixed weight α , and uses the gradient of $\nabla_\theta f + \frac{1-\alpha}{\alpha} \nabla_\theta g$ instead of $\nabla_\theta f + \frac{1-\alpha}{\alpha} \nabla_\theta \min\{g(\theta), 0\}$, thus the final solution will intensely rely on the selection of α .

TNB: Feasible Direction Method The Feasible Direction Method (FDM) [46, 47] solves the constrained optimization problem by finding a direction \vec{p} where taking gradient upon will lead to increment of the objective function as well as constraints satisfaction, i.e.,

$$\begin{aligned} \nabla_\theta f^T \cdot \vec{p} &> 0 \\ \nabla_\theta g^T \cdot \vec{p} &> 0 \quad \text{if} \quad g \leq 0, \end{aligned} \quad (8)$$

The TNB proposes to use a revised bisector of gradients $\nabla_{\theta}f$ and $\nabla_{\theta}g$ as \vec{p} ,

$$\vec{p} = \begin{cases} \nabla_{\theta}f + \frac{|\nabla_{\theta}f|}{|\nabla_{\theta}g|} \nabla_{\theta}g \cdot \cos(\nabla_{\theta}f, \nabla_{\theta}g) & \text{if } \cos(\nabla_{\theta}f, \nabla_{\theta}g) \leq 0 \\ \nabla_{\theta}f + \frac{|\nabla_{\theta}f|}{|\nabla_{\theta}g|} \nabla_{\theta}g & \text{if } \cos(\nabla_{\theta}f, \nabla_{\theta}g) > 0 \end{cases} \quad (9)$$

Clearly, Eq.(9) satisfies Eq.(8), but it is more strict than Eq.(8) as the $\nabla_{\theta}g$ term always exists during the optimization of TNB. Based on TNB, we provide a revised approach, named Constrained Task Novel Bisector (CTNB), which resembles better with FDM. Specifically, when $g > 0$, CTNB will not apply $\nabla_{\theta}g$ on g . It is clear that TNB is a special case of CTNB when the novelty threshold r_0 is set to infinity. We note that in both TNB and CTNB, the learning stride is fixed to be $\frac{|\nabla_{\theta}f| + |\nabla_{\theta}g|}{2}$ and may lead to problem when $\nabla_{\theta}f \rightarrow 0$, where the final optimization result will rely heavily on the selection of g , i.e., the shape of g is crucial for the success of this approach.

IPD: Interior Point Method The Interior Point Method [48, 49] is another approach used to solve the constrained optimization problem. Thus here we solve Eq.(6) using the Interior Policy Differentiation (IPD), which can be regarded as an analogy of the Interior Point Method. In the vanilla Interior Point Method, the constrained optimization problem in Eq.(6) is solved by reforming it to an unconstrained form with an additional barrier term $-\alpha \log g(\theta)$ in the objective as

$$\max_{\theta \in \Theta} f(\theta) - \alpha \log g(\theta), \quad (10)$$

or more precisely in our problem

$$\max_{\theta \in \Theta} \mathbb{E}_{\tau \sim \theta} [g_{\text{task}} - \sum_{t=0}^T \alpha \log(\bar{r}_{\text{int},t} - r_0)], \quad (11)$$

where $\alpha > 0$ is the barrier factor. The barrier term can use $\alpha \frac{1}{g(\theta)}$ instead as $\max_{\theta \in \Theta} f(\theta) + \alpha \frac{1}{g(\theta)}$. As α is small, the barrier term will introduce only minuscule influence on the objective. On the other hand, when θ get closer to the barrier, the objective will increase rapidly. It is clear that the solution of the objective with barrier term will get closer to the original objective as α gets smaller. Thus in practice, we can choose a sequence of $\{\alpha_i\}$ such that $0 < \alpha_{i+1} < \alpha_i$ and $\alpha_i \rightarrow 0$ as $i \rightarrow \infty$. The limits of Eq.(11) when $\alpha \rightarrow 0$ then lead to the solution of Eq.(6). The convergence of such methods are provided in previous works [50, 51].

However, directly applying IPM is computationally expensive and numerically unstable. Luckily, in the RL paradigm where the learning of an agent is determined by the experiences used in the calculation of policy gradients, a more natural way can thus be used. Specifically, since the learning process is based on sampled transitions, we can simply bound the collected transitions in the feasible region by permitting previously trained M policies $\theta_i \in \Theta_{\text{ref}}, i = 1, 2, \dots, M$ sending termination signals during the training process of new agents. In other words, we implicitly bound the feasible region by terminating any new agent that steps outside it.

Consequently, during the training process, all valid samples we collected are inside the feasible region, which means these samples are less likely to appear in previously trained policies. At the end of the training, we then naturally obtain a new policy that has sufficient novelty. In this way, we no longer need to consider the trade-off between intrinsic and extrinsic rewards deliberately. The learning process of IPD is thus more robust and no longer suffers from objective inconsistency.

4 Experiments

According to Proposition 2, the novelty reward r_{int} in Eq.(6) under our novelty metric can be unbiasedly approximated by $r_{\text{int}} = \min_{\theta_j \in \Theta_{\text{ref}}} \bar{D}_W^{\rho_{\theta}}(\theta(a|s_t), \theta_j(a_j|s_t))$. We thus utilize this novelty metric directly throughout our experiments. We apply different novel policy seeking methods, namely WSR, TNB, CTNB, and IPD, to the backbone RL algorithm PPO [35]. The extension to other popular RL algorithms is straightforward. More implementation details are depicted in Appendix D. Experiments in the work of Henderson et al. show that one can simply change the random seeds before training to get policies that perform differently [45]. Therefore, we also use PPO with varying random seeds as a baseline method for novel policy seeking. And we use the averaged differences between policies learned by this baseline as the default threshold in CTNB and IPD. Algorithm 1 and Algorithm 2 show the pseudo code of IPD and CTNB based on PPO, where the blue lines show the addition to the primal PPO algorithm.

Algorithm 1: IPD

Input:
 (1) a behavior policy θ_{old} ;
 (2) a set of previous policies $\{\theta_j\}, j = 1, 2, \dots, M$;
 (3) a novelty metric $U(\theta, \{\theta_j\}|\rho) = U(\theta, \{\theta_j\}|\tau) = \min_{\theta_j} \overline{D}_W^\tau(\theta, \theta_j)$;
 (4) a novelty threshold r_0 and starting point t_S
 Initialize θ_{old} ;
for $iteration = 1, 2, \dots$ **do**
 for $t = 1, 2, \dots, T$ **do**
 Step the environment by taking action $a_t \sim \theta_{old}$ and collect transitions;
 if $U(\theta_{old}, \{\theta_j\}|\tau) - r_0 < 0$ **AND** $t > t_S$ **then**
 | Break this episode;
 end
 end
 Update policy based on sampled data;
 $\theta_{old} \leftarrow \theta$;
end

Algorithm 2: Constrained TNB

Input:
 (1) to (4) same as Algo.1
 (5) a value network for cost V_c
 Initialize θ_{old} ;
for $iteration = 1, 2, \dots$ **do**
 for $t = 1, 2, \dots, T$ **do**
 Step the environment by taking action $a_t \sim \theta_{old}$ and collect transitions;
 end
 Compute reward advantage estimates $\hat{A}_{r,1}, \dots, \hat{A}_{r,T}$
 Compute cost advantage estimates $\hat{A}_{c,1}, \dots, \hat{A}_{c,T}$
 Optimize surrogate loss related to reward \mathcal{L}_r^{CLIP} in PPO w.r.t. θ , with gradient $g_r = \nabla_\theta \mathcal{L}_r^{CLIP}$
 Optimize surrogate loss related to cost \mathcal{L}_c^{CLIP} in PPO w.r.t. θ , with gradient $g_c = -\nabla_\theta \mathcal{L}_c^{CLIP}$
 if $U(\theta_{old}, \{\theta_j\}|\tau) - r_0 < 0$ **then**
 | Calculate \vec{p} according to Eq.(9) with g_r and g_c
 else
 | Calculate \vec{p} with g_r
 end
 $\theta_{old} \leftarrow \theta$
end

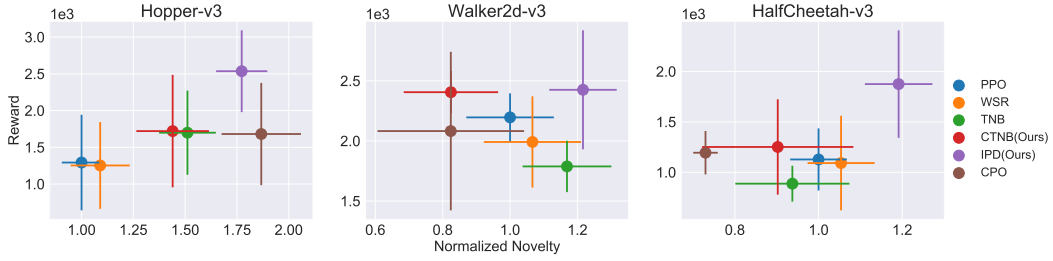


Figure 2: The performance and novelty comparison of different methods in Hopper-v3, Walker2d-v3 and HalfCheetah-v3 environments. The value of novelty is normalized to relative novelty by regarding the averaged novelty of PPO policies as the baseline. The results are from 10 policies of each method, with the points show their mean and lines show their standard deviation.

4.1 The MuJoCo environment

We evaluate our proposed method on the OpenAI Gym based on the MuJoCo engine [52, 53]. Concretely, we test on three locomotion environments, the Hopper-v3 (11 observations and 3 actions), Walker2d-v3 (11 observations and 6 actions), and HalfCheetah-v3 (17 observations and 6 actions). Although relaxing the healthy termination thresholds in Hopper and Walker may permit more visible behavior diversity, all the environment parameters are set as default values in our experiments to demonstrate the generality of our method.

4.1.1 Comparison on Novelty and Performance

We implement WSR, TNB, CTNB, and IPD using the same hyper-parameter settings per environment. And we also apply CPO [32] as a baseline as a solution of CMDP. For each method, we first train 10 policies using PPO with different random seeds. Those PPO policies are used as the primal reference policies, and then we train 10 novel policies that try to be different from previous reference policies. Concretely, in each method, the 1st novel policy is trained to be different from the previous 10 PPO policies, and the 2nd should be different from the previous 11 policies, and so on. More implementation details are depicted in Appendix D.

Fig. 2 shows our experimental results in terms of novelty (the x-axis) and the performance (the y-axis). Policies close to the upper right corner are the more novel ones with higher performance. In

Table 1: The Reward and Success Rate of 10 Policies. Our CTNB and IPD beat CPO, TNB and WSR in all three environments. Constrained optimization approaches outperforms multi-objective methods. Results are generated from 5 random seeds.

Environment	Reward			Success Rate		
	Hopper	Walker2d	HalfCheetah	Hopper	Walker2d	HalfCheetah
PPO	1292 \pm 650	2196 \pm 200	1127 \pm 308	0.5	0.5	0.5
CPO	1681 \pm 696	2082 \pm 660	1194 \pm 215	0.8	0.6	0.8
WSR	1253 \pm 591	1992 \pm 380	1091 \pm 469	0.6	0.3	0.3
TNB	1699 \pm 573	1788 \pm 214	887 \pm 178	0.8	0.0	0.1
CTNB (Ours)	1721 \pm 765	2405 \pm 177	1251 \pm 473	0.8	0.9	0.5
IPD (Ours)	2536 \pm 557	2282 \pm 206	1875 \pm 533	1.0	0.6	0.9

all environments, the performance of CTNB, IPD and CPO outperforms WSR and TNB, showing the advantage of constrained optimization approaches in novel policy seeking. Specifically, the results of CTNB are all better than their multi-objective counterparts, i.e., the results from TNB, showing the superiority of seeking novel policies with constrained optimization. Moreover, the IPD method provides more novelty than CTNB and CPO, while the primal task performances are still guaranteed.

Comparisons of the task-related rewards are carried out in Table 1, where among all the four methods, IPD provides sufficient diversity with minimum loss of performance. Instead of performance decay, we find IPD is able to find better policies in the environment of Hopper and HalfCheetah. Moreover, in the Hopper environment, while the agents trained with PPO tend to fall into the same local minimum (e.g., they all jump as far as possible and then terminate this episode. On the contrary, PPO with IPD keeps new agents away from falling into the same local minimum, because once an agent has reached some local minimum, agents learned later will try to avoid this region due to the novelty constraints. Such property shows that IPD can enhance the traditional RL schemes to tackle the local exploration challenge [11, 12]. A similar feature brings about reward growth in the environment of HalfCheetah. Detailed analysis and discussions are developed in Appendix E.

4.1.2 Success Rate of Each Method

In addition to averaged reward, we also use the success rate as another metric to compare the performance of different approaches. Roughly speaking, the success rate evaluates the stability of each method in terms of generating a policy that performs as good as the policies PPO generates. In this work, we regard a policy successful when its performance achieves at least as good as the median performance of policies trained with PPO. To be specific, we use the median of the final performance of PPO as the baseline, and if a novel policy, which aims at performing differently to solve the same task, surpasses the baseline during its training process, it will be regarded as a successful policy. By definition, the success rate of PPO is 0.5 as a baseline for every environment. Table 1 shows the success rate of all the methods. The results show that all constrained novelty seeking methods (CTNB, IPD, CPO) can surpass the average baseline during training, while the multi-objective optimization approaches normally can not. Thus the performance of constrained novelty seeking methods can always be insured.

5 Conclusion

In this work, we rethink the novel policy seeking problem under the perspective of constrained optimization. We introduce a new metric to measure the distances between policies, and then we introduce the definition of policy novelty. We propose a new perspective by connecting the domain of constrained optimization to the domain of RL, and come up with two methods for seeking novel policies, namely the Constrained Task Novel Bisector (CTNB), and the Interior Policy Differentiation (IPD). Our experimental results demonstrate that the proposed method can effectively learn various well-behaved yet diverse policies, outperforming previous methods following the multi-objective formulation.

Broader Impact

Our proposed method benefit the research of RL where diversity between policies is needed. As normal Policy Gradient methods are only guaranteed to converge to local minima, our proposed method can help the discovery of multiple solutions of a given task, and find possibly better solutions.

References

- [1] R. S. Sutton and A. G. Barto, “Reinforcement learning: An introduction,” 1998.
- [2] R. S. Sutton, D. A. McAllester, S. P. Singh, and Y. Mansour, “Policy gradient methods for reinforcement learning with function approximation,” in *Advances in neural information processing systems*, pp. 1057–1063, 2000.
- [3] G. E. Liepins and M. D. Vose, “Deceptiveness and genetic algorithm dynamics,” in *Foundations of genetic algorithms*, vol. 1, pp. 36–50, Elsevier, 1991.
- [4] J. Lehman and K. O. Stanley, “Novelty search and the problem with objectives,” in *Genetic programming theory and practice IX*, pp. 37–56, Springer, 2011.
- [5] M. Plappert, M. Andrychowicz, A. Ray, B. McGrew, B. Baker, G. Powell, J. Schneider, J. Tobin, M. Chociej, P. Welinder, *et al.*, “Multi-goal reinforcement learning: Challenging robotics environments and request for research,” *arXiv preprint arXiv:1802.09464*, 2018.
- [6] P. Auer, “Using confidence bounds for exploitation-exploration trade-offs,” *Journal of Machine Learning Research*, vol. 3, no. Nov, pp. 397–422, 2002.
- [7] M. Bellemare, S. Srinivasan, G. Ostrovski, T. Schaul, D. Saxton, and R. Munos, “Unifying count-based exploration and intrinsic motivation,” in *Advances in Neural Information Processing Systems*, pp. 1471–1479, 2016.
- [8] R. Houthoofd, X. Chen, Y. Duan, J. Schulman, F. De Turck, and P. Abbeel, “Variational information maximizing exploration,” 2016.
- [9] H. Tang, R. Houthoofd, D. Foote, A. Stooke, O. X. Chen, Y. Duan, J. Schulman, F. DeTurck, and P. Abbeel, “# exploration: A study of count-based exploration for deep reinforcement learning,” in *Advances in neural information processing systems*, pp. 2753–2762, 2017.
- [10] G. Ostrovski, M. G. Bellemare, A. van den Oord, and R. Munos, “Count-based exploration with neural density models,” in *Proceedings of the 34th International Conference on Machine Learning-Volume 70*, pp. 2721–2730, JMLR. org, 2017.
- [11] C. Tessler, G. Tennenholtz, and S. Mannor, “Distributional policy optimization: An alternative approach for continuous control,” *arXiv preprint arXiv:1905.09855*, 2019.
- [12] K. Ciosek, Q. Vuong, R. Loftin, and K. Hofmann, “Better exploration with optimistic actor critic,” in *Advances in Neural Information Processing Systems*, pp. 1785–1796, 2019.
- [13] M. Plappert, R. Houthoofd, P. Dhariwal, S. Sidor, R. Y. Chen, X. Chen, T. Asfour, P. Abbeel, and M. Andrychowicz, “Parameter space noise for exploration,” *arXiv preprint arXiv:1706.01905*, 2017.
- [14] Y. Zhang, W. Yu, and G. Turk, “Learning novel policies for tasks,” *CoRR*, vol. abs/1905.05252, 2019.
- [15] D. Pathak, P. Agrawal, A. A. Efros, and T. Darrell, “Curiosity-driven exploration by self-supervised prediction,” in *Proceedings of the IEEE Conference on Computer Vision and Pattern Recognition Workshops*, pp. 16–17, 2017.
- [16] Y. Burda, H. Edwards, D. Pathak, A. Storkey, T. Darrell, and A. A. Efros, “Large-scale study of curiosity-driven learning,” *arXiv preprint arXiv:1808.04355*, 2018.
- [17] Y. Burda, H. Edwards, A. Storkey, and O. Klimov, “Exploration by random network distillation,” *arXiv preprint arXiv:1810.12894*, 2018.
- [18] H. Liu, A. Trott, R. Socher, and C. Xiong, “Competitive experience replay,” *CoRR*, vol. abs/1902.00528, 2019.
- [19] J. K. Pugh, L. B. Soros, and K. O. Stanley, “Quality diversity: A new frontier for evolutionary computation,” *Frontiers in Robotics and AI*, vol. 3, p. 40, 2016.

- [20] B. Eysenbach, A. Gupta, J. Ibarz, and S. Levine, “Diversity is all you need: Learning skills without a reward function,” *arXiv preprint arXiv:1802.06070*, 2018.
- [21] T. Gangwani, Q. Liu, and J. Peng, “Learning self-imitating diverse policies,” *arXiv preprint arXiv:1805.10309*, 2018.
- [22] Y. Liu, P. Ramachandran, Q. Liu, and J. Peng, “Stein variational policy gradient,” *arXiv preprint arXiv:1704.02399*, 2017.
- [23] I. Osband, J. Aslanides, and A. Cassirer, “Randomized prior functions for deep reinforcement learning,” in *Advances in Neural Information Processing Systems*, pp. 8617–8629, 2018.
- [24] I. Osband, C. Blundell, A. Pritzel, and B. Van Roy, “Deep exploration via bootstrapped dqn,” in *Advances in neural information processing systems*, pp. 4026–4034, 2016.
- [25] C. Florensa, Y. Duan, and P. Abbeel, “Stochastic neural networks for hierarchical reinforcement learning,” *arXiv preprint arXiv:1704.03012*, 2017.
- [26] T. Salimans, J. Ho, X. Chen, S. Sidor, and I. Sutskever, “Evolution strategies as a scalable alternative to reinforcement learning,” *arXiv preprint arXiv:1703.03864*, 2017.
- [27] E. Conti, V. Madhavan, F. P. Such, J. Lehman, K. Stanley, and J. Clune, “Improving exploration in evolution strategies for deep reinforcement learning via a population of novelty-seeking agents,” in *Advances in Neural Information Processing Systems*, pp. 5027–5038, 2018.
- [28] R. S. Sutton, A. G. Barto, *et al.*, *Introduction to reinforcement learning*, vol. 2. MIT press Cambridge, 1998.
- [29] A. Sharma, S. Gu, S. Levine, V. Kumar, and K. Hausman, “Dynamics-aware unsupervised discovery of skills,” *arXiv preprint arXiv:1907.01657*, 2019.
- [30] F. P. Such, V. Madhavan, R. Liu, R. Wang, P. S. Castro, Y. Li, L. Schubert, M. Bellemare, J. Clune, and J. Lehman, “An atari model zoo for analyzing, visualizing, and comparing deep reinforcement learning agents,” *arXiv preprint arXiv:1812.07069*, 2018.
- [31] E. Altman, *Constrained Markov decision processes*, vol. 7. CRC Press, 1999.
- [32] J. Achiam, D. Held, A. Tamar, and P. Abbeel, “Constrained policy optimization,” in *Proceedings of the 34th International Conference on Machine Learning-Volume 70*, pp. 22–31, JMLR. org, 2017.
- [33] Y. Chow, O. Nachum, E. Duenez-Guzman, and M. Ghavamzadeh, “A lyapunov-based approach to safe reinforcement learning,” in *Advances in neural information processing systems*, pp. 8092–8101, 2018.
- [34] A. Ray, J. Achiam, and D. Amodei, “Benchmarking safe exploration in deep reinforcement learning,” *openai*, 2019.
- [35] J. Schulman, F. Wolski, P. Dhariwal, A. Radford, and O. Klimov, “Proximal policy optimization algorithms,” *arXiv preprint arXiv:1707.06347*, 2017.
- [36] J. Schulman, S. Levine, P. Abbeel, M. Jordan, and P. Moritz, “Trust region policy optimization,” in *International conference on machine learning*, pp. 1889–1897, 2015.
- [37] T. P. Lillicrap, J. J. Hunt, A. Pritzel, N. Heess, T. Erez, Y. Tassa, D. Silver, and D. Wierstra, “Continuous control with deep reinforcement learning,” *arXiv preprint arXiv:1509.02971*, 2015.
- [38] S. Fujimoto, H. Van Hoof, and D. Meger, “Addressing function approximation error in actor-critic methods,” *arXiv preprint arXiv:1802.09477*, 2018.
- [39] T. Haarnoja, A. Zhou, P. Abbeel, and S. Levine, “Soft actor-critic: Off-policy maximum entropy deep reinforcement learning with a stochastic actor,” *arXiv preprint arXiv:1801.01290*, 2018.
- [40] L. Rüschendorf, “The wasserstein distance and approximation theorems,” *Probability Theory and Related Fields*, vol. 70, no. 1, pp. 117–129, 1985.
- [41] C. Villani, *Optimal transport: old and new*, vol. 338. Springer Science & Business Media, 2008.
- [42] M. Arjovsky, S. Chintala, and L. Bottou, “Wasserstein generative adversarial networks,” in *Proceedings of the 34th International Conference on Machine Learning* (D. Precup and Y. W. Teh, eds.), vol. 70 of *Proceedings of Machine Learning Research*, (International Convention Centre, Sydney, Australia), pp. 214–223, PMLR, 06–11 Aug 2017.

- [43] D. M. Endres and J. E. Schindelin, “A new metric for probability distributions,” *IEEE Transactions on Information theory*, 2003.
- [44] B. Fuglede and F. Topsøe, “Jensen-shannon divergence and hilbert space embedding,” in *International Symposium on Information Theory, 2004. ISIT 2004. Proceedings.*, p. 31, IEEE, 2004.
- [45] P. Henderson, R. Islam, P. Bachman, J. Pineau, D. Precup, and D. Meger, “Deep reinforcement learning that matters,” in *Thirty-Second AAAI Conference on Artificial Intelligence*, 2018.
- [46] A. Ruszczyński, “Feasible direction methods for stochastic programming problems,” *Mathematical Programming*, vol. 19, no. 1, pp. 220–229, 1980.
- [47] J. Herskovits, “Feasible direction interior-point technique for nonlinear optimization,” *Journal of optimization theory and applications*, vol. 99, no. 1, pp. 121–146, 1998.
- [48] F. A. Potra and S. J. Wright, “Interior-point methods,” *Journal of Computational and Applied Mathematics*, vol. 124, no. 1-2, pp. 281–302, 2000.
- [49] G. B. Dantzig and M. N. Thapa, *Linear programming 2: theory and extensions*. Springer Science & Business Media, 2006.
- [50] A. Conn, N. Gould, and P. Toint, “A globally convergent lagrangian barrier algorithm for optimization with general inequality constraints and simple bounds,” *Mathematics of Computation of the American Mathematical Society*, vol. 66, no. 217, pp. 261–288, 1997.
- [51] S. J. Wright, “On the convergence of the newton/log-barrier method,” *Mathematical Programming*, vol. 90, no. 1, pp. 71–100, 2001.
- [52] G. Brockman, V. Cheung, L. Pettersson, J. Schneider, J. Schulman, J. Tang, and W. Zaremba, “Openai gym,” 2016.
- [53] E. Todorov, T. Erez, and Y. Tassa, “Mujoco: A physics engine for model-based control,” in *IROS*, pp. 5026–5033, IEEE, 2012.

A Metric Space

Definition 2 A metric space is an ordered pair (M, d) where M is a set and d is a metric on M , i.e., a function $d: M \times M \rightarrow \mathbb{R}$ such that for any $x, y, z \in M$, the following holds:

1. $d(x, y) \geq 0, d(x, y) = 0 \Leftrightarrow x = y$,
2. $d(x, y) = d(y, x)$,
3. $d(x, z) \leq d(x, y) + d(y, z)$.

B Proof of Proposition 1

The first two properties are obviously guaranteed by \overline{D}_W^ρ . As for the triangle inequality,

$$\begin{aligned}
& \mathbb{E}_{s \sim \rho(s)} [D_W(\theta_i(s), \theta_k(s))] \\
&= \mathbb{E}_{s \sim \rho(s)} \left[\sum_{l=1}^{|\mathcal{A}|} |\theta_i(s) - \theta_k(s)| \right] \\
&= \mathbb{E}_{s \sim \rho(s)} \left[\sum_{l=1}^{|\mathcal{A}|} |\theta_i(s) - \theta_j(s) + \theta_j(s) - \theta_k(s)| \right] \\
&\leq \mathbb{E}_{s \sim \rho(s)} \left[\sum_{l=1}^{|\mathcal{A}|} (|\theta_i(s) - \theta_j(s)| + |\theta_j(s) - \theta_k(s)|) \right] \\
&= \mathbb{E}_{s \sim \rho(s)} \left[\sum_{l=1}^{|\mathcal{A}|} |\theta_i(s) - \theta_j(s)| \right] + \mathbb{E}_{s \sim \rho(s)} \left[\sum_{l=1}^{|\mathcal{A}|} |\theta_j(s) - \theta_k(s)| \right] \\
&= \mathbb{E}_{s \sim \rho(s)} [D_W(\theta_i(s), \theta_j(s))] + \mathbb{E}_{s \sim \rho(s)} [D_W(\theta_j(s), \theta_k(s))]
\end{aligned}$$

C Proof of Proposition 2

$$\begin{aligned}
\rho_\theta(s) &= P(s_0 = s|\theta) + P(s_1 = s|\theta) + \dots + P(s_T = s|\theta) \\
&\stackrel{L.L.N.}{=} \lim_{N \rightarrow \infty} \frac{\sum_{i=1}^N I(s_0 = s|\tau_i)}{N} + \frac{\sum_{i=1}^N I(s_1 = s|\tau_i)}{N} + \dots + \frac{\sum_{i=1}^N I(s_T = s|\tau_i)}{N} \\
&= \lim_{N \rightarrow \infty} \frac{\sum_{j=0}^T \sum_{i=1}^N I(s_j = s|\tau_i)}{N} \\
\bar{\rho}_\theta(s) &= \sum_{i=1}^N \sum_{j=0}^T \frac{I(s_j = s|\tau_i)}{N} \\
\mathbb{E}[\bar{\rho}_\theta(s) - \rho_\theta(s)] &= 0
\end{aligned}$$

D Implementation Details

Calculation of D_W We use deterministic part of policies in the calculation of D_W , i.e., we remove the Gaussian noise on the action space in PPO and use $D_W(a_1, a_2) = |a_1 - a_2|$.

Network Structure We use MLP with 2 hidden layers as our actor models in PPO. The first hidden layer is fixed to have 32 units. We choose to use 10, 64 and 256 hidden units for the three tasks respectively in all of the main experiments, after taking the success rate, performance and computation expense (i.e. the preference to use less unit when the other two factors are similar) into consideration.

Training Timesteps We fix the training timesteps in our experiments. The timesteps are fixed to be 1M in Hopper-v3, 1.6M for Walker2d-v3 and 3M for HalfCheetah-v3.

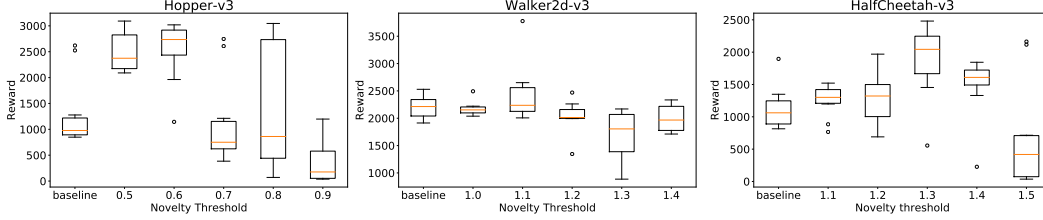


Figure 3: The performance under different novelty thresholds in the Hopper, Walker and HalfCheetah environments. The results are collected from 10 learned policies based on PPO. The box extends from the lower to upper quartile values of the data, with a line at the median. The whiskers extend from the box to show the range of the data. Flier points are those past the end of the whiskers.

E Discussion

E.1 Novel Policy Seeking without Performance Decay

Multi-objective formulation of novel policy seeking has the risk of sacrificing the primal performance as the overall objective needs to consider both novelty and primal task rewards. On the contrary, under the perspective of constrained optimization, there will be no more trade-off between novelty and final reward as the only objective is the task reward. Given a certain novelty threshold, the algorithms tend to find the optimal solution in terms of task reward under constraints, thus the learning process becomes more controllable and reliable, i.e., one can utilize the novelty threshold to control the degree of novelty.

Intuitively, the proper magnitude of the novelty threshold will lead to more exploration among a population of policies, thus the performance of latter found policies may be better than or at least as good as those trained without novelty seeking. However, when a larger magnitude of novelty threshold is applied, the performance of found novel policies will decrease because finding a feasible solution will get harder under more strict constraints. Fig. 3 shows our ablation study on adjusting the thresholds, which verifies our intuition.

E.2 Curriculum Learning in HalfCheetah

Moreover, we observe a kind of auto-curriculum learning behavior in the learning of HalfCheetah, which may also help to understand the performance improvement in this environment. The environment of HalfCheetah is different from the other two in that there is no explicit early termination signal in its default setting (i.e., there is no explicit threshold for the states, exceeds which would trigger a termination). At the beginning of the learning, a PPO agent always acts randomly and keep twitching without moving, resulting in massive repeated and trivial samples and large control costs. Contrarily, in the learning of IPD, the agent can receive termination signals since repeated behaviors break the novelty constraint, preventing it from wasting too much effort acting randomly. Moreover, such termination signals also encourage the agent to imitate previous policies to get out of random explorations at the starting stage, avoiding heavy control costs while receiving less negative rewards. After that, the agent begins to learn to behave differently to pursue higher positive rewards. From this point of view, the learning process can be interpreted as a kind of implicit curriculum, which saves lots of interactions with the environment, improves the sample efficiency and therefore achieves better performance in the given learning timesteps.

F Visualize Diversity in Toy Model

F.1 The Four Reward Maze Problem

We first utilize a basic 2-D environment named Four Reward Maze as a diagnostic environment where we can visualize learned policies directly. In this environment, four positive rewards of different values (e.g., +5, +5, +10, +1 for top, down, left and right respectively) are assigned to four middle points with radius 1 on each edge in a 2-D $N \times N$ square map. We use $N = 16$ in our experiments. The observation of a policy is the current position and the agent will receive a negative reward of

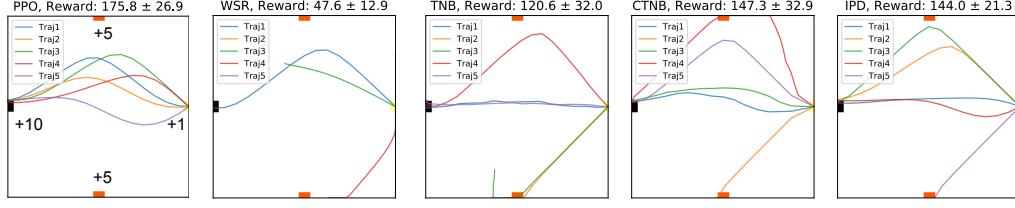


Figure 4: Experimental results on the Four Reward Maze Problem. We generate 5 policies with different novelty seeking methods, and use the PPO with different random seeds as baseline. In each figure, the 5 lines indicate 5 trajectories when the game is started from the right hand side. It worth noting that the results of WSR, CTNB and IPD are associated with the parameters of weights or threshold. We set the weight parameter in WSR as 10 to make the two reward terms comparable, and set the thresholds in CTNB and IPD as the averaged novelty between policies trained with PPO. All policies are trained with 6.1×10^3 episodes.

-0.01 at each timestep except stepping into the reward regions. Each episode starts from a randomly initialized position and the action space is limited to $[-1, 1]$. The performance of each agent is evaluated by the averaged performances over 100 trials.

Results are shown in Fig. 4, where the behaviors of the PPO agents are quite similar, suggesting the diversity provided by random seeds is limited. WSR and TNB solve the novelty-seeking problem from the multi-objective optimization formulation, they thus suffer from the unbalance between performance and novelty. While WSR and TNB both provide sufficient novelty, performances of agents learned by WSR decay significantly, so did TNB due to an encumbered learning process, as we analyzed in Sec.3.3. Both CTNB and IPD, solving the task with novelty-seeking from the constrained optimization formulation, provide evident behavior diversity and perform recognizably better than TNB and WSR.