

Random Number Generator Attack against the Kirchhoff-Law-Johnson-Noise Secure Key Exchange Protocol

Christiana Chamon¹, Shahriar Ferdous², and Laszlo Kish³

Department of Electrical and Computer Engineering

Texas A&M University

College Station, TX 77843-3128, USA

cschamon@tamu.edu, ferdous.shahriar@tamu.edu, laszlokish@tamu.edu

ORCID: ¹0000-0003-3366-8894, ²0000-0001-5960-822X, ³0000-0002-8917-954X

Abstract

This paper introduces and demonstrates two new attacks against the Kirchhoff-Law-Johnson-Noise (KLJN) secure key exchange scheme. The attacks are based on random number generators with compromised security. First we explore the situation in which Eve knows the seed of both Alice's and Bob's random number generators. We show that in this situation Eve can crack the secure key bit within a fraction of the bit exchange period even if her current and voltage measurements have only a single bit of resolution. In the second attack, we explore the situation in which Eve knows the seed of only Alice's random number generator. We show that in this situation Eve can still crack the secure key bit but she needs to use the whole bit exchange period for the attack. The security of the KLJN key exchange scheme, similarly to other protocols, necessitates that the random number generator outputs are truly random for Eve.

Index Terms— random number generator, secure key exchange, unconditional security

I Introduction

A On Secure Communications

One way to establish the security of a communication is through encryption, that is, the conversion of plaintext into ciphertext via a cipher [1]. Fig. 1 provides the general scope of symmetric-key cryptography [1]. The key is a string of random bits and both communicating parties Alice and Bob use the same key and ciphers to encrypt and decrypt their plaintext.

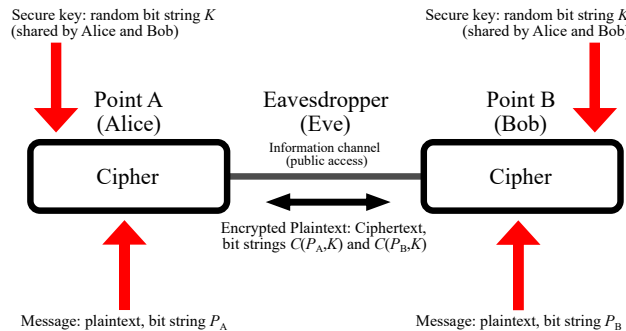


Figure 1: Symmetric-key cryptography [1]. Alice and Bob use ciphers to exchange secure keys, or a string of bits, through a public channel. The ciphers encrypt plaintext, or convert it into ciphertext. The secure key is represented by K , the plaintext messages of Alice and Bob are represented by P_A and P_B , respectively, and the ciphertext is represented as a function of P and K , or $C(P, K)$.

For a plaintext message P and a secure key K , the encrypted message, or the ciphertext C , is a function of P and K , that is,

$$C = C(P, K). \quad (1)$$

In symmetric-key cryptography, for decryption, the inverse operation is used:

$$P = C^{-1}[C(P, K), K]. \quad (2)$$

Because the secure keys must be the same at the two sides (shared secret), another type of secure data exchange is needed before the encryption can begin: the secure key exchange, which is the generation and distribution of the secure key over the communication channel. Usually, this is the most demanding process in the secure communication because the communication channel is accessible by Eve thus the secure key exchange is itself a secure communication where the cipher scheme shown in Fig. 1 cannot be used. Eve records the whole communication during the key exchange, too. She knows every detail of the devices, protocols, and algorithms in the permanent communication system (as stated by Kerchhoffs principle [2]/Shannon's maxim), except for the key. In the ideal case of perfect security, the key is securely generated/shared, immediately used by a One Time Pad [3], and destroyed after the usage. In practical cases, usually there are deviations from these strict conditions, yet the general rule holds: A secure system cannot be more secure than its key.

The key is assumed to be generated from truly random numbers. Any predictability of the key leads to compromised security [3]. In this paper, we demonstrate attacks on the unconditionally secure Kirchhoff-Law-Johnson-Noise (KLJN) secure key exchange based on compromised random number generators (RNGs).

B The KLJN Scheme

The KLJN scheme [4–55] is a statistical physical scheme based on the thermal noise of resistors. It is a classical (statistical) physical alternative of Quantum Key Distribution (QKD). Note, in papers [3, 56–92], important criticisms and attacks are presented about QKD indicating some of the most important difficulties of unconditionally secure quantum hardware and their theory.

Fig. 2 illustrates the core of the KLJN scheme. The two communicating parties, Alice and Bob, are connected via a wire. They have identical pairs of resistors, R_A and R_B . The statistically independent thermal noise voltages $U_{H,A}(t)$, $U_{L,A}(t)$, and $U_{H,B}(t)$, $U_{L,B}(t)$ represent the noise voltages of the resistors R_H and R_L ($R_H > R_L$) of Alice and Bob, respectively, which are generated from random number generators (RNGs).

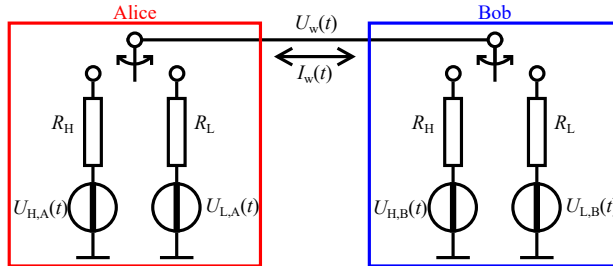


Figure 2: The core of the KLJN scheme. The two communicating parties, Alice and Bob, are connected via a wire. The wire voltage and current are denoted as $U_w(t)$ and $I_w(t)$, respectively. The parties have identical pairs of resistors R_H and R_L ($R_H > R_L$) that are randomly selected and connected to the wire at the beginning of the bit exchange period. The statistically independent thermal noise voltages $U_{H,A}(t)$, $U_{L,A}(t)$, and $U_{H,B}(t)$, $U_{L,B}(t)$ represent the noise voltages of the resistors R_H and R_L of Alice and Bob, respectively.

At the beginning of each bit exchange period (BEP), Alice and Bob randomly choose one of their resistors to connect to the wire. The wire voltage $U_w(t)$ and current $I_w(t)$ are as follows:

$$U_w(t) = I_w(t)R_B + U_B(t), \quad (3)$$

$$I_w(t) = \frac{U_A(t) - U_B(t)}{R_A + R_B} \quad (4)$$

where $U_A(t)$ and $U_B(t)$ denote the instantaneous noise voltage of the resistor chosen by Alice and Bob, respectively. Alice and Bob (as well as Eve) use the mean-square voltage of the wire to assess the bit status, given by the Johnson formula

$$U_{w,\text{eff}}^2 = 4kT_{\text{eff}}R_p\Delta f_B \quad (5)$$

where k is the Boltzmann constant (1.38×10^{-23} J/K), T_{eff} is the publicly agreed effective temperature, R_p is the parallel combination of Alice and Bobs chosen resistors, given by

$$R_p = \frac{R_A R_B}{R_A + R_B}, \quad (6)$$

and Δf_B is the bandwidth of the cable.

Four possible resistance situations can be formed by Alice and Bob: HH , LL , LH , and HL . Using the Johnson formula, these correspond to three mean-square voltage levels, as shown in Fig. 3.

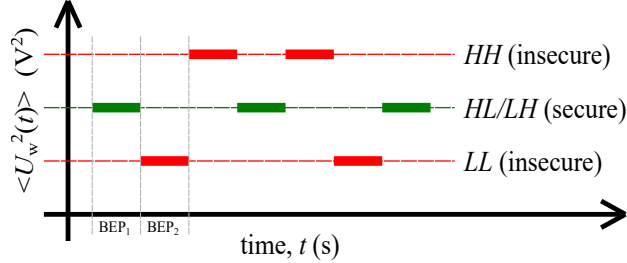


Figure 3: The three mean-square voltage levels. The HH and LL cases represent insecure situations because they form a unique mean-square voltage. The HL and LH cases represent secure bit exchange because Eve cannot distinguish between the corresponding two resistance situations while Alice and Bob can because they know their own connected resistance values.

The HH and LL cases represent insecure situations because they form a unique mean-square voltage. These insecure exchange values are discarded by Alice and Bob. The HL and LH cases represent secure bit exchange because Eve cannot distinguish between the corresponding two resistance situations (LH or HL) while Alice and Bob can.

Several attacks against the KLJN system have been proposed [36–55], but no attack has been able to compromise its information-theoretic security because each known attack is either invalid or it can be nullified by a corresponding defense scheme. The attack presented in this paper is based on the assumption that the random number generators Alice and Bob use to generate their noises are compromised.

C Random Number Generator Attacks

There are two classes of practical random number generators: true (physical) and computational. The nature of computational RNGs is that they collect randomness from various low-entropy input streams and try to generate outputs that are in practice indistinguishable from truly random streams [93–98]. The randomness of an RNG relies on the uncertainty of the random seed, or initialization vector, and a long sequence with uniform distribution. The moment an adversary learns the seed, the outputs are known, and the RNG is compromised.

Various RNG attacks exist against conditionally secure communications [93–98]. Unconditionally secure communications also require true random numbers for perfect security, and that is also true for the noises of Alice and Bob and for the randomness of their switch driving, yet it is unclear how Eve can utilize compromised RNGs to attack the KLJN scheme. Here we demonstrate with simple attack examples that compromised noises lead to information leak.

The rest of this paper is organized as follows. Section II describes two new attack protocols, Section III demonstrates the results, and Section IV concludes this paper.

II Attack Methodology

Two situations are introduced where Eve can use compromised RNGs to crack the KLJN scheme: one where Eve knows the seed of both Alices and Bobs generators (bilateral parameter knowledge), and another where Eve knows the seed of only Alices generator (unilateral parameter knowledge).

A Bilateral Parameter Knowledge

Eve knows the seed of both Alices and Bobs RNGs, thus she knows the instantaneous amplitudes of the noise voltage generators for each of their resistors (see Fig. 2). With $U_{H,A}(t)$, $U_{L,A}(t)$, $U_{H,B}(t)$, and $U_{L,B}(t)$ known, Eve uses (3) and (4) to come up with the four possible waveforms for $U_w(t)$ and $I_w(t)$ and therefore the four possible waveforms for the instantaneous power flow from Alice to Bob, given by

$$P_w(t) = U_w(t)I_w(t). \quad (7)$$

Eve measures $U_w(t)$ and $I_w(t)$ and determines the actual $P_w(t)$, which will be identical to one of her four hypothetical waveforms.

Note, the protocol shown above can be simplified to the extreme: Eve's instruments may have just one bit of resolution, which is suitable to determine solely the instantaneous direction of the power flow.

B Unilateral Parameter Knowledge

Eve knows only the seed of Alices generator RNG, thus she knows merely the noise generator outputs of Alices resistors, $U_{L,A}(t)$ and $U_{H,A}(t)$. Bobs generator voltages are unknown to her. Eve measures the wire voltage $U_w(t)$ and wire current $I_w(t)$. Then, from $I_w(t)$, she calculates the hypothetical voltage drops on Alice's possible choice of resistances R_H and R_L . With these data, she tests two hypotheses:

Hypothesis (i): Alice has chosen R_L .

Hypothesis (ii): Alice has chosen R_H .

With Hypothesis (i), Eve takes the sum

$$U_{R_L}^*(t) = U_w(t) + I_w(t)R_L. \quad (8)$$

To test Hypothesis (i) she compares the $U_{R_L}^*(t)$ determined by (8) to $U_{L,A}(t)$. If they are identical then hypothesis (i) is correct, otherwise hypothesis (ii) is valid.

Finally, Eve evaluates the measured mean-square voltage on the wire over the bit exchange period. From that value, by using (5), she evaluates the parallel resultant R_P of the resistances of Alice and Bob. From R_P and R_A , she calculates R_B by (6), thus she has cracked the KLJN scheme.

III Demonstration

A Johnson Noise Emulation

First, we generated Gaussian band-limited white noise (GBLWN). Precautions were used to avoid aliasing errors, improve Gaussianity, and reduce bias:

- (i) At first, using the MATLAB randn() function, 2^{24} or 16,777,216 Gaussian random numbers were generated.
- (ii) This process was repeated 10 times to generate 10 independent raw noise series, and then an ensemble average was taken out of those 10 series to create one single noise time function with improved Gaussianity and decreased short-term bias.
- (iii) Then this time series was converted to the frequency domain by a Fast Fourier Transformation (FFT). To get rid of any aliasing error, we opened the real and imaginary portions of the FFT spectrum and doubled their frequency bandwidths by zero padding to represent Nyquist sampling.
- (iv) Finally, we performed an inverse FFT (IFFT) of the zero-padded spectrum to get the time function of the anti-aliased noise.

The real portion of the IFFT result is the band-limited, anti-aliased noise with improved Gaussianity and decreased bias.

The probability plot of the generated noise is shown in Fig. 4, showing that the noise is Gaussian. Fig. 5 demonstrates that the noise has a band-limited, white power density spectrum and that it is anti-aliased.

The final step was to convert this normalized Gaussian noise to Johnson noise of physical values. Two separate independent noise files were created, by using the methods described above. Then their effective (RMS) values were scaled by the Johnson formula (5) to the values relevant for the actual T_{eff} , R_L , R_H , and Δf_B . We chose $T_{\text{eff}}=10^{18}$ K, $R_L=10$ k Ω , $R_H=100$ k Ω , and $\Delta f_B=500$ Hz. From the Nyquist Sampling Theorem

$$\tau = \frac{1}{2\Delta f_B} \quad (9)$$

where τ represents the time step, a Δf_B of 500 Hz renders a time step of 10^{-3} seconds. Because this is ideal band-limited white noise, the Nyquist samples are statistically independent.

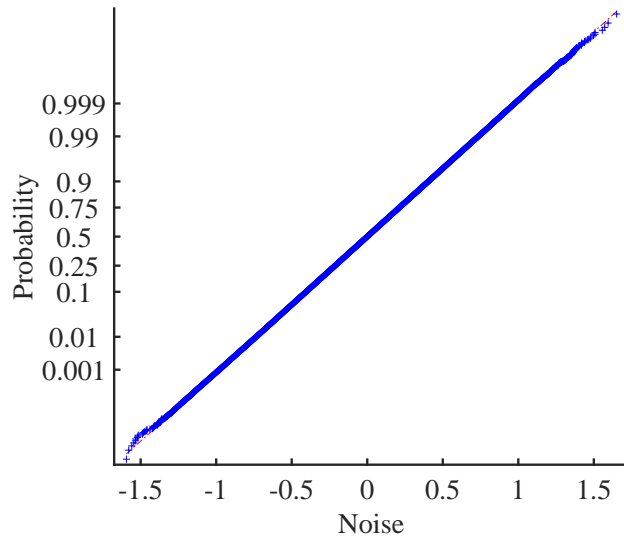


Figure 4: Normal-probability plot of the noise. A straight line indicates a pure Gaussian distribution.

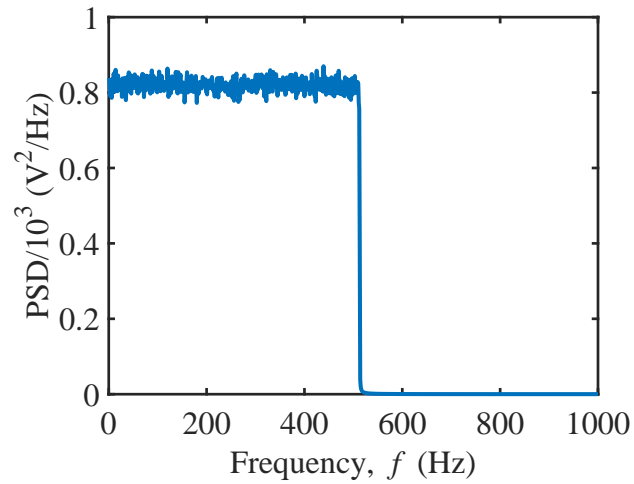


Figure 5: Power spectral density of the noise. The bandwidth of the noise is 500 Hz, see (5).

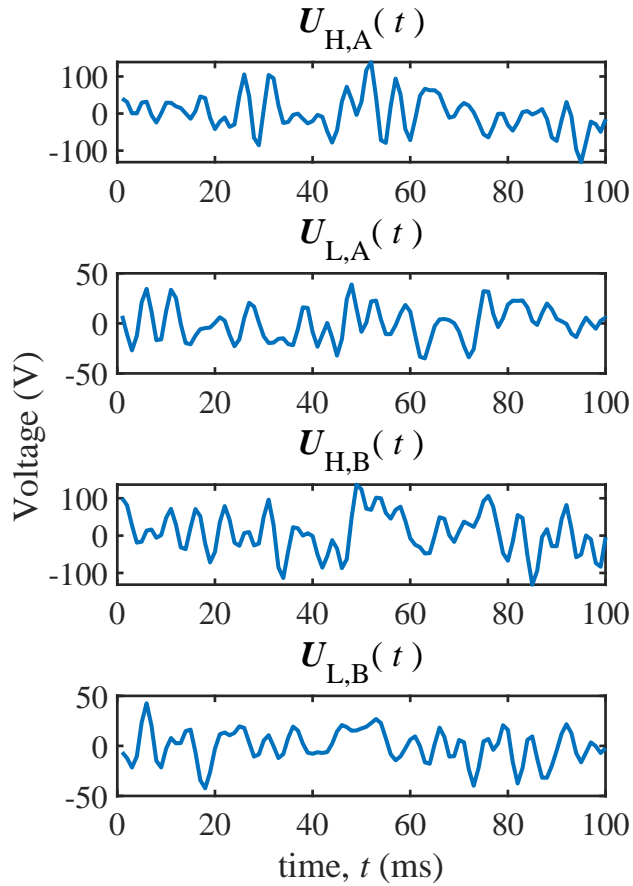


Figure 6: A realization of $U_{H,A}(t)$, $U_{L,A}(t)$, $U_{H,B}(t)$, and $U_{L,B}(t)$ (see Fig. 2) displayed over 100 milliseconds. $U_{H,A}(t)$ is the noise voltage of Alices R_H , $U_{L,A}(t)$ is the noise voltage of Alices R_L , $U_{H,B}(t)$ is the noise voltage of Bobs R_H , and $U_{L,B}(t)$ is the noise voltage of Bobs R_L . Each time step is one millisecond.

B Attack Demonstration when Eve Knows Both Noises

At the bilateral parameter knowledge (see Section II-A), a realization of the noise amplitudes over 100 milliseconds is displayed in Fig. 6.

Fig. 7 shows the hypothetical power flow waveforms generated by Eve (top four graphs). The single-bit plot of her measurement of the actual power flow $P_w(t)$ is shown by the bottom graph. If the power is delivered from Alice to Bob, the single-bit value is +1, while in the opposite case the result is -1. The orange dashed lines in the upper plots indicate the power flow in the 1-bit resolution limit. At the present situation, Eves measured single-bit data are identical to the dashed lines in the LH scenario only, thus Eve decides that LH is the secure resistance situation.

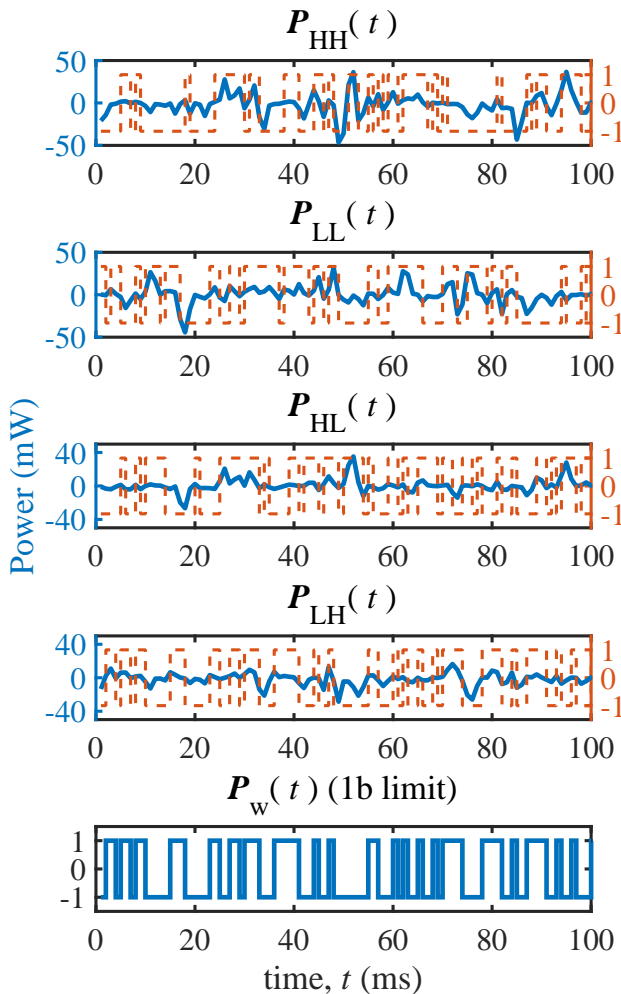


Figure 7: The hypothetical and their 1-bit limit waveforms for $P_w(t)$ generated by Eve. $P_{HH}(t)$ is the hypothetical power flow in the HH case, $P_{LL}(t)$ is the hypothetical power flow in the LL case, $P_{HL}(t)$ is the hypothetical power flow in the HL case, and $P_{LH}(t)$ is the hypothetical power flow in the LH case. The 1-bit limit waveforms are represented by the orange dashed lines. $P_w(t)$ is the single-bit measurement of the actual power flow.

However, similarly to the case of string verification with noise-based logic [99], two independent random bit sequences, such as two different binary sequences in Fig. 7, may run identically for n subsequent steps with probability

$$P = \frac{1}{2^n} \quad (10)$$

where the independence of the subsequent samples within a given binary sequence is also essential, and $n = t/\tau$.

While such an identical match between two of the 4 noises is taking place, Eve cannot decide which one of the hypothetical sequences is valid thus the actual resistor situation (see Fig. 3) remains secure. However, the exponential decay of the probability in (10) yields an efficient cracking of the secure key bit value within a short time. In accordance with (10), the probability of two independent ones of our binary sequences (see Fig. 7) running identically is

$$P(t) \approx \frac{1}{2^{t/\tau}} = \frac{1}{2^{1000t}} \quad (11)$$

The approximation sign is due to the quantized nature of $P(t)$ because it is staying constant during the bit exchange periods.

This simulation was run 1000 times. Fig. 8a shows the probability that the exchange of the current key bit is still secure. Fig. 8b shows the probability that Eve has already cracked the bit. The orange lines follow the scaling given by 11.

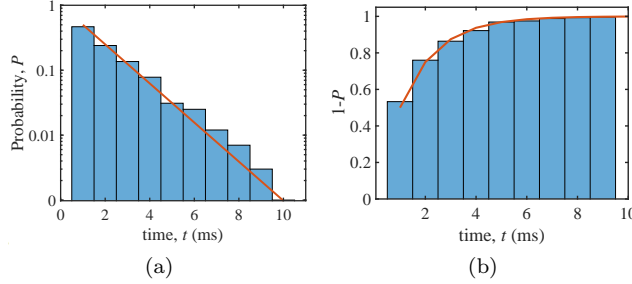


Figure 8: Probabilities during the attack with single-bit resolution of Eve’s measurements. (a) Probability that the exchange of the current key bit is still secure, and (b) probability that Eve has already cracked it. The histograms represent the simulation results, and the orange lines represent the scaling given by (11).

C Attack Demonstration when Eve Knows Only One of the Sources

At the unilateral parameter knowledge (see Section II-B), Eve knows the seed of Alices RNG, while the seed of Bobs RNG is unknown to her, thus we suppose she knows $U_A(t)$ (like at the bilateral case) but not $U_B(t)$. A realization of the wire voltage and current, $U_w(t)$ and $I_w(t)$, under the LH condition over 100 milliseconds is displayed in Fig. 9. Fig. 10 shows the hypothetical noise voltages generated by Eve’s simulations across R_L and R_H (see (8)).

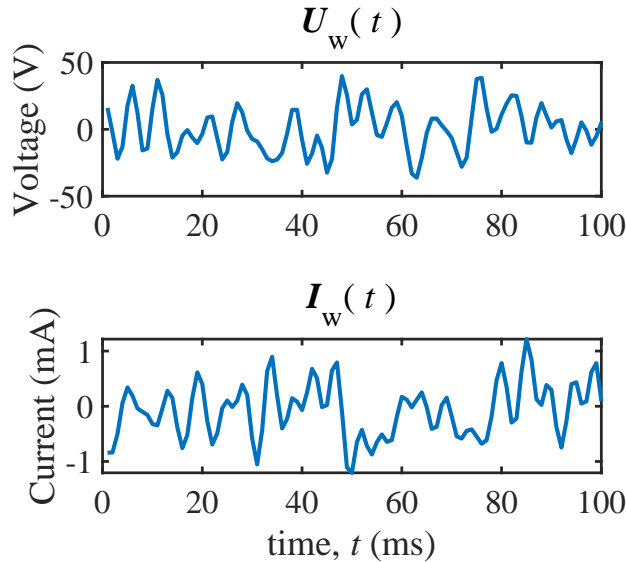


Figure 9: A realization of $U_w(t)$ and $I_w(t)$ (see Fig. 2) for the LH situation is displayed over 100 milliseconds. Eve measures and records these data.

Fig. 11 shows Eves results for the hypothetical $U_{R_L}^*(t)$ and $U_{R_H}^*(t)$ (see (8)) in comparison with her waveforms for $U_{L,A}(t)$ and $U_{H,A}(t)$. In this case, the waveform for $U_{R_L}^*(t)$ is identical to that of $U_{L,A}(t)$, thus Eve decides that Alice has chosen R_L .

Finally, Eve evaluates the measured mean-square voltage on the wire over the bit exchange period. From that value, by using (5), she evaluates the parallel resultant R_P of the resistances of Alice and Bob. From R_P and R_A , she

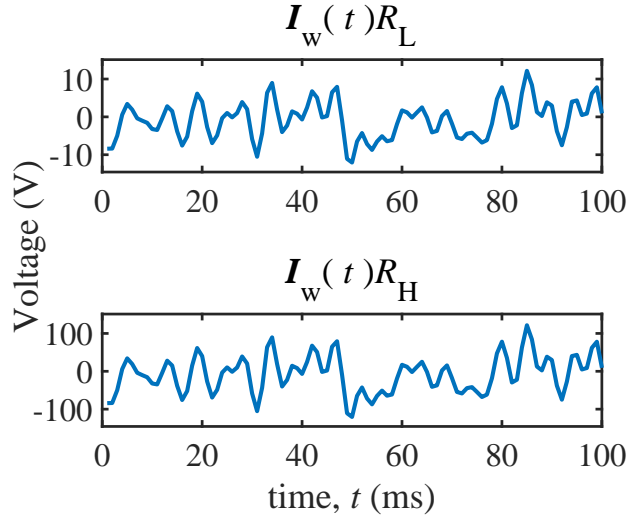


Figure 10: Hypothetical noise voltage drops across R_L and R_H by Eve's current measurements and Ohm's law. These results are used in (8) to calculate the hypothetical waveforms for $U_{L,A}(t)$ and $U_{H,A}(t)$.

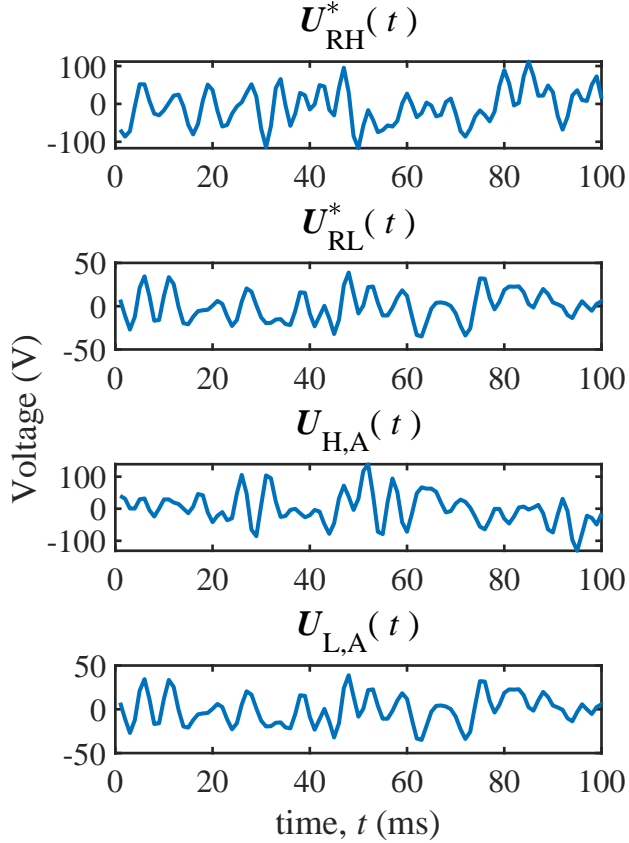


Figure 11: Eve has calculated the hypothetical $U_{RH}^*(t)$ and $U_{RL}^*(t)$ (see (8)) and she has her waveforms for $U_{H,A}(t)$ and $U_{L,A}(t)$. $U_{RL}^*(t)$ matches $U_{L,A}(t)$ thus Alice has connected R_L .

can calculate R_B . In this particular case, from the mean-square voltage Eve will learn that the actual situation is LH thus Bob has chosen R_H because Alice has R_L .

IV Conclusion

Secure key exchange protocols utilize random numbers, and compromised random numbers lead to information leak. So far, it had been unknown how Eve can utilize compromised random number generators to attack the KLJN protocol. To demonstrate how compromised RNGs can be utilized by Eve, we have introduced two simple attacks on the KLJN scheme.

We showed that if Eve knows the seed of both Alice's and Bob's RNGs, that is, when she exactly knows the random numbers, she can crack the bit exchange even if her measurements have only one bit of resolution. The situation is similar to string verification in the noise-based logic systems. The cracking of the exchanged bit is exponentially fast; Eve can extract the bit within a fraction of the bit exchange period, thus Eve will learn the exchanged bit faster than Alice and Bob who know only their own random numbers.

We have also shown that if Eve knows the seed of only Alice's RNG, she can still crack the secure bit, however she is required to utilize the whole bit exchange period.

It is important to note that:

- This demonstration was done assuming an ideal KLJN scheme. Future work would involve a practical implementation with a cable simulator and related delays and transients.
- A deterministic knowledge of the random number(s) by Eve is a strong security vulnerability, however it is an illustrative way how such attacks can be developed;
- Open problems are new attack schemes where Eve's knowledge of the RNGs is only statistical.

References

- [1] Y. Liang, H.V. Poor, S. Shamai, Information theoretic security. Foundations Trends Commun. Inform. Theory 5 (2008) 355580.
- [2] C.E. Shannon, Communication theory of secrecy systems, Bell Systems Technical Journal 28 (1949) 656715.
- [3] H.P Yuen, Security of Quantum Key Distribution, IEEE Access 4 (2016) 7403842.
- [4] L.B. Kish, The Kish Cypher: The Story of KLJN for Unconditional Security, New Jersey: World Scientific, (2017).
- [5] L. B. Kish, "Totally secure classical communication utilizing Johnson (-like) noise and Kirchhoff's law, Physics Letters A, 352 (2006) 178-182.
- [6] A. Cho, "simple noise may stymie spies without quantum weirdness, Science, 309 (2005) 2148-2148.
- [7] L.B. Kish and C.G. Granqvist, "On the security of the Kirchhoff-lawJohnson-noise (KLJN) communicator, Quantum Information Processing, 13 (2014) (10), 2213-2219.
- [8] L. B. Kish, "Enhanced secure key exchange systems based on the Johnson-noise scheme, Metrology and Measurement Systems, 20 (2013) 191-204.
- [9] L. B. Kish and T. Horvath, "Notes on recent approaches concerning the Kirchhoff-lawJohnson-noise based secure key exchange, Physics Letters A, 373 (2009) 2858-2868.
- [10] G. Vadai, R. Mingesz, and Z. Gingl, "Generalized Kirchhoff-law-Johnson-noise (KLJN) secure key exchange system using arbitrary resistors, Scientific reports, 5 (2015) 13653.
- [11] L. B. Kish and C. G. Granqvist, "Random-resistor-random-temperature Kirchhoff-law-Johnson-noise(RRRT - KLJN) key exchange, Metrology and Measurement Systems, 23 (2016) 3-11.
- [12] J. Smulko, "Performance analysis of the intelligentKirchhoffs-lawJohnson-noise secure key exchange,Fluctuations and Noise Letters 13 (2014)1450024.
- [13] Mingesz, R., Gingl, Z., Kish, L.B.: "Johnson(-like)-noise-Kirchhoff-loop based secure classical communicator characteristics, for ranges of two to two thousand kilometers, via model-line. Phys. Lett. A 372, 978984 (2008)
- [14] Mingesz, R., Kish, L.B., Gingl, Z., Granqvist, C.G., Wen, H., Peper, F., Eubanks T., Schmera, G.: "Unconditional security by the laws of classical physics. Metrol. Meas. Syst. XX (2013) 316. (open access) DOI: 10.2478/mms-2013-0001
- [15] Horvath, T., Kish, L.B., Scheuer, J.: "Effective privacy amplification for secure classical communications. EPL 94, 28002 (2011)

- [16] Y. Saez, L.B. Kish, “Errors and their mitigation at the Kirchhoff-law-Johnson-noise secure key exchange”, PLoS ONE 8 (2013) e81103. DOI:10.1371/journal.pone.0081103; open access: <http://www.plosone.org/article/info%3Adoi%2F10.1371%2Fjournal.pone.0081103> .
- [17] R. Mingesz, G. Vadai and Z. Gingl, “What kind of noise guarantees security for the Kirchhoff-Loop-Johnson-Noise key exchange? Fluct. Noise Lett. 13(3) (2014) 1450021, DOI:10.1142/S0219477514500217.
- [18] Y. Saez, L.B. Kish, R. Mingesz, Z. Gingl, C.G. Granqvist, “Current and voltage based bit errors and their combined mitigation for the Kirchhoff-law-Johnson-noise secure key exchange”, Journal of Computational Electronics 13 (2014) 271277.
- [19] Y. Saez, L.B. Kish, R. Mingesz, Z. Gingl, C.G. Granqvist, “Bit errors in the Kirchhoff-law-Johnson-noise secure key exchange”, International Journal of Modern Physics: Conference Series 33 (2014) 1460367
- [20] Z. Gingl and R. Mingesz, “Noise properties in the ideal Kirchhoff-Law-Johnson-Noise secure communication system, PLoS ONE 9(4) (2014) e96109.
- [21] P.L. Liu, “A key agreement protocol using band-limited random signals and feedback,” IEEE J. of Lightwave Tech., 27 pp. 5230-5234 (2009)
- [22] L. B. Kish, R. Mingesz, “Totally secure classical networks with multipoint telecloning (teleportation) of classical bits through loops with Johnson-like noise, Fluct. Noise Lett. 6 (2006) C9C21.
- [23] L.B. Kish, “Methods of using existing wire lines (power lines, phone lines, internet lines) for totally secure classical communication utilizing Kirchoff’s Law and Johnson-like noise, (2006), <https://arxiv.org/abs/physics/0610014> .
- [24] L. B. Kish and F. Peper, “Information networks secured by the laws of physics, IEICE Trans. Fund. Commun. Electron. Inform. Syst. E95B5 (2012) 1501 1507.
- [25] E. Gonzalez, L.B. Kish, R.S. Balog, P. Enjeti, “Information theoretically secure, enhanced Johnson noise based key distribution over the smart grid with switched filters, PloS One, 8 (2013) e70206.
- [26] E. Gonzalez, L.B. Kish, R. Balog, “Encryption Key Distribution System and Method”, U.S. Patent # US9270448B2 (granted 2/2016), <https://patents.google.com/patent/US9270448B2>
- [27] E. Gonzalez, R. Balog, R. Mingesz, L.B. Kish, “Unconditionally security for the smart power grids and star networks”, 23rd International Conference on Noise and Fluctuations (ICNF 2015), Xian, China, June 2-5, 2015. DOI: 10.1109/ICNF.2015.7288626
- [28] E. Gonzalez, R. S. Balog , L. B. Kish, “Resource requirements and speed versus geometry of unconditionally secure physical key exchanges, Entropy 17(4) (2015) 20102014, DOI:10.3390/e17042010.
- [29] E. Gonzalez, L.B. Kish, “Key Exchange Trust Evaluation in Peer-to-Peer Sensor Networks With Unconditionally Secure Key Exchange”, Fluctuation and Noise Letters 15 (2016) 1650008.
- [30] L.B. Kish and O. Saidi, “Unconditionally secure computers, algorithms and hardware, such as memories, processors, keyboards, flash and hard drives, Fluct. Noise Lett. 8 (2008) L95L98.
- [31] L.B. Kish, K. Entesari, C.-G. Granqvist, C. Kwan, “Unconditionally secure credit/debit card chip scheme and physical unclonable function, Fluctuation and Noise Letters, 16 (2017) 1750002.
- [32] L.B. Kish, C. Kwan, “Physical unclonable function hardware keys utilizing Kirchhoff-law-Johnson noise secure key exchange and noise-based logic, Fluctuation and Noise Letters, 12(2013) 1350018.
- [33] Y. Saez, X. Cao, L.B. Kish, G. Pesti, “Securing vehicle communication systems by the KLJN key exchange protocol, Fluctuation and Noise Letters, 13(2014) 1450020.
- [34] X. Cao, Y. Saez, G. Pesti, L.B. Kish, “On KLJN-based secure key distribution in vehicular communication networks, Fluctuation and Noise Letters, 14(2015) 1550008.
- [35] L.B. Kish and C. G. Granqvist, “Enhanced usage of keys obtained by physical, unconditionally secure distributions, Fluct. Noise Lett. 14 (2015) 1550007, DOI:10.1142/S0219477515500078.
- [36] P.L. Liu, “A Complete Circuit Model for the Key Distribution System Using Resistors and Noise Sources, Fluctuation and Noise Letters 19 (2020) 2050012.
- [37] M.Y. Melhem and L.B. Kish, “Generalized DC loop current attack against the KLJN secure key exchange scheme, Metrology and Measurement Systems 26 (2019) 607-616, <http://journals.pan.pl/dlibra/publication/130571/edition/114024/content>
- [38] M.Y. Melhem and L. B. Kish, “A static-loop-current attack against the Kirchhoff-law-Johnson-noise (KLJN) secure key exchange system, Applied Sciences 9 (2019) 666.
- [39] M.Y. Melhem, L. B. Kish, “The problem of information leak due to parasitic loop currents and voltages in the KLJN secure key exchange scheme, Metrology and Measurement Systems 26 (2019) 3740.

- [40] P.L. Liu, “Re-Examination of the Cable Capacitance in the Key Distribution System Using Resistors and Noise Sources, *Fluctuation and Noise Letters* 16, 1750025 (2017).
- [41] H.-P. Chen, M. Mohammad, and L. B. Kish, “Current injection attack against the KLJN secure key exchange, *Metrology and Measurement Systems*, 23 (2016) 173-181.
- [42] G.Vadai, Z. Gingl, and R. Mingesz, “Generalized attack protection in the Kirchhoff-law-Johnson-noise key exchanger, *IEEE Access*, 4 (2016) 1141-1147.
- [43] H.-P. Chen, E. Gonzalez, Y. Saez, and L. B. Kish, “Cable capacitance attack against the KLJN secure key exchange, *Information*, 6 (2015) 719-732.
- [44] L. B. Kish and C.-G. Granqvist, “Elimination of a second-law-attack, and all cable-resistance-based attacks, in the Kirchhoff-law-Johnson-noise (KLJN) secure key exchange system, *Entropy*, 16 (2014) 5223-5231.
- [45] L. B. Kish and J. Scheuer, “Noise in the wire: the real impact of wire resistance for the Johnson (-like) noise based secure communicator, *Physics Letters A*, 374 (2010) 2140-2142.
- [46] F. Hao, “Kish’s key exchange scheme is insecure, *IEE Proceedings-Information Security*, 153 (2006) 141-142.
- [47] L. B. Kish, Response to Feng Hao’s paper “Kish’s key exchange scheme is insecure, *Fluctuation and Noise Letters*, 6 (2006) C37-C41.
- [48] L. B. Kish, “Protection against the man-in-the-middle-attack for the Kirchhoff-loop-Johnson (-like)-Noise Cipher and Expansion by Voltage-Based Security, *Fluctuation and Noise Letters*, 6 (2006) L57-L63.
- [49] L.J. Gunn, A. Allison, and D. Abbott, “A new transient attack on the Kish key distribution system, *IEEE Access* 3 (2015) 1640-1648.
- [50] L. B. Kish and C. G. Granqvist, “Comments on “A new transient attack on the Kish key distribution system, *Metrology and Measurement Systems* 23 (2015) 321-331.
- [51] L.J. Gunn, A. Allison, D. Abbott, “A directional wave measurement attack against the Kish key distribution system, *Scientific Reports* 4 (2014) 6461.
- [52] H.-P. Chen, L. B. Kish, and C. G. Granqvist, “On the “Cracking Scheme in the Paper “a Directional Coupler attack against the Kish key distribution system by Gunn, Allison and Abbott, *Metrology and Measurement Systems*, 21 (2014) 389-400.
doi: 10.2478/mms- 2014-0033.
- [53] H.-P. Chen, L. B. Kish, C.-G. Granqvist, and G. Schmera, “Do electromagnetic waves exist in a short cable at low frequencies? What does physics say?, *Fluctuation and Noise Letters*, 13 (2014) 1450016.
- [54] L. B. Kish, Z. Gingl, R. Mingesz, G. Vadai, J. Smulko, and C.-G. Granqvist, “Analysis of an Attenuator artifact in an experimental attack by GunnAllisonAbbott against the Kirchhoff-lawJohnson-noise (KLJN) secure key exchange system, *Fluctuation and Noise Letters*, 14 (2015) 1550011.
- [55] L. B. Kish, D. Abbott, and C. G. Granqvist, “Critical analysis of the BennettRiedel attack on secure cryptographic key distributions via the Kirchhoff-lawJohnson-noise scheme, *PloS One*, 8 (2013) e81810.
- [56] H. P. Yuen, “Essential elements lacking in security proofs for quantum key distribution, *Proc. SPIE* 8899 (2013) 88990J88990J-13, DOI:10.1117/12.2032082.
- [57] Yuen, H.P.: “Essential lack of security proof in quantum key distribution. *arXiv:1310.0842* (2013).
- [58] Hirota, O.: “Incompleteness and Limit of Quantum Key Distribution Theory. *arXiv:1208.2106* (2012).
- [59] S. Sajeed, A. Huang, S. Sun, F. Xu, V. Makarov, and M. Curty, “Insecurity of detector-device-independent quantum key distribution, *Phys. Rev. Lett.* 117, 250505 (2016).
- [60] N. Jain, E. Anisimova, I. Khan, V. Makarov, C. Marquardt and G. Leuchs, “Trojan-horse attacks threaten the security of practical quantum cryptography, *New J. Phys.* 16 (2014) 123030. DOI:10.1088/1367-2630/16/12/123030.
- [61] Gerhardt, I., Liu, Q., Lamas-Linares, A., Skaar, J., Kurtsiefer, C., Makarov V.: “Full-field implementation of a perfect eavesdropper on a quantum cryptography system. *Nature Commun.*, 2, 349 (2012)
- [62] L. Lydersen, C. Wiechers, C. Wittmann, D. Elser, J. Skaar and V. Makarov, “Hacking commercial quantum cryptography systems by tailored bright illumination, *Nature Photon.* 4 (2010) 686689, DOI:10.1038/nphoton.2010.214.
- [63] I. Gerhardt, Q. Liu, A. Lamas-Linares, J. Skaar, V. Scarani, V. Makarov and C. Kurt-siefer, “Experimentally faking the violation of Bells inequalities, *Phys. Rev. Lett.* 107 (2011) 170404, DOI: 10.1103/PhysRevLett.107.170404.
- [64] V. Makarov and J. Skaar, “Fakes states attack using detector efficiency mismatch on SARG04, phase-time, DPSK, and Ekert protocols, *Quant. Inform. Comput.* 8 (2008) 622635.
- [65] C. Wiechers, L. Lydersen, C. Wittmann, D. Elser, J. Skaar, C. Marquardt, V. Makarov and G. Leuchs, “After-gate attack on a quantum cryptosystem, *New J. Phys.* 13 (2011) 013043, DOI:10.1088/1367-2630/13/1/013043.

- [66] L. Lydersen, C. Wiechers, C. Wittmann, D. Elser, J. Skaar and V. Makarov, “Thermal blinding of gated detectors in quantum cryptography, *Opt. Express* 18(26) (2010) 2793827954, DOI:10.1364/oe.18.027938.
- [67] N. Jain, C. Wittmann, L. Lydersen, C. Wiechers, D. Elser, C. Marquardt, V. Makarov and G. Leuchs, “Device calibration impacts security of quantum key distribution, *Phys. Rev. Lett.* 107 (2011) 110501, DOI:10.1103/PhysRevLett.107.11051.
- [68] L. Lydersen, J. Skaar and V. Makarov, “Tailored bright illumination attack on distributed-phase-reference protocols, *J. Mod. Opt.* 58 (2011) 680685, DOI:10.1080/09500340.2011.565889.
- [69] L. Lydersen, M. K. Akhlaghi, A. H. Majedi, J. Skaar and V. Makarov, “Controlling a superconducting nanowire single-photon detector using tailored bright illumination, *New J. Phys.* 13 (2011) 113042, DOI:10.1088/1367-2630/13/11/.
- [70] L. Lydersen, V. Makarov and J. Skaar, Comment on “Resilience of gated avalanche photodiodes against bright illumination attacks in quantum cryptography, *Appl. Phys. Lett.* 98 (2011) 231104, DOI:10.1063/1.3658806.
- [71] P. Chaiwongkhot, K.B. Kuntz, Y. Zhang, A. Huang, J.P. Bourgoin, S. Sajeed, N. Ltkenhaus, T. Jennewein, V. Makarov, “Eavesdropper’s ability to attack a free-space quantum-key-distribution receiver in atmospheric turbulence, *Physical Review A* 99 (2019), 062315.
- [72] G. Gras, N. Sultana, A. Huang, T. Jennewein, F. Bussières, V. Makarov, and H. Zbinden, “Optical control of single-photon negative-feedback avalanche diode detector, *J. Appl. Phys.* 127, 094502 (2020).
- [73] A. Huang, R. Li, V. Egorov, S. Tchouragoulov, K. Kumar, and V. Makarov, “Laser-damage attack against optical attenuators in quantum key distribution, *Phys. Rev. Appl.* 13, 034017 (2020).
- [74] A. Huang, . Navarrete, S.-H. Sun, P. Chaiwongkhot, M. Curty, and V. Makarov, “Laser-seeding attack in quantum key distribution, *Phys. Rev. Appl.* 12, 064043 (2019).
- [75] V. Chistiakov, A. Huang, V. Egorov, and V. Makarov, “Controlling single-photon detector ID210 with bright light, *Opt. Express* 27, 32253 (2019).
- [76] P. Chaiwongkhot, K. B. Kuntz, Y. Zhang, A. Huang, J.-P. Bourgoin, S. Sajeed, N. Ltkenhaus, T. Jennewein, and V. Makarov, “Eavesdroppers ability to attack a free-space quantum-key-distribution receiver in atmospheric turbulence, *Phys. Rev. A* 99, 062315 (2019).
- [77] A. Fedorov, I. Gerhardt, A. Huang, J. Jogenfors, Y. Kurochkin, A. Lamas-Linares, J.-. Larsson, G. Leuchs, L. Lydersen, V. Makarov, and J. Skaar, Comment on “Inherent security of phase coding quantum key distribution systems against detector blinding attacks” (2018 *Laser Phys. Lett.* 15 095203), *Laser Phys. Lett.* 16, 019401 (2019).
- [78] A. Huang, S. Barz, E. Andersson, and V. Makarov, “Implementation vulnerabilities in general quantum cryptography, *New J. Phys.* 20, 103016 (2018).
- [79] P.V.P. Pinheiro, P. Chaiwongkhot, S. Sajeed, R. T. Horn, J.-P. Bourgoin, T. Jennewein, N. Ltkenhaus, and V. Makarov, “Eavesdropping and countermeasures for backflash side channel in quantum cryptography, *Opt. Express* 26, 21020 (2018).
- [80] A. Huang, S.-H. Sun, Z. Liu, and V. Makarov, “Quantum key distribution with distinguishable decoy states, *Phys. Rev. A* 98, 012330 (2018).
- [81] H. Qin, R. Kumar, V. Makarov, and R. Allaume, “Homodyne-detector-blinding attack in continuous-variable quantum key distribution, *Phys. Rev. A* 98, 012312 (2018).
- [82] S. Sajeed, C. Minshull, N. Jain, and V. Makarov, “Invisible Trojan-horse attack, *Sci. Rep.* 7, 8403 (2017).
- [83] P. Chaiwongkhot, S. Sajeed, L. Lydersen, and V. Makarov, Finite-key-size effect in commercial plug-and-play QKD system, *Quantum Sci. Technol.* 2, 044003 (2017).
- [84] A. Huang, S. Sajeed, P. Chaiwongkhot, M. Soucarros, M. Legr, and V. Makarov, “Testing random-detector-efficiency countermeasure in a commercial system reveals a breakable unrealistic assumption, *IEEE J. Quantum Electron.* 52, 8000211 (2016).
- [85] V. Makarov, J.-P. Bourgoin, P. Chaiwongkhot, M. Gagn, T. Jennewein, S. Kaiser, R. Kashyap, M. Legr, C. Minshull, and S. Sajeed, “Creation of backdoors in quantum communications via laser damage, *Phys. Rev. A* 94, 030302 (2016).
- [86] S. Sajeed, P. Chaiwongkhot, J.-P. Bourgoin, T. Jennewein, N. Ltkenhaus, and V. Makarov, “Security loophole in free-space quantum key distribution due to spatial-mode detector-efficiency mismatch, *Phys. Rev. A* 91, 062301 (2015).
- [87] S. Sajeed, I. Radchenko, S. Kaiser, J.-P. Bourgoin, A. Pappa, L. Monat, M. Legr, and V. Makarov, “Attacks exploiting deviation of mean photon number in quantum key distribution and coin tossing, *Phys. Rev. A* 91, 032326 (2015).

- [88] N. Jain, B. Stiller, I. Khan, V. Makarov, Ch. Marquardt, and G. Leuchs, “Risk analysis of Trojan-horse attacks on practical quantum key distribution systems, *IEEE J. Sel. Top. Quantum Electron.* 21, 6600710 (2015).
- [89] N. Jain, E. Anisimova, I. Khan, V. Makarov, Ch. Marquardt, and G. Leuchs, “Trojan-horse attacks threaten the security of practical quantum cryptography, *New J. Phys.* 16, 123030 (2014).
- [90] M. G. Tanner, V. Makarov, and R. H. Hadfield, “Optimised quantum hacking of superconducting nanowire single-photon detectors, *Opt. Express* 22, 6734 (2014).
- [91] A. N. Bugge, S. Sauge, A. M. M. Ghazali, J. Skaar, L. Lydersen, and V. Makarov, “Laser damage helps the eavesdropper in quantum cryptography, *Phys. Rev. Lett.* 112, 070503 (2014).
- [92] Q. Liu, A. Lamas-Linares, C. Kurtsiefer, J. Skaar, V. Makarov, and I. Gerhardt, “A universal setup for active control of a single-photon detector, *Rev. Sci. Instrum.* 85, 013108 (2014).
- [93] R. Halprin and M. Naor. “Games for extracting randomness”, *Proceedings of the 5th Symposium on Usable Privacy and Security (SOUPS 09)*. Association for Computing Machinery, New York, NY, USA, Article 12 (2009), 112. DOI:<https://doi.org/10.1145/1572532.1572548>
- [94] J. Kelsey, B. Schneier, D. Wagner, and C. Hall. “Cryptanalytic Attacks on Pseudorandom Number Generators”. *Fast Software Encryption, Fifth International Workshop Proceedings*. Springer-Verlag. (1998) pp. 168188.
- [95] I. Goldberg and D. Wagner. ”Randomness and Netscape Browser”. *Dr. Dobb’s Journal*. (1996)
- [96] L. Dorrendorf, Z. Gutterman, and B. Pinkas. “Cryptanalysis of the windows random number generator.” (2007). 476-485. 10.1145/1315245.1315304.
- [97] E. Barker and J. Kelsey “Recommendation for Random Number Generation Using Deterministic Random Bit Generators” NIST. (2012)
- [98] K. Nohl, D. Evans, S. Starbug, and H. Plötz. “Reverse-engineering a cryptographic RFID tag”. *SS’08 Proceedings of the 17th conference on Security symposium. SS’08. USENIX*. (2008) pp. 185193.
- [99] L. Kish, S. Khatri, and T. Horvath. “Computation using noise-based logic: efficient string verification over a slow communication channel”. *Eur. Phys. J. B* 79, 8590 (2011). <https://doi.org/10.1140/epjb/e2010-10399-x>