

# Catalogue of central stars of planetary nebulae

## Expanded edition

Weidmann, W. A.<sup>1,2</sup>, Mari, M. B.<sup>4</sup>, Schmidt, E. O.<sup>3</sup>, Gaspar, G.<sup>1,2</sup>, Miller Bertolami, M. M.<sup>5,6</sup>, Oio, G. A.<sup>3</sup>,  
Gutiérrez-Soto, L. A.<sup>4</sup> Volpe M. G.<sup>3</sup>, Gamen, R.<sup>5,6</sup>, Mast, D.<sup>1,2</sup>

<sup>1</sup> Observatorio Astronómico de Córdoba. Universidad Nacional de Córdoba. Laprida 854, Córdoba, Argentina  
e-mail: walter.weidmann@unc.edu.ar

<sup>2</sup> Consejo de Investigaciones Científicas y Técnicas de la República Argentina, Argentina

<sup>3</sup> Instituto de Astronomía Teórica y Experimental. CONICET-UNC, Córdoba. Laprida 854, Córdoba, Argentina.

<sup>4</sup> Observatório do Valongo, Universidade Federal do Rio de Janeiro, Ladeira Pedro Antonio 43, 20080-090 Rio de Janeiro, Brazil

<sup>5</sup> Instituto de Astrofísica de La Plata, CONICET-UNLP, Buenos Aires, Argentina Paseo del Bosque s/n, FWA, B1900 La Plata, Buenos Aires, Argentina

<sup>6</sup> Facultad de Ciencias Astronómicas y Geofísicas, UNLP, Buenos Aires, Argentina Paseo del Bosque s/n, FWA, B1900 La Plata, Buenos Aires, Argentina

May 22, 2020

### ABSTRACT

Planetary nebulae represent a potential late stage of stellar evolution, however the central stars (CSPNe) are relatively faint and therefore pertinent information is merely available for <20% of the Galactic sample. Consequently, the literature was surveyed to construct a new catalogue of 620 CSPNe featuring important spectral classifications and information. The catalogue supersedes the existing iteration by 25%, and includes physical parameters such as luminosity, surface gravity, temperature, magnitude estimates, and references for published spectra. The marked statistical improvement enabled the following pertinent conclusions to be determined: the H-rich/H-poor ratio is 2:1, there is a deficiency of CSPNe with types [WC 5-6], and nearly 80% of binary central stars belong to the H-rich group. The last finding suggests that evolutionary scenarios leading to the formation of binary central stars interfere with the conditions required for the formation of H-poor CSPN. Approximately 50% of the sample with derived values of  $\log L$ ,  $\log T_{\text{eff}}$ , and  $\log g$ , exhibit masses and ages consistent with single stellar evolutionary models. The implication is that single stars are indeed able to form planetary nebulae. Moreover, it is shown that H-poor CSPNe are formed by higher mass progenitors. The catalogue is available through the Vizier database.

**Key words.** catalogs – planetary nebulae: general – stars: evolution

## 1. Introduction

Catalogues are an important tool in astrophysics. Numerous are the works in which the catalogues have helped researchers in the past. For example, Majaess et al. (2007) looked for a link between planetary nebulae (PNe) an open cluster, which led in part to the discovery of PN PHR 1315–6555 in the cluster Andrews-Lindsay 1 and a 4% distance solution (Majaess et al. 2014). Miszalski et al. (2009a) discovered 21 periodic binaries at the center of planetary nebulae by cross-matching PNe and OGLE microlensing survey catalogues. They also established that the close binary fraction was 10-20% in a independent sample of binary PNe and, in a follow up work (Miszalski et al. 2009b), they concluded that a fraction of at least 60% of post-common-envelope PNe are bipolar nebulae. Thus changing the fact that NGC 2346 being the only post-common-envelope canonical bipolar. More recently, Stanghellini et al. (2020) matched the astrometry of PNe with DR2 Gaia parallaxes, thus providing the parallax to 430 objects. Using these parallaxes they located the CS of the PNe and, together with effective temperatures and magnitudes from the literature, determined their masses. The catalogues were the starting points for some important determinations.

Regarding the central star of planetary nebulae (CSPNe), a complete catalogue but with limited information is Weidmann & Gamen (2011b). It has proven to be a useful tool for the astronomical community. But as during the last nine years there has been an increase in the number of CSPNe with new determined spectral types (or improved through better quality/resolution spectra as Weidmann et al. 2018), an upgrade of that catalogue becomes necessary. In addition, during these years many new developments have been published concerning the CSPNe. There are spectral types that no longer apply, for example the wels (Weidmann et al. 2015). Moreover, several [WN] stars could be confirmed, i.e. IC 4663 (Miszalski et al. 2012b), A 48, and probably at PB 8 (Todt et al. 2010). Also NGC 5189, a binary system whose primary star is of the [WR] type (Manick et al. 2015). With regard to the multiplicity of the CSPNe, it was possible to identify a triple system at the nucleus of the planetary nebula NGC 246 (Adam & Mugrauer 2014). This situation, which is speculated to be common, might happen in LoTr 5 and SuWt 2.

A catalogue would allow statistical analysis and provide observational limits to evolutionary models, such as the progenitor's mass of PNe. Although the range of masses of the progenitor star which would result in a PN is frequently es-

timated to be between 1-8  $M_{\odot}$ , the observational evidence in support of this point is limited. Nevertheless, the confirmation of a PN associated to an open cluster, has a direct implication on the upper limit on the progenitor's mass. Fragkou et al. (2019a) and Fragkou et al. (2019b) have proved that the PNe PHR 1315–6555 and BMP J1613–5406 are physically linked to an open cluster. Consequently we have, for the first time, observational evidence that the upper limit of the initial stellar mass for the formation of a PN can be as high as  $M_{*} \lesssim 5.0 M_{\odot}$ . Another important step forward in the study of the formation of PNe came from the study of Hen 2–428, whose central star was found by Santander-García et al. (2015) to be composed of a double-degenerate core with a combined mass above the Chandrasekhar limit. Although later studies have put such high mass into question, favouring a much lower mass for the central stars (e.g. García-Berro et al. 2016; Reindl et al. 2018). Specifically, the detailed analysis of Reindl et al. (2020) indicates that the system might be composed of a 0.66  $M_{\odot}$  post-AGB and a reheated 0.42  $M_{\odot}$  post-RGB star. The study of this peculiar object will certainly shed light on the formation process of PNe through common envelope events.

To establish an evolutionary sequence involving the spectral types of the CSPNe was not a simple task, and certainly, we still have a lot to learn about this topic. Proof of this is the case of Hen 3–1357. Reindl et al. (2017) observed that the CSPN of this object is evolving quickly, changing from B-type ( $T_{\text{eff}} \sim 21$  kK) object in 1971 to a  $T_{\text{eff}} \sim 60$  kK peak in 2002. Since then it seems to be cooling and expanding back to the AGB at a rate of  $770 \pm 580$  K yr<sup>-1</sup>, similar to that of FG Sge (350 K yr<sup>-1</sup> Jeffery & Schönberner 2006) and providing further evidence of the existence of late helium flashes in the post-AGB evolution.

In summary, in the last years a series of extreme phenomena has been found in PNe that increase the complexity of these objects. Undoubtedly, the less understood stage of stellar evolution for low and intermediate mass stars is precisely the last one, i.e. from post-AGB to pre-WD. This is the main motivation to update and expand the catalogue of CSPNe. Thus, in this work we present a new catalogue of spectral types of CSPNe which supersedes the Weidmann & Gamen (2011b).

This paper is structured as follows: In Section 2 we present a summary of the different spectral types of CSPNe. An evolutionary sequence is described in Section 3. We detail the main body of the catalogue in Section 4. Results are presented in Section 5, while in Section 6 there is a summary of this work and we lay our conclusions. Finally, in the Appendix we focus on peculiar CSPNe.

## 2. Review of spectral classification

It is well known that the CSPNe are divided into two large groups. Those that present hydrogen absorption lines (H-rich) and those that do not (H-poor). One of the pioneering work in compiling CSPNe spectral information was Aller (1975). He reported the following types: O-type, WC, OVI (currently called [WO]), Of + WR, sdO and continuum.

There are few spectral types that are specific of CSPNe i.e. O(C), [WC]-PG 1159, and Of-WR(H). For the [WR], O and Of-type, the classification criteria for massive WC stars (or massive O-type stars) is used. Implementing an appropriate criteria for CSPNe requires a large number of good quality spectra.

It is appropriate to point out that this is a qualitative classification system in which the unknown stellar spectrum is compared with a grid of standard stars. In this sense, Dreizler (1999)

and Napiwotzki (1998) present a collection of spectra of different spectral types of evolved objects which represents a useful tool. In Table 1 we mention some key lines of each spectral type. Nevertheless, these do not replace the proper classification criteria of every type. Below we present a guide, with bibliographic references, that describes the spectrum (in the optical range) of each type of object mentioned in our catalogue.

- [WR] (subtype [WN], [WC] and [WO]): Crowther et al. (1998), Acker & Neiner (2003) and Miszalski et al. (2012b). The spectral type VL was implemented by Górny et al. (2009), which is in fact consistent with a late [WC].
- O(H): Although these objects follow the classification criteria for massive O-type stars, in Weidmann et al. (2018) some characteristics of the O-type stars that are CSPNe are described. In this type of stars it is possible to improve the spectral classification with qualifiers (Sota et al. 2011, 2014; Maíz Apellániz et al. 2016). Based on the ions identified in the spectrum, the CSPNe could be classified as O(H), O or H-rich (Weidmann et al. 2018).
- Of(H): This includes the O-type stars with emission lines. Historically, there was a distinction between the O-type and Of-type stars. Nevertheless, not all O-type star with emission lines are in fact an Of-type. To clarify this see Mendez et al. (1990); Smith & Aller (1969). In Sota et al. (2011) these objects are indicated with the qualifiers: f, f\*, fc and f+.
- O(C): This type of star appears only in one member, i.e. K 3–67. Previously, Lo 4, wray 17–1, and IsWe 1 were included in this spectral type (Mendez 1991). Nowadays, these last three objects were reclassified as PG 1159.
- O(He): Reindl et al. (2014b), Rauch et al. (2008), Rauch et al. (2006) and Rauch et al. (1998).
- Of–WR(H): Mendez et al. (1990) and Mendez (1991).
- WD (subtype DA, DAO and DO): Napiwotzki (1999), McCook & Sion (1987), and McCook & Sion (1999).
- hgO(H): The classification hgO(H) was used exclusively for CSPNe (Mendez et al. 1986), these objects are essentially evolved objects like sdO or WD stars. For example Sh 2–68 have three classifications i.e. hgO(H), WD, and PG 1159 (Napiwotzki & Schoenberner 1995).
- sdO, sdB: Jeffery et al. (1997) and Ahumada et al. (2019).
- PG 1159 (subtype A, E and Ig E): Werner (1992), Dreizler & Heber (1998) and Hügelmeier et al. (2005).
- [WC]-PG 1159: Previously called Of-WR(C) (Mendez 1991). There are only two objects with this spectral type, A 30 and A 78.
- hybrid: Dreizler et al. (1996) and Napiwotzki (1999).
- symbiotic star (SySt): This is not strictly a spectral type (see Appendix A).
- B[e]: Oudmaijer & Miroshnichenko (2017) and Lamers et al. (1998).
- cont.: Weidmann et al. (2018). This is not strictly a spectral type. In general, objects with this designation are O-type stars.
- B2-M9: Objects later that a B1 does not have the required temperature to ionize the nebula. In this sense, objects classified with a late type are, in fact, candidates for binary systems whose hot component is hitherto undiscovered.
- wels: Classification implemented by Tylenda et al. (1993). This designation has been shown not to correspond to an independent spectral type. In general it contemplates hot O(H)-type stars (Weidmann et al. 2015).
- EL (Emission Line): Few objects in which the presence of emission lines of stellar origin have been reported. These objects do not always satisfy the wels criterion.

- Blue: The MASH catalogue identified CSPNe of some objects. Photometric observations indicate that these objects are blue. None of these objects have spectroscopic information.

### 3. Review of stellar evolution

The main parameter that defines the stellar evolution is the mass. It is commonly accepted that the mass range of a main sequence star that gives birth to a PN is  $1.0 M_{\odot} \lesssim M_{*} \lesssim 8.0 M_{\odot}$ . However, this mass range is not a strict limit.

Firstly, the minimum mass required to form a star is  $0.07 M_{\odot}$ , the hydrogen burning mass limit (Chabrier & Baraffe 2000). Therefore, stars with mass in the range between  $0.07 M_{\odot} \lesssim M_{*} \lesssim 1.0 M_{\odot}$  do not evolve to a PN. In fact, these stars did not have enough time to leave the main sequence (Miller Bertolami 2019). Saracino et al. (2016) estimated the globular cluster turn-off mass in about  $0.88 M_{\odot}$  for NGC 6624. In this sense, it should not have progenitor CSPN with masses lower than  $0.88 M_{\odot}$ .

A PN is obtained when the gas expelled in the AGB phase is ionized by the remaining object at its core. This requires a star with a certain minimum progenitor mass  $M_{\chi}$ . Objects with mass less than  $M_{\chi}$  will not result in a nebula. Observational data must be used to obtain  $M_{\chi}$ . Globular clusters are the oldest objects in the galaxy and the lifetime of a PN is about 20 000 years. Hence, if it is possible to determine the progenitor mass of a PN that is physically linked to a globular cluster, this will be a good estimation for  $M_{\chi}$ . Jacoby et al. (2017) showed that the progenitor mass of the PN JaFu 1 (planetary nebulae linked to the globular cluster Pal 6) is  $0.8 M_{\odot}$ .

On the other hand, finding observational evidence for the upper limit on the stellar mass, required to originate a PN, is not so straightforward. An option is to determine the mass of the progenitor star of a PN linked to an open cluster. Fragkou et al. (2019b) showed that the progenitor mass of the planetary nebula BMP J1613–5406 (object linked to the open cluster NGC 6067) is  $5 M_{\odot}$ .

Now, how is the evolutionary sequence for a main sequence star with mass between  $0.8 - 5.0 M_{\odot}$ ? Which is the spectral-type sequence it passes through? These questions still have no single answer. Iben (1991) developed a convincing theoretical model, but it does not contemplate the spectral types. Perhaps the sequence shown in Fig. 1 is the most classical picture (see, e.g., Leuenhagen & Hamann 1998; Zijlstra et al. 1994; Peña et al. 2001; Koesterke 2001; Werner & Herwig 2006). In addition, a more complex and complete (including several speculations) evolutionary path is presented by Danehkar (2014). The stellar post-AGB evolution divides into two major channels of H-rich and H-poor stars (Löbbling et al. 2019). However, other evolutionary pathways exist (see, e.g. Fig. 14 of Frew et al. 2014). Nevertheless, it is necessary to clarify that these sequences are valid only for a single star.

The CSPNe with spectral type sdO, B[e], O(He), [WN], hybrid and Of–WR(H) are not included in this classical evolutionary picture.

The origin of the sdO is yet not clear. Probably, this object comes from low mass progenitors (Reindl et al. 2014a), and could end up as a WD (Aller et al. 2013). Aller et al. (2015a) observed that the sample of PNe with a sdO nucleus are faint and can be found at relatively high Galactic latitudes, which would suggest they are in a moderate or evolved stage and evolving from low-mass progenitors. In the work of Heber (2009), several evolutionary paths are considered.

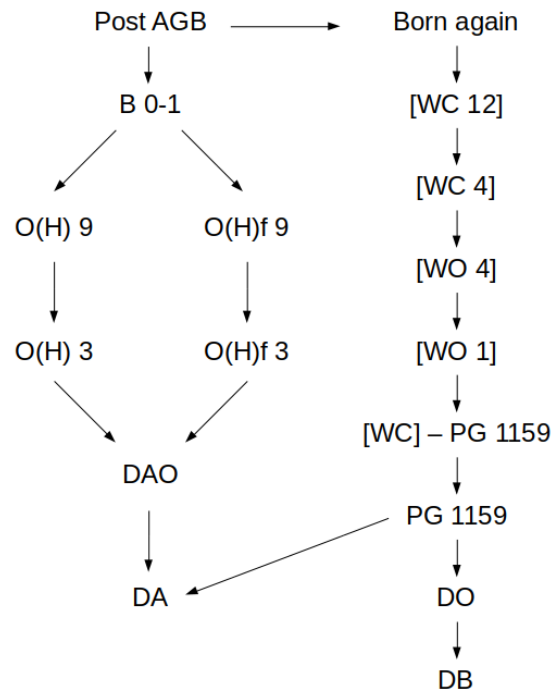


Fig. 1. An evolutionary sequence model, the classical picture.

The evolutionary state of B[e] CSPNe is unknown too. The nebulae that contain these stars are compact and with high-density. These nebulae are often classified as protoplanetary nebulae (PPNe) or young PNe (Clegg et al. 1989). These objects have stellar hydrogen emissions and are therefore considered to belong to the H-rich group. The O(He) stars are even more complicated, (see, e.g., Reindl et al. 2014b; Rauch et al. 1998) as they are speculated to have multiple possible evolutionary paths. One possible evolutionary path is Merger(CO WD + He WD) → RCrB → EHe → O(He) → DO (Reindl et al. 2014b). It is necessary to identify more objects of this type in order to clarify this point.

The same situation happens with the [WN] type. There are only three well-known objects, with an unclear evolutionary state. One possibility is that [WN] → O(He) (Todt et al. 2017).

The hybrid objects (or hybrid PG 1159-type) are strange objects (Löbbling et al. 2019). This type include four objects, being one of them not in the core of a PN. Dreizler et al. (1996) suggest two possibilities: [WC 12] → hybrid → PG 1159 or [WC 12] → hybrid → DAO.

Finally, the Of–WR(H) CSPNe belong to the H-rich group. There are not references regarding its evolutionary status. They may be binary objects.

### 4. The catalogue of CSPNe

This new version of the catalogue contains 620 galactic objects, representing an increase of 25% compared to the previous version. However, it is not only in the number of objects that the real impact of the new version lies. We also report many spectral type changes. For example, the core of He 2–47 that was previously classified as a [WC], has now been catalogued as an O(H)-type star based on newer, better quality spectra. Besides, new high-quality spectra made possible to improve and refine the previous classification, as is the case of Sa 1–8 (from OB type to O(H)4–8 III). In addition, some objects were rejected in the new version because we currently know that they are not PNe.

**Table 1.** Key optical lines to spectral classification of CSPNe. Upper panel represents narrow features, and lower, wide features. The ions are arranged by excitation potential. In the second column we propose a prototype with published spectrum.

Spectral classif.	Example	ion/wavelength [Å]											
		H I 4340	He I 4471	C III 4649	C III 5696	He II 4686	He II 5412	C IV 5806	C IV 4650	N V 4603	N V 4945	O VI 3822	O VI 5290
early O(H)	NGC 5307	A	A	-	-	A	A	E	-	A	-	E?	E
late O(H)	Cn 3-1	A	A	A	-	A	A	A	-	-	-	-	-
early Of(H)	M 1-53	A	A	E	-	E	A	E	-	A	-	?	E
late Of(H)	IC 4593	A	A	A	-	E	A	?	-	-	-	-	?
Of-WR(H)	NGC 6543	A	?	-	-	E <sup>1</sup>	E	E	-	E	-	-	E
O(He)	He 2-64	-	-	-	-	A	A	-	-	E	E	-	-
PG 1159	Jn 1	-	-	-	-	A	A	E	A	-	-	E	E
[WO]	NGC 2867	-	-	-	-	E	E	E	E	-	-	E	E
[WC]	NGC 40	-	-	E	E	E	E	E	-	-	-	-	-
[WN]	IC 4663	-	-	-	-	E	E	-	-	E	E	-	E
DA	DeHt 5	A	-	-	-	-	-	-	-	-	-	-	-
DAO	HDW 3	A	-	-	-	A	-	-	-	-	-	-	-
DO	KPD <sup>2</sup>	-	A	-	-	A	A	-	-	-	-	-	-

**Notes.**<sup>1</sup> Wide line. <sup>2</sup> KPD 0005+5106

This is the case, for example, of Sh 2-128 (Bohigas & Tapia 2003). Moreover, in this new version, we include physical parameters such as temperature, luminosity, and surface gravity, which were obtained from the available literature. On the other hand, we added the apparent magnitude (a key parameter for planning an observation), and a bibliography reference where the stellar spectrum is shown. This allows future researchers to re-evaluate the spectral classification or to obtain a better quality spectrum. In this sense, it is important to note that there are few spectra available in the literature, in particular of [WR]-type. Also, in general, the spectral classification of these objects has not been confronted with new observations. Crowther et al. (1998) and Acker & Neiner (2003) are perhaps the two most important works dealing with spectral classification of [WR]. Both works include important object samples however the published spectra do not allow to properly check the spectral classification. The catalogue is divided into two tables. The former with the spectral type and the second one with physical parameters. In the following sections, we describe each column of the two main tables.

**4.1. Table 1: spectral types**

- c1: The PN G designation, taken from SECGPN.
- c2: The flag indicates that the object could not be a PN.
- c3: The common name of the object, taken from SECGPN and MASH.
- c4-5: The equatorial coordinates (J2000.0). Frequently, it is not clear which is the CSPN either because the star is not at the geometric center of the nebula, due to the interaction with the ISM or because of the object lies in crowded star fields. For example the PN Sh 2-71 (Močnik et al. 2015) or K 4-37 (Miranda et al. 2017). The problem worsens when the PN has a large angular size, which may lead to incorrect identification of the CSPN (e.g. Szyszka et al. 2009; Kwitter et al. 1988). A couple of articles that may be useful in identifying the position of a central star are Kerber et al. (2003) and Chornay & Walton (2020).
- c6-9: Spectral classification (SpT) of the CSPNe and reference (t.w. means this work). We use the most current SpTs,

unless there is a large discrepancy. In that case, we include both classifications. All of them are described in Section 2. We maintain the notation given by different authors, in this context we keep the classification wels. Nevertheless, the spectrum can change in a short period of time. Bond (2014) showed that the CSPN of Lo 4 had a short-time mass loss episode, manifested by the appearance of new emission lines.

- c10: Reference of multiplicity, taken from the actual web of Dr. David Jones<sup>1</sup>. We do not included binaries detected by J or I-band excess.
- c11: Reference of the optical spectra.

**4.2. Table 2: physical parameters**

- c1: PN G designation. The first nine objects do not have PN G, then we use the *recono* number of Table 1.
- c2-3: Surface gravity ( $\log g$ , cm s<sup>-2</sup>) and reference. t.w. means this work. We computed  $\log g$  according to equation 17 of Zhang & Kwok (1993) with data take from Gesicki & Zijlstra (2007).
- c4: The method by which the temperature was determined. We prefer the effective temperature ( $T_{eff}$ ). Nevertheless, in the catalogue we include other temperatures, Zanstra temperatures  $T_Z(\text{He I})$  or  $T_Z(\text{He II})$  (Phillips 2003) or the photoionization (equivalent black-body) temperature (Gesicki et al. 2006). Hoare et al. (1995) show the different results obtained for CSPN temperature using different methods.
- c5-6: Temperature and reference. In the case of the H-rich group, it is possible to estimate the temperature inspecting the spectra and looking for He I absorption lines. The absence of these lines indicates that the central star is hotter than 70 k (Kepler et al. 2016).
- c7-8: Bolometric luminosity ( $\log(L_*/L_\odot)$ ) and reference (e.g. Zhang & Kwok 1993).
- c9-10: The apparent magnitude and reference. We indicate the band in which the magnitude is reported. When available, the visual magnitude was preferred. For those objects catalogued as photometric variables, we report an average

<sup>1</sup> <http://www.drdjones.net/bCSPN/>

magnitude. For binary systems, it is probable that the reported magnitude corresponds to the bright source, which is not necessary the ionizing source. Moreover, when the CSPN is binary, it is usual that it presents photometric variations.

The physical parameters that we report in the tables are the most up-to-date and post 1982. In addition, we include the uncertainty, only in cases where the original author published them. Nevertheless, there are objects that undergo a fast evolution of their physical parameters. For example He 3–1357 (Reindl et al. 2014a). In this sense, the physical parameters of the CSPN have importance from a statistical viewpoint.

### 4.3. Multiplicity vs. spectral type

CSPNe confirmed to be part of a binary system are described in Table 1 (column 10). It is known that many stars are binary, but in few cases it is possible to have the spectrum of the two stars separately. The criterion for describing the spectral type in these cases is  $SpT_1 + SpT_2$ . Where the first star is the brightest, not necessarily the ionizing star of the nebula. In the case in which the spectral type of a star is not known, it is indicated as  $SpT_1+?$ .

The fact that recently the number of CSPNe that are binary systems have been increased considerably, means that we have to rethink which component would be considered the CSPN. An appropriate response would be: the star of the binary system responsible for the ionization of the nebula. Nevertheless, it is possible that both stars of the binary system have enough temperature to ionize the nebula. This is the case of He 2–428, where the first star has  $T_{eff}=48\pm 7$  kK and the second star has  $T_{eff}=46\pm 7$  kK (Reindl et al. 2018).

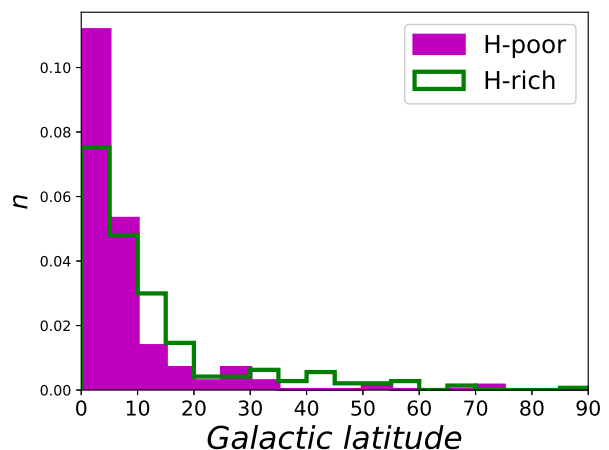
Two objects require clarification because there are no references reporting its binarity: i) Cn 1–1: there is evidence indicating that this object is a D'-type symbiotic star (Gutierrez-Moreno et al. 1995a). ii) PHR J0905–4753: in the MASH catalogue the central star is identified with a spectral type A8. If this is correct, then it is indeed a binary system.

## 5. Results

### 5.1. Dichotomy between H rich and poor CSPNe

We separate the CSPNe of our sample according to their atmospheric hydrogen abundance into H-rich and H-poor (see Table 2). The ratio H-rich/H-poor in the present catalogue is 2:1, which is greater than the one found by Weidmann & Gamen (2011b). Nevertheless, it is still far from the value determined by Mendez (1991). The large number of objects included in our present catalogue reinforce the idea that the H-poor population is larger than previously thought.

Applying the Kolmogorov-Smirnov test to compare the Galactic latitude distributions of H-rich and H-poor populations, we find  $D=0.2$  and a  $p$ -value=0.00049. This is in agreement with the results found by Weidmann & Gamen (2011b), which implies that the distribution in Galactic latitudes of H-rich and H-poor stars are different (Fig. 2). This is an indication that the progenitors masses and ages of both populations are different. The progenitors of H-deficient stars expected to be more massive and younger than those of their H-rich counterparts. It would be interesting to analyse whether this can be related to the observed dearth of H-deficient white dwarfs in old globular clusters (Moehler et al. 2004; Davis et al. 2009), as reasons behind this feature are still not clear (Williams et al. 2018).



**Fig. 2.** Normalized distributions in Galactic latitude of CSPNe (of confirmed and possible PNe) that belong to H-rich and H-poor group. Each bin has a width of 5 deg.

The physical parameters that we have collected from the literature allow us to characterize the CSPNe population (Table 3). Although it is generally accepted that hydrogen requires a minimum temperature of 10 000 K to ionize, the minimum temperature of a CSPN is 13 000 K. This value agrees with what was expected.

According to the values presented in Table 3 (Figs. 3, 4, and 5), the H-poor population appears to have greater surface gravity than the H-rich one, except for the most evolved objects. With regard to the effective temperature, the H-poor group is clearly hotter. Luminosity shows a more complex situation. Still a trend can be appreciated in which more evolved H-poor objects display a higher luminosity.

Moreover, Fig. 6 shows the [WR] subtype distribution, where a dearth of objects with subtypes 5-7 is apparent. This feature is seen both in our restricted sample with definite spectral types (our "pure" sample), as well as in the complete sample that includes also uncertain spectral types. This result is consistent with previous results in the literature Todt (2009). Even more, given that our sample is significantly larger than that discussed by Todt (2009), we consider this result as a confirmation that the lack of subtypes 5-7 in [WR]-CSPNe is a real feature. In principle this gap could be explained in two different ways. On the one hand it could be the consequence of faster evolutionary speeds at that particular stage and, on the other, it could be the consequence that specific photospheric conditions are necessary for [WR]-CSPNe to be classified as [WC 5-7]. Interestingly, a concomitant gap is not apparent in the sample of H-deficient CSPNe with derived effective temperatures, suggesting that the latter might be the right explanation. This hypothesis will need to be tested by specifically tailored future studies.

Regarding Of-type CSPNe, within these objects early subtypes are predominant, with the coolest object being Hen 2–138, classified as O(H)7-9 f. Mendez et al. (1990) proposes that O stars are less luminous than the Of stars. However, we do not find a significant difference between both groups. We find that O-type CSPNe have  $(L_{\star}/L_{\odot})=5.3\times 10^3$  and  $(L_{\star}/L_{\odot})=5.7\times 10^3$  for Of-type.

A peculiar situation can be observed by comparing the number of objects with different spectral types. The number of objects classified as [WC 4-12] is larger than [WO 1-4]. We interpret this as a difference in evolutionary speeds. i.e., these objects spend more time in its earliest evolutionary stage than in



**Table 2.** Summary of the spectral types of CSPNe compiled in our catalogue, grouped by their atmospheric hydrogen abundance. We include confirmed and probable spectral types. Here, we have discarded 6 objects without any specific spectral type.

H-rich				H-poor	
SpT	sample	SpT	sample	SpT	sample
O3-B1	133	cont.	22	[WC 4-12]	68
Of	31	hybrid	3	[WO 1-4]	37
Of-WR(H)	3	SySt	11	[WN]	8
B2-M9	40	Blue	50	[WR]	10
DA, WD	14	EL	8	PG 1159	17
DAO	28	wels	77	[WC]-PG 1159	2
sdO	12			O(He)	5
hgO(H)	12			O(C)	1
B[e]	6			DO	4
H-rich	11			H-poor	1
Total	290	Total	171	Total	153

#### Notes.

<sup>1</sup>The O3-B1 group include objects classified as O(H), O and OB.

<sup>2</sup> [WR] group include the two objects classified as [WN/C] and [WO]-[WC 8].

the subsequent ones. Interestingly, this is in clear contradiction with what is expected from the late thermal pulse scenario. Stellar evolution models are predicted to slow their evolution as they reach their maximum effective temperature (i.e. the "knee" of the evolutionary tracks in the HR-diagram, see the supplementary material in Guerrero et al. 2018). Alternatively, this could be a consequence of the larger luminosity expected during the earlier stellar evolution, which leads to a larger volume in which these stars can be detected. Volume limited samples are required to solve this issue. On the other hand, the distributions of the O-type CSPNe over the subtypes is different (Fig. 7). This distribution is in general flat, but with a remarkable number of objects classified as O3. This may be due to a selection effect. Since for the O-type CSPNe the spectral classification is more qualitative than in case of the [WR], many objects have doubtful classifications. But, in the case of the O3 CSPNe, these are easily identifiable by the absorption of the N v.

Nevertheless, this might be due to the saturation of a qualitative classification scheme, originally constructed for main sequence object, when applied to the much hotter CSPNe.

Finally, Figs. 8 and 9 display the distribution of spectral subtypes for both the H-poor and H-rich populations. According to the evolutionary sequence described in Fig. 1, stars are thought to evolve along evolutionary tracks, first increasing their effective temperature and then becoming dimmer and entering the white dwarf cooling sequence.

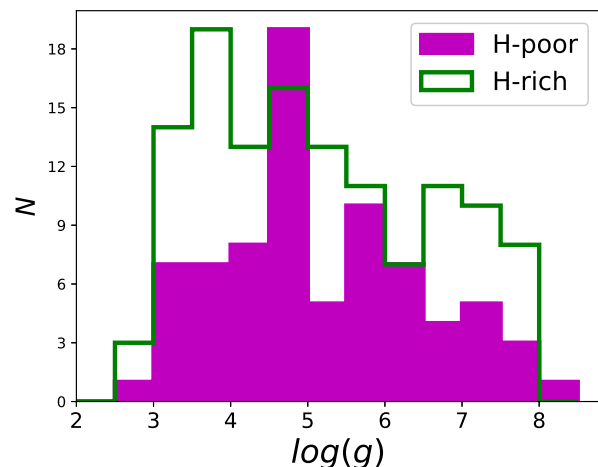
#### 5.2. Binary CSPNe

While there are continuous efforts focused on the search for new binary in PNe (e.g., Douchin et al. 2015), the fraction of PNe with binary nuclei is still relatively small<sup>2</sup>. In our catalogue there are 117 PNe with a confirmed binary system at its nuclei. We do not include the SySt stars. Eleven of them belong to the H-poor group ([WR], DO, H-poor, O(He), PG 1159, and [WN]), plus an object classified as [WR]/wels (Vy 1–2). The O, O(H), O(H)f, sdO, H-rich, DAO, and hgO(H) stars totalize 62 objects, together

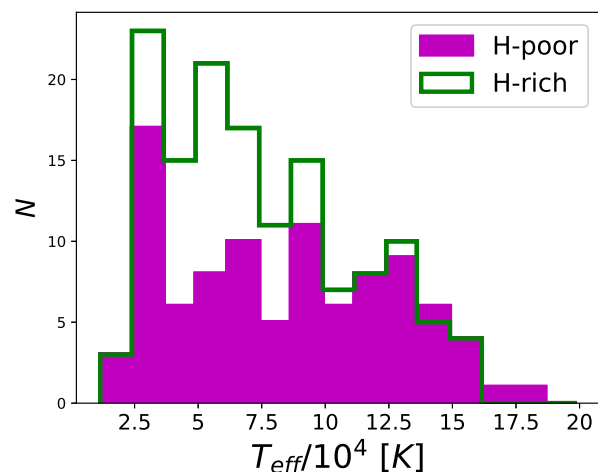
<sup>2</sup> A regularly updated catalogue of binary CSPNe is maintained by David Jones can be found at <http://www.drdjones.net/bcspn/>.

**Table 3.** Average physical parameter of our catalogue. We only included objects with accurate SpT, and exclude objects with confirmed binary nucleus. Between parentheses the number of objects is indicated.

Population	$\overline{\log g}$	$\overline{T_{eff}} \times 10^3$	$\overline{(L_{\star}/L_{\odot})} \times 10^3$
[WC 4-12]	4.17 (33)	50 (41)	6.3 (36)
[WO 1-4]	5.37 (20)	110 (23)	4.2 (21)
PG 1159	6.68 (10)	117 (14)	0.7 (13)
O8 - B0	3.51 (13)	38 (16)	10 (14)
O3-7	4.52 (26)	71 (29)	5.9 (29)
hgO(H), DA, DAO	6.93 (31)	99 (33)	0.1 (25)



**Fig. 3.** Distribution in surface gravity of CSPNe.



**Fig. 4.** Distribution in temperature of CSPNe.

with nine objects that do not have a specific spectral type. In addition, there are 34 objects with late spectral types.

For the vast majority of binary systems there are only spectroscopic data for the brightest star, so there are few systems in which we know the spectral type of the two stars of the system. No binary systems composed by stars with different H abundances in its atmosphere (i.e. H-rich + H-poor) are currently known. In this sense, and for statistical purposes, we adopt the criterion of using the H abundance of the brightest star.

With the above clarifications, we found that 10.3% of confirmed binaries belong to the H-poor group and 82.1% to the H-

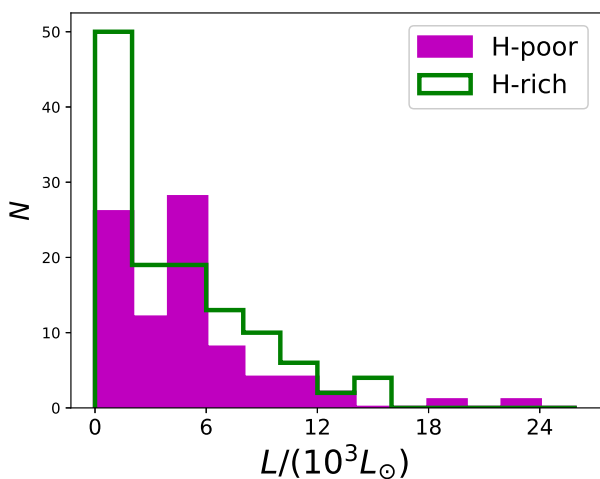


Fig. 5. Distribution in luminosity of CSPNe.

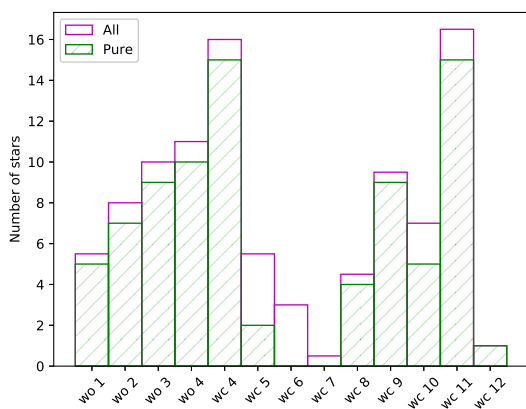


Fig. 6. Distributions of the [WR] type CSPN over the subtype. The sample "Pure" exclude objects with imprecise classification (e.g. [WC 5-6]). The sample "All" includes these objects with the criteria: an object with classification [WC 5-6], adds 0.5 to the frequency of [WC 5] and adds 0.5 to the frequency of [WC 6].

rich group. Consequently, there is a pronounced tendency, even more so considering that the H-rich ones are twice as many in the general population, for binary stars to occur more frequently in stars with hydrogen in their atmosphere.

The lack of H-deficient central stars in binary systems is a natural expectation from the proposed scenarios for their formation, namely the merger and the late thermal pulse. This is particularly true given that close binary systems are much easier to be detected than wide binaries. Mass transfer in a close binary system is expected to prevent the natural occurrence of the TP-AGB phase, making the late thermal pulse scenario unlikely. And, while a merger after a common envelope phase is a possible outcome, if this merger leads to a H-deficient star it will be a single H-deficient star unless the original system was triple, and in a specific configuration.

### 5.3. Comparison with stellar evolution models. Stellar masses and ages

From the comparison of the surface  $\log L_*$ ,  $\log g$ , and  $\log T_{\text{eff}}$  values of our catalogue stars with those predicted by stellar evolution models (Miller Bertolami 2016) it is possible to derive

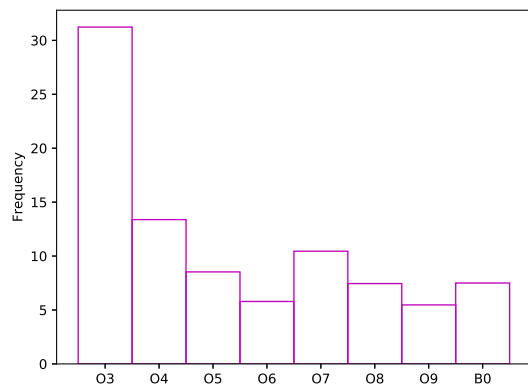


Fig. 7. Distributions of the O-type CSPN over the subtype. Criterion used for objects with dubious classifications (e.g. O5-9) is the same as that described in Fig. 6.

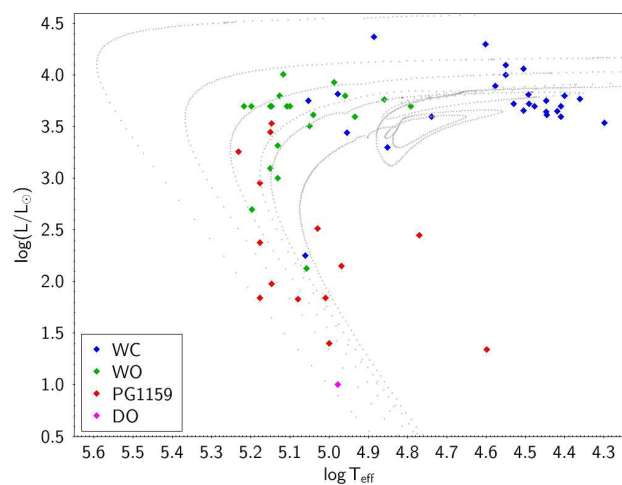


Fig. 8. HR diagram of H-poor CSPNe, according subtype. H-deficient tracks correspond to the post-VLTP sequences computed by Miller Bertolami & Althaus (2006), which display He, C, and O photospheric abundances similar to those of [WR]-CSPNe and PG 1159 stars ( $M_{\text{CSPN}}=0.515, 0.542, 0.584, 0.664$  y  $0.870 M_{\odot}$ , from right to left).

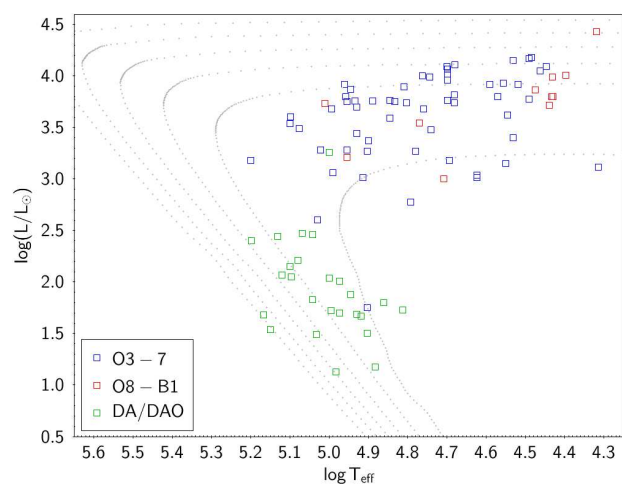
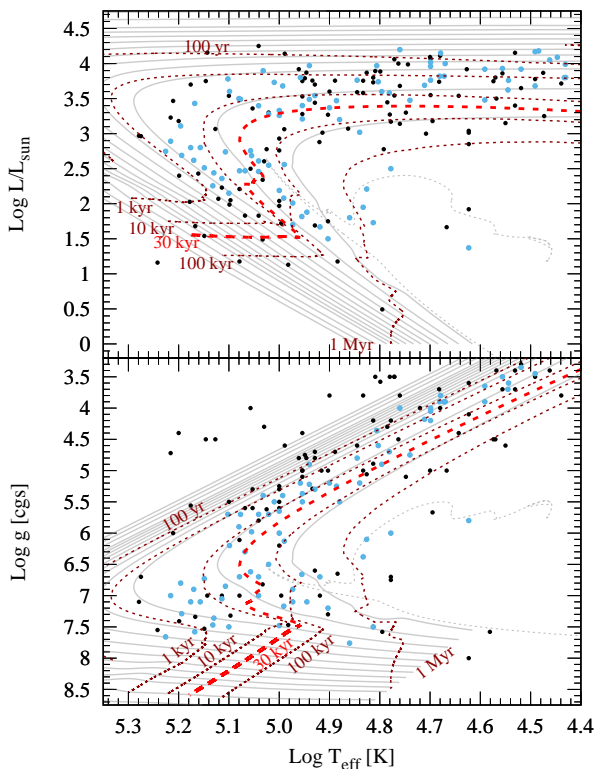
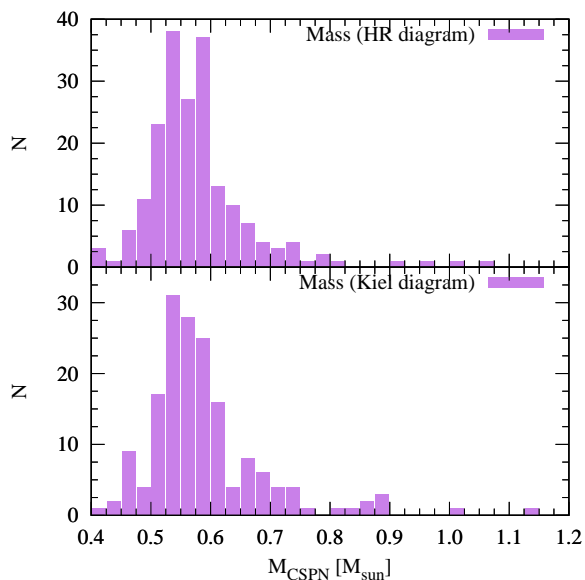


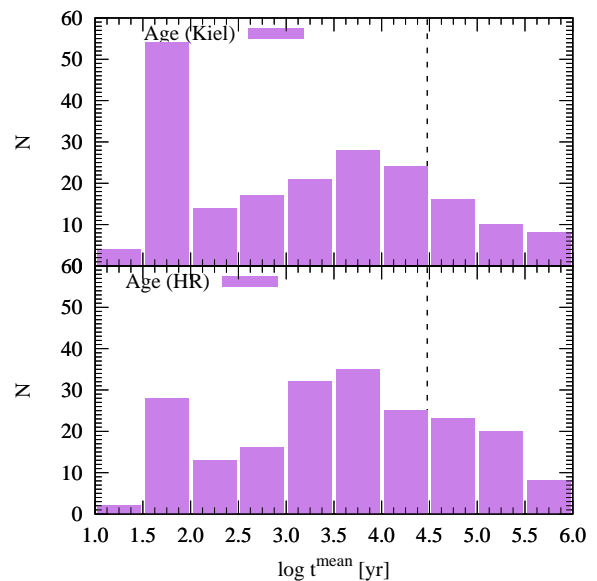
Fig. 9. HR diagram of H-rich CSPNe, according subtype. H-rich track are described in Section 5.3.



**Fig. 10.** Location of the selected sample of H-rich stars (213 objects in total) in both the HR (upper panel) and Kiel (lower panel) diagrams. Light blue points symbols show the location of the subsample for which interpolation in both diagrams indicate a consistent age and mass (88 objects, see text). Grey continuous lines show the location of interpolated tracks for different masses (0.5, 0.55, 0.6, 0.65, 0.7, 0.75, 0.8, 0.85, 0.9, 0.95, 1, 1.1, 1.2, 1.3  $M_{\odot}$ , and  $Z_0 = 0.01$ , from right to left). Brown and red lines show isochrones in the post-AGB evolution. The dotted grey line indicates a typical post-EHB evolution.



**Fig. 11.** Masses derived from interpolation of the full H-rich sample (213 objects, see Fig. 10) with the  $Z = 0.01$  model grid of Miller Bertolami (2016). Upper panel: Masses derived from interpolation in the HR diagram. Lower panel: Masses derived from interpolation in the Kiel diagram ( $\log g - \log T_{\text{eff}}$ ).

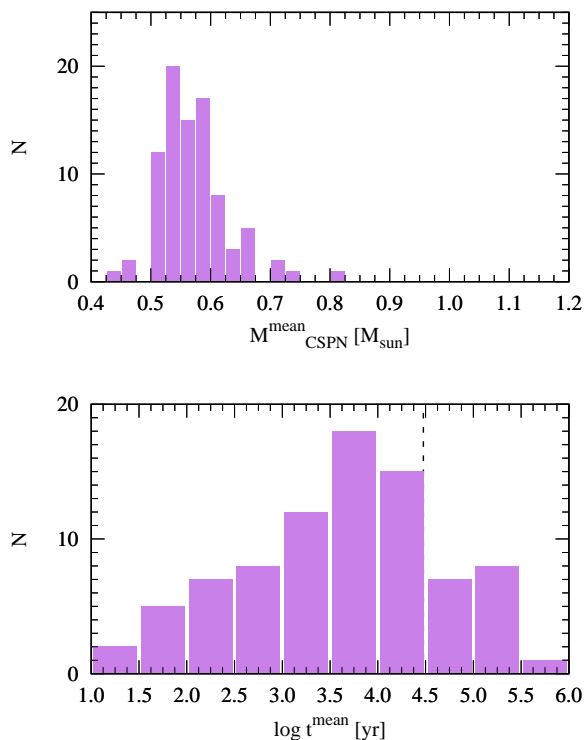


**Fig. 12.** Ages derived from interpolation of the full H-rich sample (213 objects, see Fig. 10) with the  $Z = 0.01$  model grid of Miller Bertolami (2016). Upper panel: Masses derived from interpolation in the HR diagram. Lower panel: Masses derived from interpolation in the Kiel diagram ( $\log g - \log T_{\text{eff}}$ ). The vertical dashed line indicates the canonical value of 30 Kyr value beyond which PNe are not expected to survive.

ages and masses for the CSPNe. Due to the absence of a grid of appropriate stellar evolution models for H-deficient stars, this can only be done for those with normal H/He surface compositions (i.e. those with solar-like H/He compositions). A comparison of 213 of our H-rich catalogue stars with the  $Z = 0.01$  models of Miller Bertolami (2016) is shown in Fig. 10 both for the  $\log L_{\star} - \log T_{\text{eff}}$  (i.e. HR diagram) diagram and the  $\log g - \log T_{\text{eff}}$  (i.e. Kiel diagram). From the total of 213 objects only 175 have values of all three surface parameters and can be plotted in both diagrams. In this sample we exclude doubtful PNe, SySt, hybrid and objects classified as "O?". Also there were excluded those objects where two contradictory spectral classifications are reported, i.e. H-rich and H-poor (e.g. IC 4776).

By interpolating the location of our sample stars in both the HR and Kiel diagrams we can estimate their masses (Fig. 11) and ages (Fig. 12). A couple of things are particularly noteworthy in the full H-rich sample shown in Fig. 10. On the one hand the masses of CSPNe inferred from the Kiel and HR diagram interpolations agree quite well with our current expectations from single post-AGB stellar evolution (see histograms in Fig. 11), with peaks around ( $\sim 0.55 M_{\odot}$ ). Both diagrams show, however, slightly different pictures, while interpolation in the HR diagram shows a double peak, the Kiel diagram shows a wider peak between  $0.525 M_{\odot}$  and  $0.600 M_{\odot}$ . On the other hand, some features are clearly at variance with expectation from stellar evolution models. One is the group of objects at low surface gravities, well beyond the most massive model (Fig. 10, lower panel). Such object would have masses well beyond the Chandrasekhar mass if they were post-AGB stars and should not be there. In addition, there is a rather large number of stars with inferred masses below  $0.5 M_{\odot}$ , something that is not expected from the point of view of single stellar evolution. Finally, interpolated/extrapolated ages and masses in the full H-rich sample show a relatively large number of objects beyond the 30 Kyr isochrone, i.e. well beyond





**Fig. 13.** Mean values of the ages and masses for the reduced sample of 88 objects (blue dots in Fig. 10) for which interpolation in the Kiel and HR diagrams yield consistent results. Age (mass) of each object is calculated as the geometric (arithmetic) mean of the values yield by the interpolation in each diagram. The vertical dashed line indicates the canonical value of 30 Kyr value beyond which PNe are not expected to survive.

the expected lifetime for true PNe, as well as a large number of young objects with interpolated ages below 100 yr (Fig. 12).

To analyse which of the previous features are real and which ones are artifacts due to poor determinations of the stellar parameters of individual stars, we restricted to those stars that have independent determinations of all three surface parameters ( $\log L_*$ ,  $\log T_{\text{eff}}$  and  $\log g$ ). From these we selected the subsample for which both the HR and Kiel diagram interpolations give consistent values of age and mass<sup>3</sup>. This smaller sample is shown as light blue dots in Fig. 10. Consists of 88 objects out of the 175 objects (i.e. 50%) that have values of  $\log L_*$ ,  $\log T_{\text{eff}}$  and  $\log g$ . The consistency of the values of  $\log L_*$ ,  $\log T_{\text{eff}}$  and  $\log g$  gives us confidence that no large errors are present in the derived masses and ages. Fig. 13 shows the masses and ages of this reduced sample. Remarkably, many of the weird features seen in the full sample (Figs. 11 and 12) disappear when we restrict ourselves to our internally consistent sample. Specifically, no low gravity objects remain, and the number of young CSPNe is strongly reduced. Also, the mass values of the smaller, and consistent, sample show a sharp cut-off at  $\sim 0.5M_{\odot}$  much consistent with the expectations from stellar evolution theory. Similarly, the post-AGB age distribution of CSPNe in this smaller sample shows a steady rise until the typical timescales of PNe (10 to 30 Kyr) and a clear drop afterwards.

<sup>3</sup> Which we arbitrarily set to be in agreement within an order of magnitude for age and a difference of less than a 10% for mass.

Interestingly, we see that in this reduced sample a small group of objects with inferred low masses persist ( $M_* < 0.5M_{\odot}$ ). As such low masses, the objects cannot be post-AGB stars, and these extrapolated masses cannot be taken at face value but just as an indication of a different evolutionary origin. These low-mass objects correspond to the high-gravity/low-luminosity blue points in Fig. 10. These objects are in fact located where post extreme horizontal branch (EHB) stars (a.k.a. "AGB-manqué" stars) should be (e.g. Moehler et al. 2019). This alternative evolutionary path is displayed by the dotted grey line in Fig. 10. If these objects are indeed post-EHB stars then their masses should be close to  $0.5M_{\odot}$ , and due to the long timescale of this evolutionary stage the "PN" around them is probably ionized interstellar gas that was not ejected by the star.

We conclude that, when we restrict our sample to those stars for which  $\log L_*$ ,  $\log T_{\text{eff}}$  and  $\log g$  yield a consistent picture, the derived masses and ages are in good agreement with the expectations of single star post-AGB evolution theory. We conclude that a 50% of our sample with values of  $\log L_*$ ,  $\log T_{\text{eff}}$  and  $\log g$  (88 out of 175 objects) show masses and ages consistent with single stellar evolution models. Although some of this objects seem to have derived ages too large to host a PN, we believe that in view of the ongoing debate of whether single stars can form PNe (Jones & Boffin 2017; Boffin & Jones 2019), this is a remarkable result. This should not be taken as a claim that multiple systems do not form PNe or that companions do not play any role in the shaping of the PNe. But rather a hint that stars in isolation or in wide binaries, are able to form PNe as well. As mentioned before, common envelope events are the reason for the formation of PNe with close binary central stars (Ivanova & Nandez 2018; Boffin & Jones 2019). There have been suggestions that substellar companions (Sabach & Soker 2018) or triple systems (Soker 2016) might be involved in the formation or shaping of non-spherical PNe.

## 6. Summary and conclusions

In this paper we present a new CSPNe catalogue comprising 620 stars that could be spectrally classified in a reliable way. This catalogue represents an expansion of the first version (Weidmann & Gamen 2011b) with the inclusion of 128 new objects. In addition to updating all available information, this version includes new physical parameters for the CSPNe, as well as the visual magnitude and the corresponding bibliographic reference of the spectra used for spectral classification. The information collected and processed in this catalogue represents an essential contribution both in theoretical studies and in the planning of future observations. For all this we understand that it constitutes a fundamental tool both for the field of planetary nebula research in particular, and for stellar evolution studies in general.

In relation to the completeness of the information included in this catalogue, of the total number of objects: 56.3% have  $\log g$ , 69.8% have  $\log T$ , 60.5% have  $\log L_*$ , and 74.4% have magnitude.

It is important to note that the objects reported in this catalogue represent less than 20% of the total PNe known to date. Furthermore, almost 30% of these objects do not have any specific physical parameter determined. The origin of this lack of information is probably related to the low brightness of these objects, if we consider that 50% of the sample has a visual magnitude lower than 17. This reveals an important information gap in this area of research, a gap that can only be overcome with new large-scale studies using 8-10 m class telescopes.

The main conclusions can be summarized as follows:

- When we separate the CSPNe between H-rich and H-poor we find that the ratio H-rich/H-poor is 2:1. This value is greater than the one found by Weidmann & Gamen (2011b) but lower than the value determined by Mendez (1991).
- According to the distribution in galactic latitude we find evidence that the CSPNe H-rich and H-poor come from different populations, suggesting that H-deficient stars are preferentially formed in younger populations by higher mass progenitors.
- Our larger sample confirms the existence of a deficiency of [WR]-CSPNe with [WC 5-7] spectral types found by previous authors Todt (2009).
- Upper 80% of binary CSPNe belong to the H-rich group. We find a significant dearth of H-deficient stars in binary systems. This result suggests that evolutionary scenarios leading to the formation of binary central stars interfere with the conditions required for the formation of H-deficient CSPNe. This is in agreement with the expectations from both merger and late thermal pulse scenarios.
- We find that 50% of our sample with derived values of  $\log L$ ,  $\log T_{\text{eff}}$ , and  $\log g$  (88 out of 175 objects) shows masses and ages consistent with single stellar evolution models. This suggests that some single stars are indeed able to form PNe.

The task of building large catalogues is hard and time-consuming, but it is the only way to organize the knowledge achieved by the astronomical community and to promote new studies that will make progress in any area of research. We hope that the work presented here will constitute a mobilizer of ideas and a driving force for new projects that will result in an increase in our understanding of the final stages of ordinary mass stars.

## 7. Acronyms and bibliographical references of table 1 and 2

- AB2015 Akras et al. (2015)  
 AC2007 Angeloni et al. (2007)  
 AC2016 Akras et al. (2016)  
 AD2016 Ali et al. (2016)  
 AD2019 Ali & Dopita (2019)  
 AE1985 Arkhipova et al. (1985)  
 AE2008 Arkhipova et al. (2008)  
 AG1985 Amnuel et al. (1985)  
 AH2020 Akras et al. (2020)  
 AI2013 Arkhipova et al. (2013)  
 AK1985 Aller & Keyes (1985)  
 AK1987 Aller & Keyes (1987)  
 AK1988 Aller et al. (1988)  
 AI1975 Aller (1975)  
 AL2019 Aleman et al. (2019)  
 AL2019a Aller et al. (2019)  
 AM2013 Aller et al. (2013)  
 AM2014 Adam & Mugrauer (2014)  
 AM2015 Aller et al. (2015a)  
 AM2015b Aller et al. (2015b)  
 AN1999 Arkhipova et al. (1999)  
 AN2003 Acker & Neiner (2003)  
 AT2003 Arrieta & Torres-Peimbert (2003)  
 AW2019 Ahumada et al. (2019)  
 B1989 Balick (1989)  
 B2008 Bohigas (2008)  
 BA2016 Basurah et al. (2016)  
 bc-CSPN binary for the cool CSPN  
 BC1999 Bond & Ciardullo (1999)  
 BC2003 Benetti et al. (2003)  
 BC2012 Bilíková et al. (2012)  
 BC2016 Bond et al. (2016)  
 BD1982 Bateson & Dodson (1982)  
 BH1994 Barstow et al. (1994)  
 BJ2018 Boffin et al. (2018)  
 BJ2019 Brown et al. (2019)  
 BK2018 Barría et al. (2018)  
 BM1986 Bhatt & Mallik (1986)  
 BM2000 Belczyński et al. (2000a)  
 BM2012 Boffin et al. (2012b)  
 BM2012a Boffin et al. (2012a)  
 BO2002 Bond et al. (2002)  
 BP2002 Bond & Pollacco (2002)  
 BP2003 Bond et al. (2003)  
 C1973 Cudworth (1973)  
 C1980 Chromey (1980)  
 C1984 Cahn (1984)  
 C1995 Corradi (1995)  
 CA1996 Cuisinier et al. (1996)  
 CB1999 Ciardullo et al. (1999)  
 CB2016 Chiotellis et al. (2016)  
 Cd1993 Costa et al. (1993)  
 Cd1998 Crowther et al. (1998)  
 Cd2014 Clayton et al. (2014)  
 CG2009 Chu et al. (2009)  
 cH1989 Clegg et al. (1989)  
 CJ1987 Cohen & Jones (1987)  
 CK2006 Clayton et al. (2006)  
 CM2000 Cazetta & Maciel (2000)  
 CP1985 Cerruti-Sola & Perinotto (1985)  
 CR2014 Corradi et al. (2014)  
 CS2011 Corradi et al. (2011)  
 CZ2001 Cidale et al. (2001)  
 D1983 Drilling (1983)  
 D1985 Drilling (1985)  
 D1999 Dreizler (1999)  
 d2006 De Marco (2006)  
 d2009 De Marco (2009)  
 D2014 Danehkar (2014)  
 DB1996 Duerbeck & Benetti (1996)  
 dB2004 De Marco et al. (2004)  
 dC2001 De Marco et al. (2001)  
 DH1998 Dreizler & Heber (1998)  
 DL1985 Downes et al. (1985)  
 dM2002 de Araújo et al. (2002)  
 dO2015 De Marco et al. (2015)  
 DP2011 DePew et al. (2011)  
 DP2013 Danehkar et al. (2013)  
 dP2013 De Marco et al. (2013)  
 DW1996 Dreizler & Werner (1996)  
 EP2003 Exter et al. (2003)  
 EP2005 Exter et al. (2005)  
 F1994 Feibelman (1994)  
 F1996 Feibelman (1996)  
 FB2014 Frew et al. (2014)  
 Fd2008 Frew (2008)  
 FK1983 Feibelman & Kaler (1983)  
 FK2001 Feibelman & Kondo (2001)  
 FL1987 Ferguson et al. (1987)  
 FL1999 Ferguson et al. (1999)  
 FM1981 Ferguson et al. (1981)

FM2010 Frew et al. (2010)  
 FP2006 Frew et al. (2006)  
 FP2016 Frew et al. (2016)  
 G2014 Górny (2014)  
 GB1983 Grauer & Bond (1983)  
 GB2010 Gianninas et al. (2010)  
 GC2009 Górny et al. (2009)  
 Gd2013 Guerrero & De Marco (2013)  
 GD2014 García-Díaz et al. (2014)  
 GG2006 Guzmán et al. (2006)  
 GG2014 García-Hernández & Górny (2014)  
 GH2008 Gesicki et al. (2008)  
 GJ1989 Gillett et al. (1989)  
 GL1984 Green et al. (1984)  
 GM2013 Guerrero et al. (2013)  
 GM2019 Gómez-Muñoz et al. (2019)  
 GM2019b González-Santamaría et al. (2019)  
 GP1988 Gathier & Pottasch (1988)  
 GP2001 Gauba et al. (2001)  
 GP2003 Gauba & Parthasarathy (2003)  
 GS1997 Gorny et al. (1997)  
 GS2003 Górny & Siódmiak (2003)  
 GS2004 Górny et al. (2004)  
 GS2011 Giammanco et al. (2011)  
 GS2016 García-Berro et al. (2016)  
 GT2000 Górny & Tylanda (2000)  
 GZ2006 Gesicki et al. (2006)  
 GZ2007 Gesicki & Zijlstra (2007)  
 GZ2014 Gesicki et al. (2014)  
 H1996 Hamann (1996)  
 H1977 Heap (1977)  
 H1999 Herbig (1999)  
 H2003 Handler (2003)  
 HA1987 Heap & Augensen (1987)  
 HA1994 Hyung et al. (1994)  
 HA1997 Hyung & Aller (1997)  
 HA1999 Hyung et al. (1999b)  
 HA1999b Hyung et al. (1999a)  
 HA2001 Hyung et al. (2001a)  
 HA2001b Hyung et al. (2001b)  
 HB2004 Herald & Bianchi (2004)  
 HB2006 Hillwig et al. (2006)  
 HB2010 Hillwig et al. (2010)  
 HB2011 Herald & Bianchi (2011)  
 HB2015 Henry et al. (2015)  
 HB2016 Hillwig et al. (2016a)  
 HD2007 Harris et al. (2007)  
 HD2013 Hoard et al. (2013)  
 HF2000 Høg et al. (2000)  
 HF2015 Hillwig et al. (2015)  
 HF2017a Hillwig et al. (2017a)  
 HF2017 Hillwig et al. (2017b)  
 HH1994 Hubeny et al. (1994)  
 HI2004 Hewett & Irwin (2004)  
 HI2006 Hsia et al. (2006)  
 HJ2016 Hillwig et al. (2016b)  
 HK2008 Henry et al. (2008)  
 HK2010 Hsia et al. (2010)  
 HM1990 Herrero et al. (1990)  
 HM2008 Henden & Munari (2008)  
 HM2013 Hillwig et al. (2013)  
 HP1993 Harrington & Paltoglou (1993)  
 HP2007 Hultzsch et al. (2007)  
 HP2013 Huckvale et al. (2013)  
 HS2018 Henry et al. (2018)  
 Hv2015 Hajduk et al. (2015)  
 HW1988 Heber et al. (1988)  
 HZ2010 Hajduk et al. (2010)  
 HZ2019 Hsia et al. (2019)  
 JB2014 Jones et al. (2014)  
 JB2015 Jones et al. (2015)  
 JB2019 Jones et al. (2019a)  
 JE1969 Jones et al. (1969)  
 JH2019 Jeffery & Hamsch (2019)  
 JP2019 Jones et al. (2019b)  
 JT1996 Jasiewicz et al. (1996)  
 JV2017 Jones et al. (2017)  
 K1994 Kondrat'eva (1994)  
 K2012 Kniazev (2012)  
 KB1994 Kingsburgh & Barlow (1994)  
 KB2003 Kastner et al. (2003)  
 KB2005 Kraus et al. (2005)  
 KB2014 Keller et al. (2014)  
 KH1997 Koesterke & Hamann (1997b)  
 KH1997b Koesterke & Hamann (1997a)  
 KJ1991 Kaler & Jacoby (1991)  
 KK2001 Koller & Kimeswenger (2001)  
 KK2013 Kleinman et al. (2013)  
 KM1997 Kudritzki et al. (1997)  
 Ko2001 Koesterke (2001)  
 KO2015 Kilkenny et al. (2015)  
 KP2016 Kepler et al. (2016)  
 KS1988 Kilkenny et al. (1988)  
 KS1990 Kaler et al. (1990)  
 KS1993 Kaler et al. (1993)  
 KV2015 Kawka et al. (2015)  
 L1977 Lutz (1977)  
 L1984 Lutz (1984)  
 LB2013 Liebert et al. (2013)  
 LC2011 Lykou et al. (2011)  
 LC2014 Leone et al. (2014)  
 LF1988 Liebert et al. (1988)  
 LF2010 Lutz et al. (2010)  
 LF2015 Latour et al. (2015)  
 LH1994 Leuenhagen & Hamann (1994)  
 LH1998 Leuenhagen & Hamann (1998)  
 LH2005 Lisker et al. (2005)  
 LH2013 Lee & Hyung (2013)  
 LK1987 Lutz & Kaler (1987)  
 LR1983 Law & Ritter (1983)  
 LR2019 Löbbling et al. (2019)  
 LS2000 Liu et al. (2000)  
 LS2007 Lee et al. (2007)  
 LT1995 Liebert et al. (1995)  
 LZ1998 Lamers et al. (1998)  
 M1989 Méndez (1989)  
 M1990 Mendez et al. (1990)  
 M1991 Mendez (1991)  
 M1997 Mal'Kov (1997)  
 M2012 Miszalski et al. (2012b)  
 MA2003 Marcolino & de Araújo (2003)  
 MA2009 Miszalski et al. (2009a)  
 MASH-I Parker et al. (2006)  
 MASH-II Miszalski et al. (2008)  
 MB2012 Miszalski et al. (2012a)  
 MB2013 Miszalski et al. (2013a)  
 MB2013b Miszalski et al. (2013b)  
 MC2006 Mampaso et al. (2006)

- MC2011 Miszalski et al. (2011a)  
 MG1988 Mendez et al. (1988a)  
 MH1991 Mendez et al. (1991)  
 MJ2011 Miszalski et al. (2011b)  
 MK1985 Mendez et al. (1985)  
 MK1988 Mendez et al. (1988b)  
 MK1992 Mendez et al. (1992)  
 MK2015 Montez et al. (2015)  
 MK2016 Méndez et al. (2016)  
 ML2015 Močnik et al. (2015)  
 MM2011 Miszalski et al. (2011c)  
 MM2013 Miszalski et al. (2013c)  
 MM2014 Miszalski & Mikołajewska (2014)  
 MM2015 Manick et al. (2015)  
 MM2018a Miszalski et al. (2018a)  
 MM2018 Miszalski et al. (2018b)  
 MM2019 Miszalski et al. (2019a)  
 MO2007 Mitchell et al. (2007a)  
 MP2001 Morgan et al. (2001)  
 MP2006 Medina et al. (2006)  
 MP2007 Mitchell et al. (2007b)  
 MP2013 Morgan et al. (2003)  
 MP2013b Muthumariappan et al. (2013)  
 MR1991 McCarthy et al. (1991)  
 MS2012 Munari et al. (2012)  
 MT2001 Miranda et al. (2001)  
 MV1997 Miranda et al. (1997)  
 MV2010 Miranda et al. (2010)  
 MV2016 Moreno-Ibáñez et al. (2016)  
 Mv2019 Miszalski et al. (2019b)  
 MW1990 Menzies & Wolstencroft (1990)  
 MW1993 Motch et al. (1993)  
 MW2016 Miszalski et al. (2016)  
 MZ2002 Munari & Zwitter (2002)  
 N1999 Napiwotzki (1999)  
 NA2000 Neiner et al. (2000)  
 NH1994 Napiwotzki et al. (1994)  
 NS1993 Napiwotzki & Schonberner (1993)  
 NS1995 Napiwotzki & Schoenberner (1995)  
 NT2005 Napiwotzki et al. (2005)  
 OH2015 Otsuka et al. (2015)  
 OH2019 Otsuka & Hyung (2019)  
 OK2013 Otsuka et al. (2013)  
 OK2014 Otsuka et al. (2014)  
 OK2014b Öttl et al. (2014)  
 P1983 Perinotto (1983)  
 P1984 Pottasch (1984)  
 P1996 Pottasch (1996)  
 P1999 Pollacco (1999)  
 P2003 Phillips (2003)  
 P2004 Pereira (2004)  
 P2005 Peña (2005)  
 PA1989 Preite-Martinez et al. (1989)  
 PA1991 Preite-Martinez et al. (1991)  
 PA1998 Parthasarathy et al. (1998)  
 PB1994 Pollacco & Bell (1994)  
 PB2005 Pottasch et al. (2005)  
 PB2007 Pottasch et al. (2007)  
 PB2010 Pereira et al. (2010)  
 PC2005 Phillips et al. (2005)  
 PC2010 Pinheiro et al. (2010)  
 PF2004 Pierce et al. (2004)  
 PG1995 Parthasarathy et al. (1995)  
 Ph2005 Phillips (2005b)  
 Pi2005 Phillips (2005a)  
 PL2016 Pereyra et al. (2016)  
 PM2002 Peña & Medina (2002)  
 PM2003 Parker & Morgan (2003)  
 PM2003b Peña et al. (2003)  
 PM2008 Pereira et al. (2008)  
 PR1989 Peña et al. (1989)  
 PR1997 Pena et al. (1997)  
 PR2013 Peña et al. (2013)  
 PR2013b Pereyra et al. (2013)  
 PS1998 Pena et al. (1998)  
 PS2005 Pereira et al. (2005)  
 PT1992 Pena et al. (1992)  
 R1987 Reynolds (1987)  
 RC2001 Rodríguez et al. (2001)  
 RD1998 Rauch et al. (1998)  
 RF2018 Reindl et al. (2018)  
 RH2002 Rauch et al. (2002)  
 RK1994 Rauch et al. (1994)  
 RK1996 Rauch et al. (1996)  
 RK1999 Rauch et al. (1999)  
 RP1997 Ratag et al. (1997)  
 RR2014 Reindl et al. (2014a)  
 RR2017 Reindl et al. (2017)  
 S2002 Surendiranath (2002)  
 SB2007 Smith et al. (2007)  
 SB2008 Shimanskii et al. (2008)  
 SB2019 Schaffenroth et al. (2019)  
 SB2019b Stanghellini et al. (2019)  
 SC1993 Stanghellini et al. (1993)  
 SECGPN Acker et al. (1992a)  
 SF1987 Sabbadin et al. (1987)  
 SG2003 Schreiber & Gänsicke (2003)  
 SH2014 Steffen et al. (2014)  
 SK1989 Shaw & Kaler (1989)  
 SK1994 Stanghellini et al. (1994)  
 SK1995 Stanghellini et al. (1995)  
 SL2004 Shen et al. (2004)  
 SP1995 Stanghellini & Pasquali (1995)  
 SP2015 Sterling et al. (2015)  
 SR2015 Santander-García et al. (2015)  
 SV2002 Stanghellini et al. (2002)  
 SW1997 Saurer et al. (1997)  
 SW2009 Szyszka et al. (2009)  
 SZ1997 Soker & Zucker (1997)  
 TA1989 Tylenda et al. (1989)  
 TA1991 Tylenda et al. (1991)  
 TA1993 Tylenda et al. (1993)  
 TA2010 Torres-Peimbert et al. (2010)  
 TE2002 Tyne et al. (2002)  
 TG2015 Toalá et al. (2015)  
 TH2005 Traulsen et al. (2005)  
 TJ2013 Tyndall et al. (2013)  
 TN2004 Tovmassian et al. (2004)  
 TP2010 Todt et al. (2010)  
 TR2019 Toalá et al. (2019)  
 TS1987 Tamura & Shaw (1987)  
 TS1994 Tylenda & Stasińska (1994)  
 TS2012 Thorstensen & Skinner (2012)  
 TY2010 Tovmassian et al. (2010)  
 UL2014 Ueta et al. (2014)  
 vH1981 van der Hucht et al. (1981a)  
 vH1981 van der Hucht et al. (1981b)  
 VH2014 Van Winckel et al. (2014)

W1992 Werner (1992)  
 W1995 Werner (1995)  
 W2009 Weidmann (2009)  
 WB2011 Wright et al. (2011)  
 WD1995 Werner et al. (1995)  
 WG1985 Wesemael et al. (1985)  
 WG2018 Weidmann et al. (2018)  
 WG2011a Weidmann & Gamen (2011b)  
 WG2011b Weidmann & Gamen (2011a)  
 WH2006 Werner & Herwig (2006)  
 WJ2018 Wesson et al. (2018)  
 WK1992 Werner & Koesterke (1992)  
 WK1997 Weinberger et al. (1997)  
 WL2007 Wang & Liu (2007)  
 WM2015 Weidmann et al. (2015)  
 WO1994 Wlodarczyk & Olszewski (1994)  
 WR1994 Werner & Rauch (1994)  
 WR2016 Werner et al. (2016)  
 WR2019 Werner et al. (2019)  
 WW1993 Walton et al. (1993)  
 WW1996 Walsh & Walton (1996)  
 WW2010 Wassermann et al. (2010)  
 YL2013 Yuan & Liu (2013)  
 ZA1986 Zuckerman & Aller (1986)  
 ZF2012 Zacharias et al. (2012)  
 ZK1993 Zhang & Kwok (1993)  
 ZL2002 Zhang & Liu (2002)  
 ZP1990 Zijlstra et al. (1990)  
 ZR2012 Ziegler et al. (2012b)  
 ZRW2012 Ziegler et al. (2012a)

*Acknowledgements.* We would like to thank our anonymous referee whose valuable comments helped us to improve this paper. Part of this research was supported by grant SeCyt UNC project NRO PIP: 33820180100080CB and by grant CONICET project NRO: PICT 2017-3301. W.W. would like to thank Roberto Méndez. This research has made use of NASA's Astrophysics Data System Service. This research has made use of the SIMBAD database, operated at CDS, Strasbourg, France 2000,A&AS,143,9, "The SIMBAD astronomical database" Wenger et al. This research has made use of the VizieR catalogue access tool, CDS, Strasbourg, France (DOI: 10.26903/cds/vizieR). The original description of the VizieR service was published in A&AS 143, 23.

## References

Acker, A., Marcout, J., Ochsenbein, F., et al. 1992a, The Strasbourg-ESO Catalogue of Galactic Planetary Nebulae. Parts I, II.  
 Acker, A., Marcout, J., Ochsenbein, F., et al. 1992b, The Strasbourg-ESO Catalogue of Galactic Planetary Nebulae. Parts I, II.  
 Acker, A. & Neiner, C. 2003, A&A, 403, 659  
 Adam, C. & Mugrauer, M. 2014, MNRAS, 444, 3459  
 Ahumada, J. A., Weidmann, W. A., Miller Bertolami, M. M., & Saker, L. 2019, ApJ, 882, 171  
 Akas, S., Boumis, P., Meaburn, J., et al. 2015, MNRAS, 452, 2911  
 Akas, S., Clyne, N., Boumis, P., et al. 2016, MNRAS, 457, 3409  
 Akas, S., Guzman-Ramirez, L., Leal-Ferreira, M. L., & Ramos-Larios, G. 2019, ApJS, 240, 21  
 Akas, S., Monteiro, H., Aleman, I., et al. 2020, MNRAS[arXiv:2002.12380]  
 Aleman, I., Leal-Ferreira, M. L., Cami, J., et al. 2019, MNRAS, 490, 2475  
 Ali, A. & Dopita, M. A. 2017, PASA, 34, e036  
 Ali, A. & Dopita, M. A. 2019, MNRAS, 484, 3251  
 Ali, A., Dopita, M. A., Basurah, H. M., et al. 2016, MNRAS, 462, 1393  
 Allen, D. A. 1984, Proceedings of the Astronomical Society of Australia, 5, 369  
 Aller, A., Lillo-Box, J., Jones, D., Miranda, L. F., & Barceló Forteza, S. 2019, arXiv e-prints, arXiv:1911.09991  
 Aller, A., Miranda, L. F., Olgún, L., et al. 2015a, MNRAS, 446, 317  
 Aller, A., Miranda, L. F., Ulla, A., et al. 2013, A&A, 552, A25  
 Aller, A., Montesinos, B., Miranda, L. F., Solano, E., & Ulla, A. 2015b, MNRAS, 448, 2822  
 Aller, L. H. 1975, Memoires of the Societe Royale des Sciences de Liege, 9, 271

Aller, L. H. & Keyes, C. D. 1985, Publications of the Astronomical Society of the Pacific, 97, 1142  
 Aller, L. H. & Keyes, C. D. 1987, ApJS, 65, 405  
 Aller, L. H., Keyes, C. D., & Feibelman, W. 1988, PASP, 100, 192  
 Ammel, P. R., Guseinov, O. K., Novruzova, K. I., & Rustamov, I. S. 1985, Ap&SS, 113, 59  
 Angeloni, R., Contini, M., Ciroi, S., & Rafanelli, P. 2007, A&A, 472, 497  
 Arkhipova, V. P., Esipov, V. F., & Iudin, B. F. 1985, Astrophys. Lett., 24, 205  
 Arkhipova, V. P., Esipov, V. F., Noskova, R. I., Ikonnikova, N. P., & Komissarova, G. V. 2008, Astronomy Letters, 34, 839  
 Arkhipova, V. P., Ikonnikova, N. P., Kniazev, A. Y., & Rajoelimanana, A. 2013, Astronomy Letters, 39, 201  
 Arkhipova, V. P., Noskova, R. I., Esipov, V. F., & Sokol, G. V. 1999, Astronomy Letters, 25, 615  
 Arrieta, A. & Torres-Peimbert, S. 2002, in Revista Mexicana de Astronomia y Astrofisica Conference Series, ed. W. J. Henney, J. Franco, & M. Martos, Vol. 12, 154–155  
 Arrieta, A. & Torres-Peimbert, S. 2003, The Astrophysical Journal Supplement Series, 147, 97  
 Balick, B. 1989, AJ, 97, 476  
 Barriá, D., Kimeswenger, S., Kausch, W., & Goldman, D. S. 2018, A&A, 620, A84  
 Barstow, M. A., Holberg, J. B., Marsh, M. C., et al. 1994, MNRAS, 271, 175  
 Basurah, H. M., Ali, A., Dopita, M. A., et al. 2016, MNRAS, 458, 2694  
 Bateson, F. M. & Dodson, A. W. 1982, Royal Astronomical Society of New Zealand Publications of Variable Star Section, 10, 1  
 Belczyński, K., Mikołajewska, J., Munari, U., Ivison, R. J., & Friedjung, M. 2000a, A&AS, 146, 407  
 Belczyński, K., Mikołajewska, J., Munari, U., Ivison, R. J., & Friedjung, M. 2000b, A&AS, 146, 407  
 Benetti, S., Cappellaro, E., Ragazzoni, R., Sabbadin, F., & Turatto, M. 2003, A&A, 400, 161  
 Bhatt, H. C. & Mallik, D. C. V. 1986, A&A, 168, 248  
 Bilfková, J., Chu, Y.-H., Gruendl, R. A., Su, K. Y. L., & De Marco, O. 2012, ApJS, 200, 3  
 Boffin, H. M. J. & Jones, D. 2019, The Importance of Binaries in the Formation and Evolution of Planetary Nebulae  
 Boffin, H. M. J., Jones, D., Wesson, R., et al. 2018, A&A, 619, A84  
 Boffin, H. M. J., Miszalski, B., & Jones, D. 2012a, A&A, 545, A146  
 Boffin, H. M. J., Miszalski, B., Rauch, T., et al. 2012b, Science, 338, 773  
 Bohigas, J. 2008, ApJ, 674, 954  
 Bohigas, J. & Tapia, M. 2003, AJ, 126, 1861  
 Bond, H. E. 2014, AJ, 148, 44  
 Bond, H. E. & Ciardullo, R. 1999, PASP, 111, 217  
 Bond, H. E., Ciardullo, R., Esplin, T. L., et al. 2016, ApJ, 826, 139  
 Bond, H. E., O'Brien, M. S., Sion, E. M., et al. 2002, Astronomical Society of the Pacific Conference Series, Vol. 279, V471 Tauri and SuWt 2: The Exotic Descendants of Triple Systems?, ed. C. A. Tout & W. van Hamme, 239  
 Bond, H. E. & Pollacco, D. L. 2002, Ap&SS, 279, 31  
 Bond, H. E., Pollacco, D. L., & Webbink, R. F. 2003, AJ, 125, 260  
 Brown, A. J., Jones, D., Boffin, H. M. J., & Van Winckel, H. 2019, MNRAS, 482, 4951  
 Cahn, J. H. 1984, ApJ, 279, 304  
 Cazetta, J. O. & Maciel, W. J. 2000, Rev. Mexicana Astron. Astrofis., 36, 3  
 Cerruti-Sola, M. & Perinotto, M. 1985, ApJ, 291, 237  
 Chabrier, G. & Baraffe, I. 2000, ARA&A, 38, 337  
 Chen, X., Han, Z., & Tout, C. A. 2011, ApJ, 735, L31  
 Chiotellis, A., Boumis, P., Nanouris, N., Meaburn, J., & Dimitriadis, G. 2016, MNRAS, 457, 9  
 Chornay, N. & Walton, N. A. 2020, arXiv e-prints, arXiv:2001.08266  
 Chromey, F. R. 1980, AJ, 85, 853  
 Chu, Y.-H., Gruendl, R. A., Guerrero, M. A., et al. 2009, AJ, 138, 691  
 Ciardullo, R., Bond, H. E., Sipior, M. S., et al. 1999, AJ, 118, 488  
 Cidale, L., Zorec, J., & Tringaniello, L. 2001, A&A, 368, 160  
 Clayton, G. C., De Marco, O., Nordhaus, J., et al. 2014, AJ, 147, 142  
 Clayton, G. C., Kerber, F., Pirzkal, N., et al. 2006, ApJ, 646, L69  
 Clegg, R. E. S., Hoare, M. G., & Walsh, J. R. 1989, in IAU Symposium, Vol. 131, Planetary Nebulae, ed. S. Torres-Peimbert, 443  
 Cohen, M. & Jones, B. F. 1987, ApJ, 321, L151  
 Corradi, R. L. M. 1995, MNRAS, 276, 521  
 Corradi, R. L. M., Mikołajewska, J., & Mahoney, T. J., eds. 2003, Astronomical Society of the Pacific Conference Series, Vol. 303, Symbiotic Stars Probing Stellar Evolution  
 Corradi, R. L. M., Rodríguez-Flores, E. R., Mampaso, A., et al. 2008, A&A, 480, 409  
 Corradi, R. L. M., Rodríguez-Gil, P., Jones, D., et al. 2014, MNRAS, 441, 2799  
 Corradi, R. L. M., Sabin, L., Miszalski, B., et al. 2011, MNRAS, 410, 1349  
 Costa, R. D. D., de Freitas Pacheco, J. A., & Maciel, W. J. 1993, A&A, 276, 184  
 Crowther, P. A., De Marco, O., & Barlow, M. J. 1998, MNRAS, 296, 367  
 Cudworth, K. M. 1973, PASP, 85, 401



- Cuisinier, F., Acker, A., & Koeppen, J. 1996, *A&A*, 307, 215
- Danehkar, A. 2014, PhD thesis, Macquarie University, Australia <ORCID>0000-0003-4552-5997/<ORCID>
- Danehkar, A., Parker, Q. A., & Ercolano, B. 2013, *MNRAS*, 434, 1513
- Davis, D. S., Richer, H. B., Rich, R. M., Reitzel, D. R., & Kalirai, J. S. 2009, *ApJ*, 705, 398
- de Aratijo, F. X., Marcolino, W. L. F., Pereira, C. B., & Cuisinier, F. 2002, *AJ*, 124, 464
- De Marco, O. 2006, in *IAU Symposium*, Vol. 234, *Planetary Nebulae in our Galaxy and Beyond*, ed. M. J. Barlow & R. H. Méndez, 111–118
- De Marco, O. 2009, *PASP*, 121, 316
- De Marco, O., Bond, H. E., Harmer, D., & Fleming, A. J. 2004, *ApJ*, 602, L93
- De Marco, O., Crowther, P. A., Barlow, M. J., Clayton, G. C., & de Koter, A. 2001, *MNRAS*, 328, 527
- De Marco, O., Long, J., Jacoby, G. H., et al. 2015, *MNRAS*, 448, 3587
- De Marco, O., Passy, J.-C., Frew, D. J., Moe, M., & Jacoby, G. H. 2013, *MNRAS*, 428, 2118
- DePew, K., Parker, Q. A., Miszalski, B., et al. 2011, *MNRAS*, 414, 2812
- Di Stefano, R. 2010, *ApJ*, 719, 474
- Douchin, D., De Marco, O., Frew, D. J., et al. 2015, *MNRAS*, 448, 3132
- Downes, R. A., Liebert, J., & Margon, B. 1985, *ApJ*, 290, 321
- Dreizler, S. 1999, in *Reviews in Modern Astronomy*, Vol. 12, *Reviews in Modern Astronomy*, ed. R. E. Schielicke, 255
- Dreizler, S. & Heber, U. 1998, *A&A*, 334, 618
- Dreizler, S. & Werner, K. 1996, *A&A*, 314, 217
- Dreizler, S., Werner, K., Heber, U., & Engels, D. 1996, *A&A*, 309, 820
- Drilling, J. S. 1983, *ApJ*, 270, L13
- Drilling, J. S. 1985, *ApJ*, 294, L107
- Duerbeck, H. W. & Benetti, S. 1996, *ApJ*, 468, L111
- Exter, K. M., Pollacco, D. L., & Bell, S. A. 2003, *MNRAS*, 341, 1349
- Exter, K. M., Pollacco, D. L., Maxted, P. F. L., Napiwotzki, R., & Bell, S. A. 2005, *MNRAS*, 359, 315
- Feibelman, W. A. 1994, *PASP*, 106, 56
- Feibelman, W. A. 1996, *PASP*, 108, 664
- Feibelman, W. A., Hyung, S., & Aller, L. H. 1994, *ApJ*, 426, 653
- Feibelman, W. A. & Kaler, J. B. 1983, *ApJ*, 269, 592
- Feibelman, W. A. & Kondo, Y. 2001, *ApJS*, 136, 735
- Ferguson, D. H., Liebert, J., Cutri, R., et al. 1987, *ApJ*, 316, 399
- Ferguson, D. H., Liebert, J., Green, R. F., McGraw, J. T., & Spinrad, H. 1981, *ApJ*, 251, 205
- Ferguson, D. H., Liebert, J., Haas, S., Napiwotzki, R., & James, T. A. 1999, *ApJ*, 518, 866
- Fragkou, V., Parker, Q. A., Zijlstra, A., Shaw, R., & Lykou, F. 2019a, *MNRAS*, 484, 3078
- Fragkou, V., Parker, Q. A., Zijlstra, A. A., Crause, L., & Barker, H. 2019b, *Nature Astronomy*, 357
- Frew, D. J. 2008, PhD thesis, Department of Physics, Macquarie University, NSW 2109, Australia
- Frew, D. J., Bojičić, I. S., Parker, Q. A., et al. 2014, *MNRAS*, 440, 1345
- Frew, D. J., Madsen, G. J., O’Toole, S. J., & Parker, Q. A. 2010, *PASA*, 27, 203
- Frew, D. J. & Parker, Q. A. 2010, *PASA*, 27, 129
- Frew, D. J., Parker, Q. A., & Bojičić, I. S. 2016, *MNRAS*, 455, 1459
- Frew, D. J., Parker, Q. A., & Russeil, D. 2006, *MNRAS*, 372, 1081
- García-Berro, E., Soker, N., Althaus, L. r. G., Ribas, I., & Morales, J. C. 2016, *New A*, 45, 7
- García-Díaz, M. T., González-Buitrago, D., López, J. A., et al. 2014, *AJ*, 148, 57
- García-Hernández, D. A. & Górný, S. K. 2014, *A&A*, 567, A12
- Gathier, R. & Pottasch, S. R. 1988, *A&A*, 197, 266
- Gauba, G. & Parthasarathy, M. 2003, *A&A*, 407, 1007
- Gauba, G., Parthasarathy, M., Nakada, Y., & Fujii, T. 2001, *A&A*, 373, 572
- Gesicki, K., Hajduk, M., & Zijlstra, A. A. 2008, *Astronomical Society of the Pacific Conference Series*, Vol. 391, *The Nature of M 2-29*, ed. A. Werner & T. Rauch, 107
- Gesicki, K. & Zijlstra, A. A. 2007, *A&A*, 467, L29
- Gesicki, K., Zijlstra, A. A., Acker, A., et al. 2006, *A&A*, 451, 925
- Gesicki, K., Zijlstra, A. A., Hajduk, M., & Szyszka, C. 2014, *A&A*, 566, A48
- Giammanco, C., Sale, S. E., Corradi, R. L. M., et al. 2011, *A&A*, 525, A58
- Gianninas, A., Bergeron, P., Dupuis, J., & Ruiz, M. T. 2010, *ApJ*, 720, 581
- Gillett, F. C., Jacoby, G. H., Joyce, R. R., et al. 1989, *ApJ*, 338, 862
- Gómez-Muñoz, M. A., Manchado, A., Bianchi, L., Manteiga, M., & Vázquez, R. 2019, *ApJ*, 885, 84
- González-Santamaría, I., Manteiga, M., Manchado, A., Ulla, A., & Dafonte, C. 2019, *A&A*, 630, A150
- Górný, S. K. 2014, *A&A*, 570, A26
- Górný, S. K., Chiappini, C., Stasińska, G., & Cuisinier, F. 2009, *A&A*, 500, 1089
- Górný, S. K. & Siódmiak, N. 2003, in *IAU Symposium*, Vol. 209, *Planetary Nebulae: Their Evolution and Role in the Universe*, ed. S. Kwok, M. Dopita, & R. Sutherland, 43
- Górný, S. K., Stasińska, G., Escudero, A. V., & Costa, R. D. D. 2004, *A&A*, 427, 231
- Górný, S. K., Stasińska, G., & Tylanda, R. 1997, *A&A*, 318, 256
- Górný, S. K. & Tylanda, R. 2000, *A&A*, 362, 1008
- Grauer, A. D. & Bond, H. E. 1983, *ApJ*, 271, 259
- Green, R. F., Liebert, J., & Wesemael, F. 1984, *ApJ*, 280, 177
- Guerrero, M. A. & De Marco, O. 2013, *A&A*, 553, A126
- Guerrero, M. A., Fang, X., Miller Bertolami, M. M., et al. 2018, *Nature Astronomy*, 2, 784
- Guerrero, M. A., Miranda, L. F., Ramos-Larios, G., & Vázquez, R. 2013, *A&A*, 551, A53
- Gutierrez-Moreno, A. 1988, in *Astronomical Society of the Pacific Conference Series*, Vol. 1, *Progress and Opportunities in Southern Hemisphere Optical Astronomy*. The CTIO 25th Anniversary Symposium, ed. V. M. Blanco & M. M. Phillips, 12
- Gutierrez-Moreno, A., Moreno, H., & Cortes, G. 1995a, *PASP*, 107, 462
- Gutierrez-Moreno, A., Moreno, H., & Cortes, G. 1995b, *PASP*, 107, 462
- Guzmán, L., Gómez, Y., & Rodríguez, L. F. 2006, *Rev. Mexicana Astron. Astrofis.*, 42, 127
- Hachisu, I., Kato, M., & Nomoto, K. 1999, *ApJ*, 522, 487
- Hajduk, M., van Hoof, P. A. M., & Zijlstra, A. A. 2015, *A&A*, 573, A65
- Hajduk, M., Zijlstra, A. A., & Gesicki, K. 2010, *MNRAS*, 406, 626
- Hamann, W. R. 1996, *Astronomical Society of the Pacific Conference Series*, Vol. 96, *Wolf-Rayet stars of high and low mass*, ed. C. S. Jeffery & U. Heber, 127
- Handler, G. 1999, *A&AS*, 135, 493
- Handler, G. 2003, in *IAU Symposium*, Vol. 209, *Planetary Nebulae: Their Evolution and Role in the Universe*, ed. S. Kwok, M. Dopita, & R. Sutherland, 237
- Harrington, J. P. & Paltoglou, G. 1993, *ApJ*, 411, L103
- Harris, H. C., Dahn, C. C., Canzian, B., et al. 2007, *AJ*, 133, 631
- Heap, S. R. 1977, *ApJ*, 215, 609
- Heap, S. R. & Augensen, H. J. 1987, *ApJ*, 313, 268
- Heber, U. 2009, *ARA&A*, 47, 211
- Heber, U., Werner, K., & Drilling, J. S. 1988, *A&A*, 194, 223
- Henden, A. & Munari, U. 2008, *Baltic Astronomy*, 17, 293
- Henry, R. B. C., Balick, B., Dufour, R. J., et al. 2015, *ApJ*, 813, 121
- Henry, R. B. C., Kwitter, K. B., Dufour, R. J., & Skinner, J. N. 2008, *ApJ*, 680, 1162
- Henry, R. B. C., Stephenson, B. G., Miller Bertolami, M. M., Kwitter, K. B., & Balick, B. 2018, *MNRAS*, 473, 241
- Herald, J. E. & Bianchi, L. 2004, *PASP*, 116, 391
- Herald, J. E. & Bianchi, L. 2011, *MNRAS*, 417, 2440
- Herbig, G. H. 1999, *PASP*, 111, 1144
- Herrero, A., Méndez, R. H., & Manchado, A. 1990, *Ap&SS*, 169, 183
- Hewett, P. & Irwin, M. 2004, *The Newsletter of the Isaac Newton Group of Telescopes*, 8, 6
- Hillwig, T. C., Bond, H. E., & Afsar, M. 2006, in *IAU Symposium*, Vol. 234, *Planetary Nebulae in our Galaxy and Beyond*, ed. M. J. Barlow & R. H. Méndez, 421–422
- Hillwig, T. C., Bond, H. E., Afsar, M., & De Marco, O. 2010, *AJ*, 140, 319
- Hillwig, T. C., Bond, H. E., Frew, D. J., Schaub, S. C., & Bodman, E. H. L. 2016a, *AJ*, 152, 34
- Hillwig, T. C., Frew, D., Jones, D., & Crispo, D. 2017a, in *American Astronomical Society Meeting Abstracts*, Vol. 229, *American Astronomical Society Meeting Abstracts #229*, 148.10
- Hillwig, T. C., Frew, D. J., Louie, M., et al. 2015, *AJ*, 150, 30
- Hillwig, T. C., Frew, D. J., Reindl, N., et al. 2017b, *AJ*, 153, 24
- Hillwig, T. C., Jones, D., De Marco, O., et al. 2016b, *ApJ*, 832, 125
- Hillwig, T. C., Margheim, S. J., De Marco, O., & Frew, D. 2013, in *American Astronomical Society Meeting Abstracts*, Vol. 221, *American Astronomical Society Meeting Abstracts #221*, 249.09
- Hoard, D. W., Debes, J. H., Wachter, S., Leisawitz, D. T., & Cohen, M. 2013, *ApJ*, 770, 21
- Hoare, M. G., Barstow, M. A., Werner, K., & Fleming, T. A. 1995, *MNRAS*, 273, 812
- Høg, E., Fabricius, C., Makarov, V. V., et al. 2000, *A&A*, 355, L27
- Hsia, C. H., Ip, W. H., & Li, J. Z. 2006, *AJ*, 131, 3040
- Hsia, C.-H., Kwok, S., Zhang, Y., Koning, N., & Volk, K. 2010, *ApJ*, 725, 173
- Hsia, C.-H., Zhang, Y., Kwok, S., & Chau, W. 2019, *Ap&SS*, 364, 32
- Hu, J. Y., Slijkhuis, S., Nguyen-Q-Rieu, & de Jong, T. 1993, *A&A*, 273, 185
- Hubeny, I., Heap, S. R., & Lanz, T. 1994, in *American Astronomical Society Meeting Abstracts*, Vol. 185, *American Astronomical Society Meeting Abstracts*, 47.10
- Huckvale, L., Prouse, B., Jones, D., et al. 2013, *MNRAS*, 434, 1505
- Hügelmeier, S. D., Dreizler, S., Werner, K., et al. 2005, *A&A*, 442, 309
- Hultzsch, P. J. N., Puls, J., Méndez, R. H., et al. 2007, *A&A*, 467, 1253
- Hyung, S. & Aller, L. H. 1997, *ApJ*, 491, 242
- Hyung, S., Aller, L. H., & Feibelman, W. A. 1994, *ApJS*, 93, 465
- Hyung, S., Aller, L. H., & Feibelman, W. A. 1999a, *ApJ*, 525, 294
- Hyung, S., Aller, L. H., & Feibelman, W. A. 1999b, *ApJ*, 514, 878
- Hyung, S., Aller, L. H., Feibelman, W. A., & Lee, W.-B. 2001a, *AJ*, 122, 954

- Hyung, S., Aller, L. H., & Lee, W.-b. 2001b, *PASP*, 113, 1559
- Iben, Jr., I. 1991, *ApJS*, 76, 55
- Ikiewicz, K. & Mikołajewska, J. 2017, *A&A*, 606, A110
- Ivanova, N. & Nandez, J. 2018, *Galaxies*, 6, 75
- Jacoby, G. H., De Marco, O., Davies, J., et al. 2017, *The Astrophysical Journal*, 836, 93
- Jasniewicz, G., Thevenin, F., Monier, R., & Skiff, B. A. 1996, *A&A*, 307, 200
- Jeffery, C. S., Drilling, J. S., Harrison, P. M., Heber, U., & Moehler, S. 1997, *A&AS*, 125, 501
- Jeffery, C. S. & Hamsch, F. J. 2019, *MNRAS*, 487, 4128
- Jeffery, C. S. & Schönberner, D. 2006, *A&A*, 459, 885
- Jones, D. & Boffin, H. M. J. 2017, *Nature Astronomy*, 1, 0117
- Jones, D., Boffin, H. M. J., Miszalski, B., et al. 2014, *A&A*, 562, A89
- Jones, D., Boffin, H. M. J., Rodríguez-Gil, P., et al. 2015, *A&A*, 580, A19
- Jones, D., Boffin, H. M. J., Sowicka, P., et al. 2019a, *MNRAS*, 482, L75
- Jones, D., Pejcha, O., & Corradi, R. L. M. 2019b, *MNRAS*, 489, 2195
- Jones, D., Van Winckel, H., Aller, A., Exter, K., & De Marco, O. 2017, *A&A*, 600, L9
- Jones, D. H. P., Evans, D. S., & Catchpole, R. M. 1969, *The Observatory*, 89, 18
- Jordan, S., Schmutz, W., Wolff, B., Werner, K., & Muerset, U. 1996, *A&A*, 312, 897
- Kaler, J. B. & Feibelman, W. A. 1985, *ApJ*, 297, 724
- Kaler, J. B. & Jacoby, G. H. 1991, *ApJ*, 372, 215
- Kaler, J. B., Shaw, R. A., & Kwitter, K. B. 1990, *ApJ*, 359, 392
- Kaler, J. B., Stanghellini, L., & Shaw, R. A. 1993, *A&A*, 279, 529
- Kastner, J. H., Balick, B., Blackman, E. G., et al. 2003, *ApJ*, 591, L37
- Kawka, A., Vennes, S., O'Toole, S., et al. 2015, *MNRAS*, 450, 3514
- Keller, G. R., Bianchi, L., & Maciel, W. J. 2014, *MNRAS*, 442, 1379
- Kepler, S. O., Pelisoli, I., Koester, D., et al. 2016, *MNRAS*, 455, 3413
- Kerber, F., Mignani, R. P., Guglielmetti, F., & Wicenc, A. 2003, *A&A*, 408, 1029
- Kilkenny, D., O'Donoghue, D., Worters, H. L., et al. 2015, *MNRAS*, 453, 1879
- Kilkenny, D., Spencer Jones, J. H., & Marang, F. 1988, *The Observatory*, 108, 88
- Kingsburgh, R. L. & Barlow, M. J. 1994, *MNRAS*, 271, 257
- Kleinman, S. J., Kepler, S. O., Koester, D., et al. 2013, *ApJS*, 204, 5
- Kniazev, A. Y. 2012, *Astronomy Letters*, 38, 707
- Koesterke, L. 2001, *Ap&SS*, 275, 41
- Koesterke, L. & Hamann, W. R. 1997a, in *IAU Symposium*, Vol. 180, *Planetary Nebulae*, ed. H. J. Habing & H. J. G. L. M. Lamers, 114
- Koesterke, L. & Hamann, W. R. 1997b, *A&A*, 320, 91
- Koller, J. & Kimeswenger, S. 2001, *ApJ*, 559, 419
- Kondrat'eva, L. N. 1994, *Astronomy Letters*, 20, 644
- Kramida, A., Yu. Ralchenko, Reader, J., & and NIST ASD Team. 2019, *NIST Atomic Spectra Database* (ver. 5.7), [Online]. Available: <https://physics.nist.gov/asd> [2017, April 9]. National Institute of Standards and Technology, Gaithersburg, MD.
- Kraus, M., Borges Fernandes, M., de Araújo, F. X., & Lamers, H. J. G. L. M. 2005, *A&A*, 441, 289
- Kudritzki, R. P., Mendez, R. H., Puls, J., & McCarthy, J. K. 1997, in *IAU Symposium*, Vol. 180, *Planetary Nebulae*, ed. H. J. Habing & H. J. G. L. M. Lamers, 64.K
- Kwitter, K. B., Jacoby, G. H., & Lydon, T. J. 1988, *AJ*, 96, 997
- Lamers, H. J. G. L. M., Zickgraf, F.-J., de Winter, D., Houziaux, L., & Zorec, J. 1998, *A&A*, 340, 117
- Latour, M., Fontaine, G., Green, E. M., & Brassard, P. 2015, *A&A*, 579, A39
- Law, W. Y. & Ritter, H. 1983, *A&A*, 123, 33
- Lee, S. J. & Hyung, S. 2013, *A&A*, 549, A65
- Lee, T.-H., Stanghellini, L., Ferrario, L., & Wickramasinghe, D. 2007, *AJ*, 133, 987
- Leone, F., Corradi, R. L. M., Martínez González, M. J., Asensio Ramos, A., & Manso Sainz, R. 2014, *A&A*, 563, A43
- Leuenhagen, U. & Hamann, W. R. 1994, *A&A*, 283, 567
- Leuenhagen, U. & Hamann, W.-R. 1998, *A&A*, 330, 265
- Liebert, J., Bond, H. E., Dufour, P., et al. 2013, *ApJ*, 769, 32
- Liebert, J., Fleming, T. A., Green, R. F., & Grauer, A. D. 1988, *PASP*, 100, 187
- Liebert, J., Tweedy, R. W., Napiwotzki, R., & Fulbright, M. S. 1995, *ApJ*, 441, 424
- Lisker, T., Heber, U., Napiwotzki, R., et al. 2005, *A&A*, 430, 223
- Liu, X. W., Storey, P. J., Barlow, M. J., et al. 2000, *MNRAS*, 312, 585
- Löbbling, L., Rauch, T., Miller Bertolami, M. M., et al. 2019, *MNRAS*, 489, 1054
- Lü, G., Zhu, C., Wang, Z., & Wang, N. 2009, *MNRAS*, 396, 1086
- Lutz, J., Fraser, O., McKeever, J., & Tugaga, D. 2010, *PASP*, 122, 524
- Lutz, J. H. 1977, *A&A*, 60, 93
- Lutz, J. H. 1984, *ApJ*, 279, 714
- Lutz, J. H. & Kaler, J. B. 1983, *PASP*, 95, 739
- Lutz, J. H. & Kaler, J. B. 1987, in *BAAS*, Vol. 19, 1090
- Lykou, F., Chesneau, O., Zijlstra, A. A., et al. 2011, *A&A*, 527, A105
- Maíz Apellániz, J., Sota, A., Arias, J. I., et al. 2016, *ApJS*, 224, 4
- Majaess, D., Carraro, G., Moni Bidin, C., et al. 2014, *A&A*, 567, A1
- Majaess, D. J., Turner, D. G., & Lane, D. J. 2007, *PASP*, 119, 1349
- Mal'Kov, Y. F. 1997, *Astronomy Reports*, 41, 760
- Mampaso, A., Corradi, R. L. M., Viironen, K., et al. 2006, *A&A*, 458, 203
- Manick, R., Miszalski, B., & McBride, V. 2015, *MNRAS*, 448, 1789
- Marcolino, W. L. F. & de Araújo, F. X. 2003, *AJ*, 126, 887
- McCarthy, J. K., Rich, R. M., Becker, S. R., et al. 1991, *ApJ*, 371, 380
- McCook, G. P. & Sion, E. M. 1987, *ApJS*, 65, 603
- McCook, G. P. & Sion, E. M. 1999, *ApJS*, 121, 1
- Medina, S., Peña, M., Morisset, C., & Stasińska, G. 2006, *Rev. Mexicana Astron. Astrofis.*, 42, 53
- Méndez, R. H. 1989, in *IAU Symposium*, Vol. 131, *Planetary Nebulae*, ed. S. Torres-Peimbert, 261–272
- Mendez, R. H. 1991, in *IAU Symposium*, Vol. 145, *Evolution of Stars: the Photospheric Abundance Connection*, ed. G. Michaud & A. V. Tutukov, 375
- Mendez, R. H., Groth, H. G., Husfeld, D., Kudritzki, R. P., & Herrero, A. 1988a, *A&A*, 197, L25
- Mendez, R. H., Herrero, A., & Manchado, A. 1990, *A&A*, 229, 152
- Mendez, R. H., Herrero, A., Manchado, A., & Kudritzki, R. P. 1991, *A&A*, 252, 265
- Mendez, R. H., Kudritzki, R. P., & Herrero, A. 1992, *A&A*, 260, 329
- Mendez, R. H., Kudritzki, R. P., Herrero, A., Husfeld, D., & Groth, H. G. 1988b, *A&A*, 190, 113
- Mendez, R. H., Kudritzki, R. P., & Simon, K. P. 1985, *A&A*, 142, 289
- Méndez, R. H., Kudritzki, R.-P., & Urbaneja, M. A. 2016, *ApJ*, 829, 73
- Mendez, R. H., Miguel, C. H., Heber, U., & Kudritzki, R. P. 1986, in *IAU Colloq. 87: Hydrogen Deficient Stars and Related Objects*, ed. K. Hunger, D. Schoenberner, & N. Kameswara Rao, 323
- Menzies, J. W. & Wolstencroft, R. D. 1990, *MNRAS*, 247, 177
- Mikołajewska, J. 2010, *arXiv e-prints*, arXiv:1011.5657
- Miller Bertolami, M. M. 2016, *A&A*, 588, A25
- Miller Bertolami, M. M. 2019, in *IAU Symposium*, Vol. 343, *IAU Symposium*, ed. F. Kerschbaum, M. Groenewegen, & H. Olofsson, 36–46
- Miller Bertolami, M. M. & Althaus, L. G. 2006, *A&A*, 454, 845
- Miranda, L. F., Guillén, P. F., Olguín, L., & Vázquez, R. 2017, *MNRAS*, 466, 2151
- Miranda, L. F., Torrelles, J. M., Guerrero, M. A., Vázquez, R., & Gómez, Y. 2001, *MNRAS*, 321, 487
- Miranda, L. F., Vázquez, R., Guerrero, M. A., Pereira, C. B., & Iñiguez-Garín, E. 2010, *PASA*, 27, 199
- Miranda, L. F., Vázquez, R., Torrelles, J. M., Eiroa, C., & Lopez, J. A. 1997, *MNRAS*, 288, 777
- Miszalski, B., Acker, A., Moffat, A. F. J., Parker, Q. A., & Udalski, A. 2009a, *A&A*, 496, 813
- Miszalski, B., Acker, A., Parker, Q. A., & Moffat, A. F. J. 2009b, *A&A*, 505, 249
- Miszalski, B., Boffin, H. M. J., & Corradi, R. L. M. 2013a, *MNRAS*, 428, L39
- Miszalski, B., Boffin, H. M. J., Frew, D. J., et al. 2012a, *MNRAS*, 419, 39
- Miszalski, B., Boffin, H. M. J., Jones, D., et al. 2013b, *MNRAS*, 436, 3068
- Miszalski, B., Corradi, R. L. M., Boffin, H. M. J., et al. 2011a, *MNRAS*, 413, 1264
- Miszalski, B., Crowther, P. A., De Marco, O., et al. 2012b, *Monthly Notices of the Royal Astronomical Society*, 423, 934
- Miszalski, B., Jones, D., Rodríguez-Gil, P., et al. 2011b, *A&A*, 531, A158
- Miszalski, B., Manick, R., Mikołajewska, J., et al. 2018a, *MNRAS*, 473, 2275
- Miszalski, B., Manick, R., Mikołajewska, J., Van Winckel, H., & Ikiewicz, K. 2018b, *PASA*, 35, e027
- Miszalski, B., Manick, R., Van Winckel, H., & Escorza, A. 2019a, *PASA*, 36, e018
- Miszalski, B., Manick, R., Van Winckel, H., & Mikołajewska, J. 2019b, *MNRAS*, 487, 1040
- Miszalski, B. & Mikołajewska, J. 2014, *MNRAS*, 440, 1410
- Miszalski, B., Mikołajewska, J., Köppen, J., et al. 2011c, *A&A*, 528, A39
- Miszalski, B., Mikołajewska, J., & Udalski, A. 2013c, *MNRAS*, 432, 3186
- Miszalski, B., Parker, Q. A., Acker, A., et al. 2008, *MNRAS*, 384, 525
- Miszalski, B., Woudt, P. A., Littlefair, S. P., et al. 2016, *MNRAS*, 456, 633
- Mitchell, D. L., O'Brien, T. J., Pollacco, D., & Bryce, M. 2007a, in *IAU Symposium*, Vol. 240, *Binary Stars as Critical Tools & Tests in Contemporary Astrophysics*, ed. W. I. Hartkopf, P. Harmanec, & E. F. Guinan, 429
- Mitchell, D. L., Pollacco, D., O'Brien, T. J., et al. 2007b, *MNRAS*, 374, 1404
- Moehler, S., Koester, D., Zoccali, M., et al. 2004, *A&A*, 420, 515
- Moehler, S., Landsman, W. B., Lanz, T., & Miller Bertolami, M. M. 2019, *A&A*, 627, A34
- Montez, R., J., Kastner, J. H., Balick, B., et al. 2015, *ApJ*, 800, 8
- Moreno-Ibáñez, M., Villaver, E., Shaw, R. A., & Stanghellini, L. 2016, *A&A*, 593, A29
- Morgan, D. H., Parker, Q. A., & Cohen, M. 2003, *MNRAS*, 346, 719
- Morgan, D. H., Parker, Q. A., & Russeil, D. 2001, *MNRAS*, 322, 877
- Motch, C., Werner, K., & Pakull, M. W. 1993, *A&A*, 268, 561
- Močnik, T., Lloyd, M., Pollacco, D., & Street, R. A. 2015, *MNRAS*, 451, 870
- Muerset, U., Schild, H., & Vogel, M. 1996, *A&A*, 307, 516

- Munari, U. 1997, in *Physical Processes in Symbiotic Binaries and Related Systems*, ed. J. Mikołajewska, 37
- Munari, U., Siviero, A., Tamajo, E., et al. 2012, *Baltic Astronomy*, 21, 180
- Munari, U. & Zwitter, T. 2002, *A&A*, 383, 188
- Muthumariappan, C., Parthasarathy, M., & Ita, Y. 2013, *MNRAS*, 435, 606
- Napiwotzki, R. 1998, in *Reviews in Modern Astronomy*, Vol. 11, *Reviews in Modern Astronomy*, ed. R. E. Schielicke, 3
- Napiwotzki, R. 1999, *A&A*, 350, 101
- Napiwotzki, R., Heber, U., & Koepfen, J. 1994, *A&A*, 292, 239
- Napiwotzki, R. & Schoenberner, D. 1995, *A&A*, 301, 545
- Napiwotzki, R. & Schonberner, D. 1993, in *IAU Symposium*, Vol. 155, *Planetary Nebulae*, ed. R. Weinberger & A. Acker, 495
- Napiwotzki, R., Tovmassian, G., Richer, M. G., et al. 2005, in *American Institute of Physics Conference Series*, Vol. 804, *Planetary Nebulae as Astronomical Tools*, ed. R. Szczerba, G. Stasińska, & S. K. Gorny, 173–176
- Neiner, C., Acker, A., Gesicki, K., & Szczerba, R. 2000, *A&A*, 358, 321
- Otsuka, M. & Hyung, S. 2019, arXiv e-prints, arXiv:1911.01390
- Otsuka, M., Hyung, S., & Tajitsu, A. 2015, *ApJS*, 217, 22
- Otsuka, M., Kemper, F., Cami, J., Peeters, E., & Bernard-Salas, J. 2014, *MNRAS*, 437, 2577
- Otsuka, M., Kemper, F., Hyung, S., et al. 2013, *ApJ*, 764, 77
- Öttl, S., Kimeswenger, S., & Zijlstra, A. A. 2014, *A&A*, 565, A87
- Oudmaijer, R. D. & Miroshnichenko, A. S. 2017, in *Astronomical Society of the Pacific Conference Series*, Vol. 508, *The B[e] Phenomenon: Forty Years of Studies*, ed. A. Miroshnichenko, S. Zharikov, D. Korčáková, & M. Wolf, 3
- Parker, Q. A., Acker, A., Frew, D. J., et al. 2006, *MNRAS*, 373, 79
- Parker, Q. A., Bojičić, I. S., & Frew, D. J. 2016, in *Journal of Physics Conference Series*, Vol. 728, *Journal of Physics Conference Series*, 032008
- Parker, Q. A. & Morgan, D. H. 2003, *MNRAS*, 341, 961
- Parthasarathy, M., Acker, A., & Stenholm, B. 1998, *A&A*, 329, L9
- Parthasarathy, M., García-Lario, P., de Martino, D., et al. 1995, *A&A*, 300, L25
- Peña, M. 2005, *Rev. Mexicana Astron. Astrofis.*, 41, 423
- Peña, M. & Medina, S. 2002, *Rev. Mexicana Astron. Astrofis.*, 38, 23
- Peña, M., Medina, S., & Stasińska, G. 2003, in *Revista Mexicana de Astronomía y Astrofísica Conference Series*, Vol. 18, *Revista Mexicana de Astronomía y Astrofísica Conference Series*, ed. M. Reyes-Ruiz & E. Vázquez-Semadeni, 84–89
- Peña, M., Rechy-García, J. S., & García-Rojas, J. 2013, *Rev. Mexicana Astron. Astrofis.*, 49, 87
- Peña, M. & Ruiz, M. T. 1998, *ApJ*, 504, L103
- Peña, M., Ruíz, M. T., Maza, J., & González, L. E. 1989, *Rev. Mexicana Astron. Astrofis.*, 17, 25
- Peña, M., Stasińska, G., & Medina, S. 2001, *A&A*, 367, 983
- Pena, M., Ruíz, M. T., Bergeron, P., Torres-Peimbert, S., & Heathcote, S. 1997, *A&A*, 317, 911
- Pena, M., Stasińska, G., Esteban, C., et al. 1998, *A&A*, 337, 866
- Pena, M., Torres-Peimbert, S., & Ruíz, M. T. 1992, *A&A*, 265, 757
- Pereira, C. B. 2004, *A&A*, 413, 1009
- Pereira, C. B., Baella, N. O., Daflon, S., & Miranda, L. F. 2010, *A&A*, 509, A13
- Pereira, C. B. & Miranda, L. F. 2005, *A&A*, 433, 579
- Pereira, C. B., Miranda, L. F., Smith, V. V., & Cunha, K. 2008, *A&A*, 477, 535
- Pereira, C. B., Smith, V. V., & Cunha, K. 2005, *A&A*, 429, 993
- Pereyra, M., López, J. A., & Richer, M. G. 2016, *AJ*, 151, 53
- Pereyra, M., Richer, M. G., & López, J. A. 2013, *ApJ*, 771, 114
- Perinotto, M. 1983, in *IAU Symposium*, Vol. 103, *Planetary Nebulae*, ed. L. H. Aller, 323–335
- Phillips, J. P. 2003, *MNRAS*, 344, 501
- Phillips, J. P. 2005a, *MNRAS*, 357, 619
- Phillips, J. P. 2005b, *MNRAS*, 362, 847
- Phillips, J. P. 2007, *MNRAS*, 376, 1120
- Phillips, J. P., Cuesta, L., & Kemp, S. N. 2005, *MNRAS*, 357, 548
- Pierce, M. J., Frew, D. J., Parker, Q. A., & Köppen, J. 2004, *PASA*, 21, 334
- Pinheiro, M. C., Copetti, M. V. F., & Oliveira, V. A. 2010, *A&A*, 521, A26
- Pollacco, D. 1999, *MNRAS*, 304, 127
- Pollacco, D. L. & Bell, S. A. 1994, *MNRAS*, 267, 452
- Pottasch, S. R., ed. 1984, *Astrophysics and Space Science Library*, Vol. 107, *Planetary nebulae - A study of late stages of stellar evolution*
- Pottasch, S. R. 1996, *A&A*, 307, 561
- Pottasch, S. R., Beintema, D. A., & Feibelman, W. A. 2005, *A&A*, 436, 953
- Pottasch, S. R., Bernard-Salas, J., & Roellig, T. L. 2007, *A&A*, 471, 865
- Pottasch, S. R., Wesselius, P. R., Wu, C.-C., Fieten, H., & van Duinen, R. J. 1978, *A&A*, 62, 95
- Preite-Martinez, A., Acker, A., Koepfen, J., & Stenholm, B. 1989, *A&AS*, 81, 309
- Preite-Martinez, A., Acker, A., Koepfen, J., & Stenholm, B. 1991, *A&AS*, 88, 121
- Ramos-Larios, G. & Phillips, J. P. 2005, *MNRAS*, 357, 732
- Ratag, M. A., Pottasch, S. R., Dennefeld, M., & Menzies, J. 1997, *A&AS*, 126, 297
- Rauch, T., Dreizler, S., & Wolff, B. 1998, *A&A*, 338, 651
- Rauch, T., Heber, U., & Werner, K. 2002, *A&A*, 381, 1007
- Rauch, T., Koepfen, J., & Werner, K. 1994, *A&A*, 286, 543
- Rauch, T., Koepfen, J., & Werner, K. 1996, *A&A*, 310, 613
- Rauch, T., Köppen, J., Napiwotzki, R., & Werner, K. 1999, *A&A*, 347, 169
- Rauch, T., Reiff, E., Werner, K., et al. 2006, in *Astronomical Society of the Pacific Conference Series*, Vol. 348, *Astrophysics in the Far Ultraviolet: Five Years of Discovery with FUSE*, ed. G. Sonneborn, H. W. Moos, & B.-G. Andersson, 194
- Rauch, T., Reiff, E., Werner, K., & Kruk, J. W. 2008, in *Astronomical Society of the Pacific Conference Series*, Vol. 391, *Hydrogen-Deficient Stars*, ed. A. Werner & T. Rauch, 135
- Reindl, N., Finch, N., Schaffenroth, V., et al. 2018, *Galaxies*, 6, 88
- Reindl, N., Rauch, T., Miller Bertolami, M. M., Todt, H., & Werner, K. 2017, *MNRAS*, 464, L51
- Reindl, N., Rauch, T., Parthasarathy, M., et al. 2014a, *A&A*, 565, A40
- Reindl, N., Rauch, T., Werner, K., Kruk, J. W., & Todt, H. 2014b, *A&A*, 566, A116
- Reindl, N., Schaffenroth, V., Miller Bertolami, M., et al. 2020, *A&A submitted*
- Reynolds, R. J. 1987, *ApJ*, 315, 234
- Rodríguez, M., Corradi, R. L. M., & Mampaso, A. 2001, *A&A*, 377, 1042
- Rodríguez-Flores, E. R., Corradi, R. L. M., Mampaso, A., et al. 2014a, *A&A*, 567, A49
- Rodríguez-Flores, E. R., Corradi, R. L. M., Mampaso, A., et al. 2014b, *A&A*, 567, A49
- Sabach, E. & Soker, N. 2018, *MNRAS*, 473, 286
- Sabbadin, F., Falomo, R., & Ortolani, S. 1987, *A&AS*, 67, 541
- Santander-García, M., Rodríguez-Gil, P., Corradi, R. L. M., et al. 2015, *Nature*, 519, 63
- Saracino, S., Dalessandro, E., Ferraro, F. R., et al. 2016, *ApJ*, 832, 48
- Saurer, W., Werner, K., & Weinberger, R. 1997, *A&A*, 328, 598
- Schaffenroth, V., Barlow, B. N., Geier, S., et al. 2019, *A&A*, 630, A80
- Schmeja, S. & Kimeswenger, S. 2001, *A&A*, 377, L18
- Schreiber, M. R. & Gänsicke, B. T. 2003, *A&A*, 406, 305
- Shaw, R. A. & Kaler, J. B. 1989, *ApJS*, 69, 495
- Shen, Z. X., Liu, X. W., & Danziger, I. J. 2004, *A&A*, 422, 563
- Shimanskii, V. V., Borisov, N. V., Pozdnyakova, S. A., et al. 2008, *Astronomy Reports*, 52, 558
- Smith, L. F. & Aller, L. H. 1969, *ApJ*, 157, 1245
- Smith, N., Bally, J., & Walawender, J. 2007, *AJ*, 134, 846
- Soker, N. 2016, *MNRAS*, 455, 1584
- Soker, N. & Zucker, D. B. 1997, *MNRAS*, 289, 665
- Sota, A., Maíz Apellániz, J., Morrell, N. I., et al. 2014, *ApJS*, 211, 10
- Sota, A., Maíz Apellániz, J., Walborn, N. R., et al. 2011, *ApJS*, 193, 24
- Stanghellini, L., Bucciarelli, B., Lattanzi, M. G., & Morbidelli, R. 2019, arXiv e-prints, arXiv:1910.09680
- Stanghellini, L., Bucciarelli, B., Lattanzi, M. G., & Morbidelli, R. 2020, *ApJ*, 889, 21
- Stanghellini, L., Corradi, R. L. M., & Schwarz, H. E. 1993, *A&A*, 276, 463
- Stanghellini, L., Kaler, J. B., & Shaw, R. A. 1994, *A&A*, 291, 604
- Stanghellini, L., Kaler, J. B., Shaw, R. A., & di Serego Alighieri, S. 1995, *A&A*, 302, 211
- Stanghellini, L. & Pasquali, A. 1995, *ApJ*, 452, 286
- Stanghellini, L., Villaver, E., Manchado, A., & Guerrero, M. A. 2002, *ApJ*, 576, 285
- Steffen, M., Hubrig, S., Todt, H., et al. 2014, *A&A*, 570, A88
- Stenholm, B. & Acker, A. 1987, *A&AS*, 68, 51
- Sterling, N. C., Porter, R. L., & Dinerstein, H. L. 2015, *ApJS*, 218, 25
- Surendiranath, R. 2002, *A&A*, 390, 667
- Szyska, C., Walsh, J. R., Zijlstra, A. A., & Tsamis, Y. G. 2009, *ApJ*, 707, L32
- Tamura, S. & Shaw, R. A. 1987, *PASP*, 99, 1264
- Thorstensen, J. R. & Skinner, J. N. 2012, *AJ*, 144, 81
- Toalá, J. A., Guerrero, M. A., Todt, H., et al. 2015, *ApJ*, 799, 67
- Toalá, J. A., Ramos-Larios, G., Guerrero, M. A., & Todt, H. 2019, *MNRAS*, 485, 3360
- Todt, H. 2009, PhD thesis, Universitat Potsdam
- Todt, H., Miszalski, B., Toalá, J. A., & Guerrero, M. A. 2017, in *IAU Symposium*, Vol. 323, *Planetary Nebulae: Multi-Wavelength Probes of Stellar and Galactic Evolution*, ed. X. Liu, L. Stanghellini, & A. Karakas, 174–178
- Todt, H., Peña, M., Hamann, W. R., & Gräfener, G. 2010, *A&A*, 515, A83
- Tomov, T. 2003, in *Astronomical Society of the Pacific Conference Series*, Vol. 303, *Symbiotic Stars Probing Stellar Evolution*, ed. R. L. M. Corradi, J. Mikołajewska, & T. J. Mahoney, 376
- Torres-Peimbert, S., Arrieta, A., & Bautista, M. 2010, *Rev. Mexicana Astron. Astrofis.*, 46, 221
- Tovmassian, G., Yungelson, L., Rauch, T., et al. 2010, *ApJ*, 714, 178
- Tovmassian, G. H., Napiwotzki, R., Richer, M. G., et al. 2004, *ApJ*, 616, 485
- Traulsen, I., Hoffmann, A. I. D., Rauch, T., et al. 2005, *Astronomical Society of the Pacific Conference Series*, Vol. 334, *HST and FUSE Spectroscopy of Hot Hydrogen-Rich Central Stars of Planetary Nebulae*, ed. D. Koester & S. Moehler, 325

- Tylenda, R., Acker, A., Gleizes, F., & Stenholm, B. 1989, *A&AS*, 77, 39  
 Tylenda, R., Acker, A., & Stenholm, B. 1993, *A&AS*, 102, 595  
 Tylenda, R., Acker, A., Stenholm, B., Gleizes, F., & Raytchev, B. 1991, *A&AS*, 89, 77  
 Tylenda, R. & Stasińska, G. 1994, *A&A*, 288, 897  
 Tyndall, A. A., Jones, D., Boffin, H. M. J., et al. 2013, *MNRAS*, 436, 2082  
 Tyne, V. H., Evans, A., Geballe, T. R., et al. 2002, *MNRAS*, 334, 875  
 Ueta, T., Ladjal, D., Exter, K. M., et al. 2014, *A&A*, 565, A36  
 van der Hucht, K. A., Conti, P. S., Lundstrom, I., & Stenholm, B. 1981a, *Space Sci. Rev.*, 28, 307  
 van der Hucht, K. A., Conti, P. S., Lundstrom, I., & Stenholm, B. 1981b, *Space Sci. Rev.*, 28, 227  
 Van Winckel, H., Jorissen, A., Exter, K., et al. 2014, *A&A*, 563, L10  
 Walborn, N. R. & Fitzpatrick, E. L. 1990, *PASP*, 102, 379  
 Walsh, J. R. & Walton, N. A. 1996, *A&A*, 315, 253  
 Walton, N. A., Walsh, J. R., & Pottasch, S. R. 1993, *A&A*, 275, 256  
 Wang, W. & Liu, X. W. 2007, *MNRAS*, 381, 669  
 Wassermann, D., Werner, K., Rauch, T., & Kruk, J. W. 2010, *A&A*, 524, A9  
 Weidmann, W., Gamen, R., Mast, D., et al. 2018, *A&A*, 614, A135  
 Weidmann, W. A. 2009, PhD thesis, Universidad Nacional de Cordoba  
 Weidmann, W. A. & Gamen, R. 2011a, *A&A*, 531, A172  
 Weidmann, W. A. & Gamen, R. 2011b, *A&A*, 526, A6  
 Weidmann, W. A., Méndez, R. H., & Gamen, R. 2015, *A&A*, 579, A86  
 Weinberger, R., Kerber, F., & Groebner, H. 1997, *A&A*, 323, 963  
 Werner, K. 1992, *Analysis of PG 1159 stars*, ed. U. Heber & C. S. Jeffery, Vol. 401, 273  
 Werner, K. 1995, *Baltic Astronomy*, 4, 340  
 Werner, K., Dreizler, S., & Wolff, B. 1995, *A&A*, 298, 567  
 Werner, K. & Herwig, F. 2006, *PASP*, 118, 183  
 Werner, K. & Koesterke, L. 1992, *NLTE analysis of the hydrogen-deficient central star of the planetary nebula Abell 78*, ed. U. Heber & C. S. Jeffery, Vol. 401, 288  
 Werner, K. & Rauch, T. 1994, *A&A*, 284, L5  
 Werner, K., Rauch, T., & Kruk, J. W. 2016, *A&A*, 593, A104  
 Werner, K., Rauch, T., & Reindl, N. 2019, *MNRAS*, 483, 5291  
 Wesemael, F., Green, R. F., & Liebert, J. 1985, *ApJS*, 58, 379  
 Wesson, R., Jones, D., García-Rojas, J., Boffin, H. M. J., & Corradi, R. L. M. 2018, *MNRAS*, 480, 4589  
 Whelan, J. & Iben, Jr., I. 1973, *ApJ*, 186, 1007  
 Williams, K. A., Canton, P. A., Bellini, A., et al. 2018, *ApJ*, 867, 62  
 Włodarczyk, K. & Olszewski, P. 1994, *Acta Astron.*, 44, 407  
 Wright, N. J., Barlow, M. J., Ercolano, B., & Rauch, T. 2011, *MNRAS*, 418, 370  
 Yuan, H. B. & Liu, X. W. 2013, *MNRAS*, 436, 718  
 Yudin, B. F. 1983, *Astronomicheskij Tsirkulyar*, 1250, 7  
 Zacharias, N., Finch, C. T., Girard, T. M., et al. 2012, *VizieR Online Data Catalog*, I/322A  
 Zhang, C. Y. & Kwok, S. 1993, *ApJS*, 88, 137  
 Zhang, Y. & Liu, X. W. 2002, *MNRAS*, 337, 499  
 Ziegler, M., Rauch, T., Werner, K., Köppen, J., & Kruk, J. W. 2012a, *A&A*, 548, A109  
 Ziegler, M., Rauch, T., Werner, K., & Kruk, J. W. 2012b, in *IAU Symposium*, Vol. 283, *IAU Symposium*, 211–214  
 Zijlstra, A., Pottasch, S., & Bignell, C. 1990, *A&AS*, 82, 273  
 Zijlstra, A. A., van Hoof, P. A. M., Chapman, J. M., & Loup, C. 1994, *A&A*, 290, 228  
 Zijlstra, A. A. & Walsh, J. R. 1996, *A&A*, 312, L21  
 Zuckerman, B. & Aller, L. H. 1986, *ApJ*, 301, 772

## Appendix A: Symbiotic stars?

Symbiotic stars (SySt) are binary systems composed by a cold giant (red giant or Mira star) and an evolved hot star (in most cases, a white dwarf), in which the giant transfers material to the white dwarf star via stellar wind (Mikolajewska 2010). The wind is ionized by the UV radiation field from the evolved companion, producing a spectrum with emission-lines typical of PNe. In addition to these emission-lines, SySt generally exhibit absorption features (e.g. TiO and VO) produced in the cool stellar photosphere of the giant (Corradi et al. 2003). Symbiotic stars allow to study physical processes such as the powering mechanism of supersoft X-ray sources (Jordan et al. 1996), the thermonuclear outbursts (Munari 1997), the collimation of stellar winds and formation of jets (Tomov 2003) or their relation with the formation of bipolar PNe (Corradi et al. 2003).

Another important aspect is that SySt are, probably, progenitors of Type Ia supernovae (see e.g. Whelan & Iben 1973; Hachisu et al. 1999; Lü et al. 2009; Di Stefano 2010; Chen et al. 2011). SySt are divided into three categories: (i) The S-type (*stellar*) in which the giant has a M-spectral type and dominates the emission in the near-IR, showing the presence of stellar photospheres at (3 000–4 000 K) (Belczyński et al. 2000b; Akras et al. 2019). (ii) The D-type systems (*dusty*) in which the cool companion is a Mira variable star and the near-IR emission corresponds to the dusty envelope around the systems. And (iii) D'-type symbiotic stars which are characterized by a F, G or K type cool giant surrounded by a dust shell (Allen 1984). A new type of SySt namely S+IR, a S-type with an infrared excess in the 11.6 and/or 22.1  $\mu\text{m}$  bands, was proposed by Akras et al. (2019).

Evolutionary links between PNe and symbiotic systems are likely. A kind of symbiotic outflow around D-type symbiotic Miras shows morphological similarities with bipolar PNe, indicating that symbiotic Miras, in an evolutionary phase, are a prelude to formation of genuine PNe. This transition occurs when the Mira variable of SySt loses its envelope and forms a PN (Corradi et al. 2003). Note that nebulae observed around symbiotic Miras are not PNe. On the other hand, many current symbiotic stars may have gone through the PN phase, when the current WD companion was at an early phase in its evolution. Similarly, many PNe with binary central stars may turn-up into symbiotic systems in the future when the companion star evolves into to AGB phase (Frew & Parker 2010).

Symbiotic stars can be discriminated from PNe using either near-IR colours or, in the optical spectra, the presence of the red continuum and strong [O III]  $\lambda 4363$  relative to  $\lambda 5007$  in higher-excitation objects. Given that symbiotic stars are generally much denser than even the youngest PNe, Gutierrez-Moreno (1988) and Gutierrez-Moreno et al. (1995b) used the [O III]  $\lambda 4363$  /  $\lambda 5007$  line ratio to separate PNe from symbiotics. Colour-colour diagrams using near-IR and optical colours were used (Schmeja & Kimeswenger 2001; Ramos-Larios & Phillips 2005; Corradi et al. 2008). Recently, Ikiewicz & Mikolajewska (2017) also proposed a number of new diagnostic diagrams in the optical regime for discriminating SySt from PNe. For instance, they used diagnostic diagrams based on the He I recombination lines.

Our catalogue has eleven CSPNe classified as SySt, which are presented in Table A.1. Two objects of this list are classified as possible PNe (PM 1–322 and Mz 3) in the Hong Kong/AAO/Strasbourg H $\alpha$  PNe database (HASH; Parker et al. 2016). The spectroscopy of these possible PNe is insufficiently conclusive due to the combination of low S/N spectra, low surface brightness and insufficient wavelength coverage. The spectrum of PM 1–322 presents the typical forbidden emission lines of a PN as well as the Balmer and Paschen recombination lines. The spectral characteristics indicate that PM 1–322 is a young PN, however, its high density and its position on the diagnostic diagram of Gutierrez-Moreno et al. (1995b) suggest a symbiotic nature (Pereira & Miranda 2005). Mz 3 is widely classified as a bipolar PN based on its optical spectral characteristics and morphology (Acker et al. 1992b). However, the position of Mz 3 on the near-IR colour diagrams strongly indicates that it has a symbiotic binary nucleus (Schmeja & Kimeswenger 2001).

M 1–44 and CTSS 2 are catalogued as true PNe in the HASH catalogue. They are confirmed PNe with multi-wavelength PN-type morphologies and PN spectral features (Parker et al. 2016). For M 1–44 the near-IR photometry indicates the possible presence of a cool component (G-K giant). However, the giant

may not be associated with the nebula (Belczyński et al. 2000a; Phillips 2007).

The source K 4–57 is presented as a PN candidate in HASH (Parker et al. 2016). It appears in the PNe catalogue by Acker et al. (1992b). However, its optical spectrum is similar to a SySt with nebular emission lines of low to high ionization species and a faint slow rising continuum (Rodríguez-Flores et al. 2014a). In addition, the location of the source in the high-density region of the optical diagram from Gutierrez-Moreno et al. (1995b), which is typical of symbiotic stars, reveals the possible presence of a symbiotic nebula.

Hen 2–442 was previously classified as PN (Acker et al. 1992b), however it is now catalogued as a true SySt (Parker et al. 2016). The near-IR spectrum exhibits the presence of a red giant and the optical one is dominated by nebular lines and shows a weak evidence of TiO bands (Yudin 1983), confirming its symbiotic nature (Rodríguez-Flores et al. 2014a).

The other five objects: H 2–43, Th 4–1, Hen 2–25, Hen 2–57 and 19w32 are classified as SySt candidates (Parker et al. 2016). Three of these objects (H 2–43, He 2–25, and 19w32) were previously classified as planetary nebulae. They were subsequently found to have near-IR colours which are consistent with symbiotic binary nucleus (Belczyński et al. 2000a; Schmeja & Kimeswenger 2001; Pereira & Miranda 2005; Phillips 2007). The spectra of Th 4–1 and Hen 2–57 indicate they are genuine PNe, but this spectroscopic information do not allow to totally rule out the possibility of being a symbiotic nature.

Table A.1 shows that these objects, in general, belong to the symbiotic class D/D' (Akras et al. 2019). D-type SySt are in more evolved phase than S-types. D-types contain AGB stars as the cold components whereas the S-type SySt have RGB stars (Muerstet et al. 1996). The intense mass-loss generated during the end of the TP-AGB stage is responsible for the formation of the dusty shell in D-type SySt.

**Table A.1.** Sample of CSPNe classified as SySt.

PN G	name	prev. class.	Akras class.
#8	PM 1–322	?	D'
003.4–04.8	H 2–43	D	D
004.9–04.9	M 1–44	S	S+IR
007.5+04.3	Th 4–1	?	?
044.1+05.8	CTSS 2	?	?
061.8+02.1	Hen 2–442	D	D
107.4–00.6	K 4–57	D	D
275.2–03.7	Hen 2–25	?	D'
289.6–01.6	Hen 2–57	?	D
331.7–01.0	Mz 3	?	D
359.2+01.2	19w32	D	D'

## Appendix B: Objects rejected from the catalogue

IRAS 17150–3224 (PN G353.8+02.9), strong evidence that is not PN. Hu et al. (1993) show the optical spectra and classify it as G2 I.

RE 1738+665 (PN G096.9+32.0), it is a faint, irregular HII region in the ISM (Frew 2008).

Zijlstra & Walsh (1996) proved that the PNe He 2–436 (PN G004.8–22.7) and WRAY 16–423 (PN G006.8–19.8) are not linked to our galaxy.

Sh 2–128 (PN G325.8+04.5), Bohigas & Tapia (2003) showed that this is an HII region.

## Appendix C: Spectral classification of peculiar CSPNe

Thanks to the identification of certain ions in published spectra, it was possible to improve the spectral classification for several objects. In the cases when two or more different spectral classifications were available, the relevance of each one is discussed in the text.

2MASS J18482874–1237434: This object was classified as PN by Miszalski & Mikołajewska (2014) who reported He II absorption lines at 4540 and 4686Å. According to our spectral classification system, this CSPN is an O-type.

A 41: This object requires special attention. On one hand, Włodarczyk & Olszewski (1994) reported that the primary component of the binary system is a sdB (they do not show spectra). On the other hand, Green et al. (1984) classified this CSPN as sdO, and show spectra where H $\beta$  is clearly visible in absorption. As a more probable classification, we prefer a sdO type.

A 46: According to Pollacco & Bell (1994), this CSPN presents Balmer, He II, and N V  $\lambda$ 4603–19 lines in absorption. It also shows emission of C IV, C III, and N III. On the other hand, Mitchell et al. (2007b) classified it as M6 V. Moreover, De Marco (2009) report that the secondary star is a M6 V. There exists a possibility that the object is a sdO (Aller et al. 2015a). We classify this CSPN as O(H)3 + M6 V.

CRBB 1: According to the spectra shown by McCarthy et al. (1991) we classify this star as B0 III.

ESO 330–9: This object presents a distorted morphology. The CSPN is not at the geometric center. Hillwig et al. (2017b) show a spectrum where only an absorption of He II at 4686Å is visible. Moreover, Fig. 1 of Boffin et al. (2012b) shows clear Hydrogen absorption lines, He II and N V (4603–19Å) together with emission lines of C IV and O V<sup>4</sup>. In addition, the authors report that this planetary nebula nucleus is constituted by a double-degenerate central star. Both stars are responsible for the ionization of the nebula. We classify this CSPN as O(H)3-4.

H 2–1: The CSPN is classified as [WC 11] by Górny et al. (2009), who show a spectrum in the range 5200–7300Å. However, in the spectrum taken by Mendez et al. (1988b) H $\gamma$  is in absorption, He I, and He II are evident. We reclassify this CSPN as O(H)5-9.

Hb 12: Aller & Keyes (1985) suggest that the emission lines equivalent width does not correspond to a [WR]. The H $\alpha$  line presents broad emission (Arrieta & Torres-Peimbert 2002) and the spectrum does not present absorption lines (Arrieta & Torres-Peimbert 2003). This object could be in a previous stage to a PN. We keep both classifications, possible B[e] and possible [WN 7].

Hen 2–11: Górny & Siódmiak (2003) reported non-stellar emission lines, but Górny et al. (2004) classified this object as wels. However, the spectrum showed by Jones et al. (2014) displays subtle He II absorption at 5412Å. In this context, we prefer an O-type.

Hen 2–108: Górny (2014) classified this CSPN as VL. However, the spectra display clear He II absorption at 5412Å and subtle C IV absorption at 5806Å. According to the spectrum shown by Hultsch et al. (2007), the CSPN shows He I, He II, and H $\gamma$  absorption. We classify this object as O(H).

Hen 2–131: Górny (2014) classified this CSPN as VL. However, the spectra display clear He II absorption at 5412Å and subtle C IV absorption at 5806Å. Zuckerman & Aller (1986) re-

<sup>4</sup> <https://science.sciencemag.org/content/sci/suppl/2012/11/07/>



ported a Of8 spectral type and P-Cygni profile. Heap (1977) reported a O7(f)eq spectral type and showed the spectra where Balmer line absorption is visible. While Guerrero & De Marco (2013) reported Of(H) and Tylanda et al. (1993) classified it as wels. We prefer to adopt a spectral type O(H).

Hen 2–138: Mendez et al. (1988b) classified this object as Of(H), but considering these author spectra we propose a reclassification as O(H)7-9f.

Hen 2–146: There are two possible CSPNe in this object. Both display a late spectral type (Jones et al. 1969). To be consistent with this catalogue nomenclature, we prefer a classification K-M.

Hen 2–155: The spectra showed by Jones et al. (2015) display H absorption lines, He II, O v (at 5114Å), and C iv (at 5801-12Å). We classify this CSPN as O(H)3-5.

Hen 2–161: The spectra show Balmer absorption lines, He II  $\lambda$ 4542Å, He II  $\lambda$ 5412Å, N v  $\lambda$ 4603-19Å, O v at  $\lambda$ 5114, and C iv emission at  $\lambda$ 5801-12Å (Jones et al. (2015) and private communication with Jones). In addition I(4542)~I(4603), in this sense we suggest a spectral type O(H)3-4.

Hen 2–442: Arkhipova et al. (1985) reported that there are two stellar sources separated by 6 arcsec, and both sources produce PN-like emission spectra. A description of this objects is presented by Rodríguez-Flores et al. (2014b).

Hen 2–260: According to the spectrum shown by Hultzsch et al. (2007), the CSPN shows He I, He II, and Balmer absorption. I(4471)>I(4542) implies a later star than O(H)7. Nevertheless, the intensity of the He II lines is significant. Si III absorption lines (at 4552, 4567 and 4574Å) are evident in the spectrum published by Kudritzki et al. (1997). According to this, we classify this star as O(H)7-8.

Hf 2–2: Hillwig et al. (2016a) indicate that Balmer and He II absorption lines are clearly visible in the spectrum. Moreover, in the spectrum shown by the authors, strong N v absorption lines at 4603-19Å are present. This features are typical of an O(H)3 star.

IC 2149: This CSPN is classified as O4f in SECGPN, and Guerrero & De Marco (2013) classify it as Of(H). Feibelman et al. (1994) reported stellar features at the optical range. We adopt the spectral type O(H)4f.

IC 2553: Ali & Dopita (2017) showed that the emission lines of N III 4631+4641Å, C III 4650Å, and O III+O V 5592Å are of nebular origin. The only line that could be stellar is 5806Å. These authors ruled out the wels classification. In this sense, we prefer to classify this CSPN as emission line.

IC 4776: Aller (1975) classified this CSPN as a possible [WC 6]. More recently, Miszalski et al. (2019b) analyzed and presented high resolution spectra. They ruled out a spectral type [WR] neither Of. Moreover, they could not affirm if the CSPN is H-rich or not. According to the strong He II absorption line we prefer an O-type spectral classification.

IC 4846: This CSPN displays H $\gamma$  absorption lines and He II (4200, 4541Å) together with He II emission line at 4686Å (Hyung et al. 2001b). In addition García-Hernández & Górny (2014) reported C iv emission at 5806Å. We adopt a classification O(H)3-4 f.

IC 5217: Certainly the central star of this object requires further study. Cerruti-Sola & Perinotto (1985) classified this object as Of-WR, Hyung et al. (2001a) as WC(WNb ?), Tylanda et al. (1993) as wels, and Acker & Neiner (2003) as [WC 8-9]?. There is no spectrum published. Cautiously, we adopt a classification [WC]?.

K 1–2: Exter et al. (2003) described this object but does not show the spectrum or classify it. They detected He II and H $\beta$  stellar features. In addition, they mentioned that H $\beta$  absorption is wide. On the other hand, De Marco (2009) reported that the secondary star of the binary system is a K2 V (or earlier). We classify it as O(H) + K2 V.

M 1–12: Previously, in Weidmann & Gamen (2011b) we classified this CSPN as [WC 10-11]. Nevertheless, in a spectra showed by Kniazev (2012) an absorption at 5412Å is clear. So, we prefer a classification O-type.

M 1–37: According to the spectrum shown by Hultzsch et al. (2007), the CSPN shows He I, He II, and H $\gamma$  absorption. Taking into account that it is a noisy spectrum, we can say that the star is O(H) type. The spectrum presented by Kudritzki et al. (1997) shows strong P-Cygni-type profiles at 4471Å. Although this object was classified as [WC 11] by Gesicki et al. (2006), this classification is discarded because of the H $\gamma$  feature. On the other hand, the object was classified as a peculiar star by HP2007.

M 1–38: Górny et al. (2009) classified this object as [WC 11], but its spectra is not conclusive. On the other hand, Hultzsch et al. (2007) showed an spectrum with clear Balmer, He I, and He II absorption lines. Moreover, I(4471)>I(4542). We classify this star as O(H)7-8.

M 1–44: Seemingly the object is not well identified. Lutz & Kaler (1983) did one of the first identifications and mentioned two stars that are separated by 2 arcsec. Later, Stenholm & Acker (1987) classified this star as possible PN, and possible SySt is the conclusion of Belczyński et al. (2000a). A deeper investigation is required for this object.

M 1–77: Object classified as possible OB star by SECGPN. De Marco (2009) showed some absorption lines, i.e., H $\delta$ , O II, and He I. This information is not enough to classify it. We assume these are the most intense lines in the spectrum. The O II features are especially important in B1 type star (Walborn & Fitzpatrick 1990). Hence, we classify this star as B1.

M 2–12: According to the spectrum shown by Hultzsch et al. (2007), the CSPN displays He I and He II absorption lines, with I(4471)>I(4542). The presence of Balmer features is not evident. Górny et al. (2004) classified this objects as [WC 11], although the spectrum shown by Hultzsch et al. (2007) discards this classification. We classify this star as an O7-8.

M 2–54: It is a variable star with a magnitude variation amplitude of up to 0.3 mag in Johnson V band (Handler 1999). It could also be a post-AGB star (Gaubá & Parthasarathy 2003). Nevertheless, the same authors classify it as O9 V.

M 3–1: We could not detect any stellar feature in this object (Weidmann & Gamen 2011b). But in the spectra showed by Jones et al. (2019a) absorptions at H $\beta$  and 5412Å are evident. We classify this CSPN as O(H).

M 3–2: Spectra showed by Kniazev (2012) display clear Balmer absorption lines. We classify this CSPN as H-rich.

My 60: Basurah et al. (2016) classified this CSPN as O(H), however they only observed O VI emission lines at 3811-34Å. On the other hand, Górny (2014) has classified it as wels. In this situation we prefer to classify it as emission line.

MyCn 18: This object received different types of classifications, Mendez (1991) and Miszalski et al. (2018b) classified the CSPN as Of(H). On the other hand, Peña et al. (2013) report a spectral type [WC]–PG 1159. While Lee et al. (2007) with high quality spectra did not detect Balmer absorption and classified this object as Of(c). Based on the quality of the published spectra we choose the classification Of(c).

NGC 1360: CSPN classified as O(H) by Mendez (1991). Nevertheless, in the spectra showed by Mendez et al. (1988b) strong absorption of He II at 4686Å is visible. On the other hand, in the spectra presented by Herald & Bianchi (2011) no He I absorption can be appreciated. In this sense, we classified this CSPN as O(H)3-4.

NGC 1535: In the spectrum showed by Mendez et al. (1988b) the H absorption is evident, and it is confirmed by Guerrero & De Marco (2013). According to this, we classify this CSPN as O(H)5.

NGC 3211: Basurah et al. (2016) classified this CSPN as O(H). Nevertheless, they did not observe the Balmer series; they only detected O VI emission lines at 3811-34Å. In this situation we prefer to classify this object as emission line.

NGC 5979: Basurah et al. (2016) observed this CSPN and classified it as O (H). However, according to the features displayed in their spectra, in particular C IV at 5806Å and O III at 5592Å, we prefer to classify this object as O(H)3-4. It is noteworthy that the spectrum obtained by Basurah et al. (2016) shows clear O VI emission lines. These lines are typical of [WO] stars.

NGC 6026: WD2011a reported a spectral type O(H)7. For their part, Hillwig et al. (2010) classified this object as O7 V. So we classify this CSPN as O(H)7 V.

NGC 6058: Object classified previously by Pottasch (1984) as O9, and by Guerrero & De Marco (2013) as O(H). Nevertheless, in the spectra showed by Herald & Bianchi (2011) strong H, He II, and N V absorptions are revealed. We classify this CSPN as O(H)3.

NGC 6210: Object classified by Pottasch et al. (1978) as O6, and as O(H) by Guerrero & De Marco (2013). Nevertheless, in the spectra showed by Herald & Bianchi (2011) strong H, He II, and N V absorption are revealed. We decided to classify this CSPN as O(H)3.

NGC 6629: This CSPN was classified as possible [WC 4] (Acker & Neiner 2003) and as wels by (Tylanda et al. 1993). Nevertheless, in the spectra showed by Mendez et al. (1988b) and Leone et al. (2014), the Balmer series together with the He II absorption are present. According to this, we propose a spectral type O(H) for this CSPN.

NGC 6778: Previously classified as cont. by (Feibelman 1994). Miszalski et al. (2011b) showed a high quality spectra where the absorptions at H $\beta$ , He II, and N V (4603-19Å) are evident. We classify this CSPN as O(H)3-4.

Pa 5: García-Díaz et al. (2014) classified the central star of this new PN as PG 1159. They reported He II, Balmer series, and Ca II photospheric lines. On the other hand De Marco et al. (2015) classified the star as O(He). We consider that the lines identified by these authors are insufficient to classify this object as a PG 1159. We prefer a spectral classification O(H).

PRTM 1: Peña & Ruiz (1998) reported that the central star have an O(H) spectral type. Later, the high quality spectra obtained by Boffin et al. (2012a) display absorption lines of He II (5412 and 4686Å), O V (5114Å), N V (4603-19Å), and emission lines of C IV (4658, 5801-12Å) O V (4930Å), N V (4945Å). All of this features are compatible with an O(H)3-4 type. In this sense, it is surprising that the line N IV at 5200-03Å does not appear. In addition, the authors identified an emission line at 5292Å, that they associated to O VI. Nevertheless, the NIST Atomic Spectra Database (Kramida et al. 2019) do not include this line for O VI. Instead, we consider that this line better match with Ne IV.

SkAc 1: The CSPN of this object was identified in a WD survey (Kepler et al. 2016). Although the authors did not assign a

spectral classification to the spectrum, the Balmer series together with He II absorption at 4686 and 5412Å are clearly seen. We opt for a spectral classification DAO.

TC 1: SECGPN reported a spectral type Of(H), and in the spectra showed by Mendez et al. (1988b) the He I lines are clear and strong. Zuckerman & Aller (1986) reported P-Cygni profile. For this reason, we prefer a classification O(H)5-9f.

TS 01: Tovmassian et al. (2004) classified this CSPN as WD/NS, nevertheless in the spectrum that these author showed, the Balmer series is clear but the He II stellar lines are not. With this evidence, we prefer a classification H-rich. De Marco (2009) reported that the secondary star is a WD/NS or sdB. Finally, Tovmassian et al. (2010) showed a spectra with H and He II, 4686Å line, detectable in both emission and absorption. According to the log g of the optical component, determined by Tovmassian et al. (2010), the CSPN is indeed a sdO star.

**Table 1.** Catalogue of CSPNe. Description of the columns is in Section 4.1.

PN G	f <sub>-</sub>	Name	RA <sub>J2000</sub>	DEC <sub>J2000</sub>	SpT	Ref.	SpT2	Ref.	RB	Ref. spectra
#1	*	KPD 0005+5106	00 08 18.4	+51 23 19.0	DO	D1999				DL1985 DW1996
#2	*	PG 0108+101	01 11 06.6	+10 21 39.2	DO	D1999				WG1985
#3	*	PG 0109+111	01 12 22.9	+11 23 36.6	DO	D1999				WG1985 DW1996
#4	*	PG 1034+001	10 37 04.0	-00 08 20.0	DO + ?	HI2004			AL2019a	WG1985 WD1995
#5	*	Hen 2-139	15 54 44.5	-55 29 34.1	B[e]	LZ1998	SySt?	MZ2002		MZ2002
#6	*	2MASS 18482 <sup>5</sup>	18 48 28.7	-12 37 43.5	O	t.w.				MM2014
#7	*	Kn 61	19 21 39.0	+38 18 56.9	PG 1159 (lg E)	GD2014				GD2014
#8	*	PM 1-322	20 14 50.9	+12 03 50.0	SySt	MV2010				-
#9	*	BD+28 4211	21 51 11.0	+28 51 50.4	sdO	LF2015				LF2015 H1999
000.0-06.8		H 1-62	18 13 17.9	-32 19 43.0	[WC 10-11]	WG2011b				WG2011b
000.1+17.2		PC 12	16 43 49.3	-18 56 33.0	O	WG2011b				WG2011b
000.2-01.9		M 2-19	17 53 45.6	-29 43 46.9	O(H)6-8 III-V + ?	WG2018			MA2009	WG2018
000.3+12.2		IC 4634	17 01 33.6	-21 49 32.8	O(H)3 If*	WM2015				WM2015
000.4+04.4		K 5-1	17 29 52.4	-26 11 14.0	wels	GS2004				-
000.4-01.9		M 2-20	17 54 25.4	-29 36 08.2	[WC 5-6]	AN2003				AN2003
000.7+04.7		H 2-11	17 29 25.9	-25 49 06.6	wels	GS2004				-
000.7+08.0		MPA J1717-2356	17 17 09.0	-23 56 29.0	Blue	MASH-II				-
000.7-02.7		M 2-21	17 58 09.6	-29 44 20.1	wels	GC2009				DP2011
000.9-02.0		Bl 2-13	17 56 02.8	-29 11 16.2	wels	GS2004				-
001.2-03.0		H 1-47	18 00 37.6	-29 21 50.5	[WC 11]?	GS2004				-
001.2-05.6		PHR J1811-3042	18 11 02.7	-30 42 12.0	[WO 1-2]	DP2011				DP2011
001.5-06.7		SwSt 1	18 16 12.3	-30 52 08.1	[WC 9]pec	AN2003	Of-WR(c)	MH1991		LH1998 MH1991 dC2001
001.7-04.4		H 1-55	18 07 14.6	-29 41 24.5	[WC 11]	GC2009				GC2009
001.7-04.6		H 1-56	18 07 53.9	-29 44 34.3	O?	WG2018				WG2018
001.8-02.0		PHR J1757-2824	17 57 42.2	-28 24 07.0	O(H) + ?	WG2018			MA2009	WG2018
001.8-03.7		PHR J1804-2913	18 04 28.5	-29 13 57.2	O(H) + ?	WG2018			MA2009	WG2018
002.0-06.2		M 2-33	18 15 06.6	-30 15 33.3	O(H)5f	HP2007	wels	AN2003		HP2007
002.0-13.4		IC 4776	18 45 50.6	-33 20 32.0	O + ?	t.w.	[WC 6]?		Mv2019	Mv2019
002.1-02.2		M 3-20	17 59 19.4	-28 13 48.2	Of	AK1987	wels?	GC2009		-
002.2-02.7		M 2-23	18 01 42.6	-28 25 44.2	Of	AK1987				-
002.2-06.3		H 1-63	18 16 18.5	-30 07 35.8	O?	WG2011b				WG2011b
002.2-09.4		Cn 1-5	18 29 11.7	-31 29 59.2	[WO 4]pec	AN2003				AN2003
002.4+05.8		NGC 6369	17 29 20.5	-23 45 34.8	[WO 3]	AN2003				MP2006 AN2003
002.4-03.7		M 1-38	18 06 05.8	-28 40 29.3	O(H)7-8	t.w.				GC2009 HP2007
002.6+05.5		K 5-3	17 30 41.2	-23 45 00.4	[WC 4]	GS2004				GS2004
002.6+08.1		H 1-11	17 21 17.7	-22 18 35.1	wels	AN2003				-
002.6-03.4		M 1-37	18 05 25.8	-28 22 04.3	O(H)	t.w.	pec.	HP2007		HP2007
002.7-04.8		M 1-42	18 11 05.0	-28 58 59.1	cont.	AK1987				-
002.7-52.4		IC 5148	21 59 35.2	-39 23 08.0	hgO(H)	SECGPN				BK2018
003.1+02.9		Hb 4	17 41 52.8	-24 42 08.1	[WO 3]	AN2003				D2014 dM2002
003.2-04.4		KFL 12	18 10 30.8	-28 19 22.9	wels	GC2009				GC2009
003.3+66.1		SkAc 1	14 16 21.9	+13 52 24.2	DAO	t.w.				KP2016
003.3-04.6		Ap 1-12	18 11 35.1	-28 22 36.6	B0 I-III	WG2018				WG2018
003.4-04.8	*	H 2-43	18 12 48.0	-28 19 59.7	SySt	BM2000	wels?	GC2009		GC2009
003.5-02.4		IC 4673	18 03 18.5	-27 06 22.7	O(H)8	WG2018				WG2018
003.6+03.1		M 2-14	17 41 57.3	-24 11 16.1	wels	GS2004				-

Continued on next page

<sup>5</sup> 2MASS J18482874-1237434

Table 1 – continued from previous page

PN G	f_	Name	RA <sub>J2000</sub>	DEC <sub>J2000</sub>	SpT	Ref.	SpT2	Ref.	RB	Ref. spectra
003.7–04.6		M 2–30	18 12 34.4	–27 58 11.6	wels	GC2009				GC2009
003.9–02.3		M 1–35	18 03 39.3	–26 43 33.9	wels	DP2011				DP2011
003.9–14.9		Hb 7	18 55 38.0	–32 15 47.1	O3	GP2001	wels	TA1993		-
004.0–03.0		M 2–29	18 06 40.9	–26 54 56.0	O(H)f + ?	MM2011	H-poor + ?	PT1992	GH2001	PT1992 MM2011
004.2–04.3		H 1–60	18 12 25.2	–27 29 12.8	wels	TA1993				-
004.6+06.0		Hen 2–244	17 33 37.6	–21 46 25.0	wels	AN2003				-
004.9+04.9		M 1–25	17 38 30.3	–22 08 38.8	[WC 5-6]	AN2003				D2014 AN2003
004.9–04.9	*	M 1–44	18 16 17.4	–27 04 32.5	SySt	BM2000	K2 III	SECGPN	bc-CSPN	-
005.0+03.0		Pe 1–9	17 45 36.9	–23 02 26.6	O(H) + ?	WG2018			MA2009	WG2018
005.1–08.9		Hf 2–2	18 32 30.9	–28 43 20.3	O(H)3 + ?	t.w.			HB2016	HB2016
005.8–06.1		NGC 6620	18 22 54.2	–26 49 17.2	cont.	AK1987				-
005.9–02.6		MaC 1–10	18 09 12.9	–25 04 33.3	[WC 8]	GS2003				GS2004
006.0–03.6		M 2–31	18 13 16.1	–25 30 05.3	[WC 4]	AN2003				MA2003
006.0–41.9		PaRu 1–1	21 05 53.6	–37 08 40.3	O(H)	PT1992	CV	KO2015		PT1992
006.1+08.3		M 1–20	17 28 57.6	–19 15 53.9	wels	OK2013				-
006.3+04.4		H 2–18	17 43 28.8	–21 09 51.3	Of?	AK1987				-
006.4+02.0		M 1–31	17 52 41.4	–22 21 57.0	wels	TA1993				-
006.5–03.1		H 1–61	18 12 34.0	–24 50 00.5	wels	GS2004				-
006.7–02.2		M 1–41	18 09 29.9	–24 12 23.5	(WN)?	SECGPN				-
006.8+04.1		M 3–15	17 45 31.7	–20 58 01.8	[WC 4]	AN2003				D2014 AN2003
006.9–05.1		MPA J1820–2524	18 20 57.7	–25 24 22.0	Blue	MASH-II				-
007.0–06.8		Vy 2–1	18 27 59.6	–26 06 48.3	wels	TA1993				MA2003
007.5+04.3	*	Th 4–1	17 46 20.8	–20 13 48.3	SySt	GG2014				GG2014
007.5–05.0		BMP J1822–2449	18 22 10.4	–24 49 54.0	Blue?	MASH-II				-
007.8–03.7		M 2–34	18 17 15.9	–23 58 54.5	[WC]	SECGPN				-
007.8–04.4		H 1–65	18 20 08.9	–24 15 05.0	O(H)8-9 I	WG2018				WG2018
008.0+03.9		NGC 6445	17 49 15.2	–20 00 34.5	cont.	SECGPN				-
008.1–04.7		M 2–39	18 22 01.1	–24 10 40.2	wels	GS2004				DP2011
008.2+06.8		Hen 2–260	17 38 57.1	–18 17 35.0	O(H)7-8	t.w.				Hv2015
008.2–04.8		M 2–42	18 22 32.1	–24 09 27.7	wels:	DP2011				DP2011
008.3–01.1		M 1–40	18 08 26.0	–22 16 53.3	wels	GS2004				-
008.3–07.3		NGC 6644	18 32 34.7	–25 07 44.2	wels	GS2004				AK1988
009.4–05.0		NGC 6629	18 25 42.4	–23 12 10.6	O(H)	t.w.				LC2014 MA2003
009.6+10.5		A 41	17 29 02.0	–15 13 04.4	sdO + ?	GL1984	sdB	WO1994	GB1983	GL1984
009.6+14.8		NGC 6309	17 14 04.3	–12 54 37.7	O(He)?	WM2015				WM2015
009.6–10.6		M 3–33	18 48 12.1	–25 28 52.4	wels	GS2004				-
009.8–04.6		H 1–67	18 25 05.0	–22 34 52.6	[WO 2]	GS2004				GS2004
009.8–07.5		IRAS 18333–2357	18 36 22.9	–23 55 19.7	sdO	RD1998	O(C)	PT1992		GJ1989 HP1993
010.4+04.4		SAKURAI's object	17 52 32.7	–17 41 07.9	born-again	DB1996				AN1999
010.7–06.4		IC 4732	18 33 54.7	–22 38 41.0	Of	AK1987				-
010.8+18.0		M 2–9	17 05 38.0	–10 08 34.6	B[e]	LZ1998				B1989 TA2010
010.8–01.8		NGC 6578	18 16 16.5	–20 27 02.7	Of	AK1987	wels	TA1993		H1996 PA1998
011.1–07.9	*	SB 17	18 40 19.9	–22 54 29.4	[WC 12]	Ko2001				MW1990 LH1994
011.3–09.4		H 2–48	18 46 35.1	–23 26 48.2	O III-V	WG2018				WG2018
011.4+17.9		DHW 1–2	17 06 55.0	–09 46 59.0	DAO	SW1997				SW1997
011.7–00.6		NGC 6567	18 13 45.2	–19 04 34.2	wels	TA1993	[WC]	AK1987		PA1998
011.7–06.6		M 1–55	18 36 42.5	–21 48 59.4	O?	SECGPN				-
011.9+04.2		M 1–32	17 56 20.0	–16 29 04.0	[WO 4]pec	AN2003				D2014 AN2003
012.1–11.2		PPA J1855–2328	18 55 04.9	–23 28 12.8	O(H)6 III-V	WG2018				WG2018

Continued on next page

Table 1 – continued from previous page

PN G	f_	Name	RA <sub>J2000</sub>	DEC <sub>J2000</sub>	SpT	Ref.	SpT2	Ref.	RB	Ref. spectra
012.2+04.9		PM 1–188	17 54 21.1	–15 55 52.0	[WC 10]	AN2003				LH1998
012.5–09.8		M 1–62	18 50 26.1	–22 34 22.8	wels	TA1993				-
012.9+06.6		BMP J1749–1429	17 49 39.7	–14 29 18.0	Blue?	MASH-II				-
013.1+05.0		Sa 3–96	17 55 45.1	–15 03 42.8	H-rich?	WG2018				WG2018
013.7–10.6		Y–C 2–32	18 55 30.6	–21 49 39.0	wels	GS2004				-
014.0–05.5		V–V 3–5	18 36 32.3	–19 19 28.0	A + ?	SECGPN			bc-CSPN	-
014.2+03.8		PMR 4	18 02 38.3	–14 42 02.8	wels	AN2003				PM2003
014.3–05.5		Sa 2–352	18 37 11.1	–19 02 21.9	wels	AN2003				-
014.4–06.1		SB 19	18 39 40.1	–19 14 12.0	wels	GS2004				-
014.6–04.3		M 1–50	18 33 20.9	–18 16 37.1	cont.?	SECGPN				-
014.8–08.4		SB 20	18 49 24.3	–19 52 16.0	O(H)3-4	WG2018				WG2018
015.4–04.5		M 1–53	18 35 48.2	–17 36 08.4	O(H)3 If	WM2015				WM2015
015.5+02.8		BMP J1808–1406	18 08 35.1	–14 06 43.0	Blue	MASH-II				-
015.9+03.3		M 1–39	18 07 30.7	–13 28 47.6	cont.	K1994				-
016.2–03.7		PM 4	18 02 38.3	–14 42 03.5	[WC 8]	PM2003				PM2003
016.4–01.9		M 1–46	18 27 56.3	–15 32 54.6	O(H)7 I(fc)	WG2018				WG2018
016.8–01.7		BMP J1827–1504	18 27 50.8	–15 04 24.0	[WC 4]	MASH-II				DP2011
017.3–21.9		A 65	19 46 34.2	–23 08 12.9	O(H) + ?	HF2015	Op k	SECGPN	HP2013	WW1996
017.6–10.2		A 51	19 01 01.4	–18 12 15.3	O(H)3-5Vz	WG2018	sdO8	HA1987		WG2018
017.9–04.8		M 3–30	18 41 14.9	–15 33 43.6	[WO 2]	AN2003				D2014 AN2003
019.4–05.3		M 1–61	18 45 55.1	–14 27 37.9	wels	AN2003				AN2003
019.7–04.5		M 1–60	18 43 38.1	–13 44 48.9	[WC 4]	AN2003				-
019.7–10.7		MPA J1906–1634	19 06 32.8	–16 34 00.0	Blue	MASH-II				-
019.7–10.7		MPA J1906–1634	19 06 32.8	–16 34 00.2	DAO	AW2019				AW2019
020.4–07.0		MPA J1854–1420	18 54 14.7	–14 20 19.0	Blue?	MASH-II				-
020.7–05.9		Sa 1–8	18 50 44.2	–13 31 02.4	O(H)4-8 III	WG2018				WG2018
020.7–08.0		MPA J1858–1430	18 58 19.3	–14 30 26.0	O(H)3-5Vz	WG2018				WG2018
020.9–01.1		M 1–51	18 33 28.9	–11 07 26.4	[WO 4]pec	AN2003				AN2003
021.0–04.1		PMR 7	18 44 07.7	–12 26 51.0	[WC 4]	PM2003				PM2003
023.8–06.2		BMP J1857–1054	18 57 09.8	–10 54 51.0	Blue	MASH-II				-
025.3+40.8		IC 4593	16 11 44.5	+12 04 17.1	O(H)5f	SECGPN				KM1997 HB2011
025.4–04.7		IC 1295	18 54 37.2	–08 49 39.1	hgO(H)	NS1995				NS1995
025.8–17.9		NGC 6818	19 43 57.8	–14 09 11.9	wels + ?	TA1993	WNb?	HA1999	BC2003	MA2003
025.9–10.9		NA 2	19 18 19.5	–11 06 15.4	wels	MA2003				MA2003
027.6+04.2		M 2–43	18 26 40.1	–02 42 57.3	[WC 7-8]	AN2003				LH1998 dM2002
027.6+16.9		DeHt 2	17 41 40.9	+03 06 57.3	sdO	AM2015				AM2015
027.6–09.6		IC 4846	19 16 28.2	–09 02 36.5	O(H)3-4 f	t.w.				GG2014
028.0+10.2		WeSb 3	18 06 00.8	+00 22 38.6	PG 1159?	NS1995				-
029.0+00.4		A 48	18 42 46.9	–03 13 17.3	[WN 4]	FB2014				FB2014
029.2–05.9		NGC 6751	19 05 55.6	–05 59 32.9	[WO 4]	AN2003				AN2003 A11975
030.6+06.2	*6	Sh 2–68	18 24 58.4	+00 51 35.9	hybrid	WH2006	DAOZ	GB2010		GB2010
032.0–03.0		K 3–18	19 00 34.8	–02 11 58.0	[WC 9]	MM2014	SySt	GS2011		MM2014
033.2–01.9		Sa 3–151	18 58 51.7	–00 32 54.3	A + ?	SECGPN			bc-CSPN	-
034.1–10.5		HDW 11	19 31 07.2	–03 42 31.5	hgO(H)	NS1995				NS1995
034.3+06.2		K 3–5	18 31 45.8	+04 05 09.3	EL	WG2018				WG2018
034.5–06.7		NGC 6778	19 18 24.9	–01 35 47.4	O(H)3-4 + ?	t.w.			MJ2011	MJ2011
034.6+11.8		NGC 6572	18 12 06.4	+06 51 13.0	Of-WR(H)	WM2015				WM2015
035.9–01.1		Sh 2–71	19 01 59.3	+02 09 18.0	B8V + ?	ML2015			JP2019	ML2015

Continued on next page

<sup>6</sup> HII region?



Table 1 – continued from previous page

PN G	f_	Name	RA <sub>J2000</sub>	DEC <sub>J2000</sub>	SpT	Ref.	SpT2	Ref.	RB	Ref. spectra
036.0+17.6		A 43	17 53 32.3	+10 37 24.2	hybrid	WH2006				LR2019
036.1–57.1		NGC 7293	22 29 38.6	–20 50 13.6	DAO + ?	NS1995			AL2019a	GB2010
036.4–01.9		IRAS 19021+0209	19 04 38.5	+02 14 23.0	B[e]	WG2018				WG2018
037.5–05.1		A 58	19 18 20.6	+01 46 58.8	[WC 4-7]	SECGPN				CK2006
037.7–06.0		MPA J1921+0132	19 21 44.5	+01 32 40.0	[WO 3-4]	MASH-II				DP2011
037.7–34.5		NGC 7009	21 04 10.9	–11 21 48.3	O(H)	SECGPN				LC2014
037.8–06.3		NGC 6790	19 22 57.0	+01 30 46.6	WN?	SECGPN	wels	WG2011b		WG2011b
038.1–25.4		A 70	20 31 33.2	–07 05 18.0	G8 IV-V + hot WD	MB2012			MB2012	MB2012
038.2+12.0		Cn 3–1	18 17 34.1	+10 09 03.3	O(H)7 Ib(f)	WM2015				WM2015
038.4–03.3		K 4–19	19 13 22.6	+03 25 00.2	B1 I	WG2018				WG2018
039.0–04.0		IPHAS191716	19 17 16.4	+03 34 47.0	O(H) III-V(e)	WG2018				WG2018
039.5–02.7		M 2–47	19 13 34.5	+04 38 04.0	O3-6	WG2018				WG2018
041.8+04.1		K 3–15	18 51 41.5	+09 54 52.6	[WC 11]/VL	GG2014				GG2014
041.8–02.9		NGC 6781	19 18 28.1	+06 32 19.3	DAO	Fd2008				-
042.0+05.4		K 3–14	18 48 32.8	+10 35 50.7	O8-9	WG2018				WG2018
042.5–14.5		NGC 6852	20 00 39.2	+01 43 40.1	PG 1159	WH2006				NS1995
042.9–06.9		NGC 6807	19 34 33.5	+05 41 02.5	Of	AK1987				-
043.1+03.8		M 1–65	18 56 33.6	+10 52 09.7	EL	K1994				K1994
043.1+37.7		NGC 6210	16 44 29.5	+23 47 59.7	O(H)3	t.w.	EL <sup>7</sup>	MV1997		MV1997
044.1+05.8	*	CTSS 2	18 50 46.8	+12 37 29.8	SySt	GG2014				GG2014
044.3–05.6		K 3–36	19 32 39.6	+07 27 51.6	O?	WG2018				WG2018
045.4–02.7		Vy 2–2	19 24 22.2	+09 53 56.7	B[e]	LZ1998				-
045.7–04.5		NGC 6804	19 31 35.1	+09 13 31.4	O9	SECGPN				-
046.4–04.1		NGC 6803	19 31 16.5	+10 03 21.7	wels	TA1993	WN?	LH2013		-
046.8+03.8		Sh 2–78	19 03 10.1	+14 06 58.9	PG 1159	WH2006				NS1995
047.0+42.4		A 39	16 27 33.7	+27 54 33.5	DAO	ZR2012	sdO	HA1987		NS1995
047.1+04.1		K 3–21	19 02 40.4	+14 28 48.8	cont.	WG2018				WG2018
048.7+01.9		Hen 2–429	19 13 38.4	+14 59 19.1	[WC 4]	AN2003				dM2002
049.4+02.4		Hen 2–428	19 13 05.2	+15 46 39.8	O5 + ?	RC2001			SR2015	RF2018
051.0+02.8		WhMe 1	19 14 59.7	+17 22 46.0	B9 V + ?	SECGPN			bc-CSPN	-
051.3+01.8		PM 1–295	19 19 18.7	+17 11 48.9	O(H)9 I	WG2018				WG2018
051.4+09.6		Hu 2–1	18 49 47.6	+20 50 39.5	WNb + ?	vH1981			MT2001	-
051.9–03.8		M 1–73	19 41 09.3	+14 56 58.8	O(H)3.5 If	WM2015				MA2003 WM2015
052.2+07.6		K 4–10	18 59 03.7	+20 37 01.1	O3-4	WG2018				WG2018
052.2–04.0		M 1–74	19 42 18.9	+15 09 08.2	WN b?	SECGPN				-
052.5–02.9		Me 1–1	19 39 09.8	+15 56 48.2	K1-2 II + ?	PM2008	Of	AK1987	PM2008	SL2004
052.7+50.7		Nap 1	15 51 59.9	+32 56 54.3	O(H)7 + ?	NH1994			VH2014	NH1994
053.3+24.0		Vy 1–2	17 54 23.0	+27 59 58.1	[WR]/wels + ?	AB2015			AB2015	AB2015
053.8–03.0		A 63	19 42 10.4	+17 05 14.5	sdO + ?	WW1993	M4 V	SECGPN	MP2007	WW1993
054.1–12.1		NGC 6891	20 15 08.8	+12 42 15.6	O(H)3 Ib(f*)	WM2015				WM2015
054.2–03.4		IRAS 19417+1701	19 43 59.5	+17 09 00.9	H-poor + ?	MB2013			MB2013	MB2013
054.4–02.5		M 1–72	19 41 33.9	+17 45 17.4	cont.	WG2018				WG2018
055.1–01.8		K 3–43	19 40 25.9	+18 49 14.2	M + ?	SF1987			bc-CSPN	-
055.4+16.0		A 46	18 31 18.3	+26 56 12.9	O(H)3 + ?	t.w.	O9k	SECGPN	MO2007	PB1994
055.5–00.5		M 1–71	19 36 26.9	+19 42 24.1	wels	TA1993				-
055.6+02.1		Hen 1–2	19 26 37.7	+21 09 26.9	O9 - B0 I	WG2018				WG2018
057.2–08.9		NGC 6879	20 10 26.7	+16 55 21.4	O(He)3 f	WM2015				WM2015
058.3–10.9		IC 4997	20 20 08.8	+16 43 53.6	wels	TA1993	[WC10]	ZA1986		MA2003

Continued on next page

<sup>7</sup> Emission at H $\alpha$

Table 1 – continued from previous page

PN G	f_	Name	RA <sub>J2000</sub>	DEC <sub>J2000</sub>	SpT	Ref.	SpT2	Ref.	RB	Ref. spectra
058.6+06.1		A 57	19 17 05.6	+25 37 32.9	O(H)	dP2013				-
059.7-18.7		A 72	20 50 02.1	+13 33 29.5	PG 1159	dP2013				-
060.0-04.3		A 68	20 00 10.6	+21 42 55.4	H-rich	WG2018				WG2018
060.1-07.7		NGC 6886	20 12 42.8	+19 59 22.6	cont.	CP1985				-
060.4+01.5		PM 1-310	19 38 52.1	+25 05 32.6	[WC 11]	SECGPN				P2005
060.5+01.8		Hen 2-440	19 38 08.4	+25 15 41.0	wels?	GG2014				GG2014
060.8-03.6		NGC 6853	19 59 36.3	+22 43 16.1	DAO +	NS1995			C1973	GB2010
061.0+08.0		K 3-27	19 14 30.0	+28 40 45.5	G0: + ?	L1977			bc-CSPN	-
061.3+03.6		M 1-91	19 32 57.5	+26 52 41.0	Be? + ?	AT2003			RC2001	TA2010
061.4-09.5		NGC 6905	20 22 22.9	+20 06 16.8	[WO 2]	AN2003				MP2006
061.8+02.1	*	Hen 2-442	19 39 43.4	+26 29 33.1	SySt	BM2000				-
061.9+41.3		DDDM 1	16 40 18.2	+38 42 20.0	O(H)	PT1992				HK2008 PT1992
062.4+09.5		NGC 6765	19 11 06.5	+30 32 42.5	PG 1159	WH2006				NS1995
063.1+13.9		NGC 6720	18 53 35.1	+33 01 45.0	hgO(H)	UL2014				NS1995
064.6+48.2		NGC 6058	16 04 26.6	+40 40 56.1	O(H)3	t.w.				HB2011
064.7+05.0		BD+30 3639	19 34 45.2	+30 30 58.9	[WC 9]	AN2003				dM2002
065.0-27.3		Ps 1	21 29 59.4	+12 10 26.3	sdO	RH2002	O(H)-C	PT1992		OH2015
066.7-28.2		NGC 7094	21 36 53.0	+12 47 19.0	hybrid	WH2006				NS1995
066.8+02.9		IPHAS194751	19 47 51.9	+31 18 18.3	B0 I	WG2018				WG2018
068.1+11.0		ETHOS 1	19 16 31.5	+36 09 47.9	wels + ?	MC2011			MC2011	MC2011
068.3-02.7		Hen 2-459	20 13 57.9	+29 33 55.9	[WC 9]	AN2003				LH1998
068.7+01.9		K 4-41	19 56 34.0	+32 22 12.9	wels?	GG2014				GG2014
068.7+14.8		SP 4-1	19 00 26.6	+38 21 07.3	O?	WG2018				WG2018
069.4-02.6		NGC 6894	20 16 24.0	+30 33 53.2	WD?	SZ1997				-
072.7-17.1		A 74	21 16 52.3	+24 08 51.8	DAO	NS1995				NS1995
075.7+35.8		Sa 4-1	17 13 50.4	+49 16 11.0	O(H)3 V	WG2018				WG2018
075.9+11.6		AMU 1	19 31 08.9	+43 24 57.7	O(H)3 Vz + ?	WG2018	sdO	AM2013	AM2013	WG2018
076.3+14.1		Pa 5	19 19 30.5	+44 45 42.7	O(H) + ?	t.w.	PG 1159	GD2014	dO2015	GD2014 dO2015
077.6+14.7		A 61	19 19 10.2	+46 14 52.0	DAO	dO2015				NS1995
078.5+18.7		A 50	18 59 20.0	+48 27 55.2	O(H) III-V	WG2018				WG2018
079.9+06.4		K 3-56	20 06 55.4	+44 14 18.6	wels?	GG2014				GG2014
080.3-10.4 <sup>8</sup>		MWP 1	21 17 08.3	+34 12 27.5	PG 1159	WH2006				MW1993
081.2-14.9		A 78	21 35 29.4	+31 41 45.3	[WC]-PG 1159	GT2000				PC2005 TG2015 WK1992
082.1+07.0		NGC 6884	20 10 23.7	+46 27 39.8	WN b?	SECGPN				-
082.5+11.3		NGC 6833	19 49 46.6	+48 57 40.2	Of	AK1987				-
083.5+12.7		NGC 6826	19 44 48.2	+50 31 30.3	O(H)3f + ?	SECGPN			LR1983	KM1997
084.7-08.0		Kn 26	21 23 09.3	+38 58 11.0	Blue	GM2013				-
084.9-03.4		NGC 7027	21 07 01.8	+42 14 10.0	cont.	HH1994				-
085.4+52.3		Jacoby 1	15 21 46.6	+52 22 04.0	PG 1159	WH2006				DH1998
086.9-03.4		Ou 5	21 14 20.0	+43 41 36.0	K + ?	CR2014			CR2014	-
089.0+00.3		NGC 7026	21 06 18.2	+47 51 05.4	[WO 3]	AN2003				SK1995
089.3-02.2		M 1-77	21 19 07.4	+46 18 47.2	B1	t.w.				d2009
089.8-05.1		IC 5117	21 32 31.0	+44 35 48.5	[WR]	SECGPN				-
093.4+05.4		NGC 7008	21 00 32.5	+54 32 36.2	O7 + ?	SECGPN			CB1999	-
093.9-00.1		IRAS 21282+5050	21 29 58.4	+51 03 59.8	[WC 11] + ?	LH1998	O7(f)-[WC11]	CJ1987	HZ2019	LH1998
094.0+27.4		K 1-16	18 21 52.2	+64 21 54.3	PG 1159 (lg E)	WH2006	[WO]	SK1994		YL2013
095.2+00.7		K 3-62	21 31 50.2	+52 33 51.6	wels?	GG2014				GG2014
096.3+02.3		K 3-61	21 30 00.7	+54 27 27.5	[WC 4-6]	TA1993				-

Continued on next page

<sup>8</sup> Another designation is PN G080.8-10.6

Table 1 – continued from previous page

PN G	f_	Name	RA <sub>J2000</sub>	DEC <sub>J2000</sub>	SpT	Ref.	SpT2	Ref.	RB	Ref. spectra
096.4+29.9		NGC 6543	17 58 33.4	+66 37 59.5	Of-WR(H)	WM2015				WM2015
096.9+32.0	* <sup>9</sup>	RE 1738+665	17 38 02.6	+66 53 47.9	DA	N1999				BH1994
100.0–08.7		Me 2–2	22 31 43.7	+47 48 03.9	Of	AK1987				-
100.6–05.4		IC 5217	22 23 55.7	+50 58 00.5	[WC]?	t.w.				-
102.9–02.3		A 79	22 26 17.3	+54 49 38.2	F0 V + ?	B2008			bc-CSPN	-
103.7+00.4		M 2–52	22 20 30.7	+57 36 21.6	Non-[WC]	PM2002				-
104.2–29.6		Jn 1	23 35 53.3	+30 28 06.4	PG 1159 (E)	WH2006				NS1995
104.4–01.6		M 2–53	22 32 17.7	+56 10 26.1	WN a?	SECGPN				-
104.8–06.7		M 2–54	22 51 38.9	+51 50 42.4	B? + ?	H2003	O9V	GP2003	bc-CSPN	-
106.5–17.6		NGC 7662	23 25 53.6	+42 32 06.0	O(H)	HB2011	cont.	CP1985		HB2011
107.4–00.6	*	K 4–57	22 48 34.3	+58 29 08.3	SySt	GG2014				GG2014
107.6–13.3		Vy 2–3	23 22 57.9	+46 53 58.1	O(H)3–4 I	WG2018				WG2018
107.7+07.8		IsWe 2	22 13 22.5	+65 53 55.5	DA	NS1995				NS1995
107.7–02.2		M 1–80	22 56 19.8	+57 09 20.7	cont.	SECGPN				-
107.8+02.3		NGC 7354	22 40 19.8	+61 17 08.7	cont.	F1994				-
111.0+11.6		DeHt 5	22 19 33.7	+70 56 03.1	DA	NS1995				NS1995
111.8–02.8		Hb 12	23 26 14.8	+58 10 54.7	B[e]? + ?	LZ1998	WN7?	SECGPN	HI2006	HI2006
114.0–04.6		A 82	23 45 47.8	+57 03 58.5	K0 IV + ? <sup>10</sup>	CB1999			bc-CSPN	-
118.0–08.6		Vy 1–1	00 18 42.2	+53 52 20.0	O(H)	N1999	[WC]	AK1985		-
118.8–74.7		NGC 246	00 47 03.3	–11 52 18.9	PG 1159 (lg E) + ?	WH2006	PG 1159 <sup>11</sup>	AM2014	BC1999	WR1994 W1992 SH2014
119.6–06.7		Hu 1–1	00 28 15.6	+55 57 54.7	A? + ?	SECGPN			bc-CSPN	-
120.0+09.8		NGC 40	00 13 01.0	+72 31 19.1	[WC 8]	AN2003				TR2019 MP2006
120.2–05.3		Sh 2–176	00 31 53.3	+57 22 49.0	DA	NS1995				NS1995
120.3+18.3	*	Sh 2–174	23 45 02.3	+80 56 59.6	DAO + ?	NS1993			GB2010	GB2010
123.6+34.5		IC 3568	12 33 06.9	+82 33 49.0	O(H)3	SECGPN	O5f	P1984		M1990
124.0+10.7		EGB 1	01 07 07.6	+73 33 23.1	DA	NS1995				NS1995
125.9–47.0	*	PHL 932	00 59 56.7	+15 44 13.8	hgO(H)	SECGPN	sdB	FM2010		MG1988 N1999
126.6+01.3		IPHAS PN-1 <sup>12</sup>	01 25 07.9	+63 56 52.7	EL + ? <sup>13</sup>	MC2006			MC2006	-
128.0–04.1		Sh 2–188	01 30 33.1	+58 24 50.7	DAO	NS1995				GB2010
130.2+01.3		IC 1747	01 57 35.9	+63 19 19.4	[WO 4]	AN2003				SK1994
130.3–11.7		M 1–1	01 37 19.4	+50 28 11.6	cont.	ZA1986				-
130.9–10.5		NGC 650–1	01 42 19.9	+51 34 31.2	PG 1159 (E) + ?	WH2006			C1973	NS1995
133.1–08.6	*	M 1–2	01 58 49.7	+52 53 48.5	G2 Ib + ?	M1989	SySt	HM2008	AE2008	MS2012
135.6+01.0		WeBo 1	02 40 14.4	+61 09 16.8	K0 III + ?	SB2007			BP2003	BP2003
135.9+55.9		TS 01	11 53 24.7	+59 39 56.9	sdO + ?	t.w.			NT2005	TN2004 TY2010
136.3+05.5		HFG 1	03 03 47.0	+64 54 35.7	sdO + ?	CB2016	F9 V	EP2005	EP2005	NS1995 EP2005
138.1+04.1		HDW 2	03 11 01.3	+62 47 45.1	A + ?	SECGPN			bc-CSPN	-
138.8+02.8		IC 289	03 10 19.3	+61 19 01.0	O(H)	N1999	WD?	CG2009		-
143.6+23.8	* <sup>14</sup>	EGB 4	06 29 34.0	+71 04 36.3	H-rich + ?	NS1995			NS1995	NS1995
144.5+06.5		NGC 1501	04 06 59.2	+60 55 14.3	[WO 4]	AN2003				SK1994 AN2003
144.8+65.8		BE Uma	11 57 44.8	+48 56 18.7	sdO + ?	FL1999			FM1981	LT1995 FL1987 SB2008
146.7+07.6		M 4–18	04 25 50.9	+60 07 12.8	[WC 11]	AN2003				MP2006

Continued on next page

<sup>9</sup> HII region?<sup>10</sup> The true central star is unidentified (Kaler & Feibelman 1985).<sup>11</sup> PG 1159 + K2-5 + M5-6<sup>12</sup> PRINCIPES DE ASTURIAS<sup>13</sup> H $\alpha$  and CaII emission<sup>14</sup> Nebula around CV

Table 1 – continued from previous page

PN G	f_	Name	RA <sub>J2000</sub>	DEC <sub>J2000</sub>	SpT	Ref.	SpT2	Ref.	RB	Ref. spectra
147.4–02.3		M 1–4	03 41 43.4	+52 17 00.3	Of	AK1987				-
147.8+04.1		M 2–2	04 13 15.0	+56 56 58.4	cont.	AK1987				-
148.4+57.0		NGC 3587	11 14 47.7	+55 01 08.5	DAO	WR2019				NS1995
149.4–09.2		HDW 3	03 27 15.4	+45 24 20.5	DAO	NS1995				GB2010
149.7–03.3		IsWe 1	03 49 05.9	+50 00 14.8	PG 1159 (A)	GT2000				NS1995
156.3+12.5	*	HDW 4	05 37 56.2	+55 32 16.0	DA	NS1995				NS1995
156.9–13.3		HaWe 5	03 45 26.6	+37 48 51.8	DA	NS1995				NS1995
158.6+00.7 <sup>15</sup>		Sh 2–216	04 43 21.3	+46 42 05.8	DAO	NS1995				GB2010
158.8+37.1		A 28	08 41 35.6	+58 13 48.4	DAH:	KK2013	O(H)	dP2013		YL2013
158.9+17.8		PuWe 1	06 19 34.3	+55 36 42.3	DAO	NS1995				GB2010
159.0–15.1		IC 351	03 47 33.1	+35 02 48.5	O(H)f	WM2015				WM2015
161.2–14.8		IC 2003	03 56 22.0	+33 52 30.6	[WC 3]?	TA1993	[WC7-8]	SECGPN		SK1995
164.8+31.1		JnEr 1	07 57 51.6	+53 25 17.0	PG 1159 (E:)	WH2006				LF1988
165.5–06.5		K 3–67	04 39 47.9	+36 45 42.6	O(C)	SECGPN	EL <sup>16</sup>	TS1987		-
165.5–15.2		NGC 1514	04 09 17.0	+30 46 33.5	A0 + sdO	AM2015b			JV2017	MK2016
166.1+10.4		IC 2149	05 56 23.9	+46 06 17.3	O(H)4f	t.w.				-
167.4–09.1		K 3–66	04 36 37.2	+33 39 30.0	O	WG2018				WG2018
169.6+00.0		IC 2120	05 18 10.3	+37 33 27.4	G + ?	ZP1990			bc-CSPN	-
170.3+15.8		NGC 2242	06 34 07.4	+44 46 38.1	O(H)	PT1992				PT1992
171.3–25.8		Ba 1	03 53 36.5	+19 29 38.6	[WO]?	KS1990				KS1990
184.0–02.1		M 1–5	05 46 50.0	+24 22 02.8	EL	WG2018				WG2018
189.1+19.8		NGC 2371–72	07 25 34.7	+29 29 26.4	[WO 1]	AN2003	[WC]-PG 1159	Gd2013		KS1993
189.8+07.7		M 1–7	06 37 21.0	+24 00 35.4	[WO]-[WC 8]	SECGPN				-
190.3–17.7		J 320	05 05 34.3	+10 42 22.7	O(H)3 V((f))	WM2015				WM2015
191.4+33.1 <sup>17</sup>		Ton 320	08 27 05.5	+31 30 08.6	DAO	N1999				GB2010
193.6–09.5		H 3–75	05 40 45.0	+12 21 23.3	G-K + ?	BP2002			bc-CSPN	-
194.2+02.5		J 900	06 25 57.3	+17 47 27.2	wels	TA1993				-
196.6–10.9		NGC 2022	05 42 06.2	+09 05 10.3	O(H)	N1999				-
197.4–06.4		WeDe 1	05 59 24.9	+10 41 40.4	DA	NS1995				NS1995
197.8+17.3		NGC 2392	07 29 10.8	+20 54 42.5	O(H)6f + ?	SECGPN			MM2019	MK1988 HB2011
197.8–03.3		A 14	06 11 08.7	+11 46 43.8	A5 + ?	AH2020			bc-CSPN	WG2011a AH2020
199.4+14.3		PM 1–29	07 20 01.5	+18 17 25.9	B0.5 I	WG2018				WG2018
203.1–13.4	*	Te 11	05 45 58.2	+02 21 06.0	M2 V + WD <sup>18</sup>	MW2016			MW2016	TS2012
204.1+04.7		K 2–2	06 52 23.2	+09 57 55.7	hgO(H)	NS1995				NS1995
205.1+14.2		A 21	07 29 02.7	+13 14 48.4	PG 1159 (E)	WH2006				NS1995
206.4–40.5		NGC 1535	04 14 15.8	–12 44 22.0	O(H)5 + ?	t.w.			CB1999	MK1988 HB2011
208.5+33.2		A 30	08 46 53.5	+17 52 45.5	[WC]-PG 1159 + ?	GT2000			CB1999	-
211.2–03.5		M 1–6	06 35 45.1	–00 05 37.4	O6-9 I	WG2018				WG2018
211.4+18.4		HDW 7	07 55 11.3	+09 33 09.3	hgO(H)	SECGPN				YL2013
211.9+22.6		EGB 5	08 11 12.8	+10 57 17.1	hgO(H) + ?	SECGPN			KV2015	MK1988
214.9+07.8		A 20	07 22 57.7	+01 45 32.8	O(H)	SECGPN				RK1999
215.2–24.2		IC 418	05 27 28.2	–12 41 50.3	O(H)f	SECGPN	O7f	ZA1986		SH2014
215.5–30.8		A 7	05 03 07.5	–15 36 22.7	DAO + ?	NS1995			CB1999	GB2010
215.6+03.6		NGC 2346	07 09 22.5	–00 48 23.6	A5 IV + sdO	GM2019			BJ2019	SH2014

Continued on next page

<sup>15</sup> Another designation is PN G158.5+00.7<sup>16</sup> C IV+He II emission<sup>17</sup> Another designation is PN G191.4+33.0<sup>18</sup> Eclipsing dwarf nova

Table 1 – continued from previous page

PN G	f_	Name	RA <sub>J2000</sub>	DEC <sub>J2000</sub>	SpT	Ref.	SpT2	Ref.	RB	Ref. spectra
215.7–03.9		BMP J0642–0417	06 42 18.4	–04 17 49.0	Blue	MASH-II				-
216.0+07.4		PHR J0723+0036	07 23 48.1	+00 36 48.0	[WC 4]:	DP2011				DP2011
218.9–10.7	* <sup>19</sup>	HDW 5	06 23 37.2	–10 13 23.7	hgO(H)	SECGPN	* <sup>20</sup>	LS2007		LS2007
219.1+31.2		A 31	08 54 13.2	+08 53 53.1	DAO + ?	WR2019	sdO6	HA1987	CB1999	NS1995
219.2+07.5		RWT 152	07 29 58.4	–02 06 37.5	sdO + ?	AM2015	O4-5 V	C1980	AL2019a	AM2015
219.5+02.8		BMP J0713–0432	07 13 51.0	–04 32 51.0	Blue?	MASH-II				-
220.3–53.9		NGC 1360	03 33 14.6	–25 52 18.0	O(H)3-4 + ?	t.w.	WD/MS	d2006	MM2018a	MK1988 HB2011
221.0–01.4		PHR J0701–0749	07 01 09.3	–07 49 21.0	wels	MASH-I				-
221.3–12.3		IC 2165	06 21 42.8	–12 59 14.0	wels	AN2003				-
221.5+46.3		EGB 6	09 52 59.0	+13 44 34.9	DAOZ + ?	BC2016			LB2013	BC2016
222.1+03.9		PFP 1	07 22 17.7	–06 21 46.0	pre-WD?	PF2004				-
222.5+07.6		BMP J0736–0500	07 36 23.1	–05 00 20.0	Blue	MASH-II				-
222.8–04.2		PM 1–23	06 54 13.4	–10 45 38.0	[WC 8] + ?	DP2011			HZ2010	HZ2010
224.9+01.0		We 1–6	07 17 26.0	–10 10 37.7	hgO(H)	SECGPN				-
225.5–02.5		MPA J0705–1224	07 05 37.2	–12 24 52.0	Blue	MASH-II				-
228.0–00.4		MPA J0717–1334	07 17 57.5	–13 34 08.0	Blue?	MASH-II				-
228.2–22.1		DeHt 1	05 55 06.7	–22 54 02.2	K1 III + ?	TJ2013			TJ2013	TJ2013
231.1+03.9		BMP J0739–1418	07 39 50.6	–14 18 26.0	Blue	MASH-II				-
231.8+04.1		NGC 2438 <sup>21</sup>	07 41 50.5	–14 44 07.7	O(H) + ?	N1999	hgO(H)	MK2015		RK1999
232.0+05.7	*	SaSt 2–3	07 48 03.5	–14 07 42.6	B	WG2011b				WG2011b
232.8–04.7		M 1–11	07 11 16.7	–19 51 02.9	[WC 10-11]	WG2011b				WG2011b
233.5–16.3		A 15	06 27 01.9	–25 22 49.6	O(H)	SECGPN	sdOp	HA1987		MK1985
234.3–07.2		MPA J0704–2221	07 04 23.0	–22 21 52.0	Blue	MASH-II				-
234.8+02.4		NGC 2440	07 41 54.9	–18 12 29.7	cont.	ZA1986				-
234.9–01.4		M 1–14	07 27 56.5	–20 13 23.4	O(H)7-9	WG2018				WG2018
234.9–09.7		MPA J0656–2356	06 56 00.0	–23 56 49.0	Blue	MASH-II				-
235.3–03.9		M 1–12	07 19 21.5	–21 43 55.4	O	t.w.	[WC10-11]	WG2011b		WG2011b K2012
236.9+08.6		PHR J0809–1650	08 09 01.4	–16 50 03.0	O(H) III-V	WG2018				WG2018
237.0+00.7		PHR J0740–2055	07 40 22.9	–20 55 54.4	DAO	AW2019				AW2019
237.3–08.4		BMP J0705–2528	07 05 45.5	–25 28 50.0	Blue	MASH-II				-
237.4–09.6		BMP J0700–2607	07 00 51.8	–26 07 18.0	Blue	MASH-II				-
238.0+34.8		A 33	09 39 09.1	–02 48 32.0	DAO + ?	WG2018	sdOp	HA1987	CB1999	WG2018
239.6+13.9		NGC 2610	08 33 23.3	–16 08 57.7	WD? + ?	CG2009			CB1999	-
240.3+07.0		Y–C 2–5	08 10 41.7	–20 31 32.9	wels	WG2011b				WG2011b
240.3–07.6		M 3–2	07 14 49.9	–27 50 23.2	H-rich	t.w.				K2012 BJ2018
240.8–19.6	*	KLSS 1–9	06 24 36.4	–33 04 49.0	OB	WG2011a				W2009
241.0+02.3		M 3–4	07 55 11.2	–23 37 45.6	cont.	WG2011a				-
242.6–11.6		M 3–1	07 02 49.6	–31 35 41.3	O(H) + ?	t.w.			JB2019	JB2019
243.3–01.0		NGC 2452	07 47 26.3	–27 20 06.6	[WO 1]	AN2003				AN2003 PS1998 SK1995
243.8–37.1		PRTM 1	05 03 01.7	–39 45 44.5	O(H)3-4 + ?	t.w.			BM2012a	BM2012a
245.0+02.2		BMP J0803–2706	08 03 54.2	–27 06 02.0	Blue	MASH-II				-
245.1–05.5		BMP J0733–3108	07 33 24.1	–31 08 05.0	Blue	MASH-II				-
245.4+01.6		M 3–5	08 02 28.9	–27 41 55.4	O7	SECGPN				-
248.7+29.5		A 34	09 45 35.4	–13 10 15.8	hgO(H)	SECGPN				-
248.8–08.5		M 4–2	07 28 55.2	–35 45 15.4	wels	WG2011b				BA2016

Continued on next page

<sup>19</sup> HII region?<sup>20</sup> Unknown absorption at 5758Å<sup>21</sup> The CSPN is not the bright star near the center, but the fainter one at the center of the nebula (Öttl et al. 2014).

Table 1 – continued from previous page

PN G	f_	Name	RA <sub>J2000</sub>	DEC <sub>J2000</sub>	SpT	Ref.	SpT2	Ref.	RB	Ref. spectra
249.8+07.1		PHR J0834–2819	08 34 18.1	–28 19 03.0	DAO	WG2018				WG2018
250.3–05.4		PHR J0745–3535	07 45 41.1	–35 35 04.0	cont.	WG2018				WG2018
250.5+01.9		BMP J0816–3150	08 16 20.8	–31 51 00.0	Blue	MASH-II				-
250.6+09.3		BMP J0844–2737	08 44 37.9	–27 37 15.0	Blue	MASH-II				-
252.6+04.4		K 1–1	08 31 52.6	–32 06 08.7	G-K + ?	SECGPN			bc-CSPN	-
253.5+10.7		K 1–2	08 57 46.0	–28 57 36.8	O(H) + K2 V	t.w.			EP2003	RK1999
253.9+05.7		M 3–6	08 40 40.2	–32 22 33.6	O(H)3I(F*)	AD2016				AD2016 MA2003
254.6+00.2	*22	Ns 238	08 20 56.7	–36 13 46.7	OB	WG2011a				W2009
255.3–59.6		Lo 1	02 56 58.4	–44 10 17.8	hgO(H)	SECGPN				MK1985
257.5+00.6		VBRC 1	08 30 54.2	–38 18 07.0	FV: + ?	RK1999			bc-CSPN	RK1999
258.0–03.2		BMP J0815–4053	08 15 56.9	–40 53 08.0	Blue	MASH-II				-
258.0–15.7		wray 17–1	07 14 49.4	–46 57 39.1	PG 1159	WH2006				MK1985
258.1–00.3		Hen 2–9	08 28 28.0	–39 23 40.3	wels	TA1993				-
258.5–01.3		RCW 24	08 25 47.5	–40 13 10.3	DA	WG2018				WG2018
259.1+00.9		Hen 2–11	08 37 08.1	–39 25 07.0	O + ?	JB2014			JB2014	JB2014
261.0+32.0		NGC 3242	10 24 46.1	–18 38 32.6	O(H) + ?	SECGPN	sdO	HA1987	MM2019	MK1988
261.9+08.5		NGC 2818	09 16 01.7	–36 37 38.8	cont.	LS2007				-
261.9–05.3		BMP J0818–4517	08 18 16.8	–45 17 57.0	Blue	MASH-II				-
263.0–05.5		PB 2	08 20 39.8	–46 20 13.2	wels?	WG2011b				WG2011b
263.1+04.3		FPM 0904–4023	09 04 02.3	–40 22 20.0	Blue	MASH-II				-
263.2+00.4	*23	K 2–15	08 48 47.7	–42 54 24.0	B0 V	PC2010				PC2010
264.4–12.7		Hen 2–5	07 47 20.0	–51 15 03.4	O(H)f	M1991				-
264.5+05.0		FPM 0911–4051	09 11 45.6	–40 51 59.0	Blue	MASH-II				-
264.6+03.8		BMP J0907–4146	09 07 24.3	–41 46 14.0	Blue	MASH-II				-
268.4+02.4		PB 5	09 16 09.6	–45 28 42.8	wels	G2014				G2014
268.9–00.4		PHR J0905–4753	09 05 39.6	–47 53 38.0	A8?	MASH-I	pec.	Fd2008		-
270.1–02.9		WRAY 17–23	08 59 03.0	–50 23 39.8	[WC 5-6]	DP2011				DP2011
272.1+12.3		NGC 3132	10 07 01.8	–40 26 11.1	A2 V + ?	SECGPN			CB1999	SH2014
272.8+01.0		PMR 1	09 28 40.6	–49 36 44.0	[WC 9-10]	AN2003				MP2001 PM2003
273.6+06.1		HbDs 1	09 52 44.5	–46 13 51.0	O(H)3 Vz	WG2018	sdO	HW1988		WG2018
274.3+09.1		Lo 4	10 05 45.8	–44 21 33.3	PG 1159	WH2006				MK1985
274.6+02.1		Hen 2–35	09 41 37.5	–49 57 58.6	wels	TA1993				-
275.0–04.1		PB 4	09 15 07.6	–54 52 38.5	wels?	WG2011b				WG2011b
275.2–03.7	*	Hen 2–25	09 18 01.3	–54 39 29.2	SySt	C1995	cont.	LS2007		LS2007
276.1–11.9		MPA J0835–6039	08 35 07.3	–60 39 43.0	Blue	MASH-II				-
276.2–06.6		PHR J0907–5722	09 07 51.0	–57 22 52.7	DAO	AW2019				AW2019
277.1–03.8		NGC 2899	09 27 03.0	–56 06 21.1	F V: + ?	RK1999			bc-CSPN	RK1999
277.7–3.5		VBRC 2	09 31 20.5	–56 17 39.4	DAO	PR1997				-
278.1–05.9		NGC 2867	09 21 25.3	–58 18 40.7	[WO 2] + ?	AN2003			AL2019a	D2014 PS1998
278.8+04.9		PB 6	10 13 15.9	–50 19 59.3	[WO 1]	AN2003				AN2003 PS1998
279.6–03.1		Hen 2–36	09 43 25.6	–57 16 55.6	A2 III + sdO	SECGPN			FK2001	LS2007 SH2014
280.1–05.1		BMP J0936–5905	09 36 43.6	–59 05 17.0	Blue?	MASH-II				-
281.0–05.6		IC 2501	09 38 47.5	–60 05 27.9	O3-6	WG2018				WG2018
283.6+25.3		K 1–22	11 26 43.8	–34 22 11.4	O(H) + F	RK1999			CB1999	RK1999
283.8+02.2		My 60	10 31 33.4	–55 20 50.8	EL	t.w.				BA2016 G2014

Continued on next page

<sup>22</sup> Compact HII region?<sup>23</sup> HII region?

Table 1 – continued from previous page

PN G	f_	Name	RA <sub>J2000</sub>	DEC <sub>J2000</sub>	SpT	Ref.	SpT2	Ref.	RB	Ref. spectra
283.8–04.2		Hen 2–39	10 03 49.2	–60 43 48.3	C-star + ? <sup>24</sup>	MB2013b			MB2013b	MB2013b
283.9+09.7		DS 1	10 54 40.6	–48 47 03.0	sdO + ?	D1983	M5 V + ?	SECGPN	D1985	-
284.2–05.3		PM 12	10 01 18.9	–61 52 01.0	[WO 3]	DP2011				DP2011
285.4+01.5		Pe 1–1	10 38 27.6	–56 47 06.5	[WC 5]	G2014				G2014 D2014
285.4–05.3		IC 2553	10 09 21.7	–62 36 40.9	EL	t.w.				-
285.6–02.7		Hen 2–47	10 23 09.0	–60 32 34.3	O(H)7-9 I	WG2018				WG2018
285.7–14.9		IC 2448	09 07 06.3	–69 56 30.7	O(H)3 III-V	WG2018				WG2018
286.3+02.8		Hen 2–55	10 48 43.2	–56 03 10.2	[WO 3]	AN2003				AN2003 PS1998
286.3–04.8		NGC 3211	10 17 50.5	–62 40 12.1	EL	t.w.				BA2016
286.8–29.5		K 1–27	05 57 02.2	–75 40 22.7	O(He) + ?	RD1998			CB1999	RK1996 RK1994
288.7+08.1		ESO 216–2	11 18 09.7	–52 10 02.7	O(H)4-5 V	WG2018				WG2018
289.6–01.6	*	Hen 2–57	10 56 03.0	–61 28 07.4	SySt	KB1994				-
289.8+07.7		Hen 2–63	11 24 01.0	–52 51 19.4	wels	AN2003				-
290.5+07.9		Fg 1	11 28 36.2	–52 56 04.1	O(H)3-4 + ?	t.w.			BM2012	BM2012
291.3+08.4		PMR 2	11 34 38.6	–52 43 33.0	[WO 4]-[WC 4]	AN2003				MP2001 PM2003
291.3–26.2		Vo 1	06 59 26.4	–79 38 47.0	[WC 10]	AN2003				AN2003 MW1990
291.4+19.2		LoTr 4	11 52 29.2	–42 17 38.7	O(He)	GT2000				RK1996
291.6–04.8		IC 2621	11 00 19.5	–65 14 54.2	wels	WG2011b				WG2011b
291.7+03.7		Hen 2–64	11 27 24.3	–57 17 58.9	O(He)	LS2007				LS2007
292.4+04.1		PB 8	11 33 17.7	–57 06 14.0	[WN/C]	TP2010	[WC5-6]	AN2003		TP2010
292.8+01.1		Hen 2–67	11 28 47.4	–60 06 36.7	[WC 4]	G2014				G2014
293.2–09.5		MPA J1054–7013	10 54 27.3	–70 13 12.0	Blue	MASH-II				-
293.6+10.9		BIDz 1	11 53 06.6	–50 50 59.2	O(H)	RK1999				RK1999
294.1+14.4		Lo 6	12 00 43.5	–47 33 12.0	cont.	WG2011a				-
294.1+43.6		NGC 4361	12 24 30.8	–18 47 05.4	O(H)6	P1983	sdO	HA1987		MK1988
294.6+04.7		NGC 3918	11 50 17.8	–57 10 57.0	O(H)?	Fd2008				-
296.0–06.2		MPA J1137–6806	11 37 15.6	–68 06 45.0	Blue	MASH-II				-
297.0+06.5		BMP J1209–5553	12 09 29.1	–55 53 34.0	[WO 2]:	DP2011				DP2011
298.7–07.5		PHR J1202–7000	12 02 55.5	–70 00 56.9	WD?(H)	AW2019				AW2019
300.1+04.1		BMP J1229–5839	12 29 57.6	–58 39 06.0	Blue	MASH-II				-
300.7–02.0		Hen 2–86	12 30 30.5	–64 52 05.7	[WC 5-6]	G2014				G2014
301.9–02.1		MPA J1242–6459	12 42 24.2	–64 59 25.0	wels?	MASH-II				-
302.0–01.6		MPA J1243–6428	12 43 19.4	–64 28 01.0	[WC 9]	MASH-II				DP2011
302.1+00.3		RCW 69	12 44 27.5	–62 31 18.9	WD?(H)	AW2019				AW2019
302.2–03.1		PHR J1244–6601	12 44 59.5	–66 01 02.0	H-rich	WG2018				WG2018
303.6+40.0		A 35	12 53 32.8	–22 52 22.6	DAO + ?	ZRW2012			bc-CSPN	ZRW2012
305.1+01.4		Hen 2–90	13 09 36.2	–61 19 36.0	B[e]	KB2005				CZ2001
306.4–00.6		Th 2–A	13 22 33.8	–63 21 01.3	[WO 3]pec	WG2008				WG2008
307.2–03.4		NGC 5189	13 33 32.9	–65 58 27.1	[WO 1] + ?	AN2003			MM2015	MM2015 SK1995
307.2–05.3		MPA J1337–6751	13 37 22.4	–67 51 07.0	Blue	MASH-II				-
307.2–09.0		Hen 2–97	13 45 24.0	–71 28 48.8	Of-WR(H)	WM2015				WM2015
307.5–04.9		MyCn 18	13 39 35.1	–67 22 51.9	O(H)f + ?	MM2018	O(C)f + ?	LS2007	MM2018	LS2007
308.2+07.7		MeWe 1–3	13 28 04.9	–54 41 58.4	DAO	SW1997				SW1997
308.4+00.4		WeKg 2	13 38 41.7	–61 55 51.0	H-rich	WK1997				-
308.5+02.5 <sup>25</sup>		PMR 6	13 36 23.0	–59 53 31.0	[WC 4]	PM2003				PM2003
308.6–12.2		Hen 2–105	14 15 25.7	–74 12 49.8	O	WG2011b				WG2011b
309.0–04.2		Hen 2–99	13 52 30.7	–66 23 26.8	[WC 9]	AN2003				MH1991

Continued on next page

<sup>24</sup> Carbon star, subtype C-R3 C<sub>2</sub>4<sup>25</sup> Another designation is PN G308.5+02.4



Table 1 – continued from previous page

PN G	f_	Name	RA <sub>J2000</sub>	DEC <sub>J2000</sub>	SpT	Ref.	SpT2	Ref.	RB	Ref. spectra
309.1–04.3		NGC 5315	13 53 57.0	–66 30 50.7	[WO 4]	AN2003				dM2002
309.6–04.8		MPA J1400–6647	14 00 37.1	–66 47 58.0	Blue	MASH-II				-
309.8–01.6		MPA J1354–6337	13 54 22.3	–63 37 18.0	[WC 4]:	DP2011				DP2011
310.3+24.7		Lo 8	13 25 37.5	–37 36 14.8	O(H)3 Vz	WG2018				WG2018
311.0+02.4		SuWt 2	13 55 43.2	–59 22 39.9	A + A + ?	d2009			BO2002	-
312.3+10.5		NGC 5307	13 51 03.3	–51 12 15.9	O(H)3.5 V	WM2015				WM2015
312.6–01.8		Hen 2–107	14 18 42.5	–63 07 10.7	O(H)4 Ifc	WG2018				WG2018
313.4+06.2		MPA J1405–5507	14 05 32.2	–55 07 44.0	wels	DP2011	[WC4-6]	MASH-II		DP2011
313.8–05.7		BMP J1442–6615	14 42 46.6	–66 15 02.0	Blue	MASH-II				-
313.9+02.8		PM 9	14 16 37.6	–58 09 30.0	[WC 9]	WG2011b				DP2011
314.5–01.0		PHR J1432–6138	14 32 09.6	–61 38 41.7	cont.	AW2019				-
315.1–13.0		Hen 2–131	15 37 11.2	–71 54 52.9	O(H)	t.w.	wels	TA1993		G2014 H1977
315.4–08.4		PHR J1510–6754	15 10 26.1	–67 54 54.0	O(H)e + ?	WG2018			HM2013	WG2018
315.7+05.5		LoTr 8	14 22 00.0	–55 02 17.0	[WR]	WG2018				WG2018
316.1+08.4		Hen 2–108	14 18 08.9	–52 10 39.5	O(H)	t.w.	wels	TA1993		G2014 MA2003
316.7–05.8		MPA J1508–6455	15 08 06.4	–64 55 49.0	Blue + ?	MASH-II			WJ2018	-
317.2+08.6		PHR J1424–5138	14 24 32.3	–51 38 39.0	O(H)3 I	WG2018				WG2018
318.4+41.4		A 36	13 40 41.3	–19 52 55.3	sdO	AM2015				AM2015
319.6+15.7		IC 4406	14 22 26.3	–44 09 04.4	[WR]	SECGPN				-
320.1–09.6		Hen 2–138	15 56 01.7	–66 09 09.2	O(H)7-9 f	t.w.				MK1988
320.3–28.8		Hen 2–434	19 33 50.7	–74 32 58.7	O	WG2011b				WG2011b
320.7+04.2		BMP J1457–5413	14 57 02.3	–54 13 58.0	Blue?	MASH-II				-
320.9+02.0		Hen 2–117	15 05 59.2	–55 59 16.6	[WC 5-6]	G2014				G2014
321.0+03.9		Hen 2–113	14 59 53.5	–54 18 07.5	[WC 10]	AN2003				dM2002 SH2014
321.3+02.8		Hen 2–115	15 05 16.8	–55 11 10.5	wels	G2014				G2014
322.4–00.1		Pe 2–8	15 23 42.9	–57 09 25.2	wels	DP2011				DP2011
322.5–05.2		NGC 5979	15 47 40.6	–61 13 02.7	O(H)3-4	t.w.				BA2016
323.6–04.5		WKK 136–337	15 50 28.9	–59 58 50.0	O(H)3 III-V	WG2018				WG2018
323.9+02.4		Hen 2–123	15 22 19.4	–54 08 12.8	O3-4	WG2018				WG2018
324.0+03.5		PM 1–89	15 19 08.8	–53 09 49.8	[WO 4]pec	AN2003				AN2003
324.1+09.0		ESO 223–10	15 01 40.7	–48 21 02.0	O ?	SECGPN				-
324.2+02.5		Hen 2–125	15 23 36.4	–53 51 28.1	VL	G2014				G2014
325.3–02.9		PHR J1553–5738	15 53 09.9	–57 38 06.1	DAO	AW2019				AW2019
325.8+04.5		Hen 2–128	15 25 07.9	–51 19 40.9	wels?	WG2011b				WG2011b
325.8–12.8		Hen 2–182	16 54 35.1	–64 14 28.5	O(H)4-8 III-V	WG2018				WG2018
326.0–06.5		Hen 2–151	16 15 42.3	–59 54 01.0	B0	WG2018				WG2018
326.4+07.0		NeVe 3–2	15 19 43.9	–48 59 54.9	O(H)4 Vz	WG2018				WG2018
326.6+05.7		BMP J1525–4957	15 25 14.1	–49 57 41.0	Blue	MASH-II				-
326.9+08.2		MPA J1518–4738	15 18 18.2	–47 38 28.0	[WR]?	MASH-II				DP2011
327.1–02.2		Hen 2–142	15 59 57.6	–55 55 32.9	[WC 9]	AN2003				D2014 dM2002
327.5–02.2		MPA J1602–5543	16 02 11.2	–55 43 30.0	[WR]	MASH-II				DP2011
327.8+10.0		NGC 5882	15 16 49.9	–45 38 58.5	O(H) f	SECGPN				MK1988
328.8–01.1		PM 15	16 03 41.4	–54 02 04.0	[WR]?	MASH-I				-
328.9–02.4		Hen 2–146	16 10 41.2	–54 57 32.9	K-M + ?	JE1969			bc-CSPN	-
329.0+01.9		Sp 1	15 51 41.0	–51 31 28.6	O(H)3-5 (fc) + ?	WG2018			HJ2016	HJ2016
329.5+01.7		VBRC 7	15 54 51.0	–51 22 34.0	H-rich	WG2018				WG2018
329.5–02.2		WRAY 17–75	16 12 34.4	–54 23 35.3	O(H)	WG2011b				WG2011b
329.8–02.1		BMP J1613–5406	16 13 02.0	–54 06 32.0	Blue?	MASH-II				-
329.9+03.7		BMP J1548–4936	15 48 52.1	–49 36 48.0	wels	MASH-II				-

Continued on next page

Table 1 – continued from previous page

PN G	f_	Name	RA <sub>J2000</sub>	DEC <sub>J2000</sub>	SpT	Ref.	SpT2	Ref.	RB	Ref. spectra
330.2+12.3		BMP J1521–4228	15 21 26.0	–42 28 08.0	Blue	MASH-II				-
330.7+04.1	*	Cn 1–1	15 51 15.9	–48 44 58.5	F5 III + ?	L1984	SySt?	AC2007		-
331.1–05.7		PC 11	16 37 42.7	–55 42 26.4	A3–4II + WD	PB2010			PB2010	PB2010
331.3+16.8		NGC 5873	15 12 51.1	–38 07 33.7	wels	TA1993				MA2003
331.3–12.1		Hen 3–1357	17 16 21.1	–59 29 23.3	H-rich	RR2017	sdO	RR2014		PG1995
331.4–03.5		Hen 2–162	16 27 50.9	–54 01 28.4	B0 I–III	WG2018				WG2018
331.5–02.7		Hen 2–161	16 24 37.8	–53 22 34.1	O(H)3–4 + ?	t.w.			JB2015	JB2015
331.7–01.0	*	Mz 3	16 17 13.4	–51 59 10.6	SySt	KB2003	B0	LZ1998		ZL2002
331.8–02.3		MPA J1624–5250	16 24 02.9	–52 50 06.0	wels	DP2011				DP2011
332.4–01.4		BMP J1622–5144	16 22 34.0	–51 44 56.0	Blue	MASH-II				-
332.5–16.9		HaTr 7	17 54 09.6	–60 49 58.0	DAO + ?	SW1997			HF2017	HF2017 SW1997
332.8–16.4		HaTr 6	17 51 52.8	–60 23 21.9	H-rich	WG2018				WG2018
332.9–09.9		Hen 3–1333	17 09 00.9	–56 54 48.0	[WC 10]	AN2003				D2014 dM2002
333.4–04.3		PMR 3	16 41 04.4	–53 02 24.0	wels	AN2003				PM2003
333.9+00.6		PMR 5	16 19 40.2	–49 13 59.0	wels	AN2003	[WN]?	MP2013		MP2013
333.9–08.5		PM 6	13 36 23.0	–59 53 24.4	[WC 4]	PM2003				PM2003
334.3–09.3		IC 4642	17 11 45.0	–55 24 01.5	absorption lines	SECGPN				-
334.8–07.4		Hen 3–1312	17 03 02.9	–53 55 54.0	F6–7 I + ?	P2004	B[e]?	LZ1998	bc-CSPN	P2004
335.5+12.4		DS 2	15 43 05.0	–39 18 14.6	O(H)	SECGPN	sdO	D1983		MK1988
336.2–06.9		PC 14	17 06 14.8	–52 30 00.5	[WO 4]	AN2003				AN2003
336.3–05.6		Hen 2–186	16 59 36.1	–51 42 06.5	cont.	LS2007				-
336.5+05.5		MPA J1611–4356	16 11 12.9	–43 56 22.0	[WO 4]	DP2011				DP2011
337.0+08.4		ESO 330–9	16 02 18.0	–41 26 50.0	O(H)3–4 + ?	t.w.			HF2017	HF2017
337.4+01.6		Pe 1–7	16 30 25.9	–46 02 50.8	[WC 9]	AN2003				AN2003
337.5–05.1	*	Hen 2–187	17 01 37.4	–50 22 56.6	O(H)7–9 ((f))	WG2011b				WG2011b
338.1–08.3		NGC 6326	17 20 46.2	–51 45 15.2	O(H)5–8 ((fc)) + ?	WG2018			MJ2011	WG2018
338.8+05.6		Hen 2–155	16 19 23.2	–42 15 36.7	O(H)3–5 + ?	t.w.			JB2015	JB2015
339.9+88.4		LoTr 5	12 55 33.7	+25 53 30.6	G5 III + sdO	JT1996			VH2014	FK1983
341.5+12.1		Sand 3	16 06 28.4	–35 45 13.0	[WO 1]	Cd1998				KH1997
341.6+13.7		NGC 6026	16 01 21.1	–34 32 36.6	O(H)7 V + ?	t.w.	WD/sdO	d2009	HB2010	HB2010 WD2011
341.8+05.4		NGC 6153	16 31 30.8	–40 15 14.2	wels	LS2000				LS2000
342.5–14.3		Sp 3	18 07 15.8	–51 01 10.1	O3 + ?	GP2001			CB1999	-
343.5–07.8		PC 17	17 35 41.1	–46 59 51.3	wels	WG2011b				WG2011b
343.6+03.7a		MPA J1644–4002	16 44 20.4	–40 02 13.0	Blue	MASH-II				-
343.9–05.8		SB 30	17 27 02.3	–45 32 38.5	wels	GS2004				-
344.6–04.5		MPA J1723–4419	17 23 06.1	–44 19 16.0	Blue	MASH-II				-
344.9+03.0		BMP J1651–3930	16 51 41.3	–39 30 27.0	Blue	MASH-II				-
345.0–04.9		Cn 1–3	17 26 11.8	–44 11 29.1	wels?	WG2011b				WG2011b
345.2–08.8		Tc 1	17 45 35.3	–46 05 23.7	O(H)5–9 f	t.w.				MK1988
345.4+00.1		IC 4637	17 05 10.5	–40 53 08.4	O(H) + ?	SECGPN			CB1999	MK1988
345.5+15.1		Lo 13	16 09 45.9	–30 55 07.6	O(H)	SECGPN				MK1985
346.2–08.2		IC 4663	17 45 28.5	–44 54 11.5	[WN 3]	M2012				M2012
347.4+05.8		H 1–2	16 48 54.1	–35 47 09.1	wels	GS2004				-
348.0–13.8		IC 4699	18 18 31.2	–45 59 03.2	O(H)3 V((f))	WM2015				WM2015
348.4+04.9		MPA J1655–3535	16 55 22.0	–35 35 24.0	[WC 10]	DP2011				DP2011
349.3–01.1		NGC 6337	17 22 15.7	–38 29 03.5	wels + ?	WG2011b	M4 V	d2006	HB2006	HJ2016
349.3–04.2		Lo 16	17 35 41.9	–40 11 26.5	O(H)3–4 Vz((fc)) + ?	WG2018			HF2017a	WG2018
349.5+01.0		NGC 6302	17 13 44.4	–37 06 12.9	G V + ?	d2006	G V + H-poor	WB2011	bc-CSPN	-
349.7+04.0		PPA J1702–3509	17 02 46.1	–35 09 02.0	[WR]?	MASH-I				-

Continued on next page

Table 1 – continued from previous page

PN G	f_	Name	RA <sub>J2000</sub>	DEC <sub>J2000</sub>	SpT	Ref.	SpT2	Ref.	RB	Ref. spectra
350.1–03.9		H 1–26	17 36 29.7	–39 21 57.0	[WC 4-5]	GS2003				GS2004
350.9+04.4		H 2–1	17 04 36.3	–33 59 18.8	O(H)5-9	t.w.				MK1988
351.1+04.8		M 1–19	17 03 46.8	–33 29 43.8	wels?	AN2003				-
351.5–06.5		SB 34	17 52 09.4	–39 32 14.5	[WO 2]	GS2004				GS2004
351.7–06.6		SB 35	17 53 02.9	–39 24 08.9	wels	GS2004				-
352.1+05.1		M 2–8	17 05 30.7	–32 32 08.1	[WO 3]	GS2004				GS2004
352.1–02.6		PHR J1736–3659	17 36 17.3	–36 59 47.2	O(H)8 If	WG2018				WG2018
352.9+11.4		K 2–16	16 44 49.1	–28 04 04.7	[WC 11]	AN2003				LH1998 dM2002 D2014
352.9–07.5		Fg 3	18 00 11.9	–38 49 51.7	cont.	WG2011a				-
353.7+06.3		M 2–7	17 05 13.9	–30 32 19.7	O	WG2018				WG2018
354.5–03.9		SAB 41	17 48 16.3	–35 38 31.0	H-rich + ?	WG2018			MA2009	WG2018
354.7–03.9		MPA J1748–3530	17 48 48.6	–35 30 30.0	Blue?	MASH-II				-
355.2–02.5		H 1–29	17 44 13.8	–34 17 33.1	[WC 4]	AN2003				-
355.3+03.8		MPA J1719–3043	17 19 20.1	–30 43 40.0	Blue	MASH-II				-
355.3–03.2		PPA J1747–3435	17 47 08.3	–34 35 43.0	O(H) + ?	WG2018			MA2009	WG2018
355.4–04.0		Hf 2–1	17 51 12.1	–34 55 24.3	[WO 2]	DP2011				DP2011
355.5–02.8		MPA J1746–3412	17 46 18.5	–34 12 37.0	[WC 10-11]	MM2013				-
355.6–02.3		PHR J1744–3355	17 44 27.9	–33 55 20.3	H-rich	WG2018				WG2018
355.7–03.5		H 1–35	17 49 13.9	–34 22 53.3	wels?	WG2011b				WG2011b
355.9+03.6		H 1–9	17 21 31.9	–30 20 48.9	[WC 11]	GC2009	wels	PR2013		GC2009
355.9–04.2		M 1–30	17 52 58.9	–34 38 23.0	wels	AN2003	[WC 7]	GT2000		AN2003
355.9–04.4		K 6–32	17 53 40.3	–34 43 41.0	[WO 3]:	DP2011				DP2011
356.0–04.2		PHR J1753–3428	17 53 04.9	–34 28 39.0	[WO 2-3]	DP2011				DP2011
356.1+02.7		Th 3–13	17 25 19.4	–30 40 42.0	[WC 5-6]	DP2011				DP2011
356.2–04.4		Cn 2–1	17 54 33.0	–34 22 21.2	Of	AK1987				MA2003
356.2–04.4		Cn 2–2	17 54 33.0	–34 22 21.2	wels	TA1993				-
356.5–02.3	*	M 1–27	17 46 45.5	–33 08 35.1	[WC 11]?	GZ2006	pec.	WG2011b		WG2011b
356.5–03.9		H 1–39	17 53 21.0	–33 55 58.5	[WC 11]?	GS2004				-
356.7–04.8		H 1–41	17 57 19.1	–34 09 49.1	wels	TA1993				MA2003
356.8–03.6		PHR J1752–3330	17 52 29.2	–33 30 04.2	[WC 11]	DP2011				DP2011
356.9+04.4		M 3–38	17 21 04.5	–29 02 59.7	wels	DP2011				DP2011
356.9+04.5		M 2–11	17 20 33.3	–29 00 39.1	wels?	GC2009				GC2009
357.0–04.4		PHR J1756–3342	17 56 39.5	–33 42 31.0	O(H)3-4 Vz + ?	WG2018			MA2009	WG2018
357.1+03.6		M 3–7	17 24 34.4	–29 24 19.5	wels	TA1993				-
357.1–04.7		H 1–43	17 58 14.4	–33 47 37.5	[WC 11]	GS2004				GS2004
357.1–05.3		BMP J1800–3408 <sup>26</sup>	18 00 26.5	–34 07 49.0	O(H)4-5 Vz + ?	WG2018			MA2009	WG2018
357.2–04.5		H 1–42	17 57 25.2	–33 35 42.9	wels	GC2009				GC2009
357.3+03.3		M 3–41	17 25 59.8	–29 21 50.4	[WC 11]	GC2009				GC2009
357.4–03.2		M 2–16	17 52 34.4	–32 45 51.4	[WO 2-3]	DP2011				DP2011
357.6+01.7		H 1–23	17 32 46.9	–30 00 15.1	Of?	AK1987				-
357.6–03.3		H 2–29	17 53 16.8	–32 40 38.5	O(H) + ?	WG2018			MA2009	WG2018
357.7–04.8		BMP J1759–3321	17 59 45.2	–33 21 13.0	Blue	MASH-II				-
358.0–04.6		Sa 3–107	17 59 55.0	–32 59 11.8	wels	DP2011				DP2011
358.3–21.6		IC 1297	19 17 23.5	–39 36 46.4	[WO 3]	AN2003				D2014 SK1994
358.7–03.0		K 6–34	17 54 41.1	–31 31 43.2	O(H)4-6 + ?	WG2018			MA2009	WG2018
358.8+00.0		Te 2022	17 42 42.4	–29 51 35.4	B early	WG2011b				WG2011b
358.9+03.3		H 1–19	17 30 02.6	–27 59 17.5	wels	DP2011				DP2011
358.9–00.7		M 1–26	17 45 57.7	–30 12 00.6	O(H) f	SECGPN	B[e]?	LZ1998		MK1988

Continued on next page

<sup>26</sup> Another designation is BMPJ 1800–3407

Table 1 – continued from previous page

PN G	f_	Name	RA <sub>J2000</sub>	DEC <sub>J2000</sub>	SpT	Ref.	SpT2	Ref.	RB	Ref. spectra
359.1–02.3		M 3–16	17 52 46.1	–30 49 35.5	O(H)4-6 III-V + ?	WG2018			MA2009	WG2018
359.2+01.2	*	19w32	17 39 03.0	–28 56 37.0	SySt	BM2000				C1995
359.2–33.5		CRBB 1	20 19 28.7	–41 31 27.6	B0 III	t.w.				MR1991
359.3–00.9		Hb 5	17 47 56.2	–29 59 39.6	cont.	AK1985				-
359.3–01.8		M 3–44	17 51 18.9	–30 23 53.0	[WC 11]	GS2004				GS2004
359.3–03.1		M 3–17	17 56 25.6	–31 04 16.8	[WC 11]?	GS2004				-
359.4–05.6		BMP J1807–3215	18 07 07.0	–32 15 22.0	Blue?	MASH-II				-
359.7+06.0		BMP J1721–2554	17 21 58.1	–25 54 24.0	Blue	MASH-II				-
359.8+03.5		PHR J1731–2709	17 31 47.8	–27 09 19.0	[WC 4]:	DP2011				DP2011
359.8+05.6		M 2–12	17 24 01.5	–25 59 23.3	O7-8	t.w.				HP2007
359.9–04.5		M 2–27	18 03 52.6	–31 17 46.7	[WC 4]:	DP2011				DP2011

**Table 2.** Physical parameters of CSPNe. Description of the columns is in Section 4.2.

PN G	log $g$	ref.	met.	log $T$	ref.	log ( $L_{\star}/L_{\odot}$ )	ref.	mag.	ref.
# 1	7.00	N1999	eff	5.079	N1999	3.700	WW2010	v 12.99	WW2010
# 2	7.50	N1999	eff	4.978	N1999	1.000	R1987	v 15.60	R1987
# 3	8.00	N1999	eff	5.041	N1999	-	-	v 15.40±0.05	ZF2012
# 4	7.50	N1999	eff	5.000	N1999	-	-	v 13.21	HD2007
# 5	-	-	-	-	-	-	-	-	-
# 6	-	-	-	-	-	-	-	-	-
# 7	8.30	dO2015	eff	5.079	dO2015	-	-	r 18.48±0.01	GD2014
# 8	-	-	-	-	-	-	-	-	-
# 9	6.52±0.05	LF2015	eff	4.910±0.007	LF2015	-	-	v 10.58	LF2015
000.0-06.8	-	-	-	-	-	-	-	v 14.92	TA1991
000.1+17.2	4.50	RP1997	eff	4.574	RP1997	3.748	M1997	v 16.30	TA1991
000.2-01.9	-	-	-	-	-	-	-	v 17.30	TA1991
000.3+12.2	4.10	ZK1993	*	4.623	HA1999b	3.040	HA1999b	v 13.90	TA1991
000.4+04.4	-	-	-	-	-	-	-	-	-
000.4-01.9	-	-	-	4.660	AN2003	-	-	v 16.10	TA1991
000.7+04.7	-	-	-	5.146±0.093	JB2014	3.800	JB2014	i 16.80	JB2014
000.7+08.0	-	-	-	-	-	-	-	-	-
000.7-02.7	-	-	bT	4.997	PA1989	-	-	v 14.70	TA1991
000.9-02.0	-	-	-	-	-	-	-	v 19.20	LF2010
001.2-03.0	4.50	RP1997	eff	4.477	RP1997	3.699	ZK1993	v 16.20	TA1991
001.2-05.6	-	-	-	-	-	-	-	ks 12.28	DP2011
001.5-06.7	4.00	dC2001	eff	4.602	Gd2013	4.300	GZ2007	v 11.76	TA1991
001.7-04.4	3.64	M1997	bb	4.530	GZ2014	3.643	M1997	v 16.70	LF2010
001.7-04.6	4.75	RP1997	eff	4.813	RP1997	3.000	GZ2007	v 17.00	TA1991
001.8-02.0	-	-	-	-	-	-	-	v 19.69	SB2019
001.8-03.7	-	-	-	-	-	-	-	-	-
002.0-06.2	3.65±0.14	HP2007	eff	4.591±0.022	HP2007	3.920±0.17	HP2007	v 14.40±0.5	HP2007
002.0-13.4	5.10	Gd2013	eff	4.813	Gd2013	3.600	GZ2007	v 14.00	TA1991
002.1-02.2	5.50	t.w.	bb	4.880	GZ2007	3.200	GZ2007	-	-
002.2-02.7	4.00	RP1997	eff	4.760	RP1997	4.199	ZK1993	b 16.70	TA1991
002.2-06.3	-	-	-	-	-	-	-	v 14.70	TA1991
002.2-09.4	5.20	RP1997	-	5.040	AN2003	3.613	M1997	v 15.20	WL2007
002.4+05.8	5.10	SP2015	eff	4.792±0.070	SP2015	3.700	Ko2001	v 15.94	GT2000
002.4-03.7	3.08±0.09	HP2007	eff	4.491±0.021	HP2007	4.170±0.14	HP2007	v 14.45±0.25	HP2007
002.6+05.5	-	-	-	-	-	-	-	-	-
002.6+08.1	4.70	RP1997	eff	4.903	RP1997	3.400	GZ2007	-	-
002.6-03.4	3.45±0.27	HP2007	eff	4.491+0.021-0.028	HP2007	3.680+0.29 -0.30	HP2007	v 14.99±0.25	HP2007
002.7-04.8	5.30	PB2007	-	4.929	PB2007	3.544	PB2007	v 17.40	PB2007
002.7-52.4	7.05	BK2018	eff	5.114	BK2018	2.360	GM2019b	v 16.14±0.03	BK2018
003.1+02.9	5.00	ZK1993	*	4.934	PM2003b	3.600	GZ2007	v 17.00	CM2000
003.2-04.4	-	-	-	-	-	-	-	-	-
003.3+66.1	6.11	KP2016	-	5.079	KP2016	-	-	r 18.66	KP2016
003.3-04.6	3.40	RP1997	eff	4.462	RP1997	-	-	v 13.29	TA1991
003.4-04.8	4.50	RP1997	eff	4.889	RP1997	-	-	v 16.20	LF2010
003.5-02.4	5.50	ZK1993	-	5.010	ZK1993	3.732	ZK1993	v 17.58+0.62-0.42	SK1989
003.6+03.1	4.70	t.w.	bb	4.630	GZ2014	3.000	GZ2007	-	-
003.7-04.6	4.30	ZK1993	bb	5.040	GZ2007	3.500	GZ2007	v 15.70	LF2010
003.9-02.3	4.60	ZK1993	-	4.828	ZK1993	3.898	ZK1993	v 15.10	DP2011
003.9-14.9	-	-	eff	4.699	Gd2013	4.070	AG1985	v 13.97	TA1991
004.0-03.0	4.00±0.3	MM2011	eff	4.699±0.087	MM2011	3.300	GZ2007	v 15.54	TA1991
004.2-04.3	5.80	t.w.	bb	4.900	GZ2007	3.000	GZ2007	v 18.10	LF2010
004.6+06.0	-	-	eff	4.610	PL2016	3.780	PL2016	-	-
004.9+04.9	4.20	RP1997	-	4.750	AN2003	3.800	GZ2007	b 17.90	TA1991
004.9-04.9	-	-	z(HeI)	4.196	P2003	-	-	v 12.50	BM2000

Continued on next page

Table 2 – continued from previous page

PN G	log $g$	ref.	met.	log $T$	ref.	log ( $L_*/L_\odot$ )	ref.	mag.	ref.
005.0+03.0	-	-	-	-	-	-	-	v 19.17	SB2019
005.1-08.9	-	-	-	4.792±0.042	HB2016	2.778	HB2016	v 17.76	HB2016
005.8-06.1	7.47	M1997	-	5.132	M1997	2.255	M1997	v 19.60	SECGPN
005.9-02.6	-	-	-	-	-	-	-	-	-
006.0-03.6	4.70	RP1997	eff	4.778	RP1997	3.700	GZ2007	-	-
006.0-41.9	5.20	PR1989	eff	4.840	PL2016	3.020	PL2016	v 17.50	SECGPN
006.1+08.3	5.00	OK2013	-	4.724	OK2013	3.919	OK2013	v 17.10	WL2007
006.3+04.4	5.00	RP1997	eff	4.916	RP1997	-	-	-	-
006.4+02.0	5.30	ZK1993	bb	4.680	GZ2014	3.800	GZ2007	b 19.00	TA1991
006.5-03.1	-	-	-	-	-	-	-	-	-
006.7-02.2	7.20	B2008	-	5.260	B2008	3.079	B2008	-	-
006.8+04.1	4.70	RP1997	-	4.740	AN2003	3.600	GZ2007	-	-
006.9-05.1	-	-	-	-	-	-	-	-	-
007.0-06.8	5.00	RP1997	eff	4.778	RP1997	3.924	ZK1993	v 15.10	LF2010
007.5+04.3	-	-	-	-	-	-	-	v 18.20	TA1991
007.5-05.0	-	-	-	-	-	-	-	-	-
007.8-03.7	-	-	-	-	-	-	-	v 17.60	LF2010
007.8-04.4	3.80	RP1997	eff	4.439	RP1997	3.716	ZK1993	v 14.67	TA1991
008.0+03.9	7.29	M1997	eff	5.194	M1997	2.690	M1997	v 19.00	TS1994
008.1-04.7	-	-	-	-	-	-	-	v 15.80	WL2007
008.2+06.8	2.95±0.09	HP2007	eff	4.447±0.023	HP2007	4.090+0.15-0.14	HP2007	v 14.20±0.1	HP2007
008.2-04.8	4.90	ZK1993	-	4.874	ZK1993	3.763	ZK1993	b 18.20	SECGPN
008.3-01.1	5.50	ZK1993	-	5.066	ZK1993	3.300	GZ2007	v 18.30	CM2000
008.3-07.3	6.75	RP1997	eff	5.097	RP1997	3.663	HK2010	v 15.60±0.4	SK1989
009.4-05.0	3.90	MK1992	eff	4.672	MK1992	3.820	GM2019b	v 12.96	TA1991
009.6+10.5	4.80±0.3	SB2008	-	4.544±0.012	SK1989	<2.602	SK1989	v 16.42±0.24	SK1989
009.6+14.8	4.70	ZK1993	-	4.822	ZK1993	3.799	ZK1993	v 13.74	CM2000
009.6-10.6	4.75	RP1997	eff	4.916	RP1997	3.300	GZ2007	v 15.90	WL2007
009.8-04.6	-	-	-	-	-	-	-	-	-
009.8-07.5	4.60±0.24	MP2013b	eff	4.690	PL2016	3.340	PL2016	-	-
010.4+04.4	-	-	eff	4.690	P1999	3.680	TE2002	v 24.00	TE2002
010.7-06.4	4.90	t.w.	z(HeII)	4.796±0.024	P2003	3.600	GZ2007	b 17.20	TA1991
010.8+18.0	3.90	ZK1993	eff	4.176	LC2011	3.447	ZK1993	v 15.65±0.19	SK1989
010.8-01.8	4.20	ZK1993	*	4.813	PM2003b	3.799	ZK1993	v 15.74	TA1991
011.1-07.9	<2.70	JH2019	-	4.322	JH2019	0.568	Ko2001	v 14 <sup>27</sup>	BD1982 JH2019
011.3-09.4	-	-	-	-	-	-	-	v 13.41	TA1991
011.4+17.9	5.00	SW1997	eff	4.954	SW1997	-	-	-	-
011.7-00.6	4.40	ZK1993	z(HeII)	4.797	Ph2005	3.620	GS1997	v 14.36	WL2007
011.7-06.6	-	-	-	-	-	-	-	v 13.94	TA1991
011.9+04.2	-	-	*	4.820	PM2003b	-	-	v 17.00	TA1991
012.1-11.2	-	-	-	-	-	-	-	-	-
012.2+04.9	3.70	HW2006	*	4.544	Ko2001	3.700	Ko2001	v 14.90	GT2000
012.5-09.8	-	-	-	4.914	PA1989	-	-	v 17.40	TA1991
012.9+06.6	-	-	-	-	-	-	-	-	-
013.1+05.0	-	-	-	-	-	-	-	-	-
013.7-10.6	-	-	-	4.833	MP2006	-	-	v 16.70	TA1991
014.0-05.5	-	-	z(HeII)	4.920±0.143	MV2016	2.880±0.28	MV2016	v 13.27	TA1991
014.2+03.8	-	-	-	-	-	-	-	v 16.50	PM2003
014.3-05.5	-	-	-	4.920±0.014	MV2016	2.880±0.28	MV2016	-	-
014.4-06.1	-	-	-	-	-	-	-	-	-
014.6-04.3	5.25	RP1997	eff	5.000	RP1997	-	-	-	-
014.8-08.4	-	-	-	-	-	-	-	-	-
015.4-04.5	4.70	RP1997	eff	4.889	RP1997	3.756	M1997	v 14.30	TA1991

Continued on next page

<sup>27</sup> Irregular variable.

Table 2 – continued from previous page

PN G	log $g$	ref.	met.	log $T$	ref.	log ( $L_*/L_\odot$ )	ref.	mag.	ref.
015.5+02.8	-	-		>4.813	Fd2008	-	-	v 19.00	Fd2008
015.9+03.3	-	-		-	-	-	-	-	-
016.2-03.7	-	-		-	-	-	-	v 16.50	PM2003
016.4-01.9	4.20	ZK1993		4.699	ZK1993	3.763	ZK1993	v 12.83	TA1991
016.8-01.7	-	-		-	-	-	-	i 15.41	DP2011
017.3-21.9	6.70±0.2	HF2015		5.041±0.039	HF2015	2.610	HF2015	v 15.40	HF2015
017.6-10.2	-	-		>4.903	Fd2008	1.750	GS1997	v 15.42	TS1994
017.9-04.8	4.60	ZK1993	*	4.987	PM2003b	3.929	ZK1993	v 17.90	GT2000
019.4-05.3	4.70	ZK1993		4.860	ZK1993	4.000	ZK1993	b 17.10	TA1991
019.7-04.5	4.80	ZK1993		4.870	AN2003	3.929	ZK1993	-	-
019.7-10.7	-	-		-	-	-	-	-	-
019.7-10.7	7.00	AW2019		4.919	AW2019	-	-	g 18.45	AW2019
020.4-07.0	-	-		-	-	-	-	-	-
020.7-05.9	4.60	ZK1993		4.803	ZK1993	3.740	ZK1993	v 14.16	TA1991
020.7-08.0	-	-		-	-	-	-	-	-
020.9-01.1	-	-		4.980	AN2003	-	-	v >18.00	AN2003
021.0-04.1	-	-		-	-	-	-	-	-
023.8-06.2	-	-		-	-	-	-	-	-
025.3+40.8	3.70±0.2	HB2011	*	4.682	HB2011	3.740	GM2019b	v 11.33	GM2019b
025.4-04.7	6.66±0.30	N1999	eff	4.955±0.030	N1999	1.817±0.301	SV2002	v 16.90±0.2	NS1995
025.8-17.9	6.78	PB2005	*	5.161	PB2005	3.037	PB2005	b 16.97±0.15	GP1988
025.9-10.9	-	-		-	-	-	-	-	-
027.6+04.2	4.10	ZK1993	*	4.813	PM2003b	3.600	GZ2007	v 15.70	GG2006
027.6+16.9	5.60	Gd2013	eff	5.068	Gd2013	1.831	SV2002	v 15.10±0.2	NS1995
027.6-09.6	4.60	HA2001b		4.845	HA2001b	3.591	HA2001b	v 15.19	WL2007
028.0+10.2	-	-	eff	4.599±0.248	SV2002	1.344±4.05	SV2002	v 18.40±0.2	NS1995
029.0+00.4	4.90	FB2014		4.851	FB2014	3.740	FB2014	v 17.80±0.01	FB2014
029.2-05.9	4.60	ZK1993	*	5.130	PM2003b	3.000	GZ2007	v 15.45	TA1991
030.6+06.2	7.24	GB2010	eff	4.927	GB2010	-	-	v 16.60±0.2	NS1995
032.0-03.0	3.60	ZK1993		4.576	ZK1993	3.898	ZK1993	-	-
033.2-01.9	-	-		-	-	-	-	-	-
034.1-10.5	6.38±0.31	N1999	eff	4.833±0.060	N1999	1.950	Fd2008	v 16.90±0.2	NS1995
034.3+06.2	-	-	eff	5.375±0.301	SV2002	2.644±0.302	SV2002	-	-
034.5-06.7	4.30	ZK1993	eff	5.030±0.070	SV2002	2.605±0.199	SV2002	v 18.10	TA1991
034.6+11.8	4.20	Gd2013	eff	4.778	Gd2013	3.170	SP2015	v 12.00	TA1991
035.9-01.1	6.80	B2008		5.196	GM2019b	3.110	GM2019b	v 19.00	GM2019b
036.0+17.6	5.70	Gd2013	eff	5.041	Gd2013	3.630	GM2019b	v 14.80±0.3	NS1995
036.1-57.1	7.00	Gd2013	eff	5.041	GM2019b	1.830	GM2019b	v 13.40±0.4	NS1995
036.4-01.9	-	-		-	-	-	-	-	-
037.5-05.1	-	-		4.978	CK2006	3.763	KK2001	-	-
037.7-06.0	-	-		-	-	-	-	v 16.60	DP2011
037.7-34.5	4.90	MK1992	eff	4.940	Gd2013	3.970	MK1992	v 12.54	TA1991
037.8-06.3	5.50	SP2015	eff	4.985±0.045	SP2015	3.763	SP2015	v 15.50	KJ1991
038.1-25.4	7.55	M1997	eff	5.242±0.302	SV2002	1.160±0.306	SV2002	v 17.82	MB2012
038.2+12.0	3.50	ZK1993	eff	4.809±0.070	SV2002	3.893±0.281	SV2002	v 12.40	TA1991
038.4-03.3	-	-		-	-	-	-	v 14.72	TA1991
039.0-04.0	-	-		-	-	-	-	-	-
039.5-02.7	-	-		-	-	-	-	v 17.30	TA1991
041.8+04.1	-	-		-	-	-	-	-	-
041.8-02.9	7.47	M1997	eff	4.982±0.027	SB2019b	1.130±0.134	SB2019b	v 16.88	Fd2008
042.0+05.4	3.10	ZK1993		4.433	ZK1993	3.799	ZK1993	v 16.20	TA1991
042.5-14.5	-	-	bT	4.770	HD2013	2.446	SV2002	v 18.20±0.2	NS1995
042.9-06.9	4.18	M1997	z(HeII)	4.711±0.010	MV2016	3.690±0.27	MV2016	v 15.14±0.13	MV2016
043.1+03.8	-	-	z(HeI)	4.447±0.155	P2003	3.810	GS1997	v 14.74	TA1991
043.1+37.7	4.80±0.2	HB2011	*	4.946	HB2011	3.870	HB2011	v 12.70	dB2004

Continued on next page



Table 2 – continued from previous page

PN G	log $g$	ref.	met.	log $T$	ref.	log ( $L_*/L_\odot$ )	ref.	mag.	ref.
043.3+11.6	-	-	z(HeI)	4.618±0.023	P2003	4.390	P2003	v 15.50	TA1991
044.1+05.8	-	-	z(HI)	4.365±0.032	MV2016	1.910±0.33	MV2016	v 16.86±0.01	MV2016
044.3-05.6	-	-	eff	4.890±0.025	SV2002	3.229±0.12	SV2002	v 17.30	TA1991
045.4-02.7	3.50	cH1989	z(HeII)	4.771	KJ1991	3.544	cH1989	v 15.10	TA1991
045.7-04.5	5.37	BC2012	eff	4.954	BC2012	3.210	GM2019b	v 14.37	TA1991
046.4-04.1	4.50	ZK1993		4.954	LH2013	3.650	GS1997	v 15.20	TS1994
046.8+03.8	7.50	FP2016		5.079	FP2016	1.830	GM2019b	v 17.66	FP2016
047.0+42.4	6.30	Gd2013	eff	5.068	Gd2013	2.470	GM2019b	v 15.60±0.2	NS1995
047.1+04.1	-	-	eff	4.392±0.049	SV2002	2.760±0.159	SV2002	v 16.90	TA1991
048.7+01.9	-	-	eff	4.362±0.205	SV2002	3.771±3.418	SV2002	v >17.00	AN2003
049.4+02.4	4.60	ZK1993	eff	4.550	GS2016	3.150	GS2016	b 12.00	GS2016
051.0+02.8	-	-	-	-	-	-	-	v 13.40	dB2004
051.3+01.8	-	-	-	-	-	-	-	v 15.10	SECGPN
051.4+09.6	2.80	ZK1993		4.580	M1997	3.820	M1997	v 13.09	TA1991
051.9-03.8	-	-	eff	4.744±0.010	SV2002	3.988±0.077	SV2002	v 14.54	TA1991
052.2+07.6	-	-	-	-	-	-	-	-	-
052.2-04.0	4.80	ZK1993	z(HeII)	4.763	KJ1991	4.100	ZK1993	v 18.10	TA1991
052.5-02.9	4.36	M1997	eff	4.806±0.030	SV2002	3.969±0.164	SV2002	v 14.12	TA1991
052.7+50.7	2.90	NH1994		4.305	NH1994	-	-	v 10.73	HF2000
053.3+24.0	-	-	eff	5.075±0.084	SV2002	3.275±0.285	SV2002	v 17.60	SECGPN
053.8-03.0	8.00	SG2003	eff	4.623	SV2002	1.922	SV2002	v 18.04	WW1993
054.1-12.1	4.00	MK1992	eff	4.699	MK1992	4.020	MK1992	v 12.43	TA1991
054.2-03.4	-	-	-	-	-	-	-	i 17.25	CS2011
054.4-02.5	3.80	ZK1993		4.679	ZK1993	4.149	ZK1993	v 17.70	TA1991
055.1-01.8	-	-	-	-	-	-	-	-	-
055.4+16.0	5.67±0.05	HF2017		4.695±0.039	HF2017	3.180	GM2019b	v 14.80	GM2019b
055.5-00.5	-	-	-	-	-	-	-	-	-
055.6+02.1	-	-	eff	4.475±0.038	SV2002	3.867±0.097	SV2002	v 16.70	TA1991
057.2-08.9	4.34	M1997	eff	4.835±0.026	SV2002	3.617±0.13	SV2002	v 14.80	TA1991
058.3-10.9	4.20	ZK1993	eff	4.740	HA1994	3.314	HA1994	v 14.40	Ph2005
058.6+06.1	5.00	dP2013	eff	4.667±0.022	SV2002	1.666±0.022	SV2002	v 17.73	dP2013
059.7-18.7	-	-	eff	5.029±0.016	SB2019b	2.517±0.044	SV2002	v 16.01	dP2013
060.0-04.3	-	-	-	-	-	-	-	v 13.26	SECGPN
060.1-07.7	7.00	SP2015	eff	5.216±0.053	SP2015	2.892	SP2015	v 18.00	TS1994
060.4+01.5	-	-	-	-	-	-	-	v 18.60	GT2000
060.5+01.8	-	-	-	-	-	-	-	-	-
060.8-03.6	7.36	GB2010	eff	5.130	GM2019b	2.440	GM2019b	v 14.20±0.2	NS1995
061.0+08.0	4.00	ZK1993	z(HeII)	5.057	P2003	2.499±0.303	SV2002	v 17.20	SECGPN
061.3+03.6	-	-	-	-	-	-	-	-	-
061.4-09.5	4.70	ZK1993	eff	5.117±0.042	SB2019b	4.010	GM2019b	v 15.70	SB2019b
061.8+02.1	-	-	-	-	-	-	-	v 16.17±0.02	AE1985
061.9+41.3	3.40	N1999	eff	4.568	N1999	3.500	PL2016	v 15.30	TA1991
062.4+09.5	-	-	z(HeII)	4.968	P2003	2.150	GS1997	v 17.80±0.2	NS1995
063.1+13.9	6.90	Gd2013		5.170	GM2019b	2.620	GM2019b	v 16.20±0.3	NS1995
064.6+48.2	4.80	HB2011	*	4.961	HB2011	3.920	HB2011	v 13.94	TA1991
064.7+05.0	4.20	Gd2013		4.550	AN2003	4.100	GZ2007	v 12.50	GT2000
065.0-27.3	3.90	Gd2013	eff	4.591	Gd2013	3.480	PL2016	v 12.86	TA1991
066.7-28.2	5.70	Gd2013	eff	5.041	Gd2013	3.088±0.204	SB2019b	v 13.60±0.2	NS1995
066.8+02.9	-	-	-	-	-	-	-	-	-
068.1+11.0	-	-	-	-	-	-	-	-	-
068.3-02.7	4.40	HW2006	*	4.886	AN2003	4.370	Ko2001	v 17.30	AN2003
068.7+01.9	-	-	-	-	-	-	-	-	-
068.7+14.8	-	-	z(HeII)	4.772±0.003	MV2016	4.120±0.26	MV2016	v 16.10±0.04	MV2016
069.4-02.6	7.46	M1997	eff	5.000	GM2019b	2.100	GM2019b	v 18.32	GM2019b
072.7-17.1	6.82±0.27	N1999	eff	5.033±0.060	N1999	1.490	GM2019b	v 17.05	HD2007

Continued on next page

Table 2 – continued from previous page

PN G	log g	ref.	met.	log $T$	ref.	log ( $L_*/L_\odot$ )	ref.	mag.	ref.
075.7+35.8	-	-	eff	4.315±0.009	SV2002	3.113±0.044	SV2002	v 14.31	TA1991
075.9+11.6	-	-	-	-	-	-	-	-	-
076.3+14.1	6.70	dO2015	-	5.161	dO2015	-	-	v 15.67	dO2015
077.6+14.7	7.10±0.37	N1999	eff	4.945±0.039	N1999	1.880	GM2019b	v 17.39	dO2015
078.5+18.7	-	-	eff	5.178±0.301	SV2002	2.027±0.301	SV2002	b 20.00	SECGPN
079.9+06.4	-	-	z(HI)	4.755±0.064	MV2016	-	-	-	-
080.3–10.4 <sup>28</sup>	6.61	FP2016	eff	5.230	Cd2014	3.260	GM2019b	v 13.13	FP2016
081.2–14.9	5.70	Gd2013	-	5.053	Gd2013	3.750	GM2019b	v 13.26	GM2019b
082.1+07.0	5.70	SP2015	eff	5.057±0.038	SP2015	3.903	M1997	v 15.50	TA1991
082.5+11.3	3.58	M1997	z(HeII)	4.799	Ph2005	3.886	M1997	v 14.60	TA1991
083.5+12.7	5.00	SP2015	eff	4.700±0.043	SP2015	4.093	SP2015	v 10.68	GM2019b
084.7–08.0	-	-	-	4.845	GM2013	-	-	-	-
084.9–03.4	6.00	SP2015	eff	5.211±0.053	SP2015	3.467	SP2015	v 16.20	HH1994
085.4+52.3	7.50±0.5	WR2016	-	5.176±0.022	WR2016	2.380	Fd2008	v 15.52	FP2016
086.9–03.4	-	-	-	-	-	-	-	i 18.0 <sup>29</sup>	CR2014
089.0+00.3	4.40	ZK1993	eff	4.965±0.029	SV2002	2.913±0.108	SV2002	v 14.20	GT2000
089.3–02.2	-	-	eff	4.320±0.006	SV2002	4.430±0.03	SV2002	v 12.10	TA1991
089.8–05.1	8.00	SP2015	eff	5.098±0.035	SP2015	3.417	SP2015	v 16.40	TA1991
093.4+05.4	-	-	eff	4.990±0.254	HS2018	3.063±0.301	SV2002	v 13.88	TA1991
093.9–00.1	3.20	FB2014	-	4.447	LH1998	<3.750	LH1998	v 14.40	HZ2019
094.0+27.4	6.40	Gd2013	eff	5.146	Gd2013	3.530	GM2019b	v 15.08	GT2000
095.2+00.7	-	-	eff	4.653	OK2014	-	-	-	-
096.3+02.3	-	-	eff	4.299±0.188	SV2002	3.537±3.126	SV2002	v >14.80	GT2000
096.4+29.9	4.70±0.3	HB2011	*	4.781	HB2011	3.580	GM2019b	v 11.29	GM2019b
096.9+32.0	7.86	N1999	eff	4.979	N1999	-	-	v 14.58	HD2007
100.0–08.7	3.50	ZK1993	z(H)	4.771	KJ1991	4.061	ZK1993	v 16.10	TS1994
100.6–05.4	5.50	HA2001	eff	4.978	Gd2013	3.820	ZK1993	v 16.30	TA1991
102.9–02.3	7.30	B2008	eff	4.389±0.212	SV2002	2.404±3.527	SV2002	v 16.97	dP2013
103.7+00.4	7.10	B2008	-	5.279	B2008	2.970	SV2002	-	-
104.2–29.6	6.50	HW2006	eff	5.176	HW2006	1.844	SV2002	v 16.10±0.3	NS1995
104.4–011.6	7.10	B2008	eff	5.035±0.007	SV2002	2.521±0.023	SV2002	b 21.20	KS1990
104.8–06.7	-	-	-	4.477	H2003	-	-	v 12.05	TA1991
106.5–17.6	5.70	HB2011	eff	5.102±0.034	SP2015	3.780	HB2011	v 13.30	HA1997
107.4–00.6	-	-	-	-	-	-	-	-	-
107.6–13.3	3.70	ZK1993	eff	4.531	Gd2013	4.153	SV2002	v 14.55	TA1991
107.7+07.8	7.50	P1996	-	5.100	GM2019b	2.150	GM2019b	v 17.71	GM2019b
107.7–02.2	7.66	M1997	eff	5.226±0.301	SV2002	2.748±0.302	SV2002	-	-
107.8+02.3	4.60	ZK1993	eff	4.989±0.301	SV2002	4.140±0.301	GM2019b	v 16.20	GM2019b
111.0+11.6	6.65±0.19	N1999	eff	4.884±0.033	N1999	1.176	BC2012	v 15.47	HD2007
111.8–02.8	3.10	ZK1993	z(H)	4.681	KJ1991	4.199	ZK1993	v 13.60	TA1991
114.0–04.6	-	-	eff	4.863±0.031	SV2002	3.071±0.135	SV2002	v 14.92±0.1	Pi2005
118.0–08.6	4.20	N1999	eff	4.778	N1999	3.687±0.041	SV2002	v 13.93	TA1991
118.8–74.7	5.70	Gd2013	eff	5.176	Gd2013	2.954±0.109	SB2019b	v 11.78	BC2012
119.6–06.7	5.98	M1997	eff	5.055±0.066	SV2002	2.686±0.176	SV2002	v 19.50	TS1994
120.0+09.8	4.80	Gd2013	eff	4.851	Gd2013	3.300	GZ2007	v 11.58	GT2000
120.2–05.3	7.50	P1996	eff	4.813	P1996	1.730	Fd2008	v 18.70±0.4	NS1995
120.3+18.3	6.70	Gd2013	eff	4.839	Gd2013	-	-	v 14.70±0.3	NS1995
123.6+34.5	4.05	MK1992	eff	4.699	MK1992	3.960	MK1992	v 13.72	TA1991
124.0+10.7	7.34±0.31	N1999	eff	5.167±0.074	N1999	1.680	GM2019b	v 16.30±0.4	NS1995
125.9–47.0	5.93±0.12	N1999	eff	4.544±0.011	N1999	-	-	v 12.11	HD2007
126.6+01.3	-	-	-	-	-	-	-	r' 18.12±0.02	MC2006
128.0–04.1	7.41	GB2010	-	5.199	GM2019b	2.400	GM2019b	v 17.70±0.3	NS1995

Continued on next page

<sup>28</sup> PN G080.8–10.6<sup>29</sup> variable

Table 2 – continued from previous page

PN G	log $g$	ref.	met.	log $T$	ref.	log ( $L_*/L_\odot$ )	ref.	mag.	ref.
130.2+01.3	4.30	ZK1993	*	5.100	Ko2001	3.700	Ko2001	v 15.40	GT2000
130.3–11.7	5.22	M1997		4.940	MP2006	3.489	AG1985	v 16.20	TA1991
130.9–10.5	7.31	FP2016		5.140	FP2016	2.230	MK2015	v 17.53	FP2016
133.1–08.6	-	-	eff	4.736±0.024	SV2002	2.384±0.155	SV2002	v 13.44	TA1991
135.6+01.0	-	-		-	-	-	-	v 14.45	BP2003
135.9+55.9	-	-	eff	4.760	PL2016	3.140	PL2016	-	-
136.3+05.5	5.65±0.05	CB2016		5.000	PR2013b	3.330	PR2013b	v 14.50	CB2016
138.1+04.1	-	-		-	-	-	-	-	-
138.8+02.8	5.60	GP1988	eff	5.000	GP1988	2.760	AG1985	v >15.90	SECGPN
143.6+23.8	-	-	eff	4.616±0.023	SV2002	2.278±0.031	SV2002	v 12.50±0.4	NS1995
144.5+06.5	6.00	HW2006	eff	5.127	HW2006	3.800	GZ2007	v 14.39	GT2000
144.8+65.8	6.50	N1999	eff	5.021	N1999	2.550	GM2019b	v 16.15	LT1995
146.7+07.6	2.90	t.w.	bb	4.400	GZ2007	3.800	GZ2007	v 13.96	GT2000
147.4–02.3	5.06	M1997	*	4.826	PM2003b	3.869	M1997	v 16.70	AK1987
147.8+04.1	4.72	AK1987	eff	5.216±0.301	SV2002	3.229±0.302	SV2002	-	-
148.4+57.0	6.90	Gd2013	eff	4.973	Gd2013	2.010	GM2019b	v 16.50±0.3	NS1995
149.4–09.2	7.32	GB2010	eff	5.097	GM2019b	2.050	GM2019b	v 17.20±0.4	NS1995
149.7–03.3	7.00	FP2016		5.000	FP2016	1.400	GM2019b	v 16.56	FP2016
156.3+12.5	7.90	Gd2013	eff	4.672	Gd2013	-	-	v 16.53	HD2007
156.9–13.3	7.58±0.20	N1999	eff	4.581±0.017	N1999	-	-	v 17.50±0.4	NS1995
158.6+00.7 <sup>30</sup>	6.70	Gd2013	eff	4.919	Gd2013	1.670	GM2019b	v 12.90±0.4	NS1995
158.8+37.1	7.58±0.051	KK2013	eff	4.795±0.008	KK2013	0.493±0.23	SB2019b	v 16.56	dP2013
158.9+17.8	7.10	Gd2013	eff	4.973	Gd2013	1.700	PR2013b	v 15.53	HD2007
159.0–15.1	4.50	ZK1993	eff	5.127±0.114	SV2002	3.066±0.218	SV2002	v 15.60	TA1991
161.2–14.8	4.90	ZK1993	eff	4.954±0.028	SV2002	3.445±0.109	SV2002	v 15.00	TA1991
164.8+31.1	7.00	FP2016	eff	5.010±0.010	SV2002	1.840	GM2019b	v 17.16	BC2012
165.5–06.5	-	-		-	-	-	-	b 17.90	TA1991
165.5–15.2	5.50±0.1	AM2015b		4.954±0.048	AM2015b	3.400±0.2	AM2015b	v 9.44	TA1991
166.1+10.4	3.60	Gd2013	eff	4.623	Gd2013	3.014±0.023	SV2002	v 11.47	KJ1991
167.4–09.1	-	-	z	4.470	P2003	-	-	v 15.36	TS1994
169.6+00.0	-	-		4.623	AG1985	2.851	AG1985	-	-
170.3+15.8	5.62	M1997	eff	5.025±0.033	SV2002	2.778±0.1	SV2002	v 17.60	SECGPN
171.3–25.8	-	-	eff	5.058±0.080	SV2002	2.126±0.025	SV2002	b 18.70	TS1994
184.0–02.1	-	-	z(HI)	4.605±0.002	MV2016	2.620±0.26	MV2016	v 16.27±0.01	MV2016
189.1+19.8	6.30	Gd2013	eff	5.130	Gd2013	3.317±0.251	SB2019b	v 14.85	GT2000
189.8+07.7	-	-	eff	5.045±0.302	SV2002	2.353±0.307	SV2002	v 19.64	TS1994
190.3–17.7	4.70	N1999	eff	4.929	N1999	3.700±0.074	SV2002	v 14.35	TA1991
191.4+33.1 <sup>31</sup>	7.76	GB2010	eff	4.860	GB2010	1.800	Fd2008	v 15.70	HD2007
193.6–09.5	-	-	eff	5.099±0.301	SV2002	1.987±0.301	SV2002	v 14.24	CB1999
194.2+02.5	6.00	OH2019	*	5.113	OH2019	3.745	OH2019	v 17.80	TS1994
196.6–10.9	5.30	N1999	eff	5.000	N1999	2.930	PB2005	b 15.92±0.08	GP1988
197.4–06.4	7.53±0.32	N1999	eff	5.149±0.059	N1999	1.540	GM2019b	v 17.24	FP2016
197.8+17.3	4.00±0.2	HB2011	*	4.680	HB2011	4.110	GM2019b	v 10.63	GM2019b
197.8–03.3	7.00	AC2016		5.079	AC2016	1.176	AC2016	v 15.24	LK1987
199.4+14.3	-	-		-	-	-	-	-	-
203.1–13.4	-	-		4.114+0.167-0.084	MW2016	-	-	r' 18.40	MW2016
204.1+04.7	6.10	Gd2013	eff	4.826	Gd2013	2.210	GM2019b	v 14.30±0.3	NS1995
205.1+14.2	6.50	BC2012	eff	5.146	BC2012	1.980	GM2019b	v 15.96	HD2007
206.4–40.5	4.80±0.3	HB2011	*	4.929	HB2011	3.440	GM2019b	v 12.30	TA1991
208.5+33.2	-	-	eff	5.061	Gd2013	2.254±0.24	SB2019b	v 14.38	GT2000
211.2–03.5	3.50	OK2014	eff	4.780±0.014	SV2002	3.273±0.092	SV2002	v 15.84	TA1991
211.4+18.4	-	-		-	-	-	-	v 18.00	TA1991

Continued on next page

<sup>30</sup> PN G158.5+00.7<sup>31</sup> PN G191.4+33.0

Table 2 – continued from previous page

PN G	log $g$	ref.	met.	log $T$	ref.	log ( $L_*/L_\odot$ )	ref.	mag.	ref.
211.9+22.6	5.80	N1999	eff	4.623	N1999	1.370	LH2005	v 14.08	TA1991
214.9+07.8	6.13	N1999	eff	4.990±0.009	SB2019b	2.560	GM2019b	v 16.47	dP2013
215.2–24.2	3.70	Gd2013	eff	4.556	GZ2007	3.860	GM2019b	v 10.09	KJ1991
215.5–30.8	7.00	Gd2013	eff	4.996	Gd2013	1.720	GM2019b	v 15.48	HD2007
215.6+03.6	7.00	GM2019	eff	5.114	GM2019	2.230	GM2019	v 11.47	TA1991
215.7–03.9	-	-	-	-	-	-	-	-	-
216.0+07.4	-	-	-	-	-	-	-	v 13.90	DP2011
218.9–10.7	-	-	eff	4.657±0.029	SV2002	1.258±0.031	SV2002	v 16.29	TA1991
219.1+31.2	6.60	Gd2013	eff	4.929	Gd2013	1.690	GM2019b	v 15.52	HD2007
219.2+07.5	5.60	TH2005	-	5.053	TH2005	-	-	v 13.02	FP2016
219.5+02.8	-	-	-	-	-	-	-	-	-
220.3–53.9	5.70+0.3-0.2	MM2018a	eff	5.021±0.041	MM2018a	3.280	GM2019b	v 11.06	TA1991
221.0–01.4	-	-	-	-	-	-	-	-	-
221.3–12.3	6.80	t.w.	eff	5.021±0.012	HB2015	3.870±0.1	HB2015	v 17.90	NA2000
221.5+46.3	7.00	GP1988	eff	5.041	GM2019b	2.460	GM2019b	v 16.09	TA1991
222.1+03.9	-	-	-	-	-	-	-	v 15.78	Fd2008
222.5+07.6	-	-	-	-	-	-	-	-	-
222.8–04.2	-	-	-	-	-	-	-	v 14.10	DP2011
224.9+01.0	-	-	-	-	-	-	-	-	-
225.5–02.5	-	-	-	-	-	-	-	-	-
228.0–00.4	-	-	-	-	-	-	-	-	-
228.2–22.1	-	-	-	5.090	TJ2013	-	-	v 12.44	TJ2013
231.1+03.9	-	-	-	-	-	-	-	-	-
231.8+04.1	6.62±0.22	OK2014b	-	5.057±0.038	OK2014b	2.756	OK2014b	v 16.80	OK2014b
232.0+05.7	3.30	OK2014	eff	4.473	OK2014	2.800	OK2014	v 13.26	SECGPN
232.8–04.7	3.50	OK2013	-	4.504	OK2013	3.654	OK2013	v 13.83	TA1991
233.5–16.3	5.70	N1999	-	5.041	N1999	3.398	ZK1993	b 16.10±0.06	GP1988
234.3–07.2	-	-	-	-	-	-	-	-	-
234.8+02.4	6.70	SP2015	eff	5.275±0.023	SP2015	2.964	SP2015	v 14.24+0.28-0.25	SK1989
234.9–01.4	3.50	ZK1993	z(H)	4.491	KJ1991	3.778	ZK1993	v 14.18	TA1991
234.9–09.7	-	-	-	-	-	-	-	-	-
235.3–03.9	3.40	OK2013	-	4.519	OK2013	3.940	OK2013	v 14.08	TA1991
236.9+08.6	-	-	-	-	-	-	-	-	-
237.0+00.7	7.50	AW2019	-	4.813	AW2019	-	-	g 18.13	AW2019
237.3–08.4	-	-	-	-	-	-	-	-	-
237.4–09.6	-	-	-	-	-	-	-	-	-
238.0+34.8	6.20	P1996	-	5.000	GM2019b	2.040	GM2019b	v 16.03	GM2019b
239.6+13.9	5.80	GP1988	eff	5.152	GM2019b	3.210	GM2019b	v 15.97	BC2012
240.3+07.0	-	-	-	-	CA1996	-	-	v 15.65	TA1991
240.3–07.6	7.58	M1997	eff	5.168	P2003	3.431+0.080-0.097	SK1989	v 16.31 <sup>32</sup>	TA1991
240.8–19.6	-	-	-	-	-	-	-	-	-
241.0+02.3	-	-	-	-	-	-	-	v 15.72	TA1991
242.6–11.6	4.89	M1997	z(HeII)	4.813	KJ1991	3.732	M1997	v 15.30	TA1991
243.3–01.0	5.79	M1997	*	5.149	Ko2001	3.700	Ko2001	b 17.70±0.15	GP1988
243.8–37.1	5.20	BM2012a	eff	4.900	PL2016	3.370	PL2016	b 15.20	BM2012a
245.0+02.2	-	-	-	-	-	-	-	-	-
245.1–05.5	-	-	-	>4.978	Fd2008	-	-	v 18.50	Fd2008
245.4+01.6	6.20	B2008	-	5.099	ZK1993	3.602	ZK1993	v 17.90	CM2000
248.7+29.5	7.17	C1984	-	4.991	GM2019b	2.080	GM2019b	v 16.40	GM2019b
248.8–08.5	5.40	ZK1993	-	5.130	BA2016	3.440	BA2016	v 17.00	TA1989
249.8+07.1	-	-	-	-	-	-	-	-	-
250.3–05.4	-	-	-	-	-	-	-	-	-
250.5+01.9	-	-	-	-	-	-	-	-	-

Continued on next page

<sup>32</sup> Probably these data are not of the CSPN.

Table 2 – continued from previous page

PN G	log $g$	ref.	met.	log $T$	ref.	log ( $L_*/L_\odot$ )	ref.	mag.	ref.
250.6+09.3	-	-	-	-	-	-	-	-	-
252.6+04.4	-	-	eff	5.033	SC1993	2.341	SC1993	v 13.93	TA1991
253.5+10.7	-	-	-	4.929	d2009	3.041	SP2015	v 16.6	RK1999
253.9+05.7	4.50	ZK1993	-	4.763	ZK1993	4.000	GZ2007	v 13.91	TA1991
254.6+00.2	-	-	-	-	-	-	-	b 10.50	SECGPN
255.3-59.6	6.70+0.3-0.7	HB2004	-	5.079±0.036	HB2004	2.470	GM2019b	v 15.21	FP2016
257.5+00.6	-	-	-	-	-	-	-	-	-
258.0-03.2	-	-	-	-	-	-	-	v 20.00	Fd2008
258.0-15.7	6.30	W1995	eff	5.150	F1996	3.450	F1996	-	-
258.1-00.3	-	-	bb	4.730	GZ2007	2.900	GZ2007	v 16.53	KJ1991
258.5-01.3	-	-	-	5.121	Fd2008	2.070	Fd2008	v 18.21	FP2006
259.1+00.9	4.50	JB2014	-	5.146	JB2014	3.750	JB2014	v 18.92+0.38-0.29	SK1989
261.0+32.0	4.75	MK1992	eff	4.949	GM2019b	3.790	GM2019b	v 12.10±0.13	SK1989
261.9+08.5	7.10	B2008	-	5.157	B2008	2.801	B2008	v 17.50	CM2000
261.9-05.3	-	-	-	-	-	-	-	-	-
263.0-05.5	-	-	z(HeII)	4.827±0.005	MV2016	2.420±0.26	MV2016	v 15.96±0.01	MV2016
263.1+04.3	-	-	-	-	-	-	-	-	-
263.2+00.4	3.8	HM1990	eff	4.491	HM1990	-	-	v 11.30	SECGPN
264.4-12.7	4.40	ZK1993	z(H)	4.643	KJ1991	3.540±0.26	MV2016	v 15.47	KJ1991
264.5+05.0	-	-	-	-	-	-	-	-	-
264.6+03.8	-	-	-	-	-	-	-	-	-
268.4+02.4	-	-	-	5.004±0.039	SK1989	-	-	v 18.70	SECGPN
268.9-00.4	-	-	-	-	-	-	-	v 12.67	Fd2008
270.1-02.9	-	-	-	-	-	-	-	v 16.60	DP2011
272.1+12.3	7.48	M1997	-	5.000	GM2019b	2.190	GM2019b	v 15.76	GM2019b
272.8+01.0	-	-	-	-	-	-	-	v 18.80	BC2012
273.6+06.1	5.70±0.3	HB2011	eff	5.077	HB2011	3.490	GM2019b	v 12.53	FP2016
274.3+09.1	5.50	Gd2013	eff	5.079	Gd2013	-	-	v 20.50	GT2000
274.6+02.1	3.90	ZK1993	-	4.623	ZK1993	3.785	ZK1993	v 16.20	TA1991
275.0-04.1	5.00	ZK1993	-	4.968±0.014	AD2019	3.114±0.13	AD2019	v 15.15	SK1989
275.2-03.7	-	-	z(H)	4.462	KJ1991	<4.540	SK1989	v 16.96	KJ1991
276.1-11.9	-	-	-	-	-	-	-	-	-
276.2-06.6	7.30	AW2019	-	4.903	AW2019	-	-	g 18.76	AW2019
277.1-03.8	5.80	ZK1993	z(HeI)	>5.041	P2003	4.250	GM2019b	v 16.50	RK1999
277.7-3.5	-	-	-	5.079	GM2019b	2.210	GM2019b	v 17.94	GM2019b
278.1-05.9	6.00	Gd2013	eff	5.149	Gd2013	3.100	GZ2007	v 15.00+0.8-0.5	SK1989
278.8+04.9	6.60	t.w.	eff	5.199	Gd2013	3.700	Ko2001	v 17.60	TA1991
279.6-03.1	-	-	-	4.778±0.072	d2009	-	-	v 11.48	CB1999
280.1-05.1	-	-	-	-	-	-	-	-	-
281.0-05.6	4.75	OK2014	-	4.740±0.024	AD2019	3.476±0.076	AD2019	v 14.30	KJ1991
283.6+25.3	6.73	N1999	-	5.149	N1999	2.512	BC2012	v 17.40	RK1999
283.8+02.2	5.60	ZK1993	-	5.110	BA2016	3.390	BA2016	v 16.87+0.29-0.23	SK1989
283.8-04.2	-	-	-	5.352	MB2013b	2.362	MB2013b	v 22.50	MB2013b
283.9+09.7	5.25	P1996	-	4.886±0.045	d2009	3.470	GM2019b	v 12.00±0.2	KS1988
284.2-05.3	-	-	-	-	-	-	-	v 16.40	DP2011
285.4+01.5	5.60	t.w.	eff	4.930	AN2003	2.110±0.36	MV2016	v 19.38±0.09	MV2016
285.4-05.3	7.40	ZK1993	z(HeII)	5.000±0.004	P2003	2.602	ZK1993	v 15.51±0.35	SK1989
285.6-02.7	-	-	z(HeII)	4.663	P2003	-	-	v 12.98	Ph2005
285.7-14.9	5.40	HB2011	*	4.993	HB2011	3.680	HB2011	v 14.26	FP2016
286.3+02.8	-	-	*	5.107	Ko2001	3.700	Ko2001	v 17.40	TA1991
286.3-04.8	5.60	ZK1993	-	5.160	BA2016	3.300	BA2016	v 15.50	CM2000
286.8-29.5	6.50	N1999	eff	5.021	N1999	2.680	Fd2008	v 16.11	FP2016
288.7+08.1	-	-	-	-	-	-	-	v 15.68	TA1991
289.6-01.6	-	-	-	-	-	-	-	-	-
289.8+07.7	-	-	z(HeII)	5.038±0.018	MV2016	3.120±0.29	MV2016	v 19.30±0.05	MV2016

Continued on next page

Table 2 – continued from previous page

PN G	log $g$	ref.	met.	log $T$	ref.	log ( $L_*/L_\odot$ )	ref.	mag.	ref.
290.5+07.9	5.00±0.25	BM2012		4.903±0.081	BM2012	3.270	GM2019b	v 14.50	GM2019b
291.3+08.4	-	-		-	-	-	-	v 13.30	BC2012
291.3–26.2	-	-	eff	4.342	S2002	-	-	v 15.80	GT2000
291.4+19.2	5.50	N1999	eff	5.079	N1999	4.000	RK1996	v 16.65	FP2016
291.6–04.8	4.30	CM2000	z(HeII)	4.829	P2003	3.919	ZK1993	v 15.39±0.35	SK1989
291.7+03.7	-	-	bT	4.684	LS2007	-	-	-	-
292.4+04.1	3.60	ZK1993	eff	4.716	Gd2013	3.600	GZ2007	v 14.08	TA1991
292.8+01.1	-	-	bT	4.976	PA1991	-	-	-	-
293.2–09.5	-	-		-	-	-	-	-	-
293.6+10.9	6.85±0.48	RK1999	eff	5.107±0.102	RK1999	2.740	RK1999	v 18.40	Fd2008
294.1+14.4	-	-		-	-	-	-	-	-
294.1+43.6	5.50	MK1992	eff	5.100	GM2019b	3.540	GM2019b	v 13.26	FP2016
294.6+04.7	5.56	M1997		5.176	Fd2008	3.700	MK2015	v 15.49	Fd2008
296.0–06.2	-	-		-	-	-	-	-	-
297.0+06.5	-	-		-	-	-	-	-	-
298.7–07.5	-	-		-	-	-	-	g 20.00	AW2019
300.1+04.1	-	-		-	-	-	-	-	-
300.7–02.0	4.70	ZK1993		4.790	AN2003	3.400	GZ2007	v 18.40	CM2000
301.9–02.1	-	-		-	-	-	-	-	-
302.0–01.6	-	-		-	-	-	-	i 16.74	DP2011
302.1+00.3	-	-		5.161	Fd2008	2.430	Fd2008	v 18.60	Fd2008
302.2–03.1	-	-		-	-	-	-	-	-
303.6+40.0	7.20±0.3	ZRW2012		4.903±0.054	ZRW2012	1.500+0.35-0.45	ZRW2012	v 9.63±0.01	Pi2005
305.1+01.4	-	-	z(H)	4.708	KJ1991	3.000	Cd1993	v 15.88	KJ1991
306.4–00.6	7.30	ZK1993		5.196	ZK1993	2.699	ZK1993	v 17.08	CB1999
307.2–03.4	6.62	Fd2008	eff	5.217	KB2014	3.700	Ko2001	v 14.53	Fd2008
307.2–05.3	-	-		-	-	-	-	-	-
307.2–09.0	5.10	t.w.	z(HeII)	4.748	KJ1991	3.300	GZ2007	v 15.48	KJ1991
307.5–04.9	4.70	ZK1993		4.699±0.087	MM2018	3.760±0.31	MM2018	b 14.50	LS2007
308.2+07.7	5.50	SW1997	eff	5.000	SW1997	-	-	v 17.10	FP2016
308.4+00.4	-	-		-	-	-	-	-	-
308.5+02.5 <sup>33</sup>	-	-		-	-	-	-	r 18.90	PM2003
308.6–12.2	4.30	ZK1993	z(HeII)	4.785	KJ1991	3.447	ZK1993	v 15.17	KJ1991
309.0–04.2	4.70	ZK1993		4.530	AN2003	3.720	Ko2001	v 13.18	BC2012
309.1–04.3	5.00	SP2015	eff	4.708±0.060	SP2015	2.996	SP2015	v 14.40	GT2000
309.6–04.8	-	-		-	-	-	-	-	-
309.8–01.6	-	-		-	-	-	-	i 17.00	DP2011
310.3+24.7	5.10	N1999	eff	4.954	N1999	3.280	GM2019b	v 12.88	TA1991
311.0+02.4	7.10	DP2013	eff	5.176	DP2013	2.800	DP2013	v 11.95	Fd2008
312.3+10.5	5.29	M1997		4.934±0.010	SK1989	3.757±0.046	SK1989	v 14.74	TA1991
312.6–01.8	3.80	ZK1993	z(HeII)	4.760	Ph2005	3.681	ZK1993	v 15.51	KJ1991
313.4+06.2	-	-		-	-	-	-	v 15.80	DP2011
313.8–05.7	-	-		-	-	-	-	-	-
313.9+02.8	-	-		-	-	-	-	v 16.20	DP2011
314.5–01.0	-	-		-	-	-	-	g 18.53	AW2019
315.1–13.0	3.10	Gd2013	z(HeII)	4.627	Ph2005	3.919	ZK1993	v 16.84	KJ1991
315.4–08.4	-	-		>4.544	Fd2008	-	-	v 15.20	Fd2008
315.7+05.5	-	-		-	-	-	-	-	-
316.1+08.4	3.60±0.2	HP2007	eff	4.544±0.062	HP2007	3.760±0.2	HP2007	v 12.63±0.1	HP2007
316.7–05.8	-	-		-	-	-	-	-	-
317.2+08.6	-	-		-	-	-	-	-	-
318.4+41.4	5.30	N1999	eff	5.053	GM2019b	3.360	GM2019b	v 11.54	Fd2008
319.6+15.7	7.56	M1997	eff	5.100	M1997	2.041	M1997	b 17.52±0.06	GP1988

Continued on next page

Table 2 – continued from previous page

PN G	log $g$	ref.	met.	log $T$	ref.	log ( $L_*/L_\odot$ )	ref.	mag.	ref.
320.1–09.6	3.00	Gd2013	eff	4.462	Gd2013	4.050	MK1992	v 10.81	TA1991
320.3–28.8	-	-	z(HI)	4.538	P2003	-	-	v 14.96	SECGPN
320.7+04.2	-	-	-	-	-	-	-	-	-
320.9+02.0	4.50	ZK1993	-	4.813	ZK1993	3.959	ZK1993	v 17.90	CM2000
321.0+03.9	3.40	t.w.	eff	4.491	SH2014	3.720	SH2014	v 12.28	GT2000
321.3+02.8	3.00	ZK1993	z(HeII)	4.769	Ph2005	3.978	ZK1993	v 15.87	KJ1991
322.4–00.1	4.00	ZK1993	-	4.701	ZK1993	4.100	ZK1993	v 17.30	DP2011
322.5–05.2	4.40	ZK1993	-	5.200	BA2016	3.180±0.15	BA2016	v 15.29±0.12	SK1989
323.6–04.5	-	-	-	-	-	-	-	-	-
323.9+02.4	3.90	ZK1993	z(H)	4.681	KJ1991	3.820	ZK1993	v 16.84	KJ1991
324.0+03.5	-	-	-	-	-	-	-	b 16.20	GT2000
324.1+09.0	6.85±0.48	RK1999	-	5.107±0.102	RK1999	-	-	v 17.10	SECGPN
324.2+02.5	-	-	-	-	-	-	-	b 17.00	SECGPN
325.3–02.9	6.75	AW2019	-	4.778	AW2019	-	-	g 16.69	AW2019
325.8+04.5	4.70	t.w.	bb	4.700	GZ2007	3.300	GZ2007	b 15.98	SECGPN
325.8–12.8	3.50	MK1992	eff	4.556	MK1992	3.930	MK1992	v 12.63	TA1991
326.0–06.5	2.80	MK1992	eff	4.398	MK1992	4.010	MK1992	v 13.08	TA1991
326.4+07.0	-	-	-	-	-	-	-	-	-
326.6+05.7	-	-	-	-	-	-	-	-	-
326.9+08.2	-	-	-	-	-	-	-	-	-
327.1–02.2	3.80	ZK1993	bb	4.410	GZ2007	3.700	GZ2007	v 15.15	KJ1991
327.5–02.2	-	-	-	-	-	-	-	-	-
327.8+10.0	3.80	Gd2013	eff	4.833	Gd2013	3.580	GM2019b	v 13.42	KJ1991
328.8–01.1	-	-	-	-	-	-	-	-	-
328.9–02.4	-	-	-	-	-	-	-	-	-
329.0+01.9	-	-	eff	4.914±0.011	SB2019b	3.014±0.078	SB2019b	v 13.95	HJ2016
329.5+01.7	-	-	-	-	-	-	-	v 13.57	TA1991
329.5–02.2	-	-	-	-	-	-	-	v 15.79	TA1991
329.8–02.1	-	-	-	-	-	-	-	-	-
329.9+03.7	-	-	-	-	-	-	-	-	-
330.2+12.3	-	-	-	-	-	-	-	-	-
330.7+04.1	2.40±0.7	PS2005	-	4.881	L1984	1.799	BM1986	v 17.00	L1984
331.1–05.7	2.30±0.4	PB2010	-	5.021	PB2010	3.301	PB2010	v 12.67	KJ1991
331.3+16.8	4.10	ZK1993	-	4.675	ZK1993	3.778	ZK1993	v 15.52+0.41-0.34	SK1989
331.3–12.1	6.00	RR2014	-	4.778	RR2014	2.500	RR2014	v 9.50±0.8	AI2013
331.4–03.5	2.95	MK1992	eff	4.431	MK1992	3.990	MK1992	v 13.41	TA1991
331.5–02.7	3.70	ZK1993	-	4.545	ZK1993	3.623	ZK1993	i 15.10	JB2015
331.7–01.0	5.00	ZK1993	-	4.919	ZK1993	3.462	ZK1993	b 17.60	BC2012
331.8–02.3	-	-	-	-	-	-	-	v 16.50	DP2011
332.4–01.4	-	-	-	-	-	-	-	-	-
332.5–16.9	6.00	SW1997	eff	5.000	SW1997	3.260	GM2019b	v 14.66	GM2019b
332.8–16.4	-	-	-	-	-	-	-	-	-
332.9–09.9	-	-	-	4.505	Ko2001	4.060	Ko2001	v 11.50	GT2000
333.4–04.3	-	-	-	-	-	-	-	v 16.80	PM2003
333.9+00.6	-	-	-	-	-	-	-	v 19.00	Fd2008
333.9–08.5	-	-	-	-	-	-	-	b 20.30	PM2003
334.3–09.3	5.80	ZK1993	-	5.064	ZK1993	3.663	ZK1993	v 15.66+0.55-0.36	SK1989
334.8–07.4	-	-	z(HI)	4.473±0.002	MV2016	3.250±0.26	MV2016	v 12.29±0.01	MV2016
335.5+12.4	5.00±0.2	MK1988	eff	4.954	GM2019b	3.530	GM2019b	v 12.40	BC2012
336.2–06.9	4.80	ZK1993	-	4.860	AN2003	3.763	ZK1993	v 16.51	KJ1991
336.3–05.6	5.40	ZK1993	-	5.032	ZK1993	3.898	ZK1993	v 16.62±0.09	SK1989
336.5+05.5	-	-	-	-	-	-	-	v 17.40	DP2011
337.0+08.4	6.70	HF2017	-	4.778±0.036	HF2017	-	-	v 16.90±0.2	HF2017
337.4+01.6	-	-	-	4.600	AN2003	-	-	v 16.70	GT2000
337.5–05.1	-	-	z(HI)	4.279	P2003	-	-	v 12.74	TA1991

Continued on next page



Table 2 – continued from previous page

PN G	log $g$	ref.	met.	log $T$	ref.	log ( $L_*/L_\odot$ )	ref.	mag.	ref.
338.1–08.3	5.20	ZK1993		4.958	ZK1993	3.799	ZK1993	v 15.53±0.27	SK1989
338.8+05.6	4.40	ZK1993		4.954±0.024	JB2015	3.750	JB2015	v 16.26+0.43-0.35	SK1989
339.9+88.4	6.00	Fd2008	eff	5.000	GM2019b	1.970	GM2019b	v 14.70	FK1983
341.5+12.1	6.00	Fd2008	*	5.146	Ko2001	3.700	Ko2001	v 14.20	KH1997b
341.6+13.7	5.00	ZK1993	eff	4.833±0.026	SB2019b	3.755±0.263	SB2019b	v 13.29±0.01	SK1989
341.8+05.4	5.40	ZK1993	eff	5.037	GM2019b	3.750	GM2019b	v 15.39	CM2000
342.5–14.3	-	-	eff	4.699	Gd2013	-	-	v 12.51	TA1991
343.5–07.8	-	-	-	-	-	-	-	v 14.61	TA1991
343.6+03.7a	-	-	-	-	-	-	-	-	-
343.9–05.8	-	-	-	-	-	-	-	-	-
344.6–04.5	-	-	-	-	-	-	-	-	-
344.9+03.0	-	-	-	>4.857	Fd2008	-	-	v 19.00	Fd2008
345.0–04.9	4.20	t.w.	bb	4.650	GZ2007	3.600	GZ2007	-	-
345.2–08.8	3.40	OK2013	eff	4.531	AL2019	3.400	AL2019	v 11.85	TA1991
345.4+00.1	4.05	MK1992	eff	4.699	MK1992	3.550	GM2019b	v 12.70	GM2019b
345.5+15.1	-	-	-	-	-	-	-	-	-
346.2–08.2	6.10	M2012	-	5.146±0.062	M2012	0.556	M2012	v 16.90±0.05	M2012
347.4+05.8	5.10	t.w.	-	4.959	GZ2006	3.900	GZ2006	-	-
348.0–13.8	4.80	ZK1993	-	4.845	ZK1993	3.763	ZK1993	v 15.10	WL2007
348.4+04.9	-	-	-	-	-	-	-	v 16.40	DP2011
349.3–01.1	4.20	ZK1993	z(HeII)	4.643	Ph2005	2.633	AG1985	v 16.00±0.04	HJ2016
349.3–04.2	-	-	-	>4.914	Fd2008	-	-	v 15.42	Fd2008
349.5+01.0	7.00	WB2011	z(HeII)	5.143±0.034	P2003	4.155	WB2011	v 22.10	SW2009
349.7+04.0	-	-	-	-	-	-	-	-	-
350.1–03.9	-	-	-	-	-	-	-	-	-
350.9+04.4	3.35	MK1992	-	4.519	MK1992	3.920	MK1992	v 13.25	TA1991
351.1+04.8	3.60	ZK1993	bb	4.710	GZ2014	3.200	GZ2007	b 16.90	SECGPN
351.5–06.5	-	-	-	-	-	-	-	-	-
351.7–06.6	-	-	-	-	-	-	-	-	-
352.1+05.1	4.80	ZK1993	bb	5.110	GZ2007	3.200	GZ2007	-	-
352.1–02.6	-	-	-	-	-	-	-	-	-
352.9+11.4	3.70	t.w.	*	4.477	Ko2001	3.700	Ko2001	v 12.75	TA1991
352.9–07.5	3.90	t.w.	bb	4.670	GZ2007	4.000	GZ2007	v 14.30	SECGPN
353.7+06.3	3.00	ZK1993	-	4.342	ZK1993	3.477	ZK1993	v 13.96	SECGPN
354.5–03.9	-	-	-	-	-	-	-	-	-
354.7–03.9	-	-	-	-	-	-	-	-	-
355.2–02.5	4.72	RP1997	-	4.890	AN2003	-	-	-	-
355.3+03.8	-	-	-	-	-	-	-	-	-
355.3–03.2	-	-	-	-	-	-	-	-	-
355.4–04.0	5.90	ZK1993	-	5.049	ZK1993	3.505	ZK1993	-	-
355.5–02.8	-	-	-	-	-	-	-	-	-
355.6–02.3	-	-	-	-	-	-	-	-	-
355.7–03.5	4.70	RP1997	eff	4.677	RP1997	4.000	GZ2007	v 15.40	WL2007
355.9+03.6	3.30	ZK1993	bb	4.550	GZ2014	4.000	GZ2007	v 15.80	SECGPN
355.9–04.2	4.75	RP1997	eff	4.813	RP1997	3.800	GZ2007	v 16.40	TA1991
355.9–04.4	-	-	-	-	-	-	-	v 15.70	DP2011
356.0–04.2	-	-	-	-	-	-	-	v 17.80	DP2011
356.1+02.7	6.10	t.w.	bb	5.050	GZ2007	3.300	GZ2007	i 16.14	DP2011
356.2–04.4	3.80	RP1997	bb	4.900	GZ2007	3.600	GZ2007	-	-
356.2–04.4	-	-	-	-	-	-	-	-	-
356.5–02.3	3.20	t.w.	bb	4.410	GZ2007	3.600	GZ2007	v 14.53	KJ1991
356.5–03.9	3.30	ZK1993	-	4.493	ZK1993	3.813	ZK1993	v 16.30	SECGPN
356.7–04.8	5.30	ZK1993	-	4.903	ZK1993	3.505	ZK1993	v 16.20	WL2007
356.8–03.6	-	-	-	-	-	-	-	v 14.40	DP2011
356.9+04.4	5.90	ZK1993	bb	5.090	GZ2014	4.100	ZK1993	v 17.20	DP2011

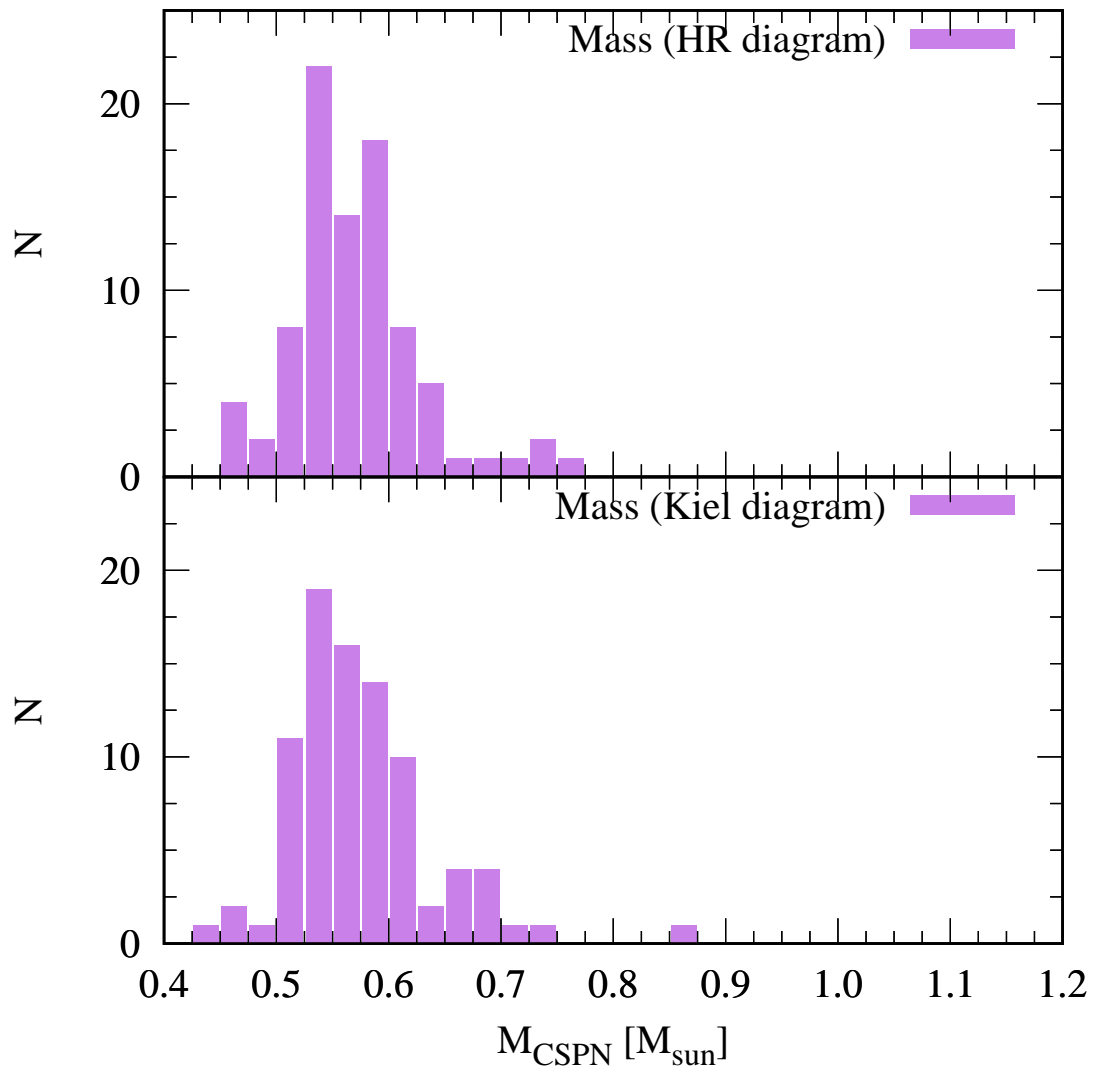
Continued on next page

Table 2 – continued from previous page

PN G	log $g$	ref.	met.	log $T$	ref.	log ( $L_*/L_\odot$ )	ref.	mag.	ref.
356.9+04.5	5.80	ZK1993	eff	5.146	RP1997	2.700	GZ2007	-	-
357.0-04.4	-	-	-	-	-	-	-	-	-
357.1+03.6	4.70	RP1997	eff	4.903	RP1997	3.200	GZ2007	v 16.40	WL2007
357.1-04.7	3.30	ZK1993		4.447	ZK1993	3.643	ZK1993	v 15.42	SECGPN
357.1-05.3	-	-	-	-	-	-	-	v 18.13	SB2019
357.2-04.5	-	-	-	-	-	-	-	b 17.30	TA1991
357.3+03.3	3.20	RP1997	eff	4.447	RP1997	3.643	M1997	v 16.31	SECGPN
357.4-03.2	5.70	t.w.	bb	4.950	GZ2007	3.300	GZ2007	v 16.50	DP2011
357.6+01.7	4.00	RP1997	eff	4.720	RP1997	-	-	-	-
357.6-03.3	-	-	-	-	-	2.496±0.301	SV2002	v 19.31	SB2019
357.7-04.8	-	-	-	-	-	-	-	-	-
358.0-04.6	-	-	-	-	-	-	-	v 16.40	DP2011
358.3-21.6	5.29	M1997	eff	4.960	AN2003	3.800	SK1994	v 16.60	AN2003
358.7-03.0	-	-	-	-	-	-	-	-	-
358.8+00.0	-	-	-	-	-	-	-	-	-
358.9+03.3	4.10	ZK1993		4.715	ZK1993	3.968	ZK1993	v 17.10	DP2011
358.9-00.7	3.30	MK1992		4.519	MK1992	3.650	MK2015	v 12.83	TA1991
359.1-02.3	4.50	ZK1993	bb	4.570	GZ2007	3.800	GZ2007	v 17.20	SECGPN
359.2+01.2	-	-	-	-	-	-	-	v 17.20	TA1991
359.2-33.5	3.10	Fd2008	bb	4.430	GZ2007	3.800	GZ2007	v 10.72	Fd2008
359.3-00.9	5.90	ZK1993	bb	5.080	GZ2007	3.500	GZ2007	v 17.40	CM2000
359.3-01.8	3.20	ZK1993		4.420	ZK1993	3.653	ZK1993	-	-
359.3-03.1	3.30	ZK1993		4.446	ZK1993	3.613	ZK1993	v 17.10	SECGPN
359.4-05.6	-	-	-	-	-	-	-	-	-
359.7+06.0	-	-	-	-	-	-	-	-	-
359.8+03.5	-	-	-	-	-	-	-	-	-
359.8+05.6	3.05+0.18-0.09	HP2007	eff	4.484±0.021	HP2007	4.180+0.13-0.22	HP2007	v 14.74±0.1	HP2007
359.9-04.5	4.50	ZK1993	bb	4.780	GZ2007	3.700	GZ2007	v >14.40	DP2011

This figure "HR\_poor.png" is available in "png" format from:

<http://arxiv.org/ps/2005.10368v1>

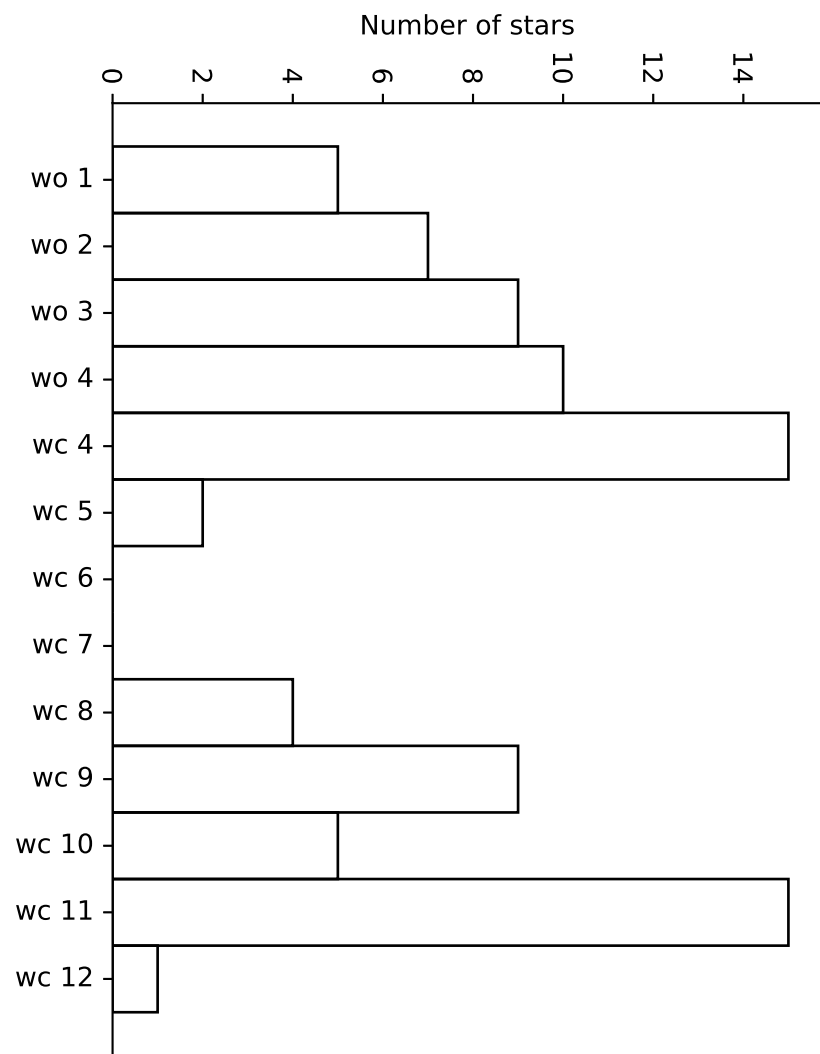


This figure "sHR\_poor.png" is available in "png" format from:

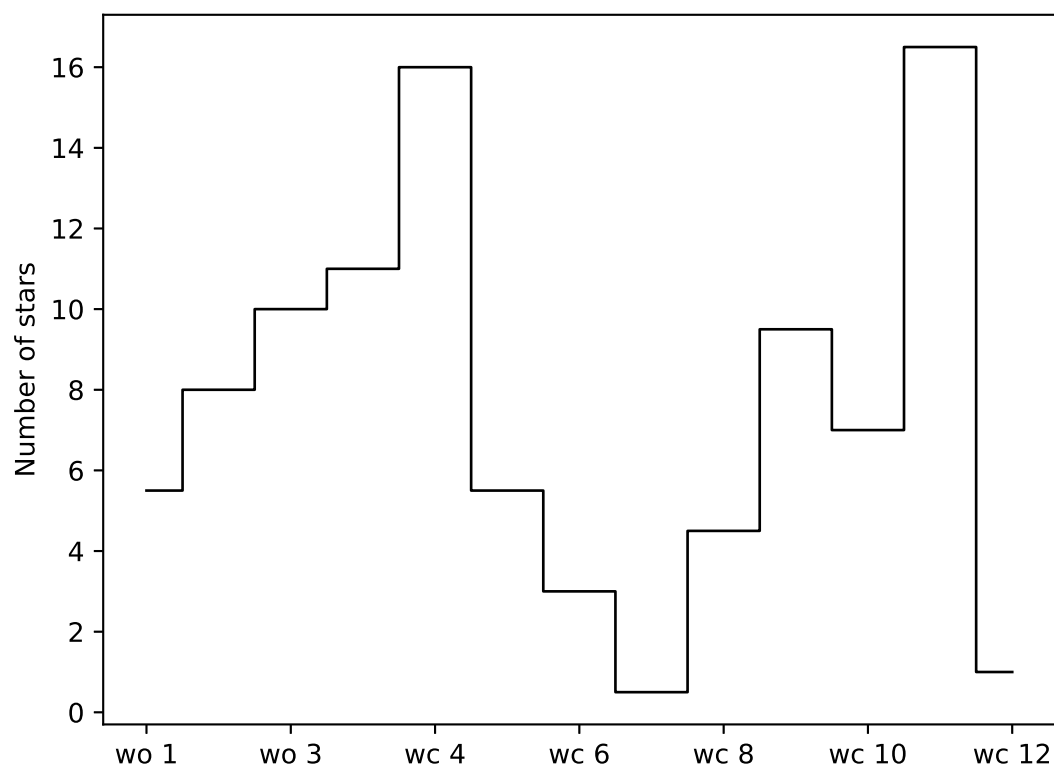
<http://arxiv.org/ps/2005.10368v1>

This figure "temporal.png" is available in "png" format from:

<http://arxiv.org/ps/2005.10368v1>







This figure "zHR\_poor.png" is available in "png" format from:

<http://arxiv.org/ps/2005.10368v1>

This figure "zHR\_rich.png" is available in "png" format from:

<http://arxiv.org/ps/2005.10368v1>