

Probing Source and Detector NSI parameters at the DUNE Near Detector

A. Giarnetti^a and D. Meloni^a

^a*Dipartimento di Matematica e Fisica, Università di Roma Tre
Via della Vasca Navale 84, 00146 Rome, Italy*

Abstract

We investigate the capability of the DUNE Near Detector (ND) to constrain Non Standard Interaction parameters (NSI) describing the production of neutrinos ($\varepsilon_{\alpha\beta}^s$) and their detection ($\varepsilon_{\alpha\beta}^d$). We show that the DUNE ND is able to reject a large portion of the parameter space allowed by DUNE Far Detector analyses and to set the most stringent bounds from accelerator neutrino experiments on $|\varepsilon_{\mu e}^{s,d}|$ for wide intervals of the related phases. We also provide simple analytic understanding of our results as well as a numerical study of their dependence on the systematic errors, showing that the DUNE ND offers a clean environment where to study source and detector NSI.

1 Introduction

Thanks to the increasing evidence of non-vanishing CP violation in the lepton sector [1], the standard three-neutrino oscillation framework seems to be rather established; however, the precision on the mixing parameters is above the percentage level [2, 3] and this leaves room for effects not described by the standard physics. To catch the relevant impacts of possible new physics signatures in a model independent way, a useful approach relies on the employment of effective four fermion operators, the so called Non-Standard Interaction operators (NSI), that arise from the presence of heavy mediators [4]-[7]. If not diagonal in the flavor basis, they can affect the interactions between neutrinos and charged leptons and, in particular, influence neutrino oscillations; thus, we can distinguish among three different scenarios:

- the decaying particles that produce a neutrino of flavor α associated to a charged lepton is also able to produce other neutrino flavors γ . Thus, at the source s :

$$|\nu_\alpha^s\rangle = |\nu_\alpha\rangle + \sum_{\text{flavors}} \varepsilon_{\alpha\gamma}^s |\nu_\gamma\rangle, \quad (1)$$

where $\varepsilon_{\alpha\gamma}^s$ is a 3×3 matrix of unknown coefficients describing the amplitude of the contamination of flavors other than α ;

- during their propagation, neutrinos oscillate and can interact with matter, developing an effective potential that modifies the vacuum oscillation probabilities. NSI effects add new contributions to the matter potential parametrized in terms of coefficients $\varepsilon_{\alpha\beta}^m$;

- once in the detector d , a neutrino of flavor γ can give rise to charged current interactions (CC) with nuclei or electrons which, in presence of NSI, can produce a charged lepton of a different flavor β . Thus:

$$\langle \nu_\beta^d | = \langle \nu_\beta | + \sum_{\text{flavors}} \varepsilon_{\gamma\beta}^d \langle \nu_\gamma |, \quad (2)$$

where, as above, the coefficients $\varepsilon_{\alpha\gamma}^d$ are describing the amplitude of the contamination of flavors other than β .

It is worth mentioning that the $\varepsilon_{\alpha\beta}^{d,s}$ previously introduced are effective couplings that receive contributions from four-fermion operators with different Lorentz structure:

$$\mathcal{L}_{\text{NSI}} = \mathcal{L}_{V\pm A} + \mathcal{L}_{S\pm P} + \mathcal{L}_T, \quad (3)$$

where the operators interesting for this paper (that is the ones related to source and detector NSI's) are:

$$\begin{aligned} \mathcal{L}_{V\pm A} &\ni \frac{G_F}{\sqrt{2}} \sum_{f,f'} \varepsilon_{\alpha\beta}^{f,f',V\pm A} [\bar{\nu}_\beta \gamma^\rho (1 - \gamma^5) \ell_\alpha] [f' \gamma_\rho (1 \pm \gamma^5) f] \\ \mathcal{L}_{S\pm P} &= \frac{G_F}{\sqrt{2}} \sum_{f,f'} \varepsilon_{\alpha\beta}^{f,f',S\pm P} [\bar{\nu}_\beta (1 + \gamma^5) \ell_\alpha] [f' (1 \pm \gamma^5) f], \\ \mathcal{L}_T &= \frac{G_F}{\sqrt{2}} \sum_{f,f'} \varepsilon_{\alpha\beta}^{f,f',T} [\bar{\nu}_\beta \sigma^{\rho\tau} \ell_\alpha] [f' \sigma_{\rho\tau} f]. \end{aligned} \quad (4)$$

Here, G_F is the Fermi constant, ν and ℓ are the neutrino and charged lepton fields, and the f 's are the fermions participating to the neutrino interactions. The strength of the NSI are encoded into the arbitrary complex matrices ε which we will distinguish with the superscript s or d when the interaction takes place at the neutrino source or detector, respectively. Since in the rest of the paper we will focus on the DUNE experiment, the indices f and f' are fixed to $f = u$ and $f' = d$; thus, the source NSI's (for which $\ell_\alpha = e, \mu$) receive contributions from $V \pm A$ and $S \pm P$ operators (no P-odd part is present in the tensor operator, so \mathcal{L}_T does not contribute) while the detector NSI's (for which again $\ell_\alpha = e, \mu$) receive the largest contributions only from the $V - A$ structure of the weak current [8].

With NSI taken into account, the parameter space describing neutrino oscillations is enlarged to incorporate, in the most general case, nine more complex parameters from the ε^s matrix, nine more complex parameters from ε^d and eight real parameters from the Hermitian matrix ε^m ¹. In an accelerator experiment, $\varepsilon_{\tau\alpha}^s$ can be neglected since usually the τ production is absent or very small. For this reason, in these experiments the number of involved source NSI parameters is reduced to six. It is clear that a simultaneous determination of all mixing parameters requires special care in what many correlations and degeneracies appear that cannot be completely broken by simplified analyses. However, it turns out that selected classes of neutrino experiments are sensitive to subsets of NSI parameters and can be used to constrain some of the entries of the $\varepsilon^{s,m,d}$ matrices. This is the case of solar neutrino

¹One parameter can be subtracted from the diagonal, bringing from nine to eight the number of independent matrix elements.

experiments², where 90% confidence level (CL) bounds on $|\varepsilon_{e\mu,e\tau,\tau\tau}^m| \sim \mathcal{O}(0.1)$ [9, 10, 11] and on $|\varepsilon_{ee,\tau\tau}^d| \sim \mathcal{O}(10^{-1} - 10^{-2})$ [12, 13] are extracted, and for atmospheric neutrino experiments which constrain $|\varepsilon_{\mu\tau}^m| \sim \mathcal{O}(10^{-2} - 10^{-3})$ [14, 15]. Also reactor as well as long baseline experiments have been probed to be useful, in particular, to restrict the various $|\varepsilon_{e\alpha}^{s,d}| \sim \mathcal{O}(10^{-2})$ [16, 17] and $|\varepsilon_{\mu\tau}^m| \sim \mathcal{O}(0.1)$ [18], respectively. Although the bounds achieved from non-oscillation experiments [19]-[24] are strong and robust at the level of (generally speaking) percentage, running and planned long baseline experiments aspire to collect large statistics samples which will make possible to reveal feeble effects generated by NSI parameters [25]-[33]; in this panorama, the DUNE experiment [34]-[37] places itself in a relevant position thanks to the capability of improving the bounds on $\varepsilon_{ee,e\mu,e\tau}^m$ by $\sim 10\%$ to roughly a factor of 3 [38]-[44]. However, as discussed in [45], the DUNE Far Detector (FD) is expected to be less performing in constraining source and detector NSIs. Indeed, the bounds obtained in their analysis with $\varepsilon^m = 0$ and summarized in Tab. 1, are just a 10-40% improvement with respect to the existing literature pertinent to long baseline experiments. The bounds refer only to the moduli of the five parameters $\varepsilon_{\mu e}^s$, $\varepsilon_{\mu\mu}^s$, $\varepsilon_{\mu\tau}^s$, $\varepsilon_{\mu e}^d$ and $\varepsilon_{\tau e}^d$, since the dependence to the other source and detector NSI couplings is only subdominant. Moreover, these constraints are further relaxed when propagation NSI are taken into account into the fit.

<i>Parameter</i>	<i>DUNE FD 90% CL bounds</i>
$ \varepsilon_{\mu e}^s $	0.017
$ \varepsilon_{\mu\mu}^s $	0.070
$ \varepsilon_{\mu\tau}^s $	0.009
$ \varepsilon_{\mu e}^d $	0.021
$ \varepsilon_{\tau e}^d $	0.028

Table 1: *90% CL limits on the source and detector NSI parameters obtained in [45] using the DUNE Far Detector analysis for a total of 10 years of data taking. New phases are unconstrained.*

In this paper we want to (partially) fill the gap, trying to constrain a subset of the $\varepsilon^{s,d}$ matrix elements by means of data that will be collected at the DUNE Near Detector (ND) only. Since the ND is not affected by NSI in the same way as the FD [46], we expect on the one side to scrutinize more in details those parameters also accessible at the FD and, on the other hand, to access to a complete new set of parameters on which the DUNE FD is not particularly sensitive. In this context, the role of the ND is promoted as a complementary tool to FD studies [47]-[55], more than a mere (although important) indicator of fluxes and detection cross sections [56]. Differently from previous works which use the DUNE ND data to probe source and detector NSI parameters [43, 45], we provide an analytical discussion of our results. Moreover, we did not consider any assumption on the NSI matrices and we took into account more realistic hypotheses on the systematic uncertainties, including in the analysis also the $\nu_\mu \rightarrow \nu_\tau$ oscillation channel, never considered before.

The paper is organized as follows: in Sect.2 we derive the approximate transition probabilities relevant for the DUNE ND up to second order in the small entries of the $\varepsilon^{s,d}$ matrices; in Sect.3 we discuss in details the performance of the DUNE ND in constraining some of

²Notice that the NSI parameters that affect neutrino oscillations are combinations of those entering the Lagrangian describing the interaction processes. We assume here that the quoted bounds directly apply to $\varepsilon^{s,m,d}$.

the entries of the above-mentioned matrices while in Sect.4 we draw our conclusions. In the Appendix we report our analytical as well as numerical studies of the precision achievable in the measurement of (possible) non-vanishing NSI's.

2 Transition probabilities at DUNE ND

Oscillation probabilities can be obtained from the squared-amplitudes $|\langle \nu_\beta^d | \nu_\alpha^s \rangle|^2$ which, considering eqs.(1)-(2), assume the form:

$$P_{\alpha\beta} = |\langle \nu_\beta^d | \nu_\alpha^s \rangle|^2 = |(1 + \varepsilon^d)_{\gamma\beta} (e^{-iHL})_{\gamma\delta} (1 + \varepsilon^s)_{\alpha\delta}|^2, \quad (5)$$

where L is the source-to-detector distance and the Hamiltonian H is given by:

$$H = \frac{1}{2E} \left[U \begin{pmatrix} 0 & 0 & 0 \\ 0 & \Delta m_{21}^2 & 0 \\ 0 & 0 & \Delta m_{31}^2 \end{pmatrix} U^\dagger + A \begin{pmatrix} 1 + \varepsilon_{ee}^m - \varepsilon_{\mu\mu}^m & \varepsilon_{e\mu}^m & \varepsilon_{e\tau}^m \\ \varepsilon_{e\mu}^{m*} & 0 & \varepsilon_{\mu\tau}^m \\ \varepsilon_{e\tau}^{m*} & \varepsilon_{\mu\tau}^{m*} & \varepsilon_{\tau\tau}^m - \varepsilon_{\mu\mu}^m \end{pmatrix} \right]. \quad (6)$$

Here U is the PMNS matrix for three active neutrinos and A is the standard matter potential. Since near detectors are generally placed at distances of $\mathcal{O}(10^2 - 10^3)$ meters from the source, the propagation term can be safely neglected for neutrino energies of $\mathcal{O}(\text{GeV})$. Thus, the transition probabilities can be simplified to:

$$P_{\alpha\beta} = |[(1 + \varepsilon^d)^T (1 + \varepsilon^s)^T]_{\beta\alpha}|^2. \quad (7)$$

Considering that the oscillation phase $(\Delta m_{31}^2 L/4E) \sim \mathcal{O}(10^{-3})$ and the current bounds on $\varepsilon^{s,d}$ are of the order of $10^{-1} - 10^{-2}$ [16]-[24], we expect the approximation in eq.(7) to be reliable up to the second order in ε . Parameterizing the new physics complex parameters as $\varepsilon_{\alpha\beta}^{s/d} = |\varepsilon_{\alpha\beta}^{s/d}| e^{i\Phi_{\alpha\beta}^{s/d}}$, the disappearance probabilities ($\alpha = \beta$) read:

$$P_{\alpha\alpha} = 1 + 2|\varepsilon_{\alpha\alpha}^s| \cos \Phi_{\alpha\alpha}^s + 2|\varepsilon_{\alpha\alpha}^d| \cos \Phi_{\alpha\alpha}^d + |\varepsilon_{\alpha\alpha}^s|^2 + |\varepsilon_{\alpha\alpha}^d|^2 + 4|\varepsilon_{\alpha\alpha}^s| |\varepsilon_{\alpha\alpha}^d| \cos \Phi_{\alpha\alpha}^s \cos \Phi_{\alpha\alpha}^d + 2 \sum_{\beta \neq \alpha} |\varepsilon_{\alpha\beta}^s| |\varepsilon_{\beta\alpha}^d| \cos (\Phi_{\alpha\beta}^s + \Phi_{\beta\alpha}^d), \quad (8)$$

while the appearance probabilities ($\alpha \neq \beta$) are given by:

$$P_{\alpha\beta} = |\varepsilon_{\alpha\beta}^s|^2 + |\varepsilon_{\alpha\beta}^d|^2 + 2|\varepsilon_{\alpha\beta}^s| |\varepsilon_{\alpha\beta}^d| \cos (\Phi_{\alpha\beta}^s - \Phi_{\alpha\beta}^d). \quad (9)$$

In the disappearance case, the dependence on the diagonal NSI parameters appears already at the first order and the whole probabilities (including second-order corrections driven by the off-diagonal matrix elements) depend on twelve independent real parameters; in addition, the leading order and the diagonal next-to-leading terms display a complete symmetry under the interchange $s \leftrightarrow d$, so that we expect similar sensitivities to $\varepsilon_{\alpha\alpha}^{s,d}$. The off-diagonal second order corrections are no longer symmetric since two flavor changes are needed to have the same flavor at the source and at the detector.

In the appearance case, the new parameters appear at the second order and only four independent of them are involved. The relevant $P_{\mu e}$ and $P_{\mu\tau}$ are completely symmetric under $s \leftrightarrow d$ because, at short distances, the flavor changing can happen at both source or detector with no fundamental distinction.

The drastic reduction of independent NSI parameters the ND is sensitive to, allows to derive simple rules on how their admitted ranges can be strongly limited compared to the existing literature. Indeed, let us work in the simplified scenario where the experiment counts a certain number N of events when searching for $\nu_\alpha \rightarrow \nu_\beta$ oscillations; since the probabilities in eq.(7) show no dependence on neutrino energy, baseline, matter potential and standard mixing parameters, N assumes the form:

$$N = N_0 P_{\alpha\beta}(\varepsilon^s, \varepsilon^d), \quad (10)$$

where the normalization factor N_0 includes all the detector properties and, given an observation mode $\nu_\alpha \rightarrow \nu_\beta$, is defined by:

$$N_0^{\alpha\beta} = \int_{E_\nu} dE_\nu \sigma_\beta(E_\nu) \frac{d\phi_\alpha}{dE_\nu}(E_\nu) \varepsilon_\beta(E_\nu), \quad (11)$$

in which σ_β is the the cross section for producing the lepton β , ε_β the detector efficiency and ϕ_α the initial neutrino flux of flavor α . Suppose now that we want to exclude a region of the parameter space using a simple χ^2 function defined as:

$$\chi^2 = \frac{(N_{obs} - N_{fit})^2}{\sigma^2}, \quad (12)$$

where σ represents the statistical uncertainty on the number of events. Assuming vanishing true values of all NSI parameters, the χ^2 function becomes:

$$\chi^2 = \frac{N_0^2}{\sigma^2} [\delta_{\alpha\beta} - P_{\alpha\beta}(\varepsilon_{fit}^s, \varepsilon_{fit}^d)]^2. \quad (13)$$

For appearance analysis, eq.(9) allows us to write:

$$\chi^2 = \frac{N_0^2}{\sigma^2} [|\varepsilon_{\alpha\beta}^s|^2 + |\varepsilon_{\alpha\beta}^d|^2 + 2|\varepsilon_{\alpha\beta}^s||\varepsilon_{\alpha\beta}^d| \cos(\Phi_{\alpha\beta}^s - \Phi_{\alpha\beta}^d)]^2, \quad (14)$$

whose minimum can always be found when $\cos \Delta\Phi = -1$. Thus, for every pairs of $(|\varepsilon_{\alpha\beta}^s|, |\varepsilon_{\alpha\beta}^d|)$:

$$\chi_{min}^2 = \frac{N_0^2}{\sigma^2} (|\varepsilon_{\alpha\beta}^s| - |\varepsilon_{\alpha\beta}^d|)^4. \quad (15)$$

Indicating with $\chi_{0,\alpha\beta}^2$ the value corresponding to the cut of the χ^2 at a given CL, we can exclude the region delimited by:

$$||\varepsilon_{\alpha\beta}^s| - |\varepsilon_{\alpha\beta}^d|| > \sqrt[4]{\frac{\chi_{0,\alpha\beta}^2 \sigma^2}{N_0^2}}, \quad (16)$$

which is external to a band in the $(|\varepsilon_{\alpha\beta}^s|, |\varepsilon_{\alpha\beta}^d|)$ -plane of width

$$\Delta_{\alpha\beta} = \sqrt[4]{\frac{4\chi_{0,\alpha\beta}^2 \sigma^2}{N_0^2}} \quad (17)$$

centered on the line $|\varepsilon_{\alpha\beta}^s| = |\varepsilon_{\alpha\beta}^d|$. Thus, $\Delta_{\alpha\beta}$ provide a measure of the allowed parameter space. Clearly, the excluded region is larger when the uncertainty on the number of events

σ is smaller and the normalization factor N_0 is bigger.

Consider now the disappearance case; neglecting second order terms, the χ^2 function is now:

$$\chi^2 = \frac{4N_0^2}{\sigma^2} (|\varepsilon_{\alpha\alpha}^s| \cos \Phi_{\alpha\alpha}^s + |\varepsilon_{\alpha\alpha}^d| \cos \Phi_{\alpha\alpha}^d)^2 = \frac{4N_0^2}{\sigma^2} [\Re(\varepsilon_{\alpha\alpha}^s) + \Re(\varepsilon_{\alpha\alpha}^d)]^2. \quad (18)$$

Following the same procedure as for the appearance case, the excluded region in the $[\Re(\varepsilon_{\alpha\alpha}^s), \Re(\varepsilon_{\alpha\alpha}^d)]$ -plane is delimited by:

$$|\Re(\varepsilon_{\alpha\alpha}^s) + \Re(\varepsilon_{\alpha\alpha}^d)| > \sqrt{\frac{\chi_{0,\alpha\alpha}^2 \sigma^2}{4N_0^2}}, \quad (19)$$

where, in this case, the band width is:

$$\Delta_{\alpha\alpha} = \sqrt{\frac{\chi_{0,\alpha\alpha}^2 \sigma^2}{2N_0^2}} \quad (20)$$

with $\chi_{0,\alpha\alpha}^2$ being the desired cut of the χ^2 . Notice that, for the same σ and N_0 , we expect the disappearance channels alone to be more performing than the appearance ones. This is essentially motivated by the absence of first order terms in ε in the appearance probabilities. Notice also that eqs.(16) and (19) show a perfect symmetry under the interchange of source and detector parameters which, however, could be (partially) disentangled if a multi-channel analysis is performed. For example, the parameter $|\varepsilon_{\mu e}^s|$ appears in the $\nu_\mu \rightarrow \nu_e$ oscillation but also as a correction to the $\nu_\mu \rightarrow \nu_\mu$ probability, differently from the case of $|\varepsilon_{\mu e}^d|$ which is present in the $\mu \rightarrow e$ transition only. Nevertheless, given the relatively small contributions of the second order terms compared to the first order, we expect such corrections to have a negligible impact.

3 Performance of the DUNE Near Detector

In this section we will provide the details of our numerical simulation and present the sensitivity of the DUNE ND to the NSI parameters discussed above.

3.1 The DUNE Near Detector

DUNE (Deep Underground Neutrino Experiment) is one of the most promising future neutrino oscillation experiments. It will be situated in the USA, where a ν_μ beam from FNAL will be focused to SURF (Sanford Underground Research Facility), 1300 km away, where the Far Detector complex is under construction [34]-[37]. Recent studies have contemplated the possibility of three modules for the DUNE ND [57]-[61]:

- A Liquid Argon Time Projection Chamber (TPC) situated at 574 m from the neutrino source (ArgonCube). The main purposes of this detector are flux and cross section measurements. Its performances in terms of detection efficiencies and systematics can be considered the same as the far detector ones. The total volume of the TPC is $105 m^3$, while the argon fiducial mass can be considered 50 tons. The PRISM system will be able to move this detector to different off-axis positions in order to have a better determination of the neutrino flux at different angles.

- A so called *Multi Purpose Detector* (MPD), namely a magnetic spectrometer with a 1 ton High-Pressure Gaseous Argon TPC arranged in the middle of the three module system, whose major field of application will be the study of possible new physics signals.
- The System for On-Axis Neutrino Detection (SAND), which will measure the on-axis neutrino flux when ArgonCube is moved to different positions. It will consist of the former KLOE magnet and calorimeter supplemented by a tracker for the escaping particles.

For the following study, we can neglect the contribution of the MPD and the SAND in our numerical simulations because, due to their limited mass, they would not be able to collect a significant statistics. For the simulation of the Liquid Argon TPC Near Detector, we follow the suggestion of the DUNE collaboration and consider the same configuration as the Far Detector. In particular, in order to perform a χ^2 statistical analysis (based on the pull method [62]), we used the GLoBES software [63, 64] supplemented by the NSI package developed in [8, 65], for which DUNE simulation files have been provided [66, 67].

The detection channels considered in the simulations are:

- ν_μ CC channel, which is composed by events from $\nu_\mu \rightarrow \nu_\mu$ oscillations. Background to this channel are misidentified ν_τ CC and NC events.
- ν_e CC channel, which is composed by the $\nu_\mu \rightarrow \nu_e$ events (driven by NSI) and by $\nu_e \rightarrow \nu_e$ events from the ν_e beam contamination. Backgrounds for this channel are misidentified ν_μ CC, ν_τ CC and NC events.
- ν_τ CC channel, which is composed by $\nu_\mu \rightarrow \nu_\tau$ events driven by NSI. As in [42, 44], we have considered events coming from electronic and hadronic τ decays. Background to this channel are misidentified ν_e CC and NC events.

The systematics considered in our study will be dominated by cross sections and flux normalization uncertainties. While the former could be in principle improved by future data and calculations, the latter will anyway remain as the dominant source of error because of the hadroproduction processes and uncertainties in the focusing system at the LBNF beam. Differently from similar studies involving the DUNE ND [50, 55]³, where the same systematic uncertainties reported in the DUNE Far Detector GLoBES configuration file have been used, we decided to consider worst systematics since the ND cannot benefit of a (partial) systematic cancellation provided by a detector closer to the neutrino production region. In particular, we took into account an overall systematic normalization uncertainty of 10% for the ν_μ disappearance, ν_e disappearance and ν_e appearance channels signals and of 25% for the ν_τ appearance signal. For the NC background we considered a 15% uncertainty. Other scenarios with more aggressive and more conservative choices will be studied in Sect. 3.3. For all channels, smearing matrices and efficiencies have been taken from [67]; for all of them we considered an energy bin width of 125 MeV. Notice that, since the NSI couplings only change the total number of events in every channel, the energy binning we adopted in our numerical simulations are not strictly necessary. However we prefer to take them into account in order to adhere to the experimental setup proposed by the DUNE collaboration itself.

³In these papers different physics models than NSI are analyzed, less sensitive to systematics.

3.2 Simulation Results

In our numerical simulations we use exact transition probabilities and we set all NSI true values to zero; we marginalize over all absolute values of the parameters appearing in the probabilities up to the second order (with no priors) and over all relevant phases, which are allowed to vary in the $[0, 2\pi)$ range⁴. Since, as showed in the previous section, the strongest constraints on $\varepsilon_{\alpha\beta}^{s,d}$ can be obtained from the corresponding oscillation probability $P_{\alpha\beta}$, we simulated one transition channel at a time. To make a comparison with the bounds obtainable at the FD (see Tab.(1)) we consider 5 + 5 years of data taking.

In the disappearance sector, the interesting pairs of NSI parameters for the ND are $[\Re(\varepsilon_{\mu\mu}^s), \Re(\varepsilon_{\mu\mu}^d)]$ and $[\Re(\varepsilon_{ee}^s), \Re(\varepsilon_{ee}^d)]$, which are mainly constrained by the $\nu_\mu \rightarrow \nu_\mu$ and $\nu_e \rightarrow \nu_e$ transitions, respectively. The regions that could be excluded by the DUNE ND are displayed in Fig.(1), where we also superimposed the limits set by the FD analysis only⁵ [45] (no limits can be put on $\varepsilon_{ee}^{s,d}$). As it is clear from the left panel, the numerical results

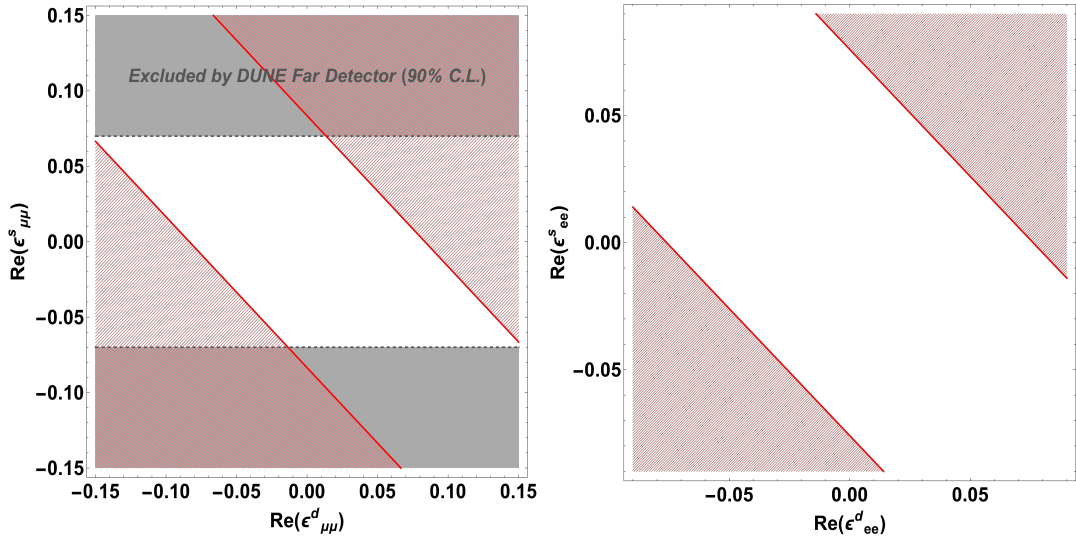


Figure 1: 90% CL excluded regions (in red) in the $[\Re(\varepsilon_{\mu\mu}^s), \Re(\varepsilon_{\mu\mu}^d)]$ -plane (left panel) and $[\Re(\varepsilon_{ee}^s), \Re(\varepsilon_{ee}^d)]$ -plane (right panel) by the DUNE ND. The FD excluded zones are shown with horizontal gray bands.

completely reflect the analytic anticorrelations discussed in eq.(19): even though for every value of $\Re(\varepsilon_{\mu\mu}^d)$ there is an interval of $\Re(\varepsilon_{\mu\mu}^s)$ for which the χ^2 is small, it is nonetheless possible to exclude a sizable portion of the parameter space allowed by FD analysis. Similar considerations can be done on the parameters $\Re(\varepsilon_{ee}^{s,d})$ shown in the right panel, for which the ND is able to rule out a relevant fraction of them, a goal otherwise not possible with the DUNE FD alone.

⁴The standard oscillation parameters are fixed to the central values reported in [2] because they have no effects in our fit.

⁵Horizontal and vertical lines showed in our plots do not represent the results of a correlation analysis at the far detector, but only the sensitivity limits obtained after a full marginalization on the parameter space.

Given the band width in eq. (20), the above considerations can be summarized as follows:

$$\Delta_{\mu\mu} = 0.12 \quad \Delta_{ee} = 0.11 . \quad (21)$$

Notice that for 90% CL $\chi_0^2 = 4.6$ (2 degrees of freedom) and N_0 is roughly 10^7 events per year for the $\nu_\mu \rightarrow \nu_\mu$ channel and 10^5 events per year in the $\nu_e \rightarrow \nu_e$ channel. The obtained values of the band are of the same order of the systematics discussed in the previous section, namely 10% for the signal and 15% for the background, and are almost the same for the two channels even though the number of ν_μ events is two order of magnitude larger than the number of ν_e events. This reflects the fact that, for the disappearance channels, we cannot be sensitive to NSI parameters which cause changes to standard oscillation probabilities smaller than the adopted systematic uncertainties (for further discussions about systematics see Sec. 3.3). However, even with our realistic assumptions, the result on $\Delta_{\mu\mu}$ permits to exclude parts of the parameter space allowed by the general analysis performed in [16] ($|\varepsilon_{\mu\mu}^s| < 0.068$ and $|\varepsilon_{\mu\mu}^d| < 0.078$). On the other hand, the result on Δ_{ee} is worse than the one set by reactor experiments like Daya Bay [17] ($|\varepsilon_{ee}| < 2 \times 10^{-3}$) obtained, we have to outline, under the restrictive assumption $\varepsilon^s = \varepsilon^{d*}$. In the case of the appearance channels, eq.(9) highlights that the interesting pairs of parameters are $(|\varepsilon_{\mu e}^s|, |\varepsilon_{\mu e}^d|)$ and $(|\varepsilon_{\mu\tau}^s|, |\varepsilon_{\mu\tau}^d|)$. We show the 90% CL excluded regions in Fig.(2) where we also displayed the bounds that would be set by the FD. Also in this case, the correlations outlined in eq.(16) is recovered and large portions of

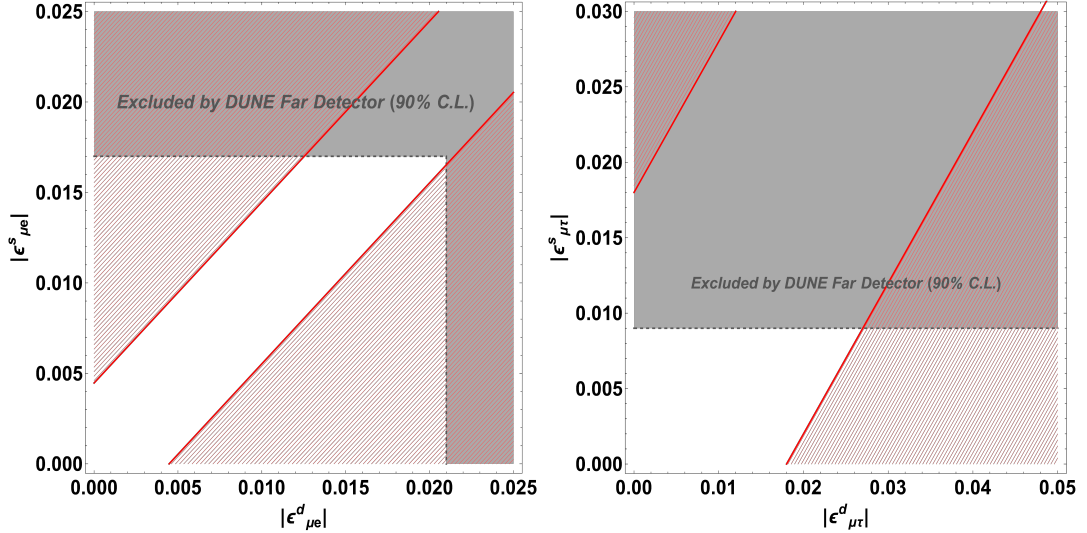


Figure 2: Same as Fig.(1) but in the $(|\varepsilon_{\mu e}^s|, |\varepsilon_{\mu e}^d|)$ (left panel) and $(|\varepsilon_{\mu\tau}^s|, |\varepsilon_{\mu\tau}^d|)$ planes (right panel).

the parameter spaces can be ruled out, in particular for the ν_e appearance channel. On the other hand, the small signal to background ratio in the ν_τ appearance channel results in a larger band width; thus, the region excluded by the ND but allowed by the FD is delimited by $|\varepsilon_{\mu\tau}^d| > 0.024$. The appearance results are summarized by the following widths:

$$\Delta_{\mu e} = 0.0065 \quad \Delta_{\mu\tau} = 0.026 . \quad (22)$$

A better background rejection in the ν_τ channel could reduce the band width by up to one order of magnitude. An important role in defining the allowed ranges for the appearance

parameters $|\varepsilon_{\mu e}^{s/d}|$ and $|\varepsilon_{\mu\tau}^{s/d}|$ is played by the CP violating phases $\Phi_{\alpha\beta}^s$ and $\Phi_{\alpha\beta}^d$. Recalling eq.(15), it is clear that the degeneracy that let the χ^2 vanish when the absolute values of detector and source parameters are the same, occurs only when $\Delta\Phi_{\alpha\beta} = \Phi_{\alpha\beta}^s - \Phi_{\alpha\beta}^d$ is very close to π . For all other values of the phase difference, the ND could be able to set very stringent 90% CL limits (with a 5+5 years of data taking), namely:

$$|\varepsilon_{\mu e}^{s/d}| < 0.0046 \quad |\varepsilon_{\mu\tau}^{s/d}| < 0.019, \quad (23)$$

which are very competitive to the ones set so far by other neutrino oscillation experiments (for instance, $|\varepsilon_{\mu e, \mu\tau}^{s/d}| < \mathcal{O}(10^{-2})$ obtained in [16] and [29]). This is clearly shown in Fig.(3) where we present the contours at 90% CL in the $(|\varepsilon_{\mu e}^{s/d}|, \cos \Delta\Phi_{\mu e})$ and $(|\varepsilon_{\mu\tau}^{s/d}|, \cos \Delta\Phi_{\mu\tau})$ -planes, obtained after marginalizing the χ^2 function over all undisplayed parameters.

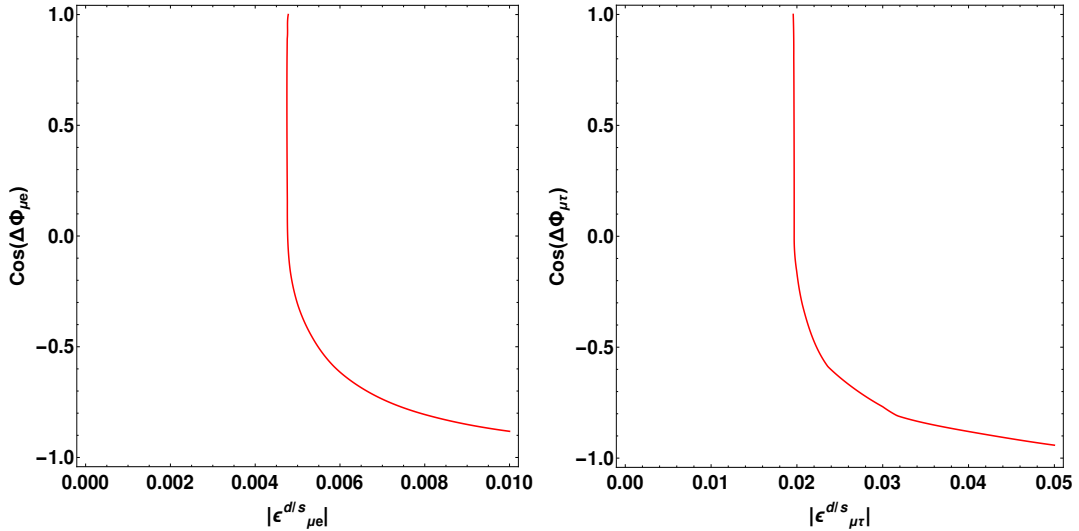


Figure 3: *Contours at 90% CL in the $(|\varepsilon_{\mu e}^{s/d}|, \cos \Delta\Phi_{\mu e})$ (left panel) and $(|\varepsilon_{\mu\tau}^{s/d}|, \cos \Delta\Phi_{\mu\tau})$ (right panel) planes obtained by our DUNE ND simulations.*

3.3 Changing systematic errors

As discussed in the previous sections, the choice of the systematic uncertainties is a crucial point in the determination of the limits that the Near Detector could be able to set. In order to understand how much the band widths $\Delta_{\alpha\beta}$ would change in the case of a different choice of systematics, we performed the same simulations for a data taking time of 5+5 years considering three different cases:

- *Case A:* the standard (optimistic) case, namely the one implemented in the DUNE Far Detector GLOBES configuration file. In this case the systematics are 5% for the ν_μ disappearance channel, 2% for the ν_e appearance and disappearance channels and 20% for the ν_τ appearance channel. The uncertainty on the NC background has been considered to be 10%.

- *Case B*: the more realistic choice used in the previous section, where we fixed 10% for the ν_e appearance, ν_e disappearance and ν_μ disappearance, 25% for the ν_τ appearance and 15% for the NC background.
- *Case C*: a more pessimistic case in which the systematics are 15% for ν_e appearance, ν_e disappearance and ν_μ disappearance, 30% for the ν_τ appearance and 20% for the NC background.

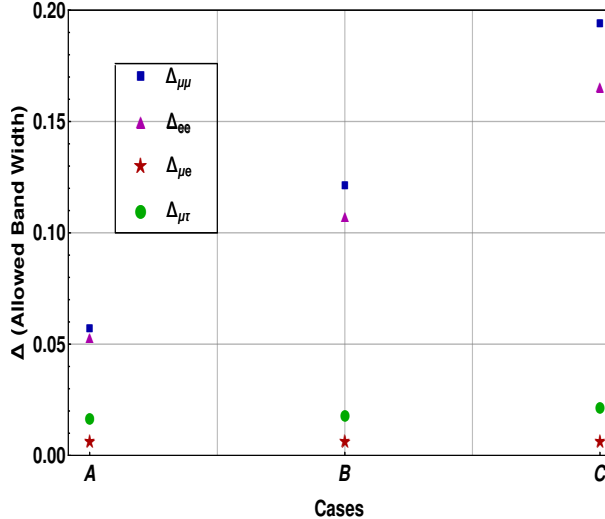


Figure 4: Variation of the allowed band widths $\Delta_{\alpha\beta}$ for a data taking time of 5+5 years and four different choice of systematics: optimistic (A), standard (B) and pessimistic (C).

The results of our simulations are reported in Fig.4. We clearly see that Δ_{ee} and $\Delta_{\mu\mu}$ are the parameters which are affected the most by the systematics, as previously discussed. Indeed, being the survival probability at $L=0$ in the standard model equal to 1, the number of observed events will be, even in presence of the small effect of the NSI, of the same order of magnitude as N_0 . Thus, when statistical errors are negligible, the definition for the band width (eq.(20)) can be simplified to:

$$\Delta_{\alpha\alpha} \sim \sqrt{\frac{\chi_{0,\alpha\alpha}^2}{2}} \sigma_{sys}, \quad (24)$$

where we used $\sigma \sim N_0 \sigma_{sys}$.

For the appearance parameters, we register a less evident increasing of the band widths passing from the case (A) to (C), since in this case statistic uncertainties are always dominating over systematics. Indeed, for the two appearance channels, N_0 is $\sim 10^7$ per year in the $\nu_\mu \rightarrow \nu_e$ channel and $\sim 10^6$ per year in the $\nu_\mu \rightarrow \nu_\tau$ channel, but the observed number of events is small due to the very short baseline. For a given small number of observed events N_{obs} , we have $\sigma^2 = N_{obs}^2 \sigma_{sys}^2 + N_{obs} \sim N_{obs}$. Thus, the width can be simplified as follows:

$$\Delta_{\alpha\beta} \sim \sqrt[4]{\frac{4\chi_{0,\alpha\beta}^2 N_{obs}}{N_0^2}}. \quad (25)$$

This quantity is roughly independent on the systematics and for $N_{obs} = \mathcal{O}(10)$ is of the order of 10^{-3} . This number is in agreement with our numerical results for $\Delta_{\mu e}$ while for $\Delta_{\mu\tau}$ the agreement is confined to the case where the NC background (which in addition suffers by the increase of the systematics) is turned off.

We want to outline that we recomputed the various $\Delta_{\alpha\beta}$ also for several positioning of the DUNE ND at different off-axis angles with respect to the beam direction [66] and found a general worsening of the ND performances due to the decreased number of collected events. In fact, spectra distortions of signal and backgrounds cannot improve source and detector NSI analysis since probabilities in this regime do not depend on neutrino energies.

4 Conclusions

In this paper we have discussed in details the role of the DUNE Near Detector in constraining some of the source and detector NSI parameters. We have derived useful analytic expressions for the appearance and disappearance transition probabilities at zero-baseline, up to the second order in the small $\varepsilon_{\alpha\beta}^{s,d}$. We have shown that the allowed regions in the planes $[\Re(\varepsilon_{\mu\mu}^s), \Re(\varepsilon_{\mu\mu}^d)]$, $[\Re(\varepsilon_{ee}^s), \Re(\varepsilon_{ee}^d)]$, $(|\varepsilon_{\mu e}^s|, |\varepsilon_{\mu e}^d|)$ and $(|\varepsilon_{\mu\tau}^s|, |\varepsilon_{\mu\tau}^d|)$ follow the shapes identified by our analytic considerations and result strongly constrained if compared to the DUNE Far Detector studies, when available. Furthermore, restrictive bounds can be set with a total of 10 years on $\nu + \bar{\nu}$ data taking: $|\varepsilon_{\mu e}^{s/d}| < 0.0045$ and $|\varepsilon_{\mu\tau}^{s/d}| < 0.019$, for a wide range of the values of the related phases. Finally, we showed that if we increase the systematic uncertainties (which are a crucial ingredient at the Near Detector because flux and cross section uncertainties cannot be easily reduced), the two band widths which show a significant worsening are $\Delta_{\mu\mu}$ and Δ_{ee} . The other two band widths suffer by only a small increase in amplitude and the related parameter spaces remain drastically reduced with respect to the current ranges allowed by oscillation experiments.

Appendix: On the achievable precision on non-vanishing NSI's

The relatively simple strategy we used to find analytic bounds on NSI parameters can also be applied to compute the precision on the measurement of non-vanishing parameters, that is in the case where the true values of the source and detector parameters are non zero. In this case eq.(13) becomes:

$$\chi^2 = \frac{N_0^2}{\sigma^2} [\delta_{\alpha\beta} + K_{\alpha\beta} - P_{\alpha\beta}(\varepsilon_{fit}^s, \varepsilon_{fit}^d)]^2, \quad (26)$$

where $K_{\alpha\beta}$ is defined as the true $P_{\alpha\beta}$ for the appearance channels and $P_{\alpha\alpha} - 1$ for the disappearance channels.

Let us start from the disappearance. Given the structure of the χ^2 function:

$$\chi^2 = \frac{4N_0^2}{\sigma^2} \left[K_{\alpha\alpha}/2 - \Re(\varepsilon_{\alpha\alpha}^s) - \Re(\varepsilon_{\alpha\alpha}^d) \right]^2, \quad (27)$$

the allowed regions in the $[\Re(\varepsilon_{\alpha\alpha}^s), \Re(\varepsilon_{\alpha\alpha}^d)]$ -plane are identified by:

$$\left| \Re(\varepsilon_{\alpha\alpha}^d) + \Re(\varepsilon_{\alpha\alpha}^s) - K_{\alpha\alpha}/2 \right| < \sqrt{\frac{\chi_{0,\alpha\alpha}^2 \sigma^2}{4N_0^2}}. \quad (28)$$

This means that the allowed regions around the values of $\Re(\varepsilon_{\alpha\alpha}^d)$ and $\Re(\varepsilon_{\alpha\alpha}^s)$ chosen by Nature have essentially similar shapes as those presented in Fig.(1) but with a band centered on the line $\Re(\varepsilon_{\alpha\alpha}^d) = -\Re(\varepsilon_{\alpha\alpha}^s) + K_{\alpha\alpha}/2$.

In the case of the appearance channel, the χ^2 function reads:

$$\chi^2 = \frac{N_0^2}{\sigma^2} \left[K_{\alpha\beta} - |\varepsilon_{\alpha\beta}^s|^2 - |\varepsilon_{\alpha\beta}^d|^2 - 2|\varepsilon_{\alpha\beta}^s||\varepsilon_{\alpha\beta}^d| \cos(\Phi_{\alpha\beta}^s - \Phi_{\alpha\beta}^d) \right]^2. \quad (29)$$

The minima of the χ^2 are always in $(\cos \Delta\Phi_{min}) = \left(\frac{K_{\alpha\beta} - |\varepsilon_{\alpha\beta}^s|^2 - |\varepsilon_{\alpha\beta}^d|^2}{2|\varepsilon_{\alpha\beta}^s||\varepsilon_{\alpha\beta}^d|} \right)$; however, when $|\cos \Delta\Phi_{min}| > 1$, $\Delta\Phi_{min}$ is forced to be either 0 or π . Fixing the cut of the χ^2 ($\chi_{0,\alpha\beta}$) at a given CL, the allowed regions are delimited by:

$$\begin{aligned} \text{Max} \left[0, K_{\alpha\beta} - \sqrt{\frac{\chi_{0,\alpha\beta}^2 \sigma^2}{N_0^2}} \right] &< \left(|\varepsilon_{\alpha\beta}^s| + |\varepsilon_{\alpha\beta}^d| \right)^2 < K_{\alpha\beta} \\ K_{\alpha\beta} &< \left(|\varepsilon_{\alpha\beta}^s| - |\varepsilon_{\alpha\beta}^d| \right)^2 < K_{\alpha\beta} + \sqrt{\frac{\chi_{0,\alpha\beta}^2 \sigma^2}{N_0^2}}. \end{aligned} \quad (30)$$

As an example, we report in Fig.(5) the results of our numerical simulations of the precision achievable in the measurement of the NSI parameters whose true values are fixed to $[\Re(\varepsilon_{\mu\mu}^d), \Re(\varepsilon_{\mu\mu}^s)] = (0.01, 0.01)$ (left panel) and $(|\varepsilon_{\mu\tau}^d|, |\varepsilon_{\mu\tau}^s|) = (0.02, 0.03)$ (right panel).

As we can see, the allowed regions strictly follow the analytic results reported in eqs.(28) and (30). In these two examples, data permit to exclude the point (0,0) corresponding to the absence of NSI, but this is not the general case as, for different input values, if $K_{\alpha\beta} < \sqrt{\frac{\chi_{0,\alpha\beta}^2 \sigma^2}{N_0^2}}$ or $K_{\alpha\alpha} < \sqrt{\frac{\chi_{0,\alpha\alpha}^2 \sigma^2}{N_0^2}}$, the standard oscillation framework cannot be excluded at the desired confidence level.

References

- [1] K. Abe *et al.* [T2K], Nature **580** (2020) no.7803, 339-344 doi:10.1038/s41586-020-2177-0 [arXiv:1910.03887 [hep-ex]].
- [2] I. Esteban, M. Gonzalez-Garcia, A. Hernandez-Cabezudo, M. Maltoni and T. Schwetz, JHEP **01** (2019), 106 doi:10.1007/JHEP01(2019)106 [arXiv:1811.05487 [hep-ph]].
- [3] P. de Salas, D. Forero, C. Ternes, M. Tortola and J. Valle, Phys. Lett. B **782** (2018), 633-640 doi:10.1016/j.physletb.2018.06.019 [arXiv:1708.01186 [hep-ph]].
- [4] Y. Grossman, Phys. Lett. B **359**, 141 (1995) doi:10.1016/0370-2693(95)01069-3 [hep-ph/9507344].
- [5] E. Roulet, Phys. Rev. D **44**, R935 (1991). doi:10.1103/PhysRevD.44.R935

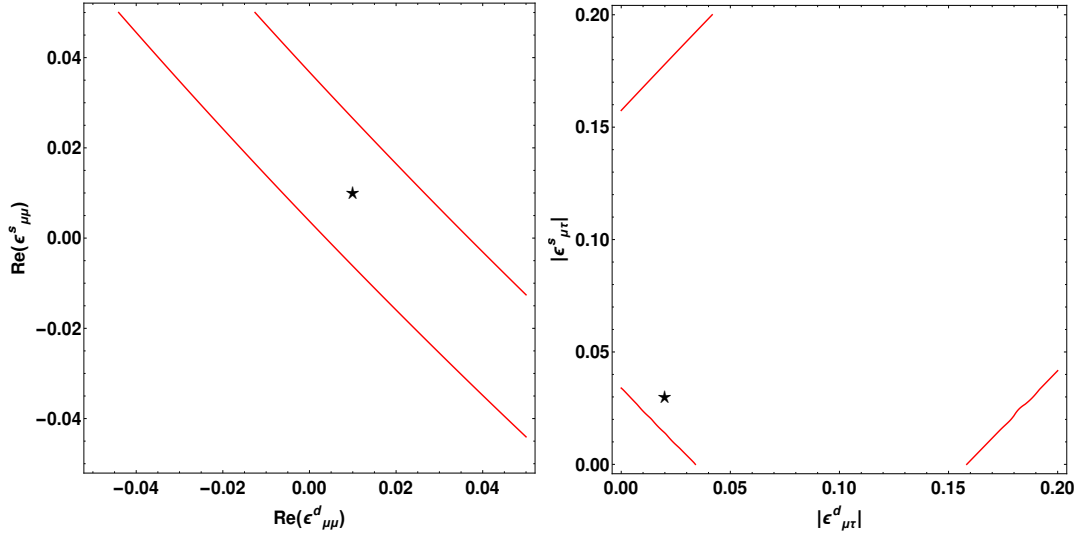


Figure 5: 90% CL allowed regions in the measurement of the NSI parameters; true values are fixed to $[\Re(\varepsilon_{\mu\mu}^d), \Re(\varepsilon_{\mu\mu}^s)] = (0.01, 0.01)$ (left panel) and $(|\varepsilon_{\mu\tau}^d|, |\varepsilon_{\mu\tau}^s|) = (0.02, 0.03)$ (right panel).

- [6] M. M. Guzzo, A. Masiero and S. T. Petcov, Phys. Lett. B **260**, 154 (1991). doi:10.1016/0370-2693(91)90984-X
- [7] S. Bergmann, Y. Grossman and E. Nardi, Phys. Rev. D **60**, 093008 (1999) doi:10.1103/PhysRevD.60.093008 [hep-ph/9903517].
- [8] J. Kopp, M. Lindner, T. Ota and J. Sato, Phys. Rev. D **77**, 013007 (2008) doi:10.1103/PhysRevD.77.013007 [arXiv:0708.0152 [hep-ph]].
- [9] P. Coloma, M. Gonzalez-Garcia, M. Maltoni and T. Schwetz, Phys. Rev. D **96** (2017) no.11, 115007 doi:10.1103/PhysRevD.96.115007 [arXiv:1708.02899 [hep-ph]].
- [10] A. N. Khan and D. W. McKay, JHEP **07**, 143 (2017) doi:10.1007/JHEP07(2017)143 [arXiv:1704.06222 [hep-ph]].
- [11] J. Liao and D. Marfatia, Phys. Lett. B **775** (2017), 54-57 doi:10.1016/j.physletb.2017.10.046 [arXiv:1708.04255 [hep-ph]].
- [12] A. Bolanos, O. Miranda, A. Palazzo, M. Tortola and J. Valle, Phys. Rev. D **79** (2009), 113012 doi:10.1103/PhysRevD.79.113012 [arXiv:0812.4417 [hep-ph]].
- [13] S. K. Agarwalla, F. Lombardi and T. Takeuchi, JHEP **12** (2012), 079 doi:10.1007/JHEP12(2012)079 [arXiv:1207.3492 [hep-ph]].
- [14] M. Gonzalez-Garcia, M. Maltoni and J. Salvado, JHEP **05** (2011), 075 doi:10.1007/JHEP05(2011)075 [arXiv:1103.4365 [hep-ph]].
- [15] J. Salvado, O. Mena, S. Palomares-Ruiz and N. Rius, JHEP **01** (2017), 141 doi:10.1007/JHEP01(2017)141 [arXiv:1609.03450 [hep-ph]].
- [16] C. Biggio, M. Blennow and E. Fernandez-Martinez, JHEP **0908**, 090 (2009) doi:10.1088/1126-6708/2009/08/090 [arXiv:0907.0097 [hep-ph]].
- [17] S. K. Agarwalla, P. Bagchi, D. V. Forero and M. Tórtola, JHEP **07** (2015), 060 doi:10.1007/JHEP07(2015)060 [arXiv:1412.1064 [hep-ph]].

- [18] P. Adamson *et al.* [MINOS], Phys. Rev. D **88** (2013) no.7, 072011 doi:10.1103/PhysRevD.88.072011 [arXiv:1303.5314 [hep-ex]].
- [19] T. Ohlsson, Rept. Prog. Phys. **76**, 044201 (2013) doi:10.1088/0034-4885/76/4/044201 [arXiv:1209.2710 [hep-ph]].
- [20] P. S. Bhupal Dev *et al.*, SciPost Phys. Proc. **2**, 001 (2019) doi:10.21468/SciPostPhysProc.2.001 [arXiv:1907.00991 [hep-ph]].
- [21] C. Giunti, Phys. Rev. D **101** (2020) no.3, 035039 doi:10.1103/PhysRevD.101.035039 [arXiv:1909.00466 [hep-ph]].
- [22] A. N. Khan, Phys. Rev. D **93**, no.9, 093019 (2016) doi:10.1103/PhysRevD.93.093019 [arXiv:1605.09284 [hep-ph]].
- [23] P. Coloma, I. Esteban, M. Gonzalez-Garcia and M. Maltoni, JHEP **02** (2020), 023 doi:10.1007/JHEP02(2020)023 [arXiv:1911.09109 [hep-ph]].
- [24] B. Dutta, R. F. Lang, S. Liao, S. Sinha, L. Strigari and A. Thompson, arXiv:2002.03066 [hep-ph].
- [25] R. Adhikari, S. Chakraborty, A. Dasgupta and S. Roy, Phys. Rev. D **86** (2012), 073010 doi:10.1103/PhysRevD.86.073010 [arXiv:1201.3047 [hep-ph]].
- [26] J. A. Coelho, T. Kafka, W. Mann, J. Schneps and O. Altinok, Phys. Rev. D **86** (2012), 113015 doi:10.1103/PhysRevD.86.113015 [arXiv:1209.3757 [hep-ph]].
- [27] O. Miranda and H. Nunokawa, New J. Phys. **17** (2015) no.9, 095002 doi:10.1088/1367-2630/17/9/095002 [arXiv:1505.06254 [hep-ph]].
- [28] K. Huitu, T. J. Kärkkäinen, J. Maalampi and S. Vihonen, Phys. Rev. D **93** (2016) no.5, 053016 doi:10.1103/PhysRevD.93.053016 [arXiv:1601.07730 [hep-ph]].
- [29] M. Blennow, S. Choubey, T. Ohlsson and S. K. Raut, JHEP **09** (2015), 096 doi:10.1007/JHEP09(2015)096 [arXiv:1507.02868 [hep-ph]].
- [30] M. Masud and P. Mehta, Phys. Rev. D **94** (2016) no.5, 053007 doi:10.1103/PhysRevD.94.053007 [arXiv:1606.05662 [hep-ph]].
- [31] S. Fukasawa and O. Yasuda, Nucl. Phys. B **914** (2017), 99-116 doi:10.1016/j.nuclphysb.2016.11.004 [arXiv:1608.05897 [hep-ph]].
- [32] T. Han, J. Liao, H. Liu and D. Marfatia, JHEP **11** (2019), 028 doi:10.1007/JHEP11(2019)028 [arXiv:1910.03272 [hep-ph]].
- [33] S. Verma and S. Bhardwaj, Adv. High Energy Phys. **2019** (2019), 8464535 doi:10.1155/2019/8464535
- [34] R. Acciarri *et al.* [DUNE Collaboration], arXiv:1601.05471 [physics.ins-det].
- [35] R. Acciarri *et al.* [DUNE Collaboration], arXiv:1512.06148 [physics.ins-det].
- [36] B. Abi *et al.* [DUNE Collaboration], arXiv:2002.02967 [physics.ins-det].
- [37] B. Abi *et al.* [DUNE Collaboration], arXiv:2002.03005 [hep-ex].
- [38] A. de Gouvêa and K. J. Kelly, Nucl. Phys. B **908** (2016), 318-335 doi:10.1016/j.nuclphysb.2016.03.013 [arXiv:1511.05562 [hep-ph]].
- [39] P. Coloma, JHEP **03** (2016), 016 doi:10.1007/JHEP03(2016)016 [arXiv:1511.06357 [hep-ph]].

- [40] D. Meloni, JHEP **08** (2018), 028 doi:10.1007/JHEP08(2018)028 [arXiv:1805.01747 [hep-ph]].
- [41] M. Masud, S. Roy and P. Mehta, Phys. Rev. D **99** (2019) no.11, 115032 doi:10.1103/PhysRevD.99.115032 [arXiv:1812.10290 [hep-ph]].
- [42] A. De Gouvêa, K. J. Kelly, G. Stenico and P. Pasquini, Phys. Rev. D **100** (2019) no.1, 016004 doi:10.1103/PhysRevD.100.016004 [arXiv:1904.07265 [hep-ph]].
- [43] P. Bakhti, A. N. Khan and W. Wang, J. Phys. G **44**, no.12, 125001 (2017) doi:10.1088/1361-6471/aa9098 [arXiv:1607.00065 [hep-ph]].
- [44] A. Ghoshal, A. Giarnetti and D. Meloni, JHEP **12** (2019), 126 doi:10.1007/JHEP12(2019)126 [arXiv:1906.06212 [hep-ph]].
- [45] M. Blennow, S. Choubey, T. Ohlsson, D. Pramanik and S. K. Raut, JHEP **1608**, 090 (2016) doi:10.1007/JHEP08(2016)090 [arXiv:1606.08851 [hep-ph]].
- [46] M. Blennow, P. Coloma, E. Fernandez-Martinez, J. Hernandez-Garcia and J. Lopez-Pavon, JHEP **04** (2017), 153 doi:10.1007/JHEP04(2017)153 [arXiv:1609.08637 [hep-ph]].
- [47] J. M. Berryman, A. de Gouvea, P. J. Fox, B. J. Kayser, K. J. Kelly and J. L. Raaf, JHEP **02** (2020), 174 doi:10.1007/JHEP02(2020)174 [arXiv:1912.07622 [hep-ph]].
- [48] P. Ballett, T. Boschi and S. Pascoli, JHEP **20**, 111 (2020) doi:10.1007/JHEP03(2020)111 [arXiv:1905.00284 [hep-ph]].
- [49] V. De Romeri, K. J. Kelly and P. A. Machado, Phys. Rev. D **100**, no.9, 095010 (2019) doi:10.1103/PhysRevD.100.095010 [arXiv:1903.10505 [hep-ph]].
- [50] P. Ballett, M. Hostert, S. Pascoli, Y. F. Perez-Gonzalez, Z. Tabrizi and R. Zukanovich Funchal, Phys. Rev. D **100**, no.5, 055012 (2019) doi:10.1103/PhysRevD.100.055012 [arXiv:1902.08579 [hep-ph]].
- [51] P. Bakhti, Y. Farzan and M. Rajaei, Phys. Rev. D **99**, no.5, 055019 (2019) doi:10.1103/PhysRevD.99.055019 [arXiv:1810.04441 [hep-ph]].
- [52] I. Bischer and W. Rodejohann, Phys. Rev. D **99**, no.3, 036006 (2019) doi:10.1103/PhysRevD.99.036006 [arXiv:1810.02220 [hep-ph]].
- [53] P. Ballett, T. Boschi and S. Pascoli, [arXiv:1803.10824 [hep-ph]].
- [54] O. Miranda, P. Pasquini, M. Tórtola and J. Valle, Phys. Rev. D **97**, no.9, 095026 (2018) doi:10.1103/PhysRevD.97.095026 [arXiv:1802.02133 [hep-ph]].
- [55] S. Choubey and D. Pramanik, Phys. Lett. B **764**, 135-141 (2017) doi:10.1016/j.physletb.2016.10.074 [arXiv:1604.04731 [hep-ph]].
- [56] L. Alvarez Ruso, J. Asaadi, S. Bolognesi, S. Bordoni, A. de Roeck, M. V. Diwan, T. Lux, D. Meloni, M. Nessi, B. Popov, E. Radicioni, P. Sala, F. Sanchez and L. H. Whitehead, [arXiv:1901.04346 [physics.ins-det]].
- [57] Marshall, Chris. (2018, December). Near Detector Needs for Long-Baseline Physics. Zenodo. <http://doi.org/10.5281/zenodo.2642327>
- [58] Sinclair, James. (2018, December). Liquid Argon Near Detector for DUNE. Zenodo. <http://doi.org/10.5281/zenodo.2642362>

- [59] Mohayai, Tanaz. (2018, December). High-Pressure Gas TPC for DUNE Near Detector. Zenodo. <http://doi.org/10.5281/zenodo.2642360>
- [60] System for on Axis Neutrino Detection (SAND) Status and Outlook, Sergio Bertolucci, <https://indi.to/Bx7Ry>
- [61] The DUNE Near Detector complex, Steven Manly (March 2020), https://indico.cern.ch/event/897195/contributions/3784024/attachments/2006803/3351756/DUNE_N
- [62] G. Fogli, E. Lisi, A. Marrone, D. Montanino and A. Palazzo, Phys. Rev. D **66** (2002), 053010 doi:10.1103/PhysRevD.66.053010 [arXiv:hep-ph/0206162 [hep-ph]].
- [63] P. Huber, M. Lindner and W. Winter, Comput. Phys. Commun. **167**, 195 (2005) doi:10.1016/j.cpc.2005.01.003 [hep-ph/0407333].
- [64] P. Huber, J. Kopp, M. Lindner, M. Rolinec and W. Winter, Comput. Phys. Commun. **177** (2007) 432 doi:10.1016/j.cpc.2007.05.004 [hep-ph/0701187].
- [65] J. Kopp, Int. J. Mod. Phys. C **19**, 523 (2008) doi:10.1142/S0129183108012303 [physics/0610206].
- [66] “<http://home.fnal.gov/ljf26/DUNEFluxes/>”
- [67] T. Alion *et al.* [DUNE Collaboration], arXiv:1606.09550 [physics.ins-det].