

DIFFUSIVITY ESTIMATION FOR ACTIVATOR-INHIBITOR MODELS: THEORY AND APPLICATION TO INTRACELLULAR DYNAMICS OF THE ACTIN CYTOSKELETON

GREGOR PASEMANN¹, SVEN FLEMMING², SERGIO ALONSO³,
CARSTEN BETA², WILHELM STANNAT¹

ABSTRACT. A theory for diffusivity estimation for spatially extended activator-inhibitor dynamics modelling the evolution of intracellular signaling networks is developed in the mathematical framework of stochastic reaction-diffusion systems. In order to account for model uncertainties, we extend the results for parameter estimation for semilinear stochastic partial differential equations, as developed in [PS20], to the problem of joint estimation of diffusivity and parametrized reaction terms. Our theoretical findings are applied to the estimation of effective diffusivity of signaling components contributing to intracellular dynamics of the actin cytoskeleton in the model organism *Dictyostelium discoideum*.

1. INTRODUCTION

The purpose of this paper is to develop the mathematical theory for statistical inference methods for the parameter estimation of stochastic reaction diffusion systems modelling spatially extended signaling networks in cellular systems. Such signaling networks are one of the central topics in cell biology and biophysics as they provide the basis for essential processes including cell division, cell differentiation, and cell motility [DBE⁺17]. Nonlinearities in these network may cause rich spatiotemporal behavior including the emergence of oscillations and waves [BK17]. Furthermore, alterations and deficiencies in the network topology can explain many pathologies and play a key role in diseases such as cancer [CSS05]. Here we present a method to estimate both diffusivity and reaction terms of a stochastic reaction-diffusion system, given space-time structured data of local concentrations of signaling

Date: Berlin, May 4, 2020.

2010 Mathematics Subject Classification. 60H15 (62F10).

Key words and phrases. parametric drift estimation, stochastic reaction-diffusion systems, maximum-likelihood estimation, actin cytoskeleton dynamics.

¹Institute of Mathematics, Technische Universität Berlin, 10623 Berlin, Germany

²Institute of Physics and Astronomy, University of Potsdam, 14476 Potsdam, Germany

³Department of Physics, Universitat Politècnica de Catalunya, 08034 Barcelona, Spain

components. We mainly focus on the estimation of diffusivity, whose precision can be increased by simultaneous calibration of the reaction terms. To test this approach, we use fluorescence microscopy recordings of the actin dynamics in the cortex of cells of the social amoeba *Dictyostelium discoideum* (*D. discoideum*), a well-established model organism for the study of a wide range of actin-dependent processes [AF09]. A recently introduced stochastic reaction-diffusion model could reproduce many features of the dynamical patterns observed in the cortex of these cells including excitable and bistable states [ASB18, FFAB20]. In combination with the experimental data, this model will serve as a specific test case to exemplify our mathematical approach. Since in real-world applications the available data will not allow for calibrating and validating detailed mathematical models we will be primarily interested in this paper in minimal models that are still capable of generating all observed dynamical features at correct physical magnitudes. The developed estimation techniques should be in practice robust as much as possible w.r.t. uncertainty and even misspecification of the unknown real dynamics.

The impact of diffusion and reaction in a given data set will be of fundamentally different structure and it is one of the main mathematical challenges to separate these impacts in order to come to valid parameter estimations. On the more mathematical side, diffusion corresponds to a second order partial differential operator - resulting in a strong spatial coupling in the given data, whereas the reaction corresponds to a lower order, in fact 0-order, in general resulting in highly nonlinear local interactions in the data. For introductory purposes, let us assume that our data is given in terms of a space and time-continuous field $X(t, x)$ on $[0, T] \times \mathcal{D}$, where T is the terminal time of our observations and $\mathcal{D} \subset \mathbb{R}^2$ a rectangular domain that corresponds to a chosen data-segment in a given experiment. Although in practice the given data will be discrete w.r.t. both space and time, we will be interested in applications where the resolution is high enough in order to approximate the data by such a continuous field. Our standing assumption is that X is generated by a dynamical system of the form

$$(1) \quad \partial_t X(t, x) = \theta_0 \Delta X(t, x) + \mathcal{F}_X(t, x),$$

where \mathcal{F} is a generic term describing all non-diffusive effects, whether they are known or unknown. A natural approach to extract θ_0 from the data is to use a "cutting-out estimator" of the form

$$(2) \quad \hat{\theta}_0 = \frac{\int_0^T \int_{\mathcal{D}} Y(t, x) \partial_t X(t, x) dx dt}{\int_0^T \int_{\mathcal{D}} Y(t, x) \Delta X(t, x) dx dt},$$

where Y is a suitable test function. It is possible to derive this term from a least squares ansatz by minimizing $\theta \mapsto \|\partial_t X - \theta \Delta X\|^2$ with a suitably chosen norm. If the non-diffusive effects described by \mathcal{F} are

negligible, we see by plugging (1) into (2) that $\hat{\theta}_0$ is close to θ_0 . If a sound approximation $\overline{\mathcal{F}}$ to \mathcal{F} is known, the estimator can be made more precise by substituting $\partial_t X$ by $\partial_t X - \overline{\mathcal{F}}_X$ in (2). A usual choice for Y is a reweighted spectral cutoff of X .

Under additional model assumptions, e.g. if (1) is in fact a stochastic partial differential equation (SPDE) driven by Gaussian white noise, a rather developed parameter estimation theory for θ_0 has been established in [PS20] on the basis of maximum likelihood estimation (MLE).

In this paper, we are now interested in further taking into account also those parts of \mathcal{F}_X corresponding to local nonlinear reactions. As a particular example, we will focus on a recently introduced stochastic reaction-diffusion system of FitzHugh-Nagumo type that captures many aspects of the dynamical wave patterns observed in the cortex of motile amoeboid cells [FFAB20],

$$(3) \quad \partial_t U = D_U \Delta U(t, x) + k_1 U(u_0 - U)(U - u_0 a) - k_2 V + \xi,$$

$$(4) \quad \partial_t V = D_V \Delta V(t, x) + \epsilon(bU - V).$$

Here, we identify $\theta_0 = D_U$ and the only observed data is the activator variable, i.e. $X = U$.

The non-diffusive part of the dynamics will be therefore in this example further decomposed as $\mathcal{F} = F + \xi$, where ξ is Gaussian white noise and $F = F(U)$ encodes the non-Markovian reaction dynamics of the activator. The inhibitor component V in the above reaction-diffusion system is then incorporated for minimal modelling purposes to allow the formation of travelling waves in the activator variable U that are indeed observed in the time evolution of the actin concentration.

As noted before, it is desirable to include this additional knowledge into the estimation procedure (2) by subtracting a suitable approximation $\overline{\mathcal{F}}$ of the - in practice - unknown \mathcal{F} . Although (3), (4) suggest an explicit parametric form for $\overline{\mathcal{F}}$, it is a priori not clear how to quantify the nuisance parameters appearing in the system. Thus an (approximate) model for the data is known *qualitatively*, based on the observed dynamics, but not *quantitatively*. In order to resolve this issue, we extend (2) and adopt a joint maximum likelihood estimation of θ_0 and various nuisance parameters.

The field of statistical inference for SPDEs is rapidly growing, see [Cia18] for a recent survey. The spectral approach to drift estimation was pioneered by [HKR93, HR95] and subsequently extended by various works, see e.g. [HLR97, LR99, LR00] for the case of non-diagonalizable linear evolution equations. In [CGH11], the stochastic Navier-Stokes equations have been analyzed as a first example of a nonlinear evolution equation. This has been generalized by [PS20] to semilinear SPDEs. Joint parameter estimation for linear evolution equations is treated in [Hue93, Lot03]. Besides the spectral approach,

other measurement schemes have been studied. See e.g. [PT07, BT20, BT19, Cho19a, Cho19b, KT19, CH19, CDVK20, CK20, KU19] for the case of discrete observations in space and time. Recently, the so-called local approach has been worked out in [AR20] for linear equations and was subsequently generalized in [ACP20] to the semilinear case.

The paper is structured as follows: In Section 2 we give a theory for joint diffusivity and reaction parameter estimation for a class of semilinear SPDEs and study the spatial high-frequency asymptotics. In Section 3, the biophysical context for these models is discussed. The performance of our method on simulated and real data is evaluated in Section 4.

2. MAXIMUM LIKELIHOOD ESTIMATION FOR ACTIVATOR-INHIBITOR MODELS

In this section we develop a theory for parameter estimation for a class of semilinear SPDE using a maximum likelihood ansatz. The application we are aiming at is an activator-inhibitor model as in [FFAB20]. More precisely, we show under mild conditions that the diffusivity of such a system can be identified in finite time given high spatial resolution and observing only the activator component.

2.1. The Model and Basic Properties. Let us first introduce the abstract mathematical setting in which we are going to derive our main theoretical results. Given a bounded domain $\mathcal{D} = [0, L_1] \times \dots \times [0, L_d] \subset \mathbb{R}^d$, $L_1, \dots, L_d > 0$, we consider the following parameter estimation problem for the semilinear SPDE

$$(5) \quad dX_t = (\theta_0 \Delta X_t + F_{\theta_1, \dots, \theta_K}(X)) dt + B dW_t$$

with periodic boundary conditions for Δ on the Hilbert space $H = \bar{L}^2(\mathcal{D}) = \{u \in L^2(\mathcal{D}) \mid \int_{\mathcal{D}} u dx = 0\}$, together with initial condition $X_0 \in H$.

We write $\theta = (\theta_0, \dots, \theta_K)^T$ for short and abbreviate $\theta_{1:K} = (\theta_1, \dots, \theta_K)$. Assume that $\theta \in \Theta$ for a suitable parameter space Θ , e.g. $\Theta = \mathbb{R}_+^K$. Here, W is a cylindrical Wiener process, and $B = \sigma(-\Delta)^{-\gamma}$ for some $\gamma > d/4$, $\sigma > 0$. Denote by $(\lambda_k)_{k \geq 0}$ the eigenvalues of $-\Delta$, ordered increasingly, with corresponding eigenfunctions $(\Phi_k)_{k \geq 0}$. It is well-known [Wey11, Shu01] that $\lambda_k \asymp \Lambda k^{2/d}$ for a constant $\Lambda > 0$. Let $P_N : H \rightarrow H$ the projection onto the span of the first N eigenfunctions, and set $X^N := P_N X$. We write $H^s := D((-\Delta)^{s/2})$ for the domain of $(-\Delta)^{s/2}$, $s \in \mathbb{R}$, and abbreviate $|\cdot|_s := |\cdot|_{H^s}$ for the norm on that space whenever convenient. We assume that the initial condition X_0 is regular enough, i.e. it satisfies $\mathbb{E}[|X_0|_s^p] < \infty$ for any $s \geq 0$, $p \geq 1$, without further mentioning it in the forthcoming statements. We will use the following general class of conditions with $s \geq 0$ in order to describe the regularity of X :

(A_s) For any $p \geq 1$, it holds

$$(6) \quad \mathbb{E} \left[\sup_{0 \leq t \leq T} |X_t|_s^p \right] < \infty.$$

Our standing assumption is that there is a unique solution X to (5) such that (A_0) holds. This is a general statement and can be derived e.g. under the assumptions from [LR15, Theorem 3.1.5].

2.1.1. *An Activator-Inhibitor Model.* An important example for our analysis is given by the following system of equations in $d \leq 2$ (cf. [FFAB20]):

$$(7) \quad dU_t = (D_U \Delta U_t + k_1 f(|U_t|_{L^2}, U_t) - k_2 V_t) dt + B dW_t,$$

$$(8) \quad dV_t = (D_V \Delta V_t + \epsilon(bU_t - V_t)) dt,$$

together with sufficiently smooth initial conditions. A detailed discussion of its relevance to cell biology is given in Section 3. Here, f is a bistable third-order polynomial $f(x, u) = u(u_0 - u)(u - a(x)u_0)$, and $a \in C_b^1(\mathbb{R}, \mathbb{R})$ is a bounded and continuously differentiable function with bounded derivative. The boundedness condition for a is not essential to the dynamics of U and can be realized in practice by a suitable cutoff function. For constant a we reobtain the stochastic FitzHugh-Nagumo system.

In this particular case, we can find a representation of the above type (5) as follows: Using the variation of constants formula, the solution V to (8) with initial condition $V_0 = 0$ can be written as $V_t = \epsilon b \int_0^t e^{(t-r)(D_V \Delta - \epsilon I)} U_r dr$. Inserting this representation into (7) yields the following reformulation

$$(9) \quad \begin{aligned} dU_t = & \left(D_U \Delta U_t + k_1 U_t (u_0 - U_t) (U_t - a u_0) \right. \\ & \left. - k_2 \epsilon b \int_0^t e^{(t-r)(D_V \Delta - \epsilon I)} U_r dr \right) dt + B dW_t \\ = & (\theta_0 \Delta U_t + \theta_1 F_1(U_t) + \theta_2 F_2(U_t) + \theta_3 F_3(U)(t)) dt + B dW_t \end{aligned}$$

of the activator-inhibitor model (7), (8) by setting $\theta_0 = D_U$, $\theta_1 = k_1 u_0 \bar{a}$, $\theta_2 = k_1$, $\theta_3 = k_2 \epsilon b$, $\bar{F} = 0$ for some $\bar{a} > 0$ and

$$(10) \quad F_1(U) = -\frac{a(|U|_{L^2})}{\bar{a}} U (u_0 - U),$$

$$(11) \quad F_2(U) = U^2 (u_0 - U),$$

$$(12) \quad F_3(U)(t) = -\int_0^t e^{(t-r)(D_V \Delta - \epsilon I)} U_r dr.$$

Here $e^{D_V \Delta - \epsilon I}$ is the semigroup generated by $D_V \Delta - \epsilon I$. Note that F_3 now depends on the whole trajectory of U , so that the resulting stochastic evolution equation (9) is no longer Markovian.

For the activator-inhibitor system (7), (8), we can verify well-posedness directly. For completeness, we state the optimal regularity results for both U and V , but our main focus lies on the observed variable $X = U$.

Proposition 1. *Let $\gamma > d/4$. Then there is a unique solution (U, V) to (7), (8). Furthermore, U satisfies (A_s) for any $s < 2\gamma - d/2 + 1$, and V satisfies (A_s) for any $s < 2\gamma - d/2 + 3$.*

The proof is deferred to Appendix A.

2.1.2. Basic Regularity Results. The nonlinear term F is assumed to satisfy (cf. [ACP20]):

$(F_{s,\eta})$ There is $b > 0$ and $\epsilon > 0$ such that

$$|(-\Delta)^{\frac{s-2+\eta+\epsilon}{2}} F_{\theta_{1:K}}(Y)|_{C(0,T;H)} \leq c(\theta_{1:K})(1 + |(-\Delta)^{\frac{s}{2}} Y|_{C(0,T;H)})^b$$

for $Y \in C(0, T; H^s)$, where c depends continuously on $\theta_{1:K}$.

In particular, if $F(Y)(t) = F(Y_t)$, this simplifies to

$$(13) \quad |F_{\theta_{1:K}}(Y)|_{s-2+\eta+\epsilon} \leq c(\theta_{1:K})(1 + |Y|_s)^b$$

for $Y \in H^s$. In order to control the regularity of X , we apply a splitting argument (see also [CGH11, PS20, ACP20]) and write $X = \bar{X} + \tilde{X}$, where \bar{X} is the solution to the linear SPDE

$$(14) \quad d\bar{X}_t = \theta_0 \Delta \bar{X}_t dt + B dW_t, \quad \bar{X}_0 = 0,$$

where W is the same cylindrical Wiener process as in (5), and \tilde{X} solves a random PDE of the form

$$(15) \quad d\tilde{X} = (\theta_0 \Delta \tilde{X}_t + F_{\theta_{1:K}}(\bar{X} + \tilde{X})(t)) dt, \quad \bar{X}_0 = X_0.$$

Lemma 2. *The process \bar{X} is Gaussian, and for any $p \geq 1$, $s < 2\gamma - d/2 + 1$:*

$$(16) \quad \mathbb{E} \left[\sup_{0 \leq t \leq T} |\bar{X}_t|_s^p \right] < \infty.$$

Proof. This is classical, see e.g. [DPZ14, LR15]. □

Proposition 3.

(1) *Let (A_s) and $(F_{s,\eta})$ hold. Then for any $p \geq 1$:*

$$(17) \quad \mathbb{E} \left[\sup_{0 \leq t \leq T} |\tilde{X}_t|_{s+\eta}^p \right] < \infty.$$

In particular, if $s + \eta < 2\gamma - d/2 + 1$, then $(A_{s+\eta})$ is true.

(2) Let $G : C(0, T; H) \supset D(G) \rightarrow C(0, T; H)$ be any function such that $(F_{s, \eta})$ holds for G . Then for $s < 2\gamma - d/2 + 1$ and $p \geq 1$:

$$(18) \quad \mathbb{E} \left[\sup_{0 \leq t \leq T} |G(X)(t)|_{s+\eta-2}^p \right] < \infty.$$

In particular,

$$(19) \quad \mathbb{E} \int_0^T |G(X)(t)|_{s+\eta-2}^2 dt < \infty.$$

Proof.

(1) For $t \in [0, T]$ and $\epsilon > 0$,

$$\begin{aligned} |\tilde{X}_t|_{s+\eta} &\leq |S(t)X_0|_{s+\eta} + \int_0^t |S(t-r)F_{\theta_{1:K}}(X)(t)|_{s+\eta} dr \\ &\leq |X_0|_{s+\eta} + \int_0^t (t-r)^{-1+\epsilon/2} |F_{\theta_{1:K}}(X)(t)|_{s-2+\eta+\epsilon} dr \\ &\leq |X_0|_{s+\eta} + \frac{2}{\epsilon} T^{\frac{\epsilon}{2}} \sup_{0 \leq t \leq T} |F_{\theta_{1:K}}(X)(t)|_{s-2+\eta+\epsilon} \\ &\leq |X_0|_{s+\eta} + \frac{2}{\epsilon} T^{\frac{\epsilon}{2}} c(\theta_{1:K}) (1 + |X|_{C(0, T; H^s)})^b, \end{aligned}$$

where $\theta_1, \dots, \theta_K$ are the true parameters. This implies (17). If $s + \eta < 2\gamma - d/2 + 1$, then a bound as in (17) holds for \bar{X} by Lemma 2, and the claim follows.

(2) This follows from

$$(20) \quad \mathbb{E} \left[\sup_{0 \leq t \leq T} |G(X)(t)|_{s+\eta-2}^p \right] \leq c \mathbb{E} \left[\left(1 + \sup_{0 \leq t \leq T} |X_t|_s \right)^{bp} \right] < \infty.$$

□

2.2. Statistical Inference: The General Model. The projected process $P_N X$ induces a measure \mathbb{P}_θ on $C(0, T; \mathbb{R}^N)$. Heuristically (see [LS77, Section 7.6.4]), we have the following representation for the density with respect to $\mathbb{P}_{\bar{\theta}}^N$ for an arbitrary reference parameter $\bar{\theta} \in \Theta$:

$$\begin{aligned} \frac{d\mathbb{P}_\theta^N}{d\mathbb{P}_{\bar{\theta}}^N}(X^N) &= \exp \left(-\frac{1}{\sigma^2} \int_0^T \langle (\theta_0 - \bar{\theta}_0) \Delta X_t^N + P_N(F_{\theta_{1:K}} - F_{\bar{\theta}_{1:K}})(X), (-\Delta)^{2\gamma} dX_t^N \rangle \right. \\ &\quad \left. + \frac{1}{2\sigma^2} \int_0^T \langle (\theta_0 - \bar{\theta}_0) \Delta X_t^N + P_N(F_{\theta_{1:K}} - F_{\bar{\theta}_{1:K}})(X), \right. \\ &\quad \left. (-\Delta)^{2\gamma} [(\theta_0 + \bar{\theta}_0) \Delta X_t^N + P_N(F_{\theta_{1:K}} + F_{\bar{\theta}_{1:K}})(X)] \rangle dt \right). \end{aligned}$$

By setting the score (i.e. the gradient with respect to θ of the log-likelihood) to zero, and by formally substituting the (fixed) parameter

γ by a (free) parameter α , we get the following maximum likelihood equations:

$$\begin{aligned} \hat{\theta}_0^N \int_0^T |(-\Delta)^{1+\alpha} X_t^N|_H^2 dt - \int_0^T \langle (-\Delta)^{1+2\alpha} X_t^N, P_N F_{\hat{\theta}_{1:K}^N}(X) \rangle dt \\ = - \int_0^T \langle (-\Delta)^{1+2\alpha} X_t^N, dX_t^N \rangle, \\ -\hat{\theta}_0^N \int_0^T \langle (-\Delta)^{1+2\alpha} X_t^N, \partial_{\theta_i} P_N F_{\hat{\theta}_{1:K}^N}(X) \rangle dt + \int_0^T \langle (-\Delta)^{2\alpha} P_N F_{\hat{\theta}_{1:K}^N}(X), \partial_{\theta_i} P_N F_{\hat{\theta}_{1:K}^N}(X) \rangle dt \\ = \int_0^T \langle (-\Delta)^{2\alpha} \partial_{\theta_i} P_N F_{\hat{\theta}_{1:K}^N}(X), dX_t^N \rangle. \end{aligned}$$

Any solution $(\hat{\theta}_0^N, \dots, \hat{\theta}_K^N)$ to these equations is a (joint) maximum likelihood estimator (MLE) for $(\theta_0, \dots, \theta_K)$. W.l.o.g. we assume that the MLE is unique, otherwise fix any solution. We are interested in the asymptotic behavior of this estimator as $N \rightarrow \infty$, i.e. as more and more spatial information (for fixed $T > 0$) is available. While identifiability of $\theta_1, \dots, \theta_K$ in finite time depends in general on additional structural assumptions on F , the diffusivity θ_0 is expected to be identifiable in time under mild assumptions. Indeed, the argument is similar to [CGH11, PS20], but we have to take into account the dependence of $\hat{\theta}_0^N$ on the other estimators $\hat{\theta}_1^N, \dots, \hat{\theta}_K^N$. Note that the likelihood equations give the following useful representation for $\hat{\theta}_0^N$:

$$(21) \quad \hat{\theta}_0^N = \frac{- \int_0^T \langle (-\Delta)^{1+2\alpha} X_t^N, dX_t^N \rangle + \int_0^T \langle (-\Delta)^{1+2\alpha} X_t^N, P_N F_{\hat{\theta}_{1:K}^N}(X) \rangle dt}{\int_0^T |(-\Delta)^{1+\alpha} X_t^N|_H^2 dt}.$$

Recall that a sequence of estimators $(\hat{\theta}^N)_{N \in \mathbb{N}}$ is *bounded in probability* resp. *tight* if $\sup_{N \in \mathbb{N}} \mathbb{P}(|\hat{\theta}^N| > M) \rightarrow 0$ as $M \rightarrow \infty$.

Theorem 4. *Assume that the likelihood equations are solvable for $N \geq N_0$, assume that $(\hat{\theta}_i^N)_{N \geq N_0}$ is bounded in probability for $i = 1, \dots, K$. Let $\alpha > \gamma - d/4 - 1/2$ and $\eta, s_0 > 0$ such that (A_s) and $(F_{s,\eta})$ are true for any $s_0 \leq s < 2\gamma + 1 - d/2$. Then the following is true:*

- (1) $\hat{\theta}_0^N$ is a consistent estimator for θ_0 , i.e. $\hat{\theta}_0^N \xrightarrow{\mathbb{P}} \theta_0$.
- (2) If $\eta \leq 1 + d/2$, then $N^r(\hat{\theta}_0^N - \theta_0) \xrightarrow{\mathbb{P}} 0$ for any $r < \eta/d$.
- (3) If $\eta > 1 + d/2$, then

$$(22) \quad N^{\frac{1}{2} + \frac{1}{d}}(\hat{\theta}_0^N - \theta_0) \xrightarrow{d} \mathcal{N}(0, V),$$

with $V = 2\theta_0(4\alpha - 4\gamma + d + 2)^2 / (Td\Lambda^{2\alpha-2\gamma+1}(8\alpha - 8\gamma + d + 2))$.

Lemma 5. *Let $\alpha > \gamma - d/4 - 1/2$, let further $\eta, s_0 > 0$ such that (A_s) and $(F_{s,\eta})$ are true for $s_0 \leq s < 2\gamma + 1 - d/2$. Then*

$$(23) \quad \int_0^T |(-\Delta)^{1+\alpha} X_t^N|_H^2 dt \asymp \mathbb{E} \int_0^T |(-\Delta)^{1+\alpha} \bar{X}_t^N|_H^2 dt$$

$$(24) \quad \asymp C_\alpha N^{\frac{2}{d}(2\alpha-2\gamma+1)+1}$$

in probability, with

$$(25) \quad C_\alpha = \frac{T\Lambda^{2\alpha-2\gamma+1}d}{2\theta(4\alpha-4\gamma+2+d)}.$$

Proof. Using Proposition 3 (i), the proof is exactly as in [PS20, Proposition 4.6]. \square

Proof of Theorem 4. Using (21), the proof works exactly as in [PS20]. Denote by $\hat{\theta}_0^{\text{full},N}$ the estimator which is given by (21) if the $\hat{\theta}_1^N, \dots, \hat{\theta}_K^N$ are substituted by the true values $\theta_1, \dots, \theta_K$. By plugging in the dynamics (5), we can write

$$(26) \quad \hat{\theta}_0^{\text{full},N} - \theta_0 = -c_N \frac{\int_0^T \langle (-\Delta)^{1+2\alpha-\gamma} X_t^N, dW_t^N \rangle}{\sqrt{\int_0^T |(-\Delta)^{1+2\alpha-\gamma} X_t^N|_H^2 dt}}.$$

with

$$c_N = \frac{\sqrt{\int_0^T |(-\Delta)^{1+2\alpha-\gamma} X_t^N|_H^2 dt}}{\int_0^T |(-\Delta)^{1+\alpha} X_t^N|_H^2 dt}.$$

By Lemma 5, the rescaled prefactor $c_N N^{1/2+1/d}$ converges in probability to $\sqrt{C_{2\alpha-\gamma}/C_\alpha}$. The second factor converges in distribution to a standard normal distribution $\mathcal{N}(0, 1)$ by the central limit theorem for local martingales (see [LS89, Theorem 5.5.4 (I)], [JS03, Theorem VIII.4.17]). This proves (22) for $\hat{\theta}_0^{\text{full},N}$. To conclude, we bound the bias term depending on $\hat{\theta}_1^N, \dots, \hat{\theta}_K^N$ as follows, using $|P_N Y|_{s_2} \leq \lambda_N^{(s_2-s_1)/2} |P_N Y|_{s_1}$ for $s_1 < s_2$: Let $\delta > 0$. Then

$$\begin{aligned} & \int_0^T \langle (-\Delta)^{1+2\alpha} X_t^N, P_N F_{\hat{\theta}_{1:K}^N}(X) \rangle dt \\ & \leq \left(\int_0^T |(-\Delta)^{1+\alpha} X_t^N|_H^2 dt \right)^{\frac{1}{2}} \left(\int_0^T |(-\Delta)^\alpha P_N F_{\hat{\theta}_{1:K}^N}(X)|_H^2 dt \right)^{\frac{1}{2}} \\ & \lesssim N^{\frac{1}{d}(2\alpha-2\gamma+1)+\frac{1}{2}} \left(\int_0^T |(-\Delta)^\alpha P_N F_{\hat{\theta}_{1:K}^N}(X)|_H^2 dt \right)^{\frac{1}{2}} \\ & \lesssim N^{\frac{2}{d}(2\alpha-2\gamma+1)+1-\frac{\eta-\delta}{d}} \left(\int_0^T |(-\Delta)^{\gamma+\frac{1}{2}-\frac{d}{4}-1+\frac{\eta-\delta}{2}} P_N F_{\hat{\theta}_{1:K}^N}(X)|_H^2 dt \right)^{\frac{1}{2}}, \end{aligned}$$

so using $(F_{2\gamma+1-d/2-\delta,\eta})$,

$$\frac{\int_0^T \langle (-\Delta)^{1+2\alpha} X_t^N, P_N F_{\hat{\theta}_{1:K}^N}(X) \rangle dt}{\int_0^T |(-\Delta)^{1+\alpha} X_t^N|_H^2 dt} \lesssim c(\hat{\theta}_{1:K}^N) N^{-(\eta-\delta)/d}$$

As $c(\hat{\theta}_{1:K}^N)$ is bounded in probability and $\delta > 0$ is arbitrarily small, the claim follows. The remaining term involving the true parameters $\theta_1, \dots, \theta_K$ is similar. This concludes the proof. \square

It is clear that a Lipschitz condition on F with respect to $\theta_{1:K}$ allows to bound $\hat{\theta}_0^N - \hat{\theta}_0^{\text{full},N}$ in terms of $|\hat{\theta}_{1:K}^N - \theta_{1:K}| N^{-(\eta-\delta)/d}$ for $\delta > 0$, using the notation from the previous proof. In this case, consistency of $\hat{\theta}_i^N$, $i = 1, \dots, K$, may improve the rate of convergence of $\hat{\theta}_0^N$. However, as noted before, in general we cannot expect $\hat{\theta}_i^N$, $i = 1, \dots, K$, to be consistent as $N \rightarrow \infty$.

2.3. Statistical Inference: The Linear Model. We put particular emphasis on the case that the nonlinearity F depends linearly on its parameters:

$$(27) \quad dX_t = \left(\theta_0 \Delta X_t + \sum_{i=0}^K \theta_i F_i(X) + \bar{F}(X) \right) dt + B dW_t.$$

This model includes the FitzHugh-Nagumo system in the form (9). We state an additional verifiable condition, depending on the contrast parameter $\alpha \in \mathbb{R}$, which guarantees that the likelihood equations are well-posed, amongst others.

(L_α) The terms $F_1(Y), \dots, F_K(Y)$ are well-defined and linearly independent in $L^2(0, T; H^{2\alpha})$ for every non-constant $Y \in C(0, T; C(\mathcal{D}))$.

In particular, condition (L_α) implies for $i = 1, \dots, K$ that

$$(28) \quad \int_0^T |(-\Delta)^\alpha F_i(X)|_H^2 dt > 0.$$

The maximum likelihood equations for the linear model (27) simplify to

$$(29) \quad A_N(X) \hat{\theta}^N(X) = b_N(X),$$

where

$$(30) \quad A_N(X)_{0,0} = \int_0^T |(-\Delta)^{1+\alpha} X_t^N|_H^2 dt,$$

$$(31) \quad A_N(X)_{0,i} = A_N(X)_{i,0} = - \int_0^T \langle (-\Delta)^{1+2\alpha} X_t^N, P_N F_i(X) \rangle dt,$$

$$(32) \quad A_N(X)_{i,j} = \int_0^T \langle (-\Delta)^{2\alpha} P_N F_i(X), P_N F_j(X) \rangle dt$$

for $i, j = 1, \dots, K$, and

(33)

$$b_N(X)_0 = - \int_0^T \langle (-\Delta)^{1+2\alpha} X_t^N, dX_t^N \rangle + \int_0^T \langle (-\Delta)^{1+2\alpha} X_t^N, P_N \bar{F}(X) \rangle dt,$$

(34)

$$b_N(X)_i = \int_0^T \langle (-\Delta)^{2\alpha} P_N F_i(X), dX_t^N \rangle - \int_0^T \langle (-\Delta)^{2\alpha} P_N F_i(X), P_N \bar{F}(X) \rangle dt$$

for $i = 1, \dots, K$.

In order to apply Theorem 4, we have to prove that the estimators $\hat{\theta}_1^N, \dots, \hat{\theta}_K^N$ are bounded in probability. Thus, the goal of this section is to prove:

Proposition 6. *In the setting of this section, let $\eta, s_0 > 0$ such that (A_s) and $(F_{s,\eta})$ are true for $s_0 \leq s < 2\gamma + 1 - d/2$. For $\gamma - d/4 - 1/2 < \alpha \leq (\gamma - d/4 - 1/2 + \eta/2) \wedge (\gamma - d/8 - 1/4 + \eta/4)$, let (L_α) be true. Then the $\hat{\theta}_i^N$, $i = 0, \dots, K$, are bounded in probability.*

We note that the upper bound on α can be relaxed in general, depending on the exact asymptotic behaviour of $A_N(X)_{i,i}$, $i = 1, \dots, K$. Proposition 6 together with Theorem 4 gives conditions for $\hat{\theta}_0^N$ to be consistent and asymptotically normal in the linear model (27). In particular, we immediately get for the activator-inhibitor model (7), (8), as the linear independency condition (L_α) is trivially satisfied and η can be chosen arbitrarily close to 2:

Theorem 7. *Let $\gamma > d/4$. Then $\hat{\theta}_0^N$ has the following properties in the activator-inhibitor model (7), (8):*

- (1) *In $d = 1$, let $\gamma - 3/4 < \alpha < \gamma + 1/4$. Then $\hat{\theta}_0^N$ is a consistent estimator for θ_0 , which is asymptotically normal as in (22).*
- (2) *In $d = 2$, let $\gamma - 1 < \alpha < \gamma$. Then $\hat{\theta}_0^N$ is a consistent estimator for θ_0 with optimal convergence rate, i.e. $N^r(\hat{\theta}_0^N - \theta_0) \xrightarrow{\mathbb{P}} 0$ for any $r < 1$.*

The rest of this section is devoted to proving Proposition 6. The next statement characterizes the rate of $\det(A_N(X))$. While there is a trivial upper bound $\det(A_N(X)) \lesssim a_N f_1^N \dots f_K^N$ obtained by the Cauchy-Schwarz inequality, the corresponding lower bound requires more work. Our argument is geometric in nature: A Gramian matrix measures the (squared) volume of a parallelepiped spanned by the vectors defining the matrix. The argument takes place in the separable Hilbert space $L^2(0, T; H^{2\alpha})$, and we find a (uniform in N) lower bound on the $(K + 1)$ -dimensional volume of the parallelepiped spanned by $P_N(-\Delta)X, P_N F_1(X), \dots, P_N F_K(X)$. While the latter K components (and thus their K -dimensional volume) converge, the first component

gets eventually orthogonal to the others as N grows. This is formalized as follows:

Lemma 8. *Let $\eta, s_0 > 0$ such that (A_s) and $(F_{s,\eta})$ are true for $s_0 \leq s < 2\gamma + 1 - d/2$. Let $\gamma - d/4 - 1/2 < \alpha \leq \gamma - d/4 - 1/2 + \eta/2$. Under assumption (L_α) , we have*

$$(35) \quad \det(A_N(X)) \gtrsim a_N f_1^N \dots f_K^N.$$

In particular, $A_N(X)$ is invertible if N is large enough.

A similar argument can be found in [Hue93, Proposition 3.1] for linear SPDEs.

Proof. The argument is pathwise, so we fix a realization of X . We abbreviate $\langle \cdot, \cdot \rangle_\alpha := \langle \cdot, \cdot \rangle_{L^2(0,T;H^{2\alpha})}$ and $\|\cdot\|_\alpha := \|\cdot\|_{L^2(0,T;H^{2\alpha})}$, further we write $F_0(X) = \Delta X$ in order to unify notation. By a simple normalization procedure, it suffices to show that

$$(36) \quad \liminf_{N \rightarrow \infty} \det \left(\left(\left\langle \frac{P_N F_i(X)}{\|P_N F_i(X)\|_\alpha}, \frac{P_N F_j(X)}{\|P_N F_j(X)\|_\alpha} \right\rangle_\alpha \right)_{i,j=0,\dots,K} \right) > 0.$$

Let $\epsilon > 0$ and choose $N_0, N_1 \in \mathbb{N}$ with $N_0 \leq N_1$ such that:

- $\|P_N F_i(X) - F_i(X)\|_\alpha < \epsilon \|F_i(X)\|_\alpha$ and $\|F_i(X)\|_\alpha / \|P_N F_i(X)\|_\alpha < 2$ for $i = 1, \dots, K$ and $N \geq N_0$. This is possible due to $\alpha \leq \gamma - d/4 - 1/2 + \eta/2$.
- $\|P_{N_0} F_0(X) / \|P_N F_0(X)\|_\alpha\|_\alpha < \epsilon$ for $N \geq N_1$. This is possible as $\|P_N F_0(X)\|_\alpha$ diverges due to $\alpha > \gamma - d/4 - 1/2$.

Now one performs a Laplace expansion of (36) in the first column. Each entry of the matrix in (36) can be bounded by 1 trivially, but we can say more:

$$\begin{aligned} \left| \left\langle \frac{P_N F_0(X)}{\|P_N F_0(X)\|_\alpha}, \frac{P_N F_i(X)}{\|P_N F_i(X)\|_\alpha} \right\rangle_\alpha \right| &\leq \left| \left\langle \frac{P_{N_0} F_0(X)}{\|P_{N_0} F_0(X)\|_\alpha}, \frac{P_{N_0} F_i(X)}{\|P_{N_0} F_i(X)\|_\alpha} \right\rangle_\alpha \right| \\ &\quad + \left| \left\langle \frac{(P_N - P_{N_0}) F_0(X)}{\|P_N F_0(X)\|_\alpha}, \frac{(P_N - P_{N_0}) F_i(X)}{\|P_N F_i(X)\|_\alpha} \right\rangle_\alpha \right| \\ &\leq \left\| \frac{P_{N_0} F_0(X)}{\|P_{N_0} F_0(X)\|_\alpha} \right\|_\alpha + \left\| \frac{(I - P_{N_0}) F_i(X)}{\|P_N F_i(X)\|_\alpha} \right\|_\alpha \\ &\leq \epsilon + 2\epsilon \end{aligned}$$

for $N \geq N_1$ with $i = 1, \dots, K$, where we used the Cauchy-Schwarz inequality and the choice of N_0, N_1 . Consequently, in order for (36) to be true, it suffices to show for the $(0,0)$ -minor:

$$(37) \quad \liminf_{N \rightarrow \infty} \det \left(\left(\left\langle \frac{P_N F_i(X)}{\|P_N F_i(X)\|_\alpha}, \frac{P_N F_j(X)}{\|P_N F_j(X)\|_\alpha} \right\rangle_\alpha \right)_{i,j=1,\dots,K} \right) > 0.$$

By (L_α) , we have

$$(38) \quad \det \left(\left(\left\langle \frac{F_i(X)}{\|F_i(X)\|_\alpha}, \frac{F_j(X)}{\|F_j(X)\|_\alpha} \right\rangle_\alpha \right)_{i,j=1,\dots,K} \right) > 0,$$

so (37) holds true by continuity for $i = 1, \dots, K$. \square

Proof of Proposition 6. We formally write $F_0(X) = \Delta X$ in order to unify notation. By plugging in the dynamics of X , we see that for $i = 0, \dots, K$,

$$(39) \quad b_N(X)_i = \int_0^T \langle (-\Delta)^{2\alpha-\gamma} P_N F_i(X), dW_t^N \rangle + \sum_{k=0}^K \theta_k A_N(X)_{i,k}.$$

Thus, with $\bar{b}_N(X)_i = \int_0^T \langle (-\Delta)^{2\alpha-\gamma} P_N F_i(X), dW_t^N \rangle$ and $\theta = (\theta_0, \dots, \theta_K)^T$, this read as

$$(40) \quad A_N(X) \hat{\theta}^N(X) = \bar{b}_N(X) + A_N(X) \theta,$$

i.e.

$$(41) \quad \hat{\theta}^N - \theta = A_N^{-1}(X) \bar{b}_N(X).$$

Using the explicit representation for the inverse matrix $A_N(X)^{-1}$, we have

$$(42) \quad \hat{\theta}_j^N - \theta_j = \frac{1}{\det(A_N(X))} \sum_{i=0}^K (-1)^{i+j} \det(\bar{A}_N^{(i,j)}(X)) \bar{b}_N(X)_i,$$

where $\bar{A}_N^{(i,j)}(X)$ results from $A_N(X)$ by erasing the i th row and the j th column. We abbreviate $a_i^N := A_N(X)_{i,i}$ for $i = 0, \dots, K$. Remember that by Lemma 5, $a_0^N \asymp C_\alpha N^{\frac{2}{d}(2\alpha-2\gamma+1)+1}$. Further, due to $\alpha \leq \gamma - d/4 - 1/2 + \eta/2$, $a_i^N/a_0^N \rightarrow 0$ in probability for all $i = 1, \dots, K$. Now, by the Cauchy-Schwarz inequality, each summand in the numerator can be bounded by terms of the form

$$(43) \quad \prod_{k=0}^K a_k^N \frac{|\bar{b}_N(X)_i|}{\sqrt{a_i^N a_j^N}}$$

for $i, j = 0, \dots, K$. Thus, by Lemma 8, in order to prove the claim it remains to find a uniform bound in probability for the terms $|\bar{b}_N(X)_i|/\sqrt{a_i^N a_j^N}$. Now,

$$(44) \quad \mathbb{E}[\bar{b}_N(X)_i^2] = \mathbb{E} \left[\left(\int_0^T \langle (-\Delta)^{2\alpha-\gamma} P_N F_i(X), dW_t^N \rangle \right)^2 \right]$$

$$(45) \quad = \mathbb{E} \left[\int_0^T |(-\Delta)^{2\alpha-\gamma} P_N F_i(X)|_H^2 dt \right] < \infty,$$

as $\alpha < \gamma - d/8 - 1/4 + \eta/4$. Further, $(a_0^N)^{-1/2}$ converges to zero in probability, while $(a_i^N)^{-1/2}$ converges to a positive constant for $i = 1, \dots, K$. The claim follows. \square

3. APPLICATION TO ACTIVATOR-INHIBITOR MODELS OF ACTIN DYNAMICS

The actin cytoskeleton is a dense polymer meshwork at the inner face of the plasma membrane that determines the shape and mechanical stability of a cell. Due to the continuous polymerization and depolymerization of the actin filaments, it displays a dynamic network structure that generates complex spatiotemporal patterns. These patterns are the basis of many essential cellular functions, such as endocytic processes, cell shape changes, and cell motility [BBPSP14]. The dynamics of the actin cytoskeleton is controlled and guided by upstream signaling pathways, which are known to display typical features of nonequilibrium systems, such as oscillatory instabilities and the emergence of traveling wave patterns [DBE⁺17, BK17]. Here we use giant cells of the social amoeba *D. discoideum* that allow us to observe these cytoskeletal patterns over larger spatial domains [GEW⁺14]. Depending on the genetic background and the developmental state of the cells, different types of patterns emerge in the cell cortex. In particular, pronounced actin wave formation is observed as the consequence of a mutation in the upstream signaling pathway — a knockout of the RasG-inactivating RasGAP NF1 - which is present for instance in the commonly used laboratory strain AX2 [VWB⁺16]. Giant cells of the NF1 knockout mutant thus provide a well-suited setting to study the dynamics of actin waves and their impact on cell shape and division [FFAB20].

In Figure 1A and B, we show a normal-sized and a giant *D. discoideum* in the wave-forming regime for comparison. Images were recorded by confocal laser scanning microscopy and display the distribution of mRFP-LimE Δ , a fluorescent marker for filamentous actin, in the cortex at the substrate-attached bottom membrane of the cell. As individual actin filaments are not resolved by this method, the intensity of the fluorescence signal reflects the local cortical density of filamentous actin. Rectangular subsections of the inner part of the cortex of giant cells as displayed in panel (C) were used for data analysis in Section 4.

Many aspects of subcellular dynamical patterns have been addressed by reaction-diffusion models. While some models rely on detailed molecular approaches [BAB08, DBE⁺17], others have focused on specific parts of the upstream signaling pathways, such as the phosphatidylinositol lipid signaling system [ASM⁺10] or Ras signaling [FMU19]. To describe wave patterns in the actin cortex of giant *D. discoideum* cells, the noisy FitzHugh-Nagumo type reaction-diffusion system (3), (4), combined with a dynamic phase field, has been recently proposed [FFAB20].

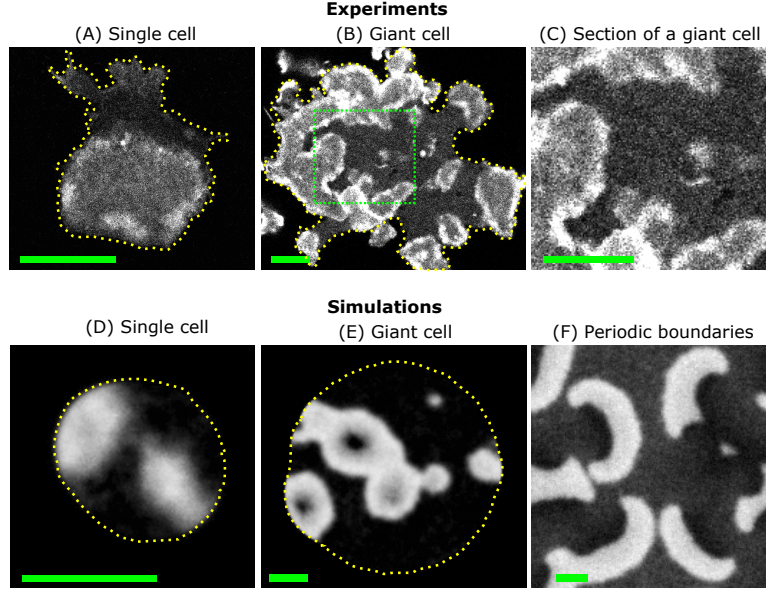


FIGURE 1. Actin waves in experiments (top) and model simulations (bottom). (A) Normal-sized cell with a circular actin wave. (B) Giant cell with several fragmented actin waves. (C) Subsection of the cortical area of the giant cell shown in (B), indicated as dotted green rectangle. Experimental images are confocal microscopy recordings of mRFP-LimE Δ expressing *D. discoideum* AX2 cells, see [GEW⁺14]. (Bottom) Simulations of the stochastic reaction-diffusion model (3), (4) in a (D) small and (E) large domain, defined by a dynamically evolving phase field and (F) with periodic boundary conditions. For details on the phase field simulations, see [FFAB20]. (Scale bars, 10 μ m) Details on the numerical implementation can be found in Appendix B.

In contrast to the more detailed biochemical models, the structure of this model is rather simple. Waves are generated by noisy bistable/excitable kinetics with an additional control of the total amount of activator U . This constraint dynamically regulates the amount of U around a constant level in agreement with the corresponding biological restrictions. Elevated levels of the activator represent typical cell front markers, such as active Ras, PIP3, Arp2/3, and freshly polymerized actin that are also concentrated in the inner part of actin waves. On the other hand, markers of the cell back, such as PIP2, myosin II, and cortexillin, correspond to low values of U and are found outside the wave area [SDGE⁺09]. Tuning of the parameter b allows to continuously shift from bistable to excitable dynamics, both of which are observed in experiments with *D. discoideum* cells. In Figure 1D-F, the results

of numerical simulations of this model are displayed. Examples for bounded domains that correspond to normal-sized and giant cells are shown, as well as results with periodic boundary conditions that were used in the subsequent analysis.

Model parameters, such as the diffusivities, are typically chosen in an *ad hoc* fashion to match the speed of intracellular waves with the experimental observations. The approach introduced in Section 2 now allows us to estimate diffusivities from data in a more rigorous manner. On the one hand, we may test the validity of our method on *in silico* data of model simulations, where all parameters are predefined. On the other hand, we can apply our method to experimental data, such as the recordings of cortical actin waves displayed in Figure 1. This will yield an estimate of the diffusivity of the activator U , as dense areas of filamentous actin reflect increased concentrations of activatory signaling components. Note, however, that the estimated value of D_U should not be confused with the molecular diffusivity of a specific signaling molecule. It rather reflects an effective value that includes the diffusivities of many activatory species of the signaling network and is furthermore affected by the specific two-dimensional setting of the model that neither includes the kinetics of membrane attachment/detachment nor the three-dimensional cytosolic volume.

4. DIFFUSIVITY ESTIMATION ON SIMULATED AND REAL DATA

In this section we apply the methods from Section 2 to synthetic data obtained from a numerical simulation and to cell data stemming from experiments as described in Section 3. We follow the formalism from Theorem 4 and perform a Fourier decomposition on each data set. If we set $\phi_k(x) = \cos(2\pi kx)$ for $k \leq 0$ and $\phi_k(x) = \sin(2\pi kx)$ for $k > 0$, then $\Phi_{k,l}(x, y) = \phi_k(x/L_1)\phi_l(y/L_2)$, $k, l \in \mathbb{Z}$, form an eigenbasis for $-\Delta$ on the rectangular domain $\mathcal{D} = [0, L_1] \times [0, L_2]$. The corresponding eigenvalues are given by $\lambda_{k,l} = 4\pi^2((k/L_1)^2 + (l/L_2)^2)$. As before, we choose an ordering $((k_N, l_N))_{N \in \mathbb{N}}$ of the eigenvalues (excluding $\lambda_{0,0} = 0$) such that $\lambda_N = \lambda_{k_N, l_N}$ is increasing.

In the sequel, we will use different versions of $\hat{\theta}_0^N$ which correspond to different model assumptions on the reaction term F , concerning both the effects included in the model and a priori knowledge on the parametrization. While all of these estimators enjoy the same asymptotic properties as $N \rightarrow \infty$, it is reasonable to expect that they exhibit huge qualitative differences for fixed $N \in \mathbb{N}$, depending on how much knowledge on the generating dynamics is incorporated. In order to describe the model nonlinearities that we presume, we use the notation F_1, F_2, F_3 as in (10), (11), (12). As a first simplification, we substitute

F_1 by \tilde{F}_1 given by

$$(46) \quad \tilde{F}_1(U) = -U(u_0 - U)$$

in all estimators below. This corresponds to an approximation of the function a by an effective average value $\bar{a} > 0$. While this clearly does not match full model, we will see that it does not pose a severe restriction as $a(U)$ tends to stabilize in the simulation. Recall the explicit representation (21) of $\hat{\theta}_0^N$. As before, K is the number of nuisance parameters appearing in the nonlinear term F . We construct the following estimators which capture qualitatively different model assumptions:

- (1) The *linear estimator* $\hat{\theta}_0^{\text{lin},N}$ results from presuming $K = 0$ and $F = 0$.
- (2) The *polynomial* or *Schlögl estimator* $\hat{\theta}_0^{\text{pol},N}$, where $K = 0$ and

$$\begin{aligned} F(u) &= k_1 u(u_0 - u)(u - \bar{a}u_0) \\ &= -k_1 \bar{a}u_0 u(u_0 - u) + k_1 u^2(u_0 - u) \\ &= \theta_1 \tilde{F}_1(u) + \theta_2 F_2(u) \end{aligned}$$

for known constants $k_1, u_0, \bar{a} > 0$, $\theta_1 = k_1 u_0 \bar{a}$, $\theta_2 = k_1$. The corresponding SPDE (5) is called stochastic Nagumo equation or stochastic Schlögl equation and arises as the limiting case $\epsilon \rightarrow 0$ of the stochastic FitzHugh-Nagumo system.

- (3) The *full* or *FitzHugh-Nagumo estimator* $\hat{\theta}_0^{\text{full},N}$, where $K = 0$ and

$$(47) \quad \begin{aligned} F(u) &= k_1 u(u_0 - u)(u - \bar{u}_0) - k_2 v \\ &= \theta_1 \tilde{F}_1(u) + \theta_2 F_2(u) + \theta_3 F_3(u) \end{aligned}$$

with $\theta_1 = k_1 u_0 \bar{a}$, $\theta_2 = k_1$ and $\theta_3 = k_2 \epsilon b$, where v is given by $v_t = \int_0^t e^{(t-r)(D_V \Delta - \epsilon I)} u_r dr$. As before, $k_1, k_2, u_0, \bar{a}, D_v, \epsilon > 0$ are known.

Furthermore, we modify $\hat{\theta}_0^{\text{full},N}$ in order to estimate different subsets of model parameters at the same time. We use the notation $\hat{\theta}_0^{i,N}$, where i is the number of simultaneously estimated parameters. More precisely, we set $\hat{\theta}_0^{1,N} = \hat{\theta}_0^{\text{full},N}$, and additionally:

- (1) The estimator $\hat{\theta}_0^{2,N}$ results from $K = 1$ and F_{θ_1} given by (47) for known $\theta_2, \theta_3 > 0$. This corresponds to an unknown \bar{a} .
- (2) The estimator $\hat{\theta}_0^{3,N}$ results from $K = 2$ and F_{θ_1, θ_2} given by (47). Only θ_3 is known.
- (3) The estimator $\hat{\theta}_0^{4,N}$ results from $K = 3$ and $F_{\theta_1, \theta_2, \theta_3}$ given by (47). All three parameters $\theta_1, \theta_2, \theta_3$ are unknown.

In all estimators in this section we set $\alpha = 0$. This is a reasonable choice if the driving noise in (7), (8) is close to white noise.

It is worth to note that $\hat{\theta}_0^{\text{lin},N}$ is invariant under rescaling the intensity of the data, i.e. substituting X by cX , $c > 0$. This has the advantage

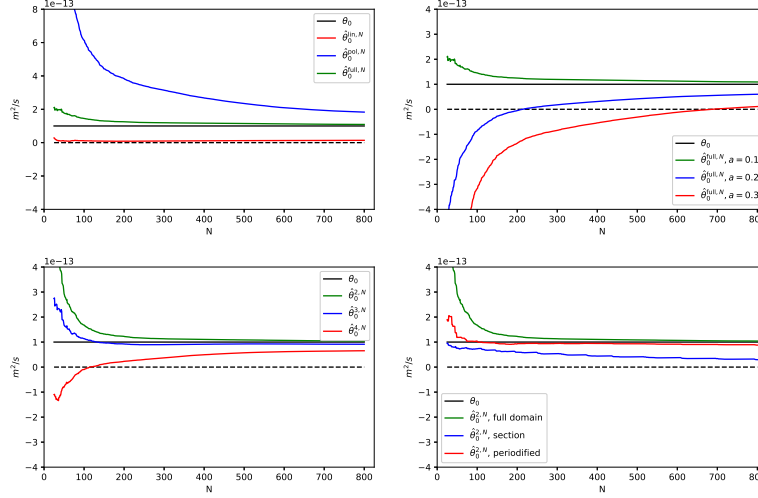


FIGURE 2. Performance of diffusivity estimators on simulated data under different model assumptions in the spatial high-frequency regime. Solid black line is plotted at the true parameter $\theta_0 = 1 \times 10^{-13}$, dashed black line is plotted at zero. In all displays, we restrict to $N \geq 25$ in order to avoid artefacts stemming from low resolution.

that we do not need to know the physical units of the data. While this is a desirable property, the fact that nonlinear reaction terms are not taken into account may outweigh this advantage, see the discussion in Section 4.1: Even if the model specific correction terms in (21) vanish asymptotically, their effect on the estimator may be huge in the non-asymptotic regime, especially at low resolution level.

4.1. Performance on Synthetic Data. First, we study the performance of the mentioned estimators on simulations. The numerical scheme is specified in Appendix B. While we have perfect knowledge on the dynamical system which generates the data in this setting, it is revelatory to compare the different versions of $\hat{\theta}_0^N$ which correspond to varying levels of model misspecification. The simulation shows that $a(|U_t|_{L^2})$ stabilizes at a value slightly larger than 0.1. We demonstrate the effect of qualitatively different model assumptions on our method in Figure 2 (top left) by comparing the performance of $\hat{\theta}_0^{\text{lin},N}$, $\hat{\theta}_0^{\text{pol},N}$ and $\hat{\theta}_0^{\text{full},N}$. The result can be interpreted as follows: As $\hat{\theta}_0^{\text{lin},N}$ does not see any information on the wave fronts, the steep gradient at the transition phase leads to a low diffusivity estimate. On the other hand, $\hat{\theta}_0^{\text{pol},N}$ incorporates knowledge on the wave fronts as they appear in the Schlögl model, but the decay in concentration due to the presence of the inhibitor is mistaken as additional diffusion. Finally, $\hat{\theta}_0^{\text{full},N}$ contains sufficient information on the dynamics to give a precise estimate.

In Figure 2 (top right), we show the effect of wrong a priori assumptions on \bar{a} in $\hat{\theta}_0^{\text{full},N}$. Even for $N = 800$, the precision of $\hat{\theta}_0^{\text{full},N}$ clearly depends on the choice of \bar{a} . Remember that there is no true \bar{a} in the underlying model, rather, \bar{a} serves as an approximation for $a(|U_t|_{L^2})$. Better results can be achieved with $\hat{\theta}_0^{2,N}$, $\hat{\theta}_0^{3,N}$ and $\hat{\theta}_0^{4,N}$, see Figure 2 (bottom left): $\hat{\theta}_0^{2,N}$ has no knowledge on \bar{a} and recovers the diffusivity precisely, and even $\hat{\theta}_0^{4,N}$ performs better than the misspecified $\hat{\theta}_0^{\text{full},N}$ from the top right panel of Figure 2.

4.2. Discussion of the periodic boundary. In Figure 2 (bottom right) we sketch how the assumption of periodic boundary conditions influence influences the estimate. While $\hat{\theta}_0^{2,N}$ works very well on the full domain of 200×200 pixels with periodic boundary conditions, it decays rapidly if we just use a square section of 75×75 pixels. In fact, the boundary conditions are not satisfied on that square section. This leads to the presence of discontinuities at the boundary. These discontinuities, if interpreted as steep gradients, lower the observed diffusivity. Hence, a first guess to improve the quality is to mirror the square section along each axis and glue the results together. In this manner we construct a domain with 150×150 pixels, on which $\hat{\theta}_0^{2,N}$ performs well. We emphasize that while this periodification procedure is a natural approach, its performance will depend on the specific situation, because the dynamics at the transition edges will still not obey the true underlying dynamics. Furthermore, by modifying the data set as explained, we change its resolution, and consequently, a different amount of spectral information may be included into $\hat{\theta}_0^{2,N}$ for interpretable results.

4.3. Performance on Real Data. A description of the experimental setup can be found in Appendix B. In order to apply the estimators from the previous section, further preprocessing is needed, as the concentration is given in grey values ranging from 0 to 255. Before performing the estimation procedure, we standardize this range to $[0, u_0]$, $u_0 = 1$, in order to match the stable fixed points of the bistable polynomial f . Note that this is necessary for all estimators except $\hat{\theta}_0^{\text{lin},N}$. In Figure 3 (top left) the behaviour of four of the estimators on a sample cell is shown. Interestingly, the model-free linear estimator $\hat{\theta}_0^{\text{lin},N}$ is close to $\hat{\theta}_0^{3,N}$ and $\hat{\theta}_0^{4,N}$, which impose very specific model assumptions. This pattern can be observed across different cell data sets. In particular, this is notably different from the performance of these three estimators on synthetic data. This discrepancy seems to indicate that the lower order reaction terms in the activator-inhibitor model are not fully consistent with the information contained in the experimental data. This can have several reasons, for example, it is possible that a more detailed model reduction of the known signalling

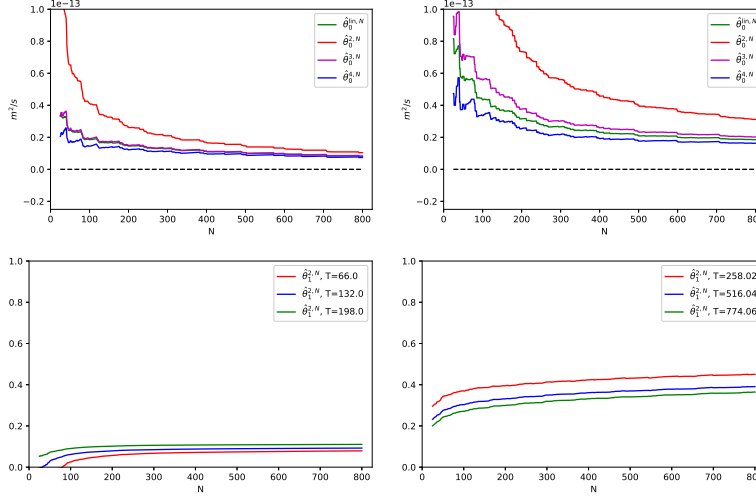


FIGURE 3. In all displays, we restrict to $N \geq 25$ in order to avoid artefacts stemming from low resolution. **(top)** Performance of different diffusivity estimators on cell data (top left) and periodified cell data (top right). Dashed black line is plotted at zero. **(bottom)** Estimation of the reaction parameter θ_1 on simulated data (bottom left) and cell data (bottom right). All times are given in seconds.

pathway inside the cell is needed. On the contrary, $\hat{\theta}_0^{2,N}$ seems to be comparatively rigid in its a priori choices for θ_2 and θ_3 , but eventually approaches the other estimators. Variations in the value of u_0 have an impact on the results for small N but not on the asymptotic behaviour. In Figure 3 (top right), the cell from Figure 3 (top left) is periodified before evaluating the estimators. As expected from the discussion in Section 4.2, the estimates rise, but the order of magnitude does not change drastically.

4.4. Estimating θ_1 . When solving the linear MLE equations in order to obtain $\hat{\theta}_0^{2,N}$, we simultaneously get an estimate $\hat{\theta}_1^{2,N}$ for $\theta_1 = k_1 u_0 \bar{a}$. Note that $u_0 = 1$ by convention, and $\theta_2 = k_1 = 1$ is treated as known quantity in this case. Thus, θ_1 is expected to contain information on \bar{a} . In Figure 3 (bottom) we show the results for $\hat{\theta}_1^{1,N}$ for simulated data (bottom left) and a cell data sample (bottom right). Note that in general, we cannot expect the precision of $\hat{\theta}_1^{2,N}$ to increase as N grows, because the reaction term is of order zero. However, it is informative to consider also the large time regime $T \rightarrow \infty$, i.e. to include more and more frames to the estimation procedure. In the case of simulated data, the effective value \bar{a} is recovered rather precisely, even for small T , with increasing precision as T grows. Clearly, this depends heavily on the model assumptions. In the case of cell data, the results are rather

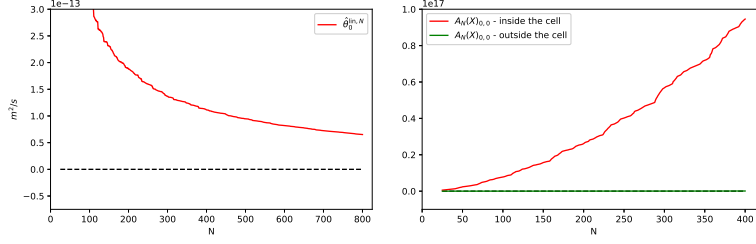


FIGURE 4. As before, we restrict to $N \geq 25$. **(left)** Effective diffusivity outside the cell, plot for one data set. Dashed line is plotted at zero. **(right)** Comparison of the energy inside and outside the cell. Both data sets have the same spatial and temporal extensions.

stable. This indicates that it may be reasonable to use the concept of an "effective unstable fixed point \bar{a} of the reaction dynamics, conditioned on the model assumptions included in $\hat{\theta}_0^{2,N}$ ", when evaluating cell data statistically.

4.5. The Case of Pure Noise Outside the Cell. If the data set does not contain parts of the cell but rather mere noise, the estimation procedure still returns a value. This "observed diffusivity" (see Figure 4) originates completely from white measurement noise. More precisely, the appearance and vanishing of singular pixels is interpreted as instantaneous (i.e. within the time between two frames) diffusion to the steady state. Thus, the observed diffusivity in this case can be expected to be even larger than the diffusivity inside the cell. In this section, we give a heuristical explanation for the order of magnitude of the effective diffusivity outside the cell.

We work in dimension $d = 2$. Assume that a pixel has width $x > 0$. This value is determined by the spatial resolution of the data. For simplicity, we approximate it by a Gaussian density $\phi_0(y)$ with standard deviation $\sigma_0 = \frac{x}{2}$. This way, the inflection points of the (one-dimensional marginal) density match the sharp edges of the pixel. Now, using ϕ_0 as an initial condition for the heat equation on the whole space \mathbb{R}^2 , the density ϕ_t after time t is also a Gaussian density, with standard deviation $\sigma_t = \sqrt{\sigma_0^2 + 2\theta t}$, obtained by convolution with the heat kernel. The maximal value f_{\max}^t of ϕ_t is attained at $y = 0$ with $f_{\max}^t = (2\pi\sigma_t^2)^{-1} = (2\pi(\sigma_0^2 + 2\theta t))^{-1}$. Now, if we observe after time $t > 0$ at the given pixel an intensity decay by a factor $b > 0$, i.e.

$$(48) \quad b f_{\max}^t \leq f_{\max}^0,$$

this leads to an estimate for the diffusivity of the form

$$(49) \quad \theta \geq (b - 1) \frac{\sigma_0^2}{2t}.$$

For example, set $t = 0.97s$ and $x = 2.08 \times 10^{-7}m$, as in the data set from Figure 4 (left). The intensity decay factor varies between different pixels in the data set, reasonable values are given for $b \leq 30$. If $b = 30$, we get $\theta \geq 1.6 \times 10^{-13}m^2/s$, for $b = 20$, we get $\theta \geq 1 \times 10^{-13}m^2/s$, and for $b = 15$, we have $\theta \geq 7.8 \times 10^{-14}m^2/s$. The observed diffusivity outside the cell from Figure 4 is indeed of order $1 \times 10^{-13} \frac{m^2}{s}$. This gives a heuristical explanation for the larger effective diffusivity outside the cell compared to the estimated values inside the cell.

It is important to note that even if the effective diffusivity outside the cell is larger, this has almost no effect on the estimation procedure inside the cell. This is because the total energy $A_N(X)_{0,0}$ of the noise outside the cell is various orders of magnitude smaller than the total energy of the signal inside the cell, see Figure 4 (right).

5. DISCUSSION AND FURTHER RESEARCH

In this paper we have extended the mathematical theory of parameter estimation of stochastic reaction-diffusion system to the joint estimation problem of diffusivity and parametrized reaction terms within the variational theory of stochastic partial differential equations. We have in particular applied our theory to the estimation of effective diffusivity of intracellular actin cytoskeleton dynamics.

Traditionally, biochemical signaling pathways were studied in a purely temporal manner, focusing on the reaction kinetics of the individual components and the sequential order of the pathway, possibly including feedback loops. Relying on well-established biochemical methods, many of these temporal interaction networks could be characterized. However, with the recent progress in the *in vivo* expression of fluorescent probes and the development of advanced live cell imaging techniques, the research focus has increasingly shifted to studying the full spatiotemporal dynamics of signaling processes at the subcellular scale. To complement these experiments with modeling studies, stochastic reaction-diffusion systems are the natural candidate class of models that incorporate the relevant degrees of freedom of intracellular signaling processes. Many variants of this reaction-diffusion framework have been proposed in an empirical manner to account for the rich plethora of spatiotemporal signaling patterns that are observed in cells. However, the model parameters in such studies are oftentimes chosen in an *ad hoc* fashion and tuned based on visual inspection, so that the patterns produced in model simulations agree with the experimental observations. A rigorous framework that allows to estimate the parameters of stochastic reaction-diffusion systems from experimental data will provide an indispensable basis to refine existing models, to test how well they perform, and to eventually establish a new generation of

more quantitative mathematical models of intracellular signaling patterns.

The question of robustness of the parameter estimation problem w.r.t. to specific modelling assumptions of the underlying stochastic evolution equation is an important problem in applications that needs to be further investigated in future research. In particular, this applies to the dependence of diffusivity estimation on the domain and its boundary. In this work, we based our analysis on a Fourier decomposition on a rectangular domain with periodic boundary conditions. A natural, boundary-free approach is using local estimation techniques as they have been developed in [AR20] in the context of linear SPDE and generalized in [ACP20] to local estimation of the diffusivity in semi-linear stochastic SPDE. An additional approach aiming in the same direction is the application of a wavelet transform.

It is a crucial task to gather further information on the reaction term from the data. Principally, this cannot be achieved in a satisfactory way on a finite time horizon, so the long-time behaviour of maximum likelihood-based estimators needs to be studied in the context of stochastic reaction-diffusion systems. We will address this issue in detail in future work.

APPENDIX A. PROOF OF PROPOSITION 1

We prove Proposition 1 by a series of lemmas. First, we show that (7), (8) is well-posed in $\mathcal{H} = L^2 \times L^2$. First note that for any $u, v \in L^2(\mathcal{D})$ and $x \in \mathbb{R}$:

$$(50) \quad \langle \partial_u f(x, u)v, v \rangle_{L^2} \lesssim |v|_{L^2}^2$$

as $\partial f(x, u)$ is bounded from above uniformly in x and u .

Lemma 9. *There is a unique \mathcal{H} -valued solution (U, V) to (7), (8), and*

$$(51) \quad \mathbb{E} \left[\sup_{0 \leq t \leq T} |(U_t, V_t)|_{\mathcal{H}}^p \right] < \infty$$

for any $p \geq 1$.

In particular,

$$(52) \quad \mathbb{E} \left[\sup_{0 \leq t \leq T} |U_t|_{L^2}^p \right] < \infty, \quad \mathbb{E} \left[\sup_{0 \leq t \leq T} |V_t|_{L^2}^p \right] < \infty$$

for any $p \geq 1$.

Proof of Lemma 9. This follows from [LR15, Theorem 5.1.3]. In order to apply this result, we have to test the conditions $(H1)$, $(H2')$, $(H3)$, $(H4')$ (hemicontinuity, local monotonicity, coercivity and growth) therein.

Set $\mathcal{V} = H^1 \times H^1$. Define $A(U, V) = (A_1(U, V), A_2(U, V))$ with

$$(53) \quad A_1(U, V) = D_U \Delta U + k_1 f(|U|_{L^2}, U) - k_2 V,$$

$$(54) \quad A_2(U, V) = D_V \Delta V + \epsilon(bU - V).$$

As $B = (-\Delta)^{-\gamma}$ is constant and of Hilbert-Schmidt type, we can neglect it in the estimates. In order to check the conditions, we have to look separately at A_1 and A_2 . The statements for A_2 is trivial by linearity, so we test the parts of the conditions corresponding to A_1 . (H1) is clear as $f(x, u)$ is a polynomial in u and continuous in x . (H2) follows from (50) via

$$\begin{aligned} & {}_{H^{-1}} \langle A_1(U_1, V_1) - A_1(U_2, V_2), U_1 - U_2 \rangle_{H^1} \\ & \lesssim k_1 {}_{H^{-1}} \langle f(|U_1|_{L^2}, U_1) - f(|U_2|_{L^2}, U_2), U_1 - U_2 \rangle_{H^1} \\ & \quad + k_2 |V_1 - V_2|_{L^2} |U_1 - U_2|_{L^2} \\ & \lesssim k_1 {}_{H^{-1}} \langle \partial_u f(|U_1|_{L^2} \tilde{V})(U_1 - U_2), U_1 - U_2 \rangle_{H^1} \\ & \quad + k_1 {}_{H^{-1}} \langle \partial_x f(\tilde{x}, U_2)(|U_1|_{L^2} - |U_2|_{L^2}), U_1 - U_2 \rangle_{H^1} \\ & \quad + C \|(U_1, V_1) - (U_2, V_2)\|_{\mathcal{H}}^2 \\ & \lesssim k_1 |\partial_x f(\tilde{x}, U_2)|_{L^2} \| |U_1|_{L^2} - |U_2|_{L^2} \| |U_1 - U_2|_{L^2} \\ & \quad + C \|(U_1, V_1) - (U_2, V_2)\|_{\mathcal{H}}^2 \\ & \lesssim (1 + |\partial_x f(\tilde{x}, U_2)|_{L^2}) \|(U_1, V_1) - (U_2, V_2)\|_{\mathcal{H}}^2 \end{aligned}$$

for some $\tilde{x} \in \mathbb{R}$ and $\tilde{V} : \mathcal{D} \rightarrow \mathbb{R}$, and $|\partial_x f(\tilde{x}, U_2)|_{L^2} = |u_0 a'(\tilde{x}) U_2 (u_0 - U_2)|_{L^2} \lesssim |U_2|_{L^2} + |U_2^2|_{L^2}$. With $|U_2^2|_{L^2} = |U_2|_{L^4}^2 \lesssim |U_2|_{H^1}^2$, we see that local monotonicity as in (H2) is satisfied by taking $\rho((u, v)) = c|u|_{H^1}^2 \leq c|(u, v)|_{\mathcal{V}}^2$. Now, for (H3),

$$\begin{aligned} {}_{H^{-1}} \langle A_1(U, V), U \rangle_{H^1} & \leq -D_U |U|_{H^1}^2 + k_1 {}_{H^{-1}} \langle f(|U|_{L^2}, U), U \rangle_{H^1} \\ & \quad + k_2 |U|_{L^2} |V|_{L^2} \\ & \lesssim -D_U |U|_{H^1}^2 + k_1 \langle \partial_u f(|U|_{L^2}, \tilde{V}) U, U \rangle_{L^2} \\ & \quad + C \|(U, V)\|_{\mathcal{H}}^2 \\ & \lesssim -D_U |U|_{H^1}^2 + C |U|_{L^2}^2 + C \|(U, V)\|_{\mathcal{H}}^2 \end{aligned}$$

for some $\tilde{V} : \mathcal{D} \rightarrow \mathbb{R}$, again using (50). Finally,

$$|A_1(U)|_{H^{-1}}^2 \lesssim D_U |U|_{H^1}^2 + k_1 |f(|U|_{L^2}, U)|_{H^{-1}}^2 + k_2 |V|_{L^2}^2,$$

so it remains to control $|f(|U|_{L^2}, U)|_{H^{-1}}^2 \lesssim |f(|U|_{L^2}, U)|_{L^1}^2 \lesssim |U|_{L^1}^2 + |U^2|_{L^1}^2 + |U^3|_{L^1}^2$, and we have $|U|_{L^1}^2 \lesssim |U|_{L^2}^2$ as well as $|U^2|_{L^1}^2 = |U|_{L^2}^4$ and $|U^3|_{L^1}^2 = |U|_{L^3}^6 \lesssim |U|_{H^{1/3}}^6 \lesssim |U|_{H^1}^2 |U|_{L^2}^4$. Thus (H4) is true. Putting things together, we get that [LR15] is applicable for sufficiently large $p \geq 1$, and the claim follows. \square

In order to improve (52) to the H^1 -norm, it suffices to prove coercivity, i.e. (H3) from [LR15], for the Gelfand triple $L^2 \subset H^1 \subset H^2$.

Lemma 10. *The solution (U, V) to (7), (8) satisfies (A_1) , i.e. for any $p \geq 1$:*

$$(55) \quad \mathbb{E} \left[\sup_{0 \leq t \leq T} |U_t|_{H^1}^p \right] < \infty, \quad \mathbb{E} \left[\sup_{0 \leq t \leq T} |V_t|_{H^1}^p \right] < \infty.$$

Proof. This is done by

$$\begin{aligned} L^2 \langle A_1(U, V), U \rangle_{H^2} &\leq -D_U |U|_{H^2}^2 + k_1 \langle \partial_u f(|U|_{L^2}, U) \nabla U, \nabla U \rangle_{L^2} \\ &\quad + k_2 |U|_{H^1} |V|_{H^1} \\ &\lesssim -D_U |U|_{H^2}^2 + C |U|_{H^1}^2 + C \|(U, V)\|_{H^1 \times H^1}^2, \end{aligned}$$

where (50) has been used componentwise. By [LR15, Lemma 5.1.5] we immediately obtain (55). \square

Remember that by integrating (8), we can write (7) as

$$(56) \quad dU_t = (D_U \Delta U_t + \theta_1 F_1(U_t) + \theta_2 F_2(U_t) + \theta_3 F_3(U)(t)) dt + B dW_t,$$

where we adopted the notation from (10), (11), (12).

Lemma 11. *The process (U, V) satisfies (A_s) for some $s > 1$.*

Proof. Let $U = \bar{U} + \tilde{U}$ be the decomposition of U into its linear and nonlinear part as in (14), (15). We will prove

$$(57) \quad \mathbb{E} \left[\sup_{0 \leq t \leq T} |\tilde{U}_t|_{W^{s,q}}^p \right] < \infty$$

for any $p, q \geq 1$ and $s < 2$. As $\gamma > d/4$ in $d \leq 2$, there is $s > 1$ such that (57) is true for \bar{U} with $q = 2$, and the claim follows. Let us now prove (57). First, note that by Lemma 10 and the Sobolev embedding theorem in dimension $d \leq 2$, (57) is true for U_t with any $p, q \geq 1$ and $s = 0$. For $k \in \mathbb{N}$, by $|U_t^k|_{L^q}^p = |U_t|_{L^{kq}}^{kp}$, we see that polynomials in U satisfy (57) with $s = 0$, too. In particular, using that a is bounded,

$$(58) \quad \mathbb{E} \left[\sup_{0 \leq t \leq T} |F_i(U_t)|_{L^q}^p \right] < \infty$$

for $i = 1, 2$ and $p, q \geq 1$. A simple calculation shows that the same is true for F_3 . As in the proof of Proposition 3, we see that

$$\sup_{0 \leq t \leq T} |\tilde{U}_t|_{\eta,q} \leq |U_0|_{\eta,q} + \frac{2}{\epsilon} T^{\frac{\epsilon}{2}} \sup_{0 \leq t \leq T} |\theta_1 F_1(U) + \theta_2 F_2(U) + \theta_3 F_3(U)|_{L^q}$$

with $\eta < 2$, $q \geq 1$ and $\epsilon = 2 - \eta$, and the proof is complete. \square

Proof of Proposition 1. In $d \leq 2$, H^s is an algebra for $s > 1$, i.e. $uv \in H^s$ for $u, v \in H^s$ [AF03]. Together with the assumption that a is

bounded, it follows immediately that $(F_{s,\eta})$ holds for F_1, F_2 separately (with $K = 0$) for any $s > 1$ and $\eta < 2$. For F_3 , we have for any $\delta > 0$:

$$(59) \quad \sup_{0 \leq t \leq T} |F_3(U_t)|_{s+2-\delta} \leq \int_0^T |e^{(t-r)(D_V \Delta - \epsilon I)} U_r|_{s+2-\delta} dr$$

$$(60) \quad \leq \int_0^T (t-r)^{-1+\delta/2} |U_r|_s dr$$

$$(61) \quad \leq \frac{2}{\delta} T^{\frac{\delta}{2}} \sup_{0 \leq t \leq T} |U_t|_s,$$

so F_3 satisfies $(F_{s,\eta})$ even with $s \in \mathbb{R}$, $\eta < 4$. It is now clear that the $(F_{s,\eta})$ holds for $F = \theta_1 F_1 + \theta_2 F_2 + \theta_3 F_3$ for any $s > 1$ and $\eta < 2$ (with $K = 3$). The claim follows from Proposition 3 (i) for U and (ii) for V , noting that $V = \epsilon b F_3(U)$. \square

APPENDIX B. METHODS

Numerical simulation. For the evaluation in Section 4 we simulated (7), (8) on a square with side $L = 75$, with spatial increment $dx = 0.375$, for $t \in [0, T]$, $T = 200$, with temporal increment $dt = 0.01$, using an explicit finite difference scheme, of which we recorded every 100th frame. We set $b = 0.2$ and $a(x) = 0.5 - b + 0.5(x/(0.33u_0L^2) - 1)$.

For single and giant cells simulation we solve (7), (8) on a square with side $L = 75$, with spatial increment $dx = 0.15$, for $t \in [0, T]$, $T = 1000$, with temporal increment $dt = 0.002$, using an explicit finite difference scheme together with a phase field model [FFAB20] to account for the interior of the single and giant cells, corresponding, respectively, to an area of $A_0 = 113 \mu m^2$ and $A_0 = 2290 \mu m^2$. We used $b = 0.4$ and $a(x) = 0.5 - b + 0.5(x/(0.25u_0A_0) - 1)$.

For both simulations, the remaining parameters are $D_U = 0.1$, $D_V = 0.02$, $k_1 = k_2 = 1$, $u_0 = 1$, $\epsilon = 0.02$, $\gamma = 0$, $\sigma = 0.1$. The unit length is $1 \mu m$, the unit time is $1 s$.

Experimental settings. For experiments *D. discoideum* AX2 cells expressing mRFP-LimE Δ as a marker for F-actin were used. Cell culture, electric pulse induced fusion to create giant cells and live cell imaging were performed as described in [GEW⁺14].

ACKNOWLEDGEMENTS

This research has been partially funded by Deutsche Forschungsgemeinschaft (DFG) - SFB1294/1 - 318763901. SA acknowledges funding from MCIU and FEDER - PGC2018-095456-B-I00.

REFERENCES

- [ACP20] R. Altmeyer, I. Cialenco, and G. Pasemann, *Parameter estimation for semilinear spdes from local measurements*, Preprint: arXiv:2004.14728 [math.ST], 2020.

- [AF03] R. A. Adams and J. J. F. Fournier, *Sobolev Spaces*, second ed., Pure and Applied Mathematics, vol. 140, Elsevier/Academic Press, 2003.
- [AF09] Sarah J. Annesley and Paul R. Fisher, *Dictyostelium discoideuma model for many reasons*, Molecular and Cellular Biochemistry **329** (2009), no. 1-2, 73–91.
- [AR20] R. Altmeyer and M. Reiß, *Nonparametric Estimation for Linear SPDEs from Local Measurements*, Annals of Applied Probability (2020), to appear.
- [ASB18] Sergio Alonso, Maike Stange, and Carsten Beta, *Modeling random crawling, membrane deformation and intracellular polarity of motile amoeboid cells*, PLOS ONE **13** (2018), no. 8, e0201977.
- [ASM⁺10] Yoshiyuki Arai, Tatsuo Shibata, Satomi Matsuoka, Masayuki J. Sato, Toshio Yanagida, and Masahiro Ueda, *Self-organization of the phosphatidylinositol lipids signaling system for random cell migration*, Proceedings of the National Academy of Sciences **107** (2010), no. 27, 12399–12404.
- [BAB08] Carsten Beta, Gabriel Amselem, and Eberhard Bodenschatz, *A bistable mechanism for directional sensing*, New Journal of Physics **10** (2008), no. 8, 083015.
- [BBPSP14] Laurent Blanchoin, Rajaa Boujemaa-Paterski, Ccile Sykes, and Julie Plastino, *Actin Dynamics, Architecture, and Mechanics in Cell Motility*, Physiological Reviews **94** (2014), no. 1, 235–263.
- [BK17] Carsten Beta and Karsten Kruse, *Intracellular Oscillations and Waves*, Annual Review of Condensed Matter Physics **8** (2017), no. 1, 239–264.
- [BT19] M. Bibinger and M. Trabs, *On central limit theorems for power variations of the solution to the stochastic heat equation*, Stochastic Models, Statistics and Their Applications (A. Steland, E. Rafajłowicz, and O. Okhrin, eds.), Springer Proceedings in Mathematics and Statistics, vol. 294, Springer, 2019, pp. 69–84.
- [BT20] ———, *Volatility Estimation for Stochastic PDEs Using High-Frequency Observations*, Stochastic Processes and their Applications **130** (2020), no. 5, 3005–3052.
- [CDVK20] I. Cialenco, F. Delgado-Vences, and H.-J. Kim, *Drift Estimation for Discretely Sampled SPDEs*, Stochastics and Partial Differential Equations: Analysis and Computations (2020), to appear.
- [CGH11] I. Cialenco and N. Glatt-Holtz, *Parameter estimation for the stochastically perturbed Navier-Stokes equations*, Stochastic Process. Appl. **121** (2011), no. 4, 701–724.
- [CH19] I. Cialenco and Y. Huang, *A Note on Parameter Estimation for Discretely Sampled SPDEs*, Stochastics and Dynamics (2019), doi:10.1142/S0219493720500161, to appear.
- [Cho19a] C. Chong, *High-Frequency Analysis of Parabolic Stochastic PDEs*, Annals of Statistics (2019), to appear.
- [Cho19b] ———, *High-Frequency Analysis of Parabolic Stochastic PDEs with Multiplicative Noise: Part I*, Preprint: arXiv:1908.04145 [math.PR], 2019.
- [Cia18] I. Cialenco, *Statistical inference for SPDEs: an overview*, Stat. Inference Stoch. Process. **21** (2018), no. 2, 309–329.
- [CK20] I. Cialenco and H.-J. Kim, *Parameter estimation for discretely sampled stochastic heat equation driven by space-only noise revised*, Preprint: arXiv:2003.08920 [math.PR], 2020.

- [CSS05] John Condeelis, Robert H. Singer, and Jeffrey E. Segall, *THE GREAT ESCAPE: When Cancer Cells Hijack the Genes for Chemotaxis and Motility*, Annual Review of Cell and Developmental Biology **21** (2005), no. 1, 695–718.
- [DBE⁺17] Peter N. Devreotes, Sayak Bhattacharya, Marc Edwards, Pablo A. Iglesias, Thomas Lampert, and Yuchuan Miao, *Excitable Signal Transduction Networks in Directed Cell Migration*, Annual Review of Cell and Developmental Biology **33** (2017), no. 1, 103–125.
- [DPZ14] G. Da Prato and J. Zabczyk, *Stochastic Equations in Infinite Dimensions*, second ed., Encyclopedia of Mathematics and its Applications, vol. 152, Cambridge University Press, 2014.
- [FFAB20] Sven Flemming, Francesc Font, Sergio Alonso, and Carsten Beta, *How cortical waves drive fission of motile cells*, Proceedings of the National Academy of Sciences **117** (2020), no. 12, 6330–6338.
- [FMU19] Seiya Fukushima, Satomi Matsuoka, and Masahiro Ueda, *Excitable dynamics of Ras triggers spontaneous symmetry breaking of PIP3 signaling in motile cells*, Journal of Cell Science (2019), 12.
- [GEW⁺14] Matthias Gerhardt, Mary Ecke, Michael Walz, Andreas Stengl, Carsten Beta, and Gnther Gerisch, *Actin and PIP3 waves in giant cells reveal the inherent length scale of an excited state*, J Cell Sci **127** (2014), no. 20, 4507–4517.
- [HKR93] M. Hübner, R. Khasminskii, and B. L. Rozovskii, *Two Examples of Parameter Estimation for Stochastic Partial Differential Equations*, Stochastic processes (S. Cambanis, J. K. Ghosh, R. L. Karandikar, and P. K. Sen, eds.), Springer, New York, 1993, pp. 149–160.
- [HLR97] M. Huebner, S. Lototsky, and B. L. Rozovskii, *Asymptotic Properties of an Approximate Maximum Likelihood Estimator for Stochastic PDEs*, Statistics and Control of Stochastic Processes (Y. M. Kabanov, B. L. Rozovskii, and A. N. Shiryaev, eds.), World Sci. Publ., 1997, pp. 139–155.
- [HR95] M. Huebner and B. L. Rozovskii, *On asymptotic properties of maximum likelihood estimators for parabolic stochastic PDE's*, Probab. Theory Related Fields **103** (1995), no. 2, 143–163.
- [Hue93] M. Huebner, *Parameter Estimation for Stochastic Differential Equations*, ProQuest LLC, Ann Arbor, 1993, Thesis (Ph.D.)—University of Southern California.
- [JS03] J. Jacod and A. N. Shiryaev, *Limit Theorems for Stochastic Processes*, second ed., Grundlehren der Mathematischen Wissenschaften, vol. 288, Springer-Verlag, Berlin, Heidelberg, 2003.
- [KT19] Z. M. Khalil and C. Tudor, *Estimation of the drift parameter for the fractional stochastic heat equation via power variation*, Modern Stochastics: Theory and Applications **6** (2019), no. 4, 397–417.
- [KU19] Y. Kaino and M. Uchida, *Parametric estimation for a parabolic linear spde model based on sampled data*, Preprint: arXiv:1909.13557 [math.ST], 2019.
- [Lot03] S. Lototsky, *Parameter Estimation for Stochastic Parabolic Equations: Asymptotic Properties of a Two-Dimensional Projection-Based Estimator*, Stat. Inference Stoch. Process. **6** (2003), no. 1, 65–87.
- [LR99] S. V. Lototsky and B. L. Rosovskii, *Spectral asymptotics of some functionals arising in statistical inference for SPDEs*, Stochastic Process. Appl. **79** (1999), no. 1, 69–94.

- [LR00] S. Lototsky and B. L. Rozovskii, *Parameter Estimation for Stochastic Evolution Equations with Non-Commuting Operators*, Skorokhod's ideas in probability theory (V. Korolyuk, N. Portenko, and H. Syta, eds.), Institute of Mathematics of the National Academy of Science of Ukraine, Kiev, 2000, pp. 271–280.
- [LR15] W. Liu and M. Röckner, *Stochastic Partial Differential Equations: An Introduction*, Universitext, Springer, 2015.
- [LS77] R. S. Liptser and A. N. Shiriyayev, *Statistics of Random Processes I (General Theory)*, Applications of Mathematics, vol. 5, Springer-Verlag, New York, 1977.
- [LS89] R. Sh. Liptser and A. N. Shiriyayev, *Theory of Martingales*, Mathematics and its Applications (Soviet Series), vol. 49, Kluwer Academic Publishers Group, Dordrecht, 1989.
- [PS20] G. Pasemann and W. Stannat, *Drift estimation for stochastic reaction-diffusion systems*, Electron. J. Statist. **14** (2020), no. 1, 547–579.
- [PT07] Jan Pospíšil and Roger Tribe, *Parameter Estimates and Exact Variations for Stochastic Heat Equations Driven by Space-Time White Noise*, Stoch. Anal. Appl. **25** (2007), no. 3, 593–611.
- [SDGE⁺09] Britta Schroth-Diez, Silke Gerwig, Mary Ecke, Reiner Hegerl, Stefan Diez, and Gnther Gerisch, *Propagating waves separate two states of actin organization in living cells*, HFSP Journal **3** (2009), no. 6, 412–427.
- [Shu01] M. A. Shubin, *Pseudodifferential Operators and Spectral Theory*, second ed., Springer-Verlag, Berlin, Heidelberg, 2001.
- [VWB⁺16] Douwe M. Veltman, Thomas D. Williams, Gareth Bloomfield, Bi-Chang Chen, Eric Betzig, Robert H. Insall, and Robert R. Kay, *A plasma membrane template for macropinocytic cups*, Elife **5** (2016), e20085.
- [Wey11] H. Weyl, *Über die asymptotische Verteilung der Eigenwerte*, Nachrichten von der Gesellschaft der Wissenschaften zu Göttingen, Mathematisch-Physikalische Klasse (1911), 110–117.

E-mail address: pasemann@math.tu-berlin.de, svenflem@uni-potsdam.de, s.alonso@upc.edu, beta@uni-potsdam.de, stannat@math.tu-berlin.de