

UNBIASED MLMC STOCHASTIC GRADIENT-BASED OPTIMIZATION OF BAYESIAN EXPERIMENTAL DESIGNS*

TAKASHI GODA[†], TOMOHIKO HIRONAKA[†], AND WATARU KITADE[†]

Abstract. In this paper we propose an efficient stochastic optimization algorithm to search for Bayesian experimental designs such that the expected information gain is maximized. The gradient of the expected information gain with respect to experimental design parameters is given by a nested expectation, for which the standard Monte Carlo method using a fixed number of inner samples yields a biased estimator. In this paper, applying the idea of randomized multilevel Monte Carlo methods, we introduce an unbiased Monte Carlo estimator for the gradient of the expected information gain with finite expected squared ℓ_2 -norm and finite expected computational cost per sample. Our unbiased estimator can be combined well with stochastic gradient descent algorithms, which results in our proposal of an optimization algorithm to search for an optimal Bayesian experimental design. Numerical experiments confirm that our proposed algorithm works well not only for a simple test problem but also for a more realistic pharmacokinetic problem.

Key words. Bayesian experimental design, expected information gain, multilevel Monte Carlo, nested expectation, stochastic gradient descent

AMS subject classifications. 62K05, 62L20, 65C05, 92C45, 94A17

1. Introduction. In this paper we study optimization of Bayesian experimental designs which aim to maximize the expected amount of information on uncertain input random variables by carefully designing an experimental setup. Here we measure the expected amount of information by the Shannon's expected information gain whose definition is given below.

Let $\theta = (\theta_1, \dots, \theta_s) \in \Theta \subseteq \mathbb{R}^s$ be a vector of continuous input random variables, and we denote the prior probability density of θ by $\pi_0(\theta)$. The information entropy of θ is defined by

$$\mathbb{E}_\theta [-\log \pi_0(\theta)] = \int_\Theta -\pi_0(\theta) \log \pi_0(\theta) d\theta.$$

Let us consider a situation where, by conducting some experiments under an experimental setup ξ , an observation $Y_\xi = (Y_{1,\xi}, \dots, Y_{t,\xi}) \in \mathcal{Y} \subseteq \mathbb{R}^t$ is obtained according to the forward model

$$Y_\xi = f_\xi(\theta) + \epsilon_\xi,$$

where f_ξ is a deterministic function of θ possibly with multiple outputs, and ϵ_ξ is a zero-mean random variable with density ρ_ξ which represents the observation noise. As is well known, Bayes' theorem states that the posterior probability density of θ given Y_ξ , denoted by π^{Y_ξ} , is given by

$$(1.1) \quad \pi^{Y_\xi}(\theta) = \frac{\rho(Y_\xi | \theta)\pi_0(\theta)}{\rho(Y_\xi)} \quad \text{with} \quad \rho(Y_\xi) = \mathbb{E}_\theta [\rho(Y_\xi | \theta)],$$

where $\rho(Y_\xi | \theta)$ is called the data likelihood and it follows from the above forward model that $\rho(Y_\xi | \theta) = \rho_\xi(Y_\xi - f_\xi(\theta))$, see for instance [29]. The posterior information

*Submitted to the editors DATE.

Funding: This work was supported by JSPS KAKENHI Grant Number 20K0374.

[†]School of Engineering, University of Tokyo, 7-3-1 Hongo, Bunkyo-ku, Tokyo 113-8656, Japan (goda@frcer.t.u-tokyo.ac.jp, hironaka-tomohiko@g.ecc.u-tokyo.ac.jp, kitade-wataru114@g.ecc.u-tokyo.ac.jp).

entropy of θ after observing Y_ξ is given by

$$\mathbb{E}_{\theta|Y_\xi} [-\log \pi^{Y_\xi}(\theta)] = \int_{\Theta} -\pi^{Y_\xi}(\theta) \log \pi^{Y_\xi}(\theta) d\theta,$$

and hence, the expected posterior information entropy of θ by conducting an experiment under an experimental setup ξ becomes

$$\mathbb{E}_{Y_\xi} \mathbb{E}_{\theta|Y_\xi} [-\log \pi^{Y_\xi}(\theta)] = \int_{\mathcal{Y}} \int_{\Theta} -\pi^{Y_\xi}(\theta) \log \pi^{Y_\xi}(\theta) d\theta \rho_\xi(Y_\xi) dY_\xi.$$

Now the difference

$$U(\xi) := \mathbb{E}_\theta [-\log \pi_0(\theta)] - \mathbb{E}_{Y_\xi} \mathbb{E}_{\theta|Y_\xi} [-\log \pi^{Y_\xi}(\theta)]$$

is called the *expected information gain*, the quantity originally introduced in [15] as a measure of experimental designs. By using Bayes' theorem (1.1), we see that $U(\xi)$ is equivalently given by

$$\begin{aligned} U(\xi) &= \mathbb{E}_\theta \mathbb{E}_{Y_\xi|\theta} [\log \rho(Y_\xi | \theta)] - \mathbb{E}_{Y_\xi} [\log \rho(Y_\xi)] \\ (1.2) \quad &= \mathbb{E}_\theta \mathbb{E}_{Y_\xi|\theta} [\log \rho(Y_\xi | \theta)] - \mathbb{E}_{Y_\xi} [\log \mathbb{E}_\theta [\rho(Y_\xi | \theta)]] . \end{aligned}$$

The aim of Bayesian experimental designs is to construct an optimal experimental setup $\xi = \xi^*$ which maximizes the expected information gain U [5]. As can be seen from the second term of (1.2), however, estimating $U(\xi)$ is inherently a nested expectation problem with an outer expectation with respect to Y_ξ and an inner expectation with respect to θ , which has been considered computationally challenging. The standard, nested Monte Carlo method generates N outer random samples for Y_ξ first and then, for each sample of Y_ξ , generates M inner random samples for θ . To estimate $U(\xi)$ with root-mean-square accuracy ε ,¹ we typically need $N = O(\varepsilon^{-2})$ and $M = O(\varepsilon^{-1})$, resulting in a total computational complexity of $O(\varepsilon^{-3})$ [25, 2]. Recently there have been some attempts in [12, 3] to reduce this cost to $O(\varepsilon^{-2})$ or $O(\varepsilon^{-2}(\log \varepsilon^{-1})^2)$ by applying a multilevel Monte Carlo (MLMC) method [9, 10] in conjunction with Laplace approximation-based importance sampling [16]. These results are an intermediate step towards an efficient construction of optimal experimental designs since design optimization has been left behind.

In this paper we deal with this optimization problem more directly. More precisely, under the assumption that the experimental setup, or the set of design parameters, ξ lives in a continuous space such that U is differentiable with respect to ξ , we consider applying stochastic gradient descent optimizations to search for an optimal ξ . As we shall see, the gradient $\nabla_\xi U$ is again given by a nested expectation, for which the standard, nested Monte Carlo method using a fixed number of inner samples yields a biased estimator. By applying an unbiased MLMC method from [20], a randomized version of the original MLMC method, we can construct an unbiased estimator of $\nabla_\xi U$. This way, in this paper, we arrive at a stochastic gradient-based optimization algorithm in which unbiased random samples to estimate $\nabla_\xi U$ are generated at each iteration step.

Here we have to mention that the idea of using stochastic gradient-based methods in Bayesian experimental designs already exists in the literature [13, 4]. In particular,

¹Here and in what follows, the difference between the noise ϵ and the accuracy ε should not be confused.

a work by Carlon et al. [4] takes a similar standpoint in that an analytical expression of the gradient $\nabla_\xi U$ is derived and then stochastic gradient-based method is applied in conjunction with Monte Carlo estimation of $\nabla_\xi U$. However, the expression of $\nabla_\xi U$ given in [4, Proposition 1], proven only for the Gaussian noise ϵ , seems to be incorrect and the standard (biased) Monte Carlo estimator is used at each iteration step within stochastic gradient-based methods. Given that stochastic gradient-based methods are usually established under the assumption that each sample is drawn from the underlying true distribution, using an unbiased estimator of $\nabla_\xi U$ should be favorable, and by doing so, we do not need to take care of the bias-variance tradeoff. Although application of MLMC methods to stochastic approximation algorithms have been investigated recently in [8, 6], neither of them considers using a randomized MLMC method to generate unbiased random samples at each iteration step.

The rest of this paper is organized as follows. In Section 2, we provide an analytical expression of the gradient $\nabla_\xi U$ and also briefly review some of stochastic gradient-based optimization methods. In Section 3, after introducing a standard, nested Monte Carlo estimator of $\nabla_\xi U$, which is obviously biased, we provide an unbiased, multilevel Monte Carlo estimator of $\nabla_\xi U$ and prove under some conditions that our estimator has a finite expected squared ℓ_2 -norm with finite computational cost per sample. Our proposal for optimizing Bayesian experimental designs is given in Algorithm 3.1. To demonstrate the effectiveness of our proposed algorithm, we conduct numerical experiments not only for a simple test problem but also for a more realistic pharmacokinetic problem in Section 4. We conclude this paper with some remarks in Section 5.

2. Stochastic gradient-based optimization.

2.1. Gradient of expected information gains. In this subsection we give an explicit form of the gradient $\nabla_\xi U$. Note that our claim does not assume that the noise ϵ is a Gaussian random variable. Also, our expression contains the coefficient η which can be chosen arbitrarily as a control variate parameter when estimating $\nabla_\xi U$ by Monte Carlo methods.

PROPOSITION 2.1. *For any real η , we have*

$$\nabla_\xi U(\xi) = \mathbb{E}_\theta \mathbb{E}_{Y_\xi | \theta} \left[\left(\log \frac{\rho(Y_\xi | \theta)}{\mathbb{E}_\theta [\rho(Y_\xi | \theta)]} - \eta \right) \nabla_\xi \log \rho(Y_\xi | \theta) \right].$$

Proof. Recalling that $U(\xi)$ is given by (1.2), we have

$$\begin{aligned} \nabla_\xi U(\xi) &= \nabla_\xi \int_{\Theta} \int_{\mathcal{Y}} \rho(Y_\xi | \theta) \log \rho(Y_\xi | \theta) dY_\xi \pi_0(\theta) d\theta - \nabla_\xi \int_{\mathcal{Y}} \rho(Y_\xi) \log \rho(Y_\xi) dY_\xi \\ &= \int_{\Theta} \int_{\mathcal{Y}} \nabla_\xi (\rho(Y_\xi | \theta) \log \rho(Y_\xi | \theta)) dY_\xi \pi_0(\theta) d\theta \\ &\quad - \int_{\mathcal{Y}} \nabla_\xi (\rho(Y_\xi) \log \rho(Y_\xi)) dY_\xi \\ &= \int_{\Theta} \int_{\mathcal{Y}} [\log \rho(Y_\xi | \theta) + 1] \nabla_\xi \rho(Y_\xi | \theta) dY_\xi \pi_0(\theta) d\theta \\ &\quad - \int_{\mathcal{Y}} [\log \rho(Y_\xi) + 1] \nabla_\xi \rho(Y_\xi) dY_\xi. \end{aligned}$$

The equality

$$\nabla_\xi \rho(Y_\xi) = \nabla_\xi \int_{\Theta} \rho(Y_\xi | \theta) \pi_0(\theta) d\theta = \int_{\Theta} \nabla_\xi \rho(Y_\xi | \theta) \pi_0(\theta) d\theta$$

leads to

$$\begin{aligned}
\nabla_{\xi} U(\xi) &= \int_{\Theta} \int_{\mathcal{Y}} [1 + \log \rho(Y_{\xi} | \theta)] \nabla_{\xi} \rho(Y_{\xi} | \theta) dY_{\xi} \pi_0(\theta) d\theta \\
&\quad - \int_{\mathcal{Y}} [1 + \log \rho(Y_{\xi})] \int_{\Theta} \nabla_{\xi} \rho(Y_{\xi} | \theta) \pi_0(\theta) d\theta dY_{\xi} \\
&= \int_{\Theta} \int_{\mathcal{Y}} \log \frac{\rho(Y_{\xi} | \theta)}{\rho(Y_{\xi})} \nabla_{\xi} \rho(Y_{\xi} | \theta) dY_{\xi} \pi_0(\theta) d\theta \\
&= \int_{\Theta} \int_{\mathcal{Y}} \log \frac{\rho(Y_{\xi} | \theta)}{\rho(Y_{\xi})} \rho(Y_{\xi} | \theta) \nabla_{\xi} \log \rho(Y_{\xi} | \theta) dY_{\xi} \pi_0(\theta) d\theta \\
&= \mathbb{E}_{\theta} \mathbb{E}_{Y_{\xi} | \theta} \left[\log \frac{\rho(Y_{\xi} | \theta)}{\rho(Y_{\xi})} \nabla_{\xi} \log \rho(Y_{\xi} | \theta) \right].
\end{aligned}$$

Moreover we have

$$\begin{aligned}
\mathbb{E}_{\theta} \mathbb{E}_{Y_{\xi} | \theta} [\nabla_{\xi} \log \rho(Y_{\xi} | \theta)] &= \int_{\Theta} \int_{\mathcal{Y}} [\nabla_{\xi} \log \rho(Y_{\xi} | \theta)] \rho(Y_{\xi} | \theta) dY_{\xi} \pi_0(\theta) d\theta \\
&= \int_{\Theta} \int_{\mathcal{Y}} \nabla_{\xi} \rho(Y_{\xi} | \theta) dY_{\xi} \pi_0(\theta) d\theta \\
&= \nabla_{\xi} \int_{\Theta} \int_{\mathcal{Y}} \rho(Y_{\xi} | \theta) dY_{\xi} \pi_0(\theta) d\theta \\
&= \nabla_{\xi} 1 = \mathbf{0}.
\end{aligned}$$

Therefore, for any real η , we have

$$\begin{aligned}
\nabla_{\xi} U(\xi) &= \mathbb{E}_{\theta} \mathbb{E}_{Y_{\xi} | \theta} \left[\log \frac{\rho(Y_{\xi} | \theta)}{\rho(Y_{\xi})} \nabla_{\xi} \log \rho(Y_{\xi} | \theta) \right] - \eta \mathbb{E}_{\theta} \mathbb{E}_{Y_{\xi} | \theta} [\nabla_{\xi} \log \rho(Y_{\xi} | \theta)] \\
&= \mathbb{E}_{\theta} \mathbb{E}_{Y_{\xi} | \theta} \left[\left(\log \frac{\rho(Y_{\xi} | \theta)}{\rho(Y_{\xi})} - \eta \right) \nabla_{\xi} \log \rho(Y_{\xi} | \theta) \right].
\end{aligned}$$

Since it holds that $\rho(Y_{\xi}) = \mathbb{E}_{\theta} [\rho(Y_{\xi} | \theta)]$ as in (1.1), we complete the proof. \square

By dropping out the factor $\nabla_{\xi} \log \rho(Y_{\xi} | \theta)$ and letting $\eta = 0$, our expression for the gradient $\nabla_{\xi} U$ reduces to the expected information gain U itself.

As is clear from this proposition, because of the non-commutativity between the logarithmic function and the operator \mathbb{E}_{θ} , the gradient $\nabla_{\xi} U$ is inherently given by a nested expectation with an inner expectation with respect to θ .

2.2. Basics of stochastic gradient-based optimization. We recall that the aim of Bayesian experimental designs is to find an optimal experimental setup $\xi = \xi^*$ which satisfies

$$\xi^* = \arg \max_{\xi \in \mathcal{X}} U(\xi),$$

where \mathcal{X} denotes the feasible set of ξ . To achieve this goal, one of the reasonable approaches is to use some gradient-based optimization methods in which we set an initial experimental setup $\xi_0 \in \mathcal{X}$ and recursively update itself as

$$\xi_{t+1} = g_t(\xi_t, \nabla_{\xi} U(\xi_t)) \quad \text{for } t = 0, 1, \dots,$$

until a certain stopping criterion is met. However, computing $\nabla_{\xi} U$ is already challenging since it is given by a nested expectation. As inferred from the results shown

in the next section, it is possible to construct an antithetic MLMC estimator which efficiently estimates $\nabla_\xi U$, but we avoid such a “pointwise” accurate gradient estimation by using *stochastic* gradient-based optimization methods. What we need here is an unbiased estimator of $\nabla_\xi U$ with finite variance and computational cost.

To simplify the presentation, let us define a vector of random variables

$$(2.1) \quad \psi_\xi := \left(\log \frac{\rho(Y_\xi | \theta)}{\rho(Y_\xi)} - \eta \right) \nabla_\xi \log \rho(Y_\xi | \theta),$$

with $\theta \sim \pi_0(\theta)$ and $Y_\xi \sim \rho(Y_\xi | \theta)$ being the underlying stochastic variables. It follows from Proposition 2.1 that $\mathbb{E}[\psi_\xi] = \nabla_\xi U(\xi)$. Suppose at this moment that we are able to generate i.i.d. random samples of ψ_ξ . We emphasize that random sampling of ψ_ξ is far from trivial but we shall show in the next section that this is indeed possible.

In stochastic gradient-based optimization methods, after setting an initial experimental setup $\xi_0 \in \mathcal{X}$, we recursively update itself as

$$\xi_{t+1} = g_t(\xi_t, \psi_{\xi_t}) \quad \text{for } t = 0, 1, \dots,$$

or more generally,

$$\xi_{t+1} = g_t \left(\xi_t, \frac{1}{N} \sum_{n=1}^N \psi_{\xi_t}^{(n)} \right) \quad \text{for } t = 0, 1, \dots,$$

where $\psi_{\xi_t}^{(1)}, \dots, \psi_{\xi_t}^{(N)}$ are i.i.d. realizations of ψ_{ξ_t} for a sample size $N \in \mathbb{Z}_{>0}$. This means that, at each iteration, we only need (rough) unbiased Monte Carlo estimate of $\mathbb{E}[\psi_\xi]$ instead of the true value. There have been many examples for this recursion g_t proposed in the literature.

For instance, one of the most classical methods due to Robbins and Monro [21] is simply given by

$$\xi_{t+1} = \Pi_{\mathcal{X}} \left(\xi_t + a_t \cdot \frac{1}{N} \sum_{n=1}^N \psi_{\xi_t}^{(n)} \right),$$

with a sequence of non-negative reals called *learning rates* a_0, a_1, \dots such that

$$\sum_{t=0}^{\infty} a_t = \infty \quad \text{and} \quad \sum_{t=0}^{\infty} a_t^2 < \infty,$$

where $\Pi_{\mathcal{X}}$ denotes the projection operator which maps the input to a closest point in \mathcal{X} , i.e., $\Pi_{\mathcal{X}}(\xi') = \arg \min_{\xi \in \mathcal{X}} \|\xi - \xi'\|$ with $\|\cdot\|$ being the Euclidean norm of vector.² As described in [27, Chapter 5.9], for instance, if \mathcal{X} is convex, U is strongly concave and differentiable with respect to ξ , and $\mathbb{E}[\|\psi_\xi\|_2^2] < \infty$ for any $\xi \in \mathcal{X}$, then the estimate ξ_t converges to the optimal ξ^* with the mean squared error of $O(1/t)$.

There have been many variants of the classical Robbins-Monro algorithm proposed in the literature, notably such as Polyak-Ruppert averaging [18, 22] and stochastic counterpart of Nesterov’s acceleration [17]. More recently, the idea of using not

²Note that most of the textbooks on stochastic algorithms such as [1, 27] consider minimization problems for which the update rule should be replaced by

$$\xi_{t+1} = \Pi_{\mathcal{X}} \left(\xi_t - a_t \cdot \frac{1}{N} \sum_{n=1}^N \psi_{\xi_t}^{(n)} \right),$$

and the objective function is often assumed to be convex instead of concave.

only the first moment of the gradient estimate but also its second moment to set the learning rates for individual design parameters in ξ adaptively has been explored insensitively, especially in the machine learning community, see [7, 30, 14, 19]. In our proposal to optimize Bayesian experimental designs (Algorithm 3.1), one can use any of these stochastic gradient-based methods, and we do not give any recommendation on which method should be used in our algorithm, since it is not the objective of this paper.

3. Monte Carlo gradient estimation. Here we introduce two Monte Carlo estimators of the gradient $\nabla_\xi U(\xi) = \mathbb{E}[\psi_\xi]$. Subsequently we propose an algorithm to efficiently search for optimal Bayesian experimental designs.

3.1. Standard Monte Carlo. The standard Monte Carlo method is one of the easiest and the most straightforward methods to approximate ψ_ξ . Since $\rho(Y_\xi)$ is the expectation of $\rho(Y_\xi | \theta)$ with respect to θ as in (1.1), it can be estimated by using random samples of θ . For randomly chosen θ and Y_ξ , let

$$\psi_{\xi, M} := \left(\log \frac{\rho(Y_\xi | \theta)}{\overline{\rho(Y_\xi | \cdot)}^M} - \eta \right) \nabla_\xi \log \rho(Y_\xi | \theta)$$

with

$$\overline{\rho(Y_\xi | \cdot)}^M = \frac{1}{M} \sum_{m=1}^M \rho(Y_\xi | \theta^{(m)}),$$

where $\theta^{(1)}, \dots, \theta^{(M)}$ are random samples from the prior distribution π_0 of θ . More generally, for an importance distribution q which may depend on Y_ξ , we can consider

$$\psi_{\xi, M, q} := \left(\log \frac{\rho(Y_\xi | \theta)}{\overline{\rho(Y_\xi | \cdot) \pi_0(\cdot) / q(\cdot)}^M} - \eta \right) \nabla_\xi \log \rho(Y_\xi | \theta)$$

with

$$\overline{\frac{\rho(Y_\xi | \cdot) \pi_0(\cdot)}{q(\cdot)}}^M = \frac{1}{M} \sum_{m=1}^M \frac{\rho(Y_\xi | \theta^{(m)}) \pi_0(\theta^{(m)})}{q(\theta^{(m)})},$$

where $\theta^{(1)}, \dots, \theta^{(M)}$ are random samples from the distribution q . Although we have

$$\mathbb{E} \left[\overline{\frac{\rho(Y_\xi | \cdot) \pi_0(\cdot)}{q(\cdot)}}^M \right] = \mathbb{E}_\theta [\rho(Y_\xi | \theta)] = \rho(Y_\xi),$$

the non-linearity of the logarithmic function yields $\mathbb{E}[\psi_{\xi, M}], \mathbb{E}[\psi_{\xi, M, q}] \neq \mathbb{E}[\psi_\xi] = \nabla_\xi U(\xi)$ unless $q = \pi^{Y_\xi}$, meaning that neither $\psi_{\xi, M}$ nor $\psi_{\xi, M, q}$ is an unbiased estimator of the gradient $\nabla_\xi U(\xi)$.

3.2. Unbiased multilevel Monte Carlo. Here we introduce an unbiased multilevel Monte Carlo estimator by using the debiasing technique from [20] which itself is an extension of the multilevel Monte Carlo method due to Giles [9, 10]. Let us consider an increasing sequence $0 < M_0 < M_1 < \dots$ such that $M_\ell \rightarrow \infty$ as $\ell \rightarrow \infty$. It is elementary to check that the following telescoping sum holds:

$$\nabla_\xi U(\xi) = \mathbb{E}[\psi_\xi] = \mathbb{E}[\psi_{\xi, M_0, q}] + \sum_{\ell=1}^{\infty} \mathbb{E}[\psi_{\xi, M_\ell, q} - \psi_{\xi, M_{\ell-1}, q}].$$

More generally, if we have a sequence of “correction” random variables $\Delta\psi_{\xi,0}, \Delta\psi_{\xi,1}, \dots$ such that $\mathbb{E}[\Delta\psi_{\xi,0}] = \mathbb{E}[\psi_{\xi,M_0,q}]$ and

$$\mathbb{E}[\Delta\psi_{\xi,\ell}] = \mathbb{E}[\psi_{\xi,M_\ell,q} - \psi_{\xi,M_{\ell-1},q}] \quad \text{for } \ell > 0,$$

it holds that

$$\nabla_\xi U(\xi) = \mathbb{E}[\psi_\xi] = \sum_{\ell=0}^{\infty} \mathbb{E}[\Delta\psi_{\xi,\ell}].$$

Then, for any sequence of positive reals w_0, w_1, \dots such that $w_0 + w_1 + \dots = 1$, the expectation of the random variable

$$\frac{\Delta\psi_{\xi,\ell}}{w_\ell}$$

with the index $\ell \geq 0$ being selected randomly with probability w_ℓ , is equal to the gradient $\nabla_\xi U(\xi)$. In fact, it is easy to see that

$$\mathbb{E} \left[\frac{\Delta\psi_{\xi,\ell}}{w_\ell} \right] = \sum_{\ell=0}^{\infty} \frac{\mathbb{E}[\Delta\psi_{\xi,\ell}]}{w_\ell} w_\ell = \sum_{\ell=0}^{\infty} \mathbb{E}[\Delta\psi_{\xi,\ell}] = \nabla_\xi U(\xi).$$

Therefore, for any number of outer samples $N \in \mathbb{Z}_{>0}$,

$$\frac{1}{N} \sum_{n=1}^N \frac{\Delta\psi_{\xi,\ell^{(n)}}}{w_{\ell^{(n)}}}$$

with $\ell^{(1)}, \dots, \ell^{(N)}$ being independent and randomly chosen with probability w_ℓ is an unbiased Monte Carlo estimator of $\nabla_\xi U(\xi)$.

Let C_ℓ denote the expected cost of computing $\Delta\psi_{\xi,\ell}$, which is essentially proportional to M_ℓ . In order for the random variable $\Delta\psi_{\xi,\ell}/w_\ell$ to have finite expected squared ℓ_2 -norm and finite expected computational cost, we must have

$$(3.1) \quad \sum_{\ell=0}^{\infty} \frac{\mathbb{E}[\|\Delta\psi_{\xi,\ell}\|_2^2]}{w_\ell} < \infty \quad \text{and} \quad \sum_{\ell=0}^{\infty} C_\ell w_\ell < \infty.$$

In what follows, we provide an explicit form of $\Delta\psi_{\xi,\ell}$ and show that there exists a sequence of positive reals w_0, w_1, \dots which satisfies the condition (3.1).

Throughout this paper let us consider a geometric progression $M_\ell = M_0 2^\ell$ for some $M_0 \in \mathbb{Z}_{\geq 0}$. Although it is possible to change the base of the progression to a general integer $b \geq 2$, we restrict ourselves to the case $b = 2$ for simplicity of exposition. The correction random variables $\Delta\psi_{\xi,0}, \Delta\psi_{\xi,1}, \dots$ are defined by $\Delta\psi_{\xi,0} = \psi_{\xi,M_0,q}$ and

$$\begin{aligned} \Delta\psi_{\xi,\ell} &= \psi_{\xi,M_0 2^\ell,q} - \frac{\psi_{\xi,M_0 2^{\ell-1},q}^{(a)} + \psi_{\xi,M_0 2^{\ell-1},q}^{(b)}}{2} \\ &= \left[\frac{1}{2} \left(\log \frac{\overline{\rho(Y_\xi | \cdot) \pi_0(\cdot)}^{(a)}}{q(\cdot)} + \log \frac{\overline{\rho(Y_\xi | \cdot) \pi_0(\cdot)}^{(b)}}{q(\cdot)} \right) - \log \frac{\overline{\rho(Y_\xi | \cdot) \pi_0(\cdot)}}{q(\cdot)} \right] \\ &\quad \times \nabla_\xi \log \rho(Y_\xi | \theta), \end{aligned}$$

for $\ell > 0$, where $\psi_{\xi,M_0 2^{\ell-1},q}^{(a)}$ and $\psi_{\xi,M_0 2^{\ell-1},q}^{(b)}$ are two independent realizations of $\psi_{\xi,M_0 2^{\ell-1},q}$ which are generated by using the first and second $M_0 2^{\ell-1}$ samples of θ used to compute $\psi_{\xi,M_0 2^\ell,q}$, respectively. That is,

- $\overline{\rho(Y_\xi | \cdot)\pi_0(\cdot)/q(\cdot)}$ denotes the average over $M_0 2^\ell$ random samples of $\theta \sim q$ (note that we omit the superscript since it is clear from the subscript of $\Delta\psi_{\xi,\ell}$),
- $\overline{\rho(Y_\xi | \cdot)\pi_0(\cdot)/q(\cdot)}^{(a)}$ denotes the average over the first $M_0 2^{\ell-1}$ samples of $\theta \sim q$ used in $\overline{\rho(Y_\xi | \cdot)\pi_0(\cdot)/q(\cdot)}$, and
- $\overline{\rho(Y_\xi | \cdot)\pi_0(\cdot)/q(\cdot)}^{(b)}$ denotes the average over the second $M_0 2^{\ell-1}$ samples of $\theta \sim q$ used in $\overline{\rho(Y_\xi | \cdot)\pi_0(\cdot)/q(\cdot)}$.

Here we note that the control variate parameter η disappears from the form of $\Delta\psi_{\xi,\ell}$ for $\ell \geq 1$, so that the variance reduction attained with this parameter only works for the smallest level $\ell = 0$. It is clear that the cost C_ℓ is of $O(2^\ell)$, and that the following antithetic property holds

$$(3.2) \quad \frac{1}{2} \left[\frac{\overline{\rho(Y_\xi | \cdot)\pi_0(\cdot)}^{(a)}}{q(\cdot)} + \frac{\overline{\rho(Y_\xi | \cdot)\pi_0(\cdot)}^{(b)}}{q(\cdot)} \right] = \frac{\overline{\rho(Y_\xi | \cdot)\pi_0(\cdot)}}{q(\cdot)},$$

which is crucial to prove the following claim.

THEOREM 3.1. *Assume that*

$$\sup_{\theta, Y_\xi} \|\nabla_\xi \log \rho(Y_\xi | \theta)\|_2^2 < \infty,$$

and that there exist $u, v > 2$ with $(u-2)(v-2) > 4$ such that

$$\mathbb{E}_{\theta \sim q, Y_\xi} \left[\left| \frac{\rho(Y_\xi | \theta)\pi_0(\theta)}{q(\theta)\rho(Y_\xi)} \right|^u \right], \mathbb{E}_{\theta \sim q, Y_\xi} \left[\left| \log \frac{\rho(Y_\xi | \theta)\pi_0(\theta)}{q(\theta)\rho(Y_\xi)} \right|^v \right] < \infty.$$

Then the following holds true:

1. For a fixed ℓ , we have

$$\mathbb{E}[\|\Delta\psi_{\xi,\ell}\|_2^2] = O(2^{-\beta\ell}) \quad \text{with } \beta = \min\left(\frac{u(v-2)}{2v}, 2\right).$$

2. In order to have (3.1), it suffices to choose $w_\ell \propto 2^{-\tau\ell}$ with $1 < \tau < \beta$.

We postpone the proof of the theorem to Appendix A.

Remark 3.2. 1. Although we can alternatively consider a simpler correction

$$\Delta\psi_{\xi,\ell} = \psi_{\xi, M_0 2^\ell, q} - \psi_{\xi, M_0 2^{\ell-1}, q}^{(a)},$$

the antithetic property (3.2) does not hold for this $\Delta\psi_{\xi,\ell}$ and the order of $\mathbb{E}[\|\Delta\psi_{\xi,\ell}\|_2^2]$ cannot be better than $O(2^{-\ell})$, which results in a difficulty in finding a sequence of positive reals w_0, w_1, \dots which satisfies the condition (3.1).

2. Under the same condition considered in Theorem 3.1, it holds that

$$\mathbb{E}[\|\Delta\psi_{\xi,\ell}\|_1] = O(2^{-\alpha\ell}) \quad \text{with } \alpha = \min\left(\frac{u(v-1)}{2v}, 1\right),$$

for a fixed ℓ . Using this property, the bias of the standard Monte Carlo

estimator with $M = M_0 2^L$ inner samples is bounded as

$$\begin{aligned} \|\nabla_\xi U(\xi) - \mathbb{E}[\psi_{\xi, M_0 2^L, q}]\|_1 &= \left\| \sum_{\ell=L+1}^{\infty} \mathbb{E}[\Delta\psi_{\xi, \ell}] \right\|_1 \\ &\leq \sum_{\ell=L+1}^{\infty} \mathbb{E}[\|\Delta\psi_{\xi, \ell}\|_1] = O(2^{-\alpha L}) = O(M^{-\alpha}). \end{aligned}$$

3.3. Unbiased MLMC stochastic optimization. Finally we arrive at our proposal of a stochastic algorithm to search for an optimal Bayesian experimental design $\xi^* \in \mathcal{X}$.

Algorithm 3.1 Unbiased MLMC stochastic optimization

For a given $1 < \tau < \beta$, set $w_0, w_1, \dots > 0$ such that $w_0 + w_1 + \dots = 1$ and $w_\ell \propto 2^{-\tau\ell}$. For the feasible set \mathcal{X} , initialize $\xi_0 \in \mathcal{X}$ and $t = 0$. For $N \in \mathbb{Z}_{>0}$, do the following:

1. Choose $\ell^{(1)}, \dots, \ell^{(N)} \in \mathbb{Z}_{\geq 0}$ independently and randomly with probability w_ℓ .
2. Compute an unbiased MLMC estimate of the gradient $\nabla_\xi U$ at $\xi = \xi_t$:

$$\frac{1}{N} \sum_{n=1}^N \frac{\Delta\psi_{\xi_t, \ell^{(n)}}}{w_{\ell^{(n)}}}.$$

3. Apply a stochastic gradient-based algorithm to get ξ_{t+1} :

$$\xi_{t+1} = g_t \left(\xi_t, \frac{1}{N} \sum_{n=1}^N \frac{\Delta\psi_{\xi_t, \ell^{(n)}}}{w_{\ell^{(n)}}} \right).$$

4. Check whether a certain stopping criterion is satisfied. If yes, stop the iteration. Otherwise, go to Step 1 with $t \leftarrow t + 1$.
-

Remark 3.3. Some comments are in order.

1. Algorithm 3.1 assumes that the conditions appearing in Theorem 3.1 hold for any $\xi \in \mathcal{X}$ with common values of u and v . Given additional assumptions that \mathcal{X} is convex and that U is strongly concave and differentiable with respect to ξ , most of the stochastic gradient-based optimization algorithms mentioned in Subsection 2.2 have theoretical guarantee that ξ_t converges to the optimal $\xi^* \in \mathcal{X}$ with some decay rate.
2. As in [2, 12, 4], using Laplace approximation-based importance distribution for q helps not only reduce the expected squared ℓ_2 -norm of the Monte Carlo gradient estimator but also avoid numerical instability coming from concentrated posterior measures of θ given Y_ξ . We also refer to [26] for some theoretical analyses on the Laplace approximation.
3. Since we set $w_\ell \propto 2^{-\tau\ell}$, the smallest level $\ell = 0$ is chosen with high probability. Thus, by reducing the expected squared ℓ_2 -norm of $\Delta\psi_{\xi, 0}$ through a suitable choice of the control variate parameter η , the overall expected squared ℓ_2 -norm

$$\sum_{\ell=0}^{\infty} \frac{\mathbb{E}[\|\Delta\psi_{\xi, \ell}\|_2^2]}{w_\ell}$$

can be made smaller at each iteration step.

4. Numerical experiments. Here we conduct numerical experiments for two examples on Bayesian experimental designs. The first example is aimed at verifying our proposed algorithm by using a simple test forward model originally introduced in [12, Section 4.1]. Then, in order to see practical performance of our algorithm, we consider a pharmacokinetic (PK) model similar to that used in [23] for our second example. The Python codes used in our experiments are available from https://github.com/Goda-Research-Group/MLMC_stochastic_gradient.

4.1. Simple test case. Let θ be a vector in \mathbb{R}^s and consider the following linear forward model:

$$Y_\xi = A_\xi \theta + \epsilon,$$

where $Y_\xi, \epsilon \in \mathbb{R}^t$ and the matrix $A_\xi \in \mathbb{R}^{t \times s}$ depends only on design parameters ξ . We assume that the prior distribution π_0 of θ is given by the multivariate normal distribution $N(\mu_\theta, \Sigma_\theta)$ and that the noise ϵ follows $N(0, \Sigma_\epsilon)$. The expected information gain for a given ξ is analytically calculated as

$$U(\xi) = \frac{1}{2} \log |\Sigma_\epsilon^{-1} A_\xi \Sigma_\theta A_\xi^\top + I|,$$

where I denotes the identity matrix of size $t \times t$. In our experiments below, let $s = 2$, $t = 3$,

$$\mu_\theta = \begin{pmatrix} 1 \\ 0 \end{pmatrix}, \quad \Sigma_\theta = \begin{pmatrix} 0.01 & -0.0025 \\ -0.0025 & 0.01 \end{pmatrix}, \quad \Sigma_\epsilon = \begin{pmatrix} 0.02 & -0.005 & 0 \\ -0.005 & 0.02 & -0.005 \\ 0 & -0.005 & 0.02 \end{pmatrix},$$

and

$$A_\xi = \begin{pmatrix} e^{-(\xi_1 - \xi_2)^2} & 2e^{-\xi_2^2} \\ 2e^{-\xi_2^2} & 3 \sin \xi_1 \\ 3e^{-\xi_1^2} & 4e^{-(\xi_1 + \xi_2)^2} \end{pmatrix},$$

for a set of design parameters $\xi = (\xi_1, \xi_2) \in \mathbb{R}^2$.

Throughout this subsection, we do not use any importance sampling for the unbiased MLMC estimator of $\nabla_\xi U$ and set M_0 , the number of level 0 inner samples, to 1. Fig. 1 shows the convergence behaviors of the correction variables $\Delta\psi_{\xi, \ell}$ at $(\xi_1, \xi_2) = (1, 1)$. In the left panel, the expected ℓ_1 -norms of ψ_{ξ, M_ℓ} and $\Delta\psi_{\xi, \ell}$ are plotted on a \log_2 scale as functions of the level ℓ . Here the expectations are estimated empirically by using 2×10^4 i.i.d. samples at each level. While the expected ℓ_1 -norm of ψ_{ξ, M_ℓ} takes an almost constant value for $\ell \geq 4$, that of $\Delta\psi_{\xi, \ell}$ decreases geometrically as the level increases. The linear regression of the data for the range $2 \leq \ell \leq 10$ provides an estimation of α slightly larger than 1, which is better than what we expect from the theoretical analysis, see the second item of Remark 3.2. Using the same i.i.d. samples of ψ_{ξ, M_ℓ} and $\Delta\psi_{\xi, \ell}$, we also estimate their expected squared ℓ_2 -norms, which are plotted as functions of ℓ in the right panel. Again, the expected squared ℓ_2 -norm of ψ_{ξ, M_ℓ} takes an almost constant value for $\ell \geq 4$, whereas that of $\Delta\psi_{\xi, \ell}$ decreases geometrically as the level increases. The linear regression of the data for the range $2 \leq \ell \leq 10$ provides an estimation of β as 1.482, which agrees well with our theoretical result shown in the first item of Theorem 3.1.

Such a fast geometric decay of the correction variables $\Delta\psi_{\xi, \ell}$ motivates us to apply Algorithm 3.1 to search for optimal design parameters $\xi = (\xi_1, \xi_2)$ which maximize the expected information gain $U(\xi)$. For comparison, let us consider the following three estimators for the gradient of the expected information gain:

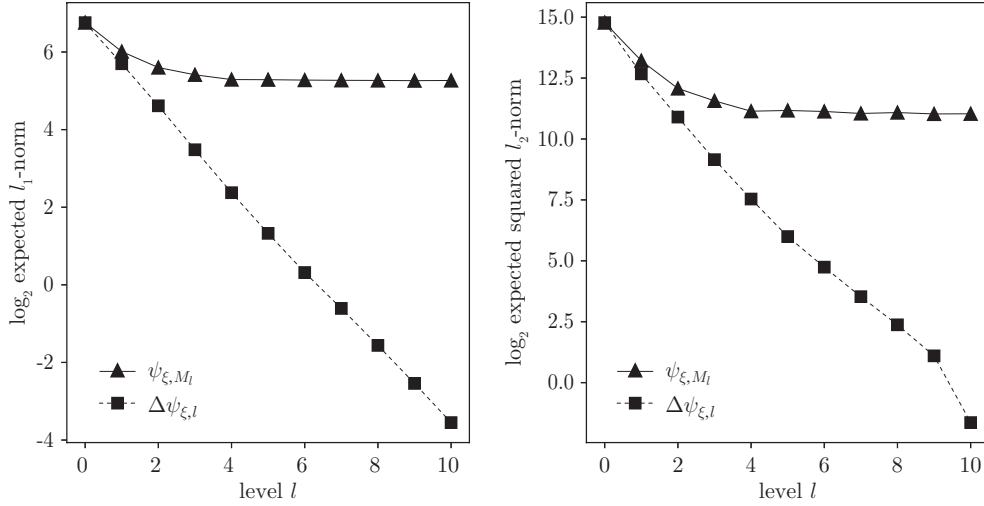


FIG. 1. The expected l_1 -norms and expected squared l_2 -norms of the variables ψ_{ξ, M_ℓ} and $\Delta\psi_{\xi, \ell}$ for the test case at $(\xi_1, \xi_2) = (1, 1)$

1. standard Monte Carlo estimator $\psi_{\xi, M}$ with M inner samples and the prior distribution $q = \pi_0$ (biased),
2. standard Monte Carlo estimator $\psi_{\xi, M, q}$ with one inner sample and the exact posterior distribution $q = \pi^{Y^\xi}$ (unbiased),
3. randomized multilevel Monte Carlo estimator with $M_0 = 1$ (the number of level 0 inner samples) and the prior distribution $q = \pi_0$ (unbiased),

within stochastic gradient descent. Moreover, we fix $\eta = 2.5$ regardless of the location of ξ . We vary $M = 1, 2, 3, 10, 100$ for the first estimator, and we set $\tau = 1.5$ and $w_\ell = 2^{-3\ell/2}(1 - 2^{-3/2})$ to randomly choose the level ℓ for the third estimator. The expected number of inner samples used in the third estimator is given by

$$\sum_{\ell=0}^{\infty} 2^\ell w_\ell = (1 - 2^{-3/2}) \sum_{\ell=0}^{\infty} 2^{-\ell/2} = \frac{1 - 2^{-3/2}}{1 - 2^{-1/2}} \approx 2.21.$$

In order to verify our proposed algorithm, we consider a large number of outer samples $N = 10^5$ at each iteration step. We use the AMSGrad optimizer proposed in [19] with constant learning rate $\alpha_t = 0.004$ and exponential moving average parameters $\beta_1 = 0.9, \beta_2 = 0.999$ as a stochastic descent algorithm, and set the maximum iteration steps T to 1000 as a stopping criterion. The initial design parameter at $t = 0$ is given by $(1, 1)$ and the feasible set \mathcal{X} is set to \mathbb{R}^2 . Note that we consider constant learning rate α_t just for testing purposes as often done in the literature.

Fig. 2 shows the trajectories of design parameters (ξ_1, ξ_2) observed for the considered estimators of the gradient $\nabla_\xi U$. As expected, the trajectory for the second estimator, which is expected to be most accurate, is always perpendicular to contour curves of the expected information gain U and finally reaches to the optimal experimental designs ξ^* . A similar trajectory is observed for the standard Monte Carlo estimator with large number of inner samples $M = 100$. With smaller numbers of inner samples, however, the bias of the standard Monte Carlo estimator leads to quite different trajectories and the design parameters converge to non-optimal points. The unbiased MLMC estimator, on the other hand, yields the trajectory which has some

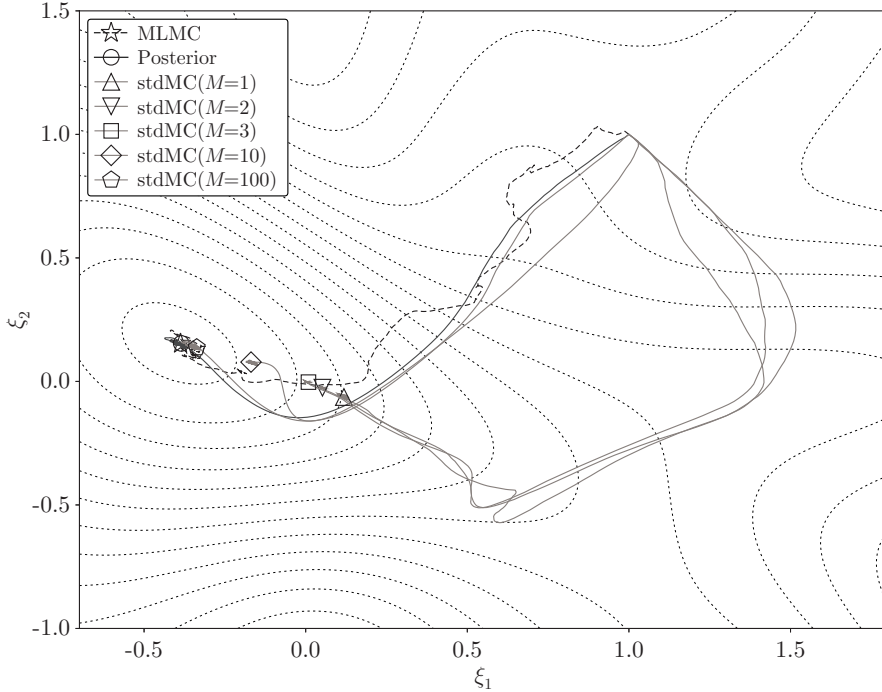


FIG. 2. The trajectories of design parameters (ξ_1, ξ_2) for various Monte Carlo estimators of the gradient $\nabla_{\xi} U$

fluctuation but is closely perpendicular to contour curves of U . The resulting design parameters are too close to the optimal ones that we cannot see a clear difference between them visually. We would like to emphasize that the expected number of inner samples used in the unbiased MLMC estimator is only about 2.21 but it enables to improve the results for the standard Monte Carlo estimator with $M = 2$ or $M = 3$ inner samples significantly.

Fig. 3 shows the convergence behaviors of the expected squared ℓ_2 -norm of the correction variables $\Delta\psi_{\xi, \ell}$ at the iteration steps $t = 0, T/2, T$. Here, similarly to Fig. 1, the expectations are estimated empirically by using 2×10^4 i.i.d. samples at each level. For the cases $t = T/2$ and $t = T$, the expected squared ℓ_2 -norm of ψ_{ξ, M_ℓ} decreases more prominently than the case $t = 0$ for small values of ℓ but gradually tend to take an almost constant value. We can confirm a geometric decay of the expected squared ℓ_2 -norm of the correction variables for all the cases. The linear regression of the data for the range $2 \leq \ell \leq 10$ provides estimations of β as 1.604, 1.457, 1.469, respectively, which agrees well with our theoretical result. A slight difference of the estimate 1.604 for the initial step $t = 0$ from 1.482 obtained from Fig. 1 comes from independent computations of the same stochastic quantities. We note that our choice of $w_\ell = 2^{-3\ell/2}(1 - 2^{-3/2})$ might be a bit aggressive in the sense that the expected squared ℓ_2 -norm of the unbiased MLMC estimator

$$\sum_{\ell=0}^{\infty} \frac{\mathbb{E}[\|\Delta\psi_{\xi, \ell}\|_2^2]}{w_\ell}$$

possibly does not converge. A practical issue on how to choose w_ℓ properly depending

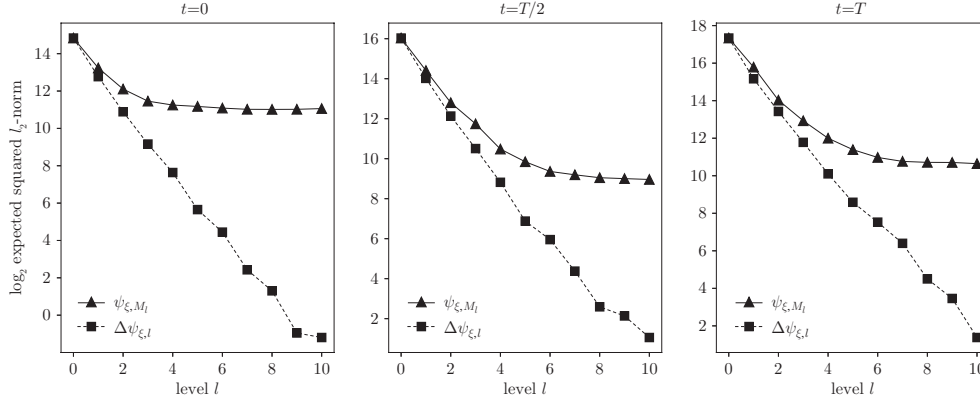


FIG. 3. The expected squared ℓ_2 -norms of the variables ψ_{ξ, M_ℓ} and $\Delta\psi_{\xi, \ell}$ for the test case at the iteration step $t = 0, T/2, T$

on the problem at hand is left open for future research.

4.2. Pharmacokinetic model. Let us consider a PK design problem introduced in [23], which itself is based on the previous PK project conducted by [28] to investigate the effect of extracorporeal membrane oxygenation (ECMO) on the PK of antibiotics in sheep. Suppose that ECMO treatment starts at time $t = 0$ min³ and the dose $D = 500$ mg of some drug such as meropenem is administrated over $T_{\min} = 30$ min. Blood samples are to be taken 10 times at $t = \xi_1, \dots, \xi_{10}$ min after the commencement of drug administration and the drug concentration is measured for each blood sample. Given the set of 10 drug concentration measurements, it is expected that the uncertainty of PK parameters of interest θ can be reduced. Our objective here is to optimize sampling times $\xi = (\xi_1, \dots, \xi_{10}) \in \mathbb{R}_{\geq 0}^{10}$ such that the expected information gain brought from blood sampling is maximized.

Following [23], let $\theta = (\log k_e, \log V) \in \mathbb{R}^2$ where k_e represents the first-order elimination rate constant and V does the volume of distribution. Assume that the drug concentration of blood sample taken at time $t > 0$ is described as

$$Y_t = \frac{D}{T_{\min}} \cdot \frac{e^{-k_e \max(0, t - T_{\min})} - e^{-k_e t}}{k_e V} + \epsilon_t =: g_t(\theta) + \epsilon_t.$$

Here, originally in [23], the authors consider the case where the variance of the noise ϵ_t is proportional to the square of g_t , whereas we assume in this paper that the variance of the noise ϵ_t is independent of the value of g_t for simplicity. Then our forward model is given by

$$\begin{aligned} Y &= (Y_{\xi_1}, \dots, Y_{\xi_{10}}) = (g_{\xi_1}(\theta), \dots, g_{\xi_{10}}(\theta)) + (\epsilon_{\xi_1}, \dots, \epsilon_{\xi_{10}}) \\ &=: g_\xi(\theta) + \epsilon_\xi \in \mathbb{R}^{10}, \end{aligned}$$

where $\epsilon_{\xi_1}, \dots, \epsilon_{\xi_{10}}$ are assumed mutually independent and follow the same zero-mean normal distribution $N(0, \sigma_\epsilon^2)$ with $\sigma_\epsilon^2 = 10^{-8}$. The prior distribution of θ is given by the multivariate normal distribution:

$$\theta \sim N \left(\begin{pmatrix} -3.26 \\ 8.99 \end{pmatrix}, \begin{pmatrix} 0.0071 & -0.0057 \\ -0.0057 & 0.0080 \end{pmatrix} \right).$$

³Here and in what follows, with abuse of notation, we use the same symbol t to denote either the time of the ECMO treatment or the iteration step of the stochastic optimization.

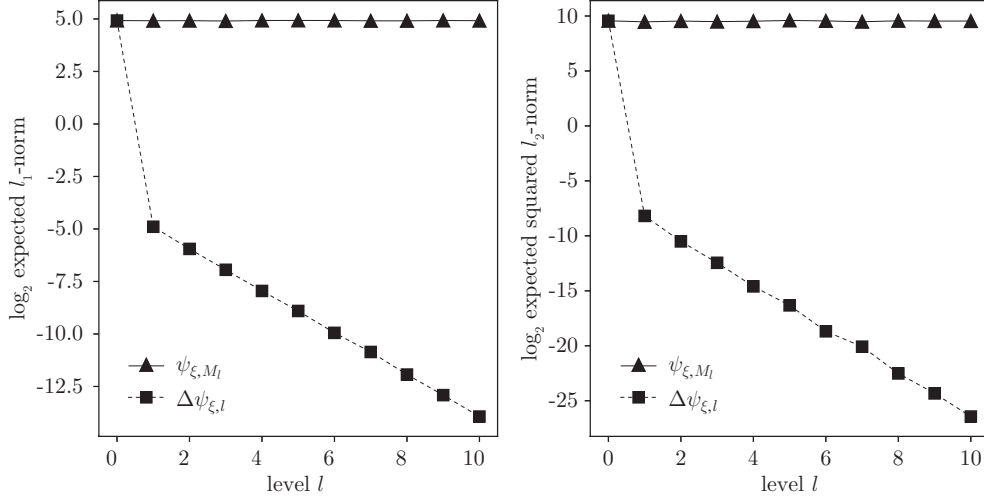


FIG. 4. The expected ℓ_1 -norms and expected squared ℓ_2 -norms of the variables ψ_{ξ, M_ℓ} and $\Delta\psi_{\xi, \ell}$ for the PK model with the design parameters given in (4.1)

In this setting the posterior distribution of θ given Y cannot be analytically given. In order to reduce the expected squared ℓ_2 -norm of the unbiased MLMC estimator of the gradient $\nabla_\xi U$, we use Laplace approximation-based importance sampling [16], that is, for the data Y generated conditionally on the known value of $\theta = \theta^*$ from the forward model, we approximate the posterior distribution $\pi^{Y_\xi}(\theta)$ by a Gaussian distribution $N(\hat{\theta}, \hat{\Sigma})$ with

$$\begin{aligned}\hat{\theta} &= \theta^* - (J(\theta^*)^\top J(\theta^*) + H(\theta^*)^\top E - \sigma_\epsilon^2 \nabla_\theta \nabla_\theta \log \pi_0(\theta^*))^{-1} J(\theta^*)^\top E, \\ \hat{\Sigma} &= \left(\sigma_\epsilon^{-2} J(\hat{\theta})^\top J(\hat{\theta}) - \nabla_\theta \nabla_\theta \log \pi_0(\hat{\theta}) \right)^{-1}.\end{aligned}$$

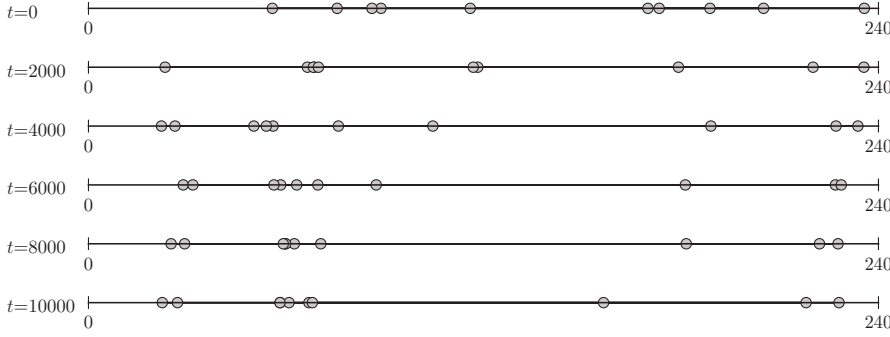
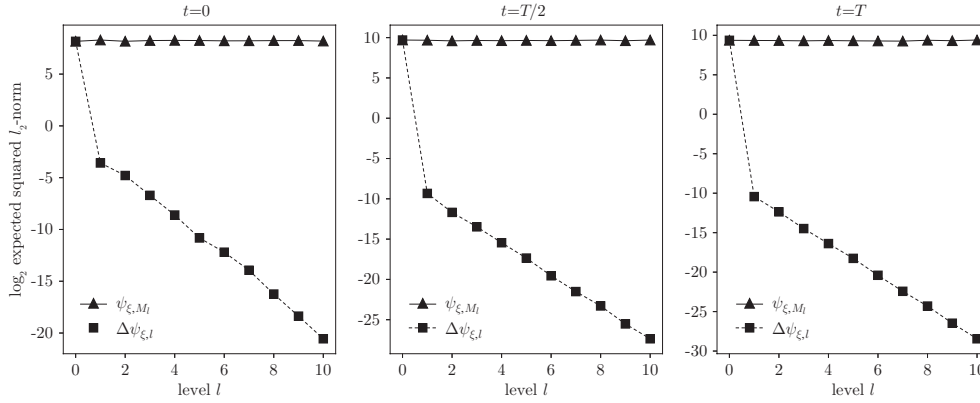
Here J and H denote the Jacobian and Hessian of $-g_\xi$, respectively, that is, $J(\theta) = -\nabla_\theta g_\xi(\theta)$ and $H(\theta) = -\nabla_\theta \nabla_\theta g_\xi(\theta)$. Also we write $E := Y^\top - g_\xi(\theta^*)^\top$. We use this $N(\hat{\theta}, \hat{\Sigma})$ as an importance distribution q . In what follows, we fix $M_0 = 1$ and $\eta = 2^{2.5}$ regardless of the location of (ξ_1, \dots, ξ_{10}) .

First let us consider the set of design parameters given by

$$(4.1) \quad (\xi_1, \dots, \xi_{10}) = (15, 30, 45, 60, 90, 120, 180, 360, 480, 720),$$

as also considered in [23]. Fig. 4 shows the convergence behaviors of the correction variables $\Delta\psi_{\xi, \ell}$. Similarly to Fig. 1, the expected ℓ_1 -norms of ψ_{ξ, M_ℓ} and $\Delta\psi_{\xi, \ell}$ are plotted on a log₂ scale as functions of the level ℓ in the left panel, whereas the expected squared ℓ_2 -norms are plotted in the right panel. Here the expectations are estimated empirically by using 2×10^4 i.i.d. samples at each level. In this case, both the expected ℓ_1 -norm and the expected squared ℓ_2 -norm of ψ_{ξ, M_ℓ} take almost constant values for all $\ell \geq 0$. As for the correction variables $\Delta\psi_{\xi, \ell}$, we can see large drops between the levels $\ell = 0$ and $\ell = 1$ and geometric decays for larger ℓ . The linear regression of the data for the range $2 \leq \ell \leq 10$ provides estimations of α and β as almost 1 and 2, respectively, which agrees well with our theoretical result.

In order to search for optimal design parameters (ξ_1, \dots, ξ_{10}) , we do not represent them by a smaller number of parameters as considered in [24], but instead we optimize

FIG. 5. Design parameters (ξ_1, \dots, ξ_{10}) during the optimization process for a single runFIG. 6. The expected squared ℓ_2 -norms of the variables ψ_{ξ, M_t} and $\Delta\psi_{\xi, \ell}$ for the PK model at the iteration step $t = 0, T/2, T$

them directly. We initialize 10 sampling times by generating 10 points uniformly and randomly from the interval $[0, 240]$. In Algorithm 3.1, we set $w_0 = 0.9$ and $w_\ell \propto 2^{-3\ell/2}$ for $\ell \geq 1$ such that they are summed up to 1, and set the number of outer samples to $N = 5000$ at each iteration step. We use the AMSGrad optimizer with constant learning rate $\alpha_t = 0.24$ and exponential moving average parameters $\beta_1 = 0.9, \beta_2 = 0.999$ as a stochastic descent algorithm, and set the maximum iteration steps T to 10000 as a stopping criterion. The feasible set \mathcal{X} is restricted to $[0, 240]^{10}$.

Fig. 5 shows the set of design parameters (ξ_1, \dots, ξ_{10}) obtained at the iteration steps $t = 0, 2000, \dots, 10000$ for a single run. We can see some clusters of sampling for earlier times and an empty period around 120 min as the iteration proceeds. Such an irregular allocation of sampling times seems quite hard to represent by a fewer number of parameters, say 2 or 3. Fig. 6 shows the convergence behaviors of the expected squared ℓ_2 -norm of the correction variables $\Delta\psi_{\xi, \ell}$ at the iteration steps $t = 0, T/2, T$. Here, similarly to Fig. 4, the expectations are estimated empirically by using 2×10^4 i.i.d. samples at each level. Even as the iteration proceeds, a good geometric decay can be confirmed and the linear regression of the data for the range $2 \leq \ell \leq 10$ provides estimations of β as 1.896, 1.992, 2.002, respectively, which supports our choice of w_ℓ .

Finally we repeat the same optimization computation 5 times independently. Fig. 7 shows the behavior of the expected information gain U as a function of the number of iteration steps for all 5 runs. For this problem, the expected information

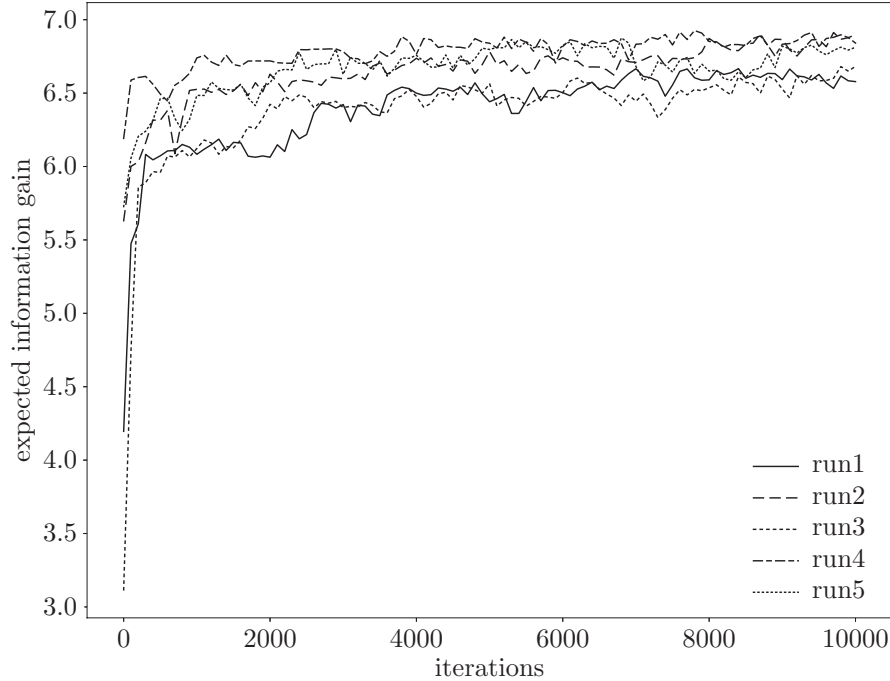
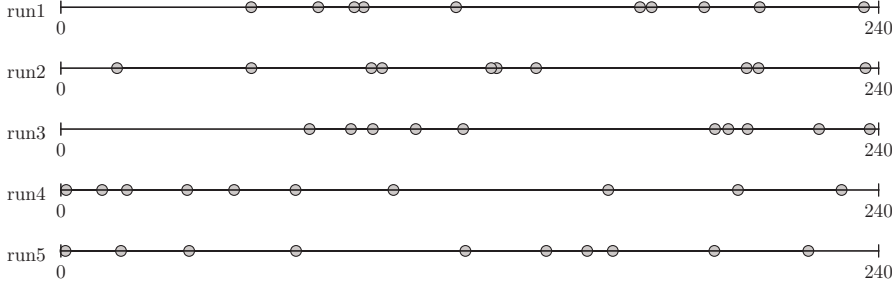
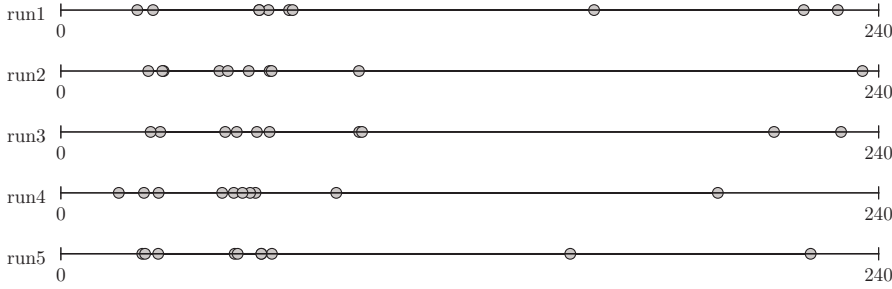


FIG. 7. The behavior of the expected information gain as a function of the number of iteration steps

gain for any design parameter ξ cannot be evaluated exactly, so that we use a randomized variant of the MLMC estimator introduced in [12] with 2×10^4 outer samples to estimate the expected information gain for every 100 steps. For every run, the expected information gain increases with some fluctuation as the iteration proceeds, which is the nature of stochastic optimization, and converges to a value around 6.75. Figs. 8 and 9 compare the initial blood sampling times and the resulting ones after $T = 10000$ iteration steps. Regardless of the initial random allocations, the resulting ones are similar to each other in the sense that they have some clusters for earlier times and an empty period around 120 min, which shows a stability of our unbiased MLMC-based stochastic optimization. In this way, although we do not know whether the expected information gain is strongly concave as a function of $\xi = (\xi_1, \dots, \xi_{10})$, our Algorithm 3.1 performs well for this realistic PK problem with 10 design parameters.

5. Conclusion. In this paper we have developed an efficient stochastic algorithm to optimize Bayesian experimental designs such that the expected information gain is maximized. Since the gradient of the expected information gain with respect to design parameters is expressed as a nested expectation, a straightforward usage of stochastic gradient-based optimization algorithms in which the number of inner Monte Carlo samples is kept fixed only gives a biased solution of Bayesian experimental design unless i.i.d. sampling from the exact posterior distribution is possible. To overcome this issue, we have introduced an unbiased antithetic multilevel Monte Carlo estimator for the gradient of the expected information gain, and have proven under some conditions that our estimator is unbiased and has finite expected squared ℓ_2 -norm and finite computational cost per one sample. This way, combining our unbi-

FIG. 8. *Initial design parameters* (ξ_1, \dots, ξ_{10}) *for independent 5 runs*FIG. 9. *Resulting design parameters* (ξ_1, \dots, ξ_{10}) *for independent 5 runs*

ased multilevel estimator with stochastic gradient-based optimization algorithms leads to a novel stochastic algorithm to search for optimal Bayesian experimental designs without suffering from any bias. Numerical experiments for a simple test case show that our proposed algorithm can find optimal Bayesian experimental designs with the convergence behavior similar to stochastic gradient-based methods with Monte Carlo samples from the exact posterior distribution. Moreover, our proposed algorithm performs well for a more realistic pharmacokinetic test problem.

Acknowledgements. TG would like to thank Professor Mike Giles of the University of Oxford for useful discussions and comments at an early stage of this research.

Appendix A. Proof of Theorem 3.1. The proof for the first assertion follows a argument similar to that of [12, Theorem 2]. Using the antithetic property (3.2), we have

$$\begin{aligned} \Delta\psi_{\xi,\ell} = & \left[\frac{1}{2} \left(\log \frac{\overline{\rho(Y_\xi | \cdot)\pi_0(\cdot)}}{q(\cdot)\rho(Y_\xi)} - \frac{\overline{\rho(Y_\xi | \cdot)\pi_0(\cdot)}}{q(\cdot)\rho(Y_\xi)} + 1 \right) \right. \\ & + \frac{1}{2} \left(\log \frac{\overline{\rho(Y_\xi | \cdot)\pi_0(\cdot)}}{q(\cdot)\rho(Y_\xi)} - \frac{\overline{\rho(Y_\xi | \cdot)\pi_0(\cdot)}}{q(\cdot)\rho(Y_\xi)} + 1 \right) \\ & \left. - \left(\log \frac{\overline{\rho(Y_\xi | \cdot)\pi_0(\cdot)}}{q(\cdot)\rho(Y_\xi)} - \frac{\overline{\rho(Y_\xi | \cdot)\pi_0(\cdot)}}{q(\cdot)\rho(Y_\xi)} + 1 \right) \right] \nabla_\xi \log \rho(Y_\xi | \theta). \end{aligned}$$

Applying Jensen' inequality leads to

$$\begin{aligned} \|\Delta\psi_{\xi,\ell}\|_2^2 &\leq \left[\log \frac{\overline{\rho(Y_\xi | \cdot)\pi_0(\cdot)}}{q(\cdot)\rho(Y_\xi)} - \frac{\overline{\rho(Y_\xi | \cdot)\pi_0(\cdot)}}{q(\cdot)\rho(Y_\xi)} + 1 \right]^2 \\ &\quad + \left[\log \frac{\overline{\rho(Y_\xi | \cdot)\pi_0(\cdot)}}{q(\cdot)\rho(Y_\xi)} - \frac{\overline{\rho(Y_\xi | \cdot)\pi_0(\cdot)}}{q(\cdot)\rho(Y_\xi)} + 1 \right]^2 \\ &\quad + 2 \left[\log \frac{\overline{\rho(Y_\xi | \cdot)\pi_0(\cdot)}}{q(\cdot)\rho(Y_\xi)} - \frac{\overline{\rho(Y_\xi | \cdot)\pi_0(\cdot)}}{q(\cdot)\rho(Y_\xi)} + 1 \right]^2 \|\nabla_\xi \log \rho(Y_\xi | \theta)\|_2^2. \end{aligned}$$

In what follows, we prove a bound on the expectation of the product

$$\left[\log \frac{\overline{\rho(Y_\xi | \cdot)\pi_0(\cdot)}}{q(\cdot)\rho(Y_\xi)} - \frac{\overline{\rho(Y_\xi | \cdot)\pi_0(\cdot)}}{q(\cdot)\rho(Y_\xi)} + 1 \right]^2 \|\nabla_\xi \log \rho(Y_\xi | \theta)\|_2^2,$$

since bounds on the other terms can be shown in the same way.

As in [12, Theorem 2], by using an elementary inequality

$$|\log x - x + 1| \leq |x - 1|^r \max(-\log x, 1),$$

which holds for any $1 \leq r \leq 2$ and $x > 0$, together with Hölder inequality, we have

$$\begin{aligned} &\mathbb{E} \left[\left[\log \frac{\overline{\rho(Y_\xi | \cdot)\pi_0(\cdot)}}{q(\cdot)\rho(Y_\xi)} - \frac{\overline{\rho(Y_\xi | \cdot)\pi_0(\cdot)}}{q(\cdot)\rho(Y_\xi)} + 1 \right]^2 \|\nabla_\xi \log \rho(Y_\xi | \theta)\|_2^2 \right] \\ &\leq \mathbb{E} \left[\left[\frac{\overline{\rho(Y_\xi | \cdot)\pi_0(\cdot)}}{q(\cdot)\rho(Y_\xi)} - 1 \right]^{2r} \left(\max \left(-\log \frac{\overline{\rho(Y_\xi | \cdot)\pi_0(\cdot)}}{q(\cdot)\rho(Y_\xi)}, 1 \right) \right)^2 \|\nabla_\xi \log \rho(Y_\xi | \theta)\|_2^2 \right] \\ &\leq \left(\mathbb{E} \left[\left[\frac{\overline{\rho(Y_\xi | \cdot)\pi_0(\cdot)}}{q(\cdot)\rho(Y_\xi)} - 1 \right]^{2sr} \right] \right)^{1/s} \left(\mathbb{E} \left[\left(\max \left(-\log \frac{\overline{\rho(Y_\xi | \cdot)\pi_0(\cdot)}}{q(\cdot)\rho(Y_\xi)}, 1 \right) \right)^{2t} \right] \right)^{1/t} \\ &\quad \times \sup_{\theta, Y_\xi} \|\nabla_\xi \log \rho(Y_\xi | \theta)\|_2^2, \end{aligned}$$

for any Hölder conjugates $s, t \geq 1$ with $s^{-1} + t^{-1} = 1$.

Here we see that the following trivial equality

$$\mathbb{E} \left[\frac{\overline{\rho(Y_\xi | \cdot)\pi_0(\cdot)}}{q(\cdot)\rho(Y_\xi)} \right] = 1$$

holds for any Y_ξ . Applying a concentration inequality from [11, Lemma 1], as long as $2sr \leq u$, the first factor above can be bounded by

$$\mathbb{E} \left[\left[\frac{\overline{\rho(Y_\xi | \cdot)\pi_0(\cdot)}}{q(\cdot)\rho(Y_\xi)} - 1 \right]^{2sr} \right] \leq \frac{C_{2sr}}{(M_0 2^\ell)^{sr}} \mathbb{E}_{\theta, Y_\xi} \left[\left[\frac{\rho(Y_\xi | \theta)\pi_0(\theta)}{q(\theta)\rho(Y_\xi)} - 1 \right]^{2sr} \right].$$

Regarding the second factor, following the argument in [12], we have

$$\left(\max \left(-\log \frac{\overline{\rho(Y_\xi | \cdot)\pi_0(\cdot)}}{q(\cdot)\rho(Y_\xi)}, 1 \right) \right)^{2t} \leq \frac{1}{M_0 2^\ell} \sum_{m=1}^{M_0 2^\ell} \left(\left| \log \frac{\rho(Y_\xi | \theta^{(m)})\pi_0(\theta^{(m)})}{q(\theta^{(m)})\rho(Y_\xi)} \right|^{2t} + 1 \right),$$

and thus, as long as $2t \leq v$,

$$\mathbb{E} \left[\left(\max \left(-\log \frac{\overline{\rho(Y_\xi | \cdot) \pi_0(\cdot)}}{q(\cdot) \rho(Y_\xi)}, 1 \right) \right)^{2t} \right] \leq \mathbb{E}_{\theta, Y_\xi} \left[\left| \log \frac{\rho(Y_\xi | \theta) \pi_0(\theta)}{q(\theta) \rho(Y_\xi)} \right|^{2t} \right] + 1.$$

We choose the Hölder conjugates and the exponent r as

$$s = \frac{v}{v-2}, \quad t = \frac{v}{2} \quad \text{and} \quad r = \beta := \min \left(\frac{u(v-2)}{2v}, 2 \right).$$

The assumption $(u-2)(v-2) > 4$ ensures $\beta > 1$. Altogether we obtain a bound

$$\begin{aligned} & \mathbb{E} \left[\left| \log \frac{\overline{\rho(Y_\xi | \cdot) \pi_0(\cdot)}}{q(\cdot) \rho(Y_\xi)} - \frac{\overline{\rho(Y_\xi | \cdot) \pi_0(\cdot)}}{q(\cdot) \rho(Y_\xi)} + 1 \right|^2 \|\nabla_\xi \log \rho(Y_\xi | \theta)\|_2^2 \right] \\ & \leq \frac{C^{\min(u, 4v/(v-2))}}{(M_0 2^\ell)^\beta} \left(\mathbb{E}_{\theta, Y_\xi} \left[\left| \frac{\rho(Y_\xi | \theta) \pi_0(\theta)}{q(\theta) \rho(Y_\xi)} - 1 \right|^{\min(u, 4v/(v-2))} \right] \right)^{(v-2)/v} \\ & \quad \times \left(\mathbb{E}_{\theta, Y_\xi} \left[\left| \log \frac{\rho(Y_\xi | \theta) \pi_0(\theta)}{q(\theta) \rho(Y_\xi)} \right|^v \right] + 1 \right)^{2/v} \sup_{\theta, Y_\xi} \|\nabla_\xi \log \rho(Y_\xi | \theta)\|_2^2. \end{aligned}$$

This gives a bound on the expected squared ℓ_2 -norm $\mathbb{E}[\|\Delta\psi_{\xi, \ell}\|_2^2]$ of order $2^{-\beta\ell}$.

Let us move on to the second assertion. By choosing $w_\ell \propto 2^{-\tau\ell}$, it follows from the first assertion that

$$\sum_{\ell=0}^{\infty} \frac{\mathbb{E}[\|\Delta\psi_{\xi, \ell}\|_2^2]}{w_\ell} \propto \sum_{\ell=0}^{\infty} 2^{-(\beta-\tau)\ell},$$

and

$$\sum_{\ell=0}^{\infty} C_\ell w_\ell \propto \sum_{\ell=0}^{\infty} 2^{-(\tau-1)\ell}.$$

Thus, if $1 < \tau < \beta$, these two quantities are obviously bounded. It is important to remark that we have these finite bounds on the expected squared ℓ_2 -norm and the expected computational cost of the random variable $\Delta\psi_{\xi, \ell}/w_\ell$, since we assume $(u-2)(v-2) > 4$, which ensures $\beta > 1$.

REFERENCES

- [1] S. ASMUSSEN AND P. W. GLYNN, *Stochastic Simulation*, Springer, New York, 2007.
- [2] J. BECK, B. M. DIA, L. F. R. ESPATH, Q. LONG, AND R. TEMPONE, *Fast Bayesian experimental design: Laplace-based importance sampling for the expected information gain*, *Computer Methods in Applied Mechanics and Engineering*, 334 (2018), pp. 523–553, <https://doi.org/10.1016/j.cma.2018.01.053>.
- [3] J. BECK, B. M. DIA, L. F. R. ESPATH, AND R. TEMPONE, *Multilevel double loop Monte Carlo and stochastic collocation methods with importance sampling for Bayesian optimal experimental design*, *International Journal for Numerical Methods in Engineering*, (2020), pp. 1–22, <https://doi.org/10.1002/nme.6367>.
- [4] A. G. CARLON, B. M. DIA, L. F. R. ESPATH, R. H. LOPEZ, AND R. TEMPONE, *Nesterov-aided stochastic gradient methods using Laplace approximation for Bayesian design optimization*, *Computer Methods in Applied Mechanics and Engineering*, 363 (2020), 112909, <https://doi.org/10.1016/j.cma.2020.112909>.

- [5] K. CHALONER AND I. VERDINELLI, *Bayesian experimental design: a review*, *Statistical Science*, 10 (1995), pp. 273–304, <https://doi.org/10.1214/ss/1177009939>.
- [6] S. DEREICH AND T. MÜLLER-GRONBACH, *General multilevel adaptations for stochastic approximation algorithms of Robbins-Monro and Polyak-Ruppert type*, *Numerische Mathematik*, 142 (2019), pp. 279–328, <https://doi.org/10.1007/s00211-019-01024-y>.
- [7] J. DUCHI, E. HAZAN, AND Y. SINGER, *Adaptive subgradient methods for online learning and stochastic optimization*, *Journal of Machine Learning Research*, 12 (2011), pp. 2121–2159.
- [8] N. FRIKHA, *Multilevel stochastic approximation algorithms*, *Annals of Applied Probability*, 26 (2016), pp. 933–985, <https://doi.org/10.1214/15-AAP1109>.
- [9] M. B. GILES, *Multilevel Monte Carlo path simulation*, *Operations Research*, 56 (2008), pp. 607–617, <https://doi.org/10.1287/opre.1070.0496>.
- [10] M. B. GILES, *Multilevel Monte Carlo methods*, *Acta Numerica*, 24 (2015), pp. 259–328, <https://doi.org/10.1017/S096249291500001X>.
- [11] M. B. GILES AND T. GODA, *Decision-making under uncertainty: using MLMC for efficient estimation of EVPPI*, *Statistics and Computing*, 29 (2019), pp. 739–751, <https://doi.org/10.1007/s11222-018-9835-1>.
- [12] T. GODA, T. HIRONAKA, AND T. IWAMOTO, *Multilevel Monte Carlo estimation of expected information gains*, *Stochastic Analysis and Applications*, (2020), pp. 1–20, <https://doi.org/10.1080/07362994.2019.1705168>.
- [13] X. HUAN AND Y. M. MARZOUK, *Gradient-based stochastic optimization methods in Bayesian experimental design*, *International Journal for Uncertainty Quantification*, 4 (2014), pp. 479–510, <https://doi.org/10.1615/Int.J.UncertaintyQuantification.2014006730>.
- [14] D. P. KINGMA AND J. L. BA, *Adam: A method for stochastic optimization*, Dec. 2014, <https://arxiv.org/abs/1412.6980>.
- [15] D. V. LINDLEY, *On a measure of the information provided by an experiment*, *The Annals of Mathematical Statistics*, 27 (1956), pp. 986–1005, <https://doi.org/10.1214/aoms/1177728069>.
- [16] Q. LONG, M. SCAVINO, R. TEMPONE, AND S. WANG, *Fast estimation of expected information gains for Bayesian experimental designs based on Laplace approximations*, *Computer Methods in Applied Mechanics and Engineering*, 259 (2013), pp. 24–39, <https://doi.org/10.1016/j.cma.2013.02.017>.
- [17] Y. E. NESTEROV, *A method of solving a convex programming problem with convergence rate $o(1/k^2)$* , *Soviet Mathematics Doklady*, 27 (1983), pp. 372–376.
- [18] B. T. POLYAK, *A new method of stochastic approximation type (in Russian)*, *Avtomatika i Telemekhanika*, 7 (1990), pp. 98–107.
- [19] S. J. REDDI, S. KALE, AND S. KUMAR, *On the convergence of Adam and beyond*, Apr. 2019, <https://arxiv.org/abs/1904.09237>.
- [20] C. H. RHEE AND P. GLYNN, *Unbiased estimation with square root convergence for SDE models*, *Operations Research*, 63 (2015), pp. 1026–1043, <https://doi.org/10.1287/opre.2015.1404>.
- [21] H. ROBBINS AND S. MONRO, *A stochastic approximation method*, *The Annals of Mathematical Statistics*, 22 (1951), pp. 400–407, <https://doi.org/10.1214/aoms/1177729586>.
- [22] D. RUPPERT, *Stochastic approximation*, in *Handbook of Sequential Analysis*, B. K. Ghosh and P. K. Sen, eds., Dekker, New York, 1991, pp. 503–529.
- [23] E. G. RYAN, C. D. DROVANDI, AND A. N. PETTITT, *Fully Bayesian experimental design for pharmacokinetic studies*, *Entropy*, 17 (2015), pp. 1063–1089, <https://doi.org/10.3390/e17031063>.
- [24] E. G. RYAN, C. D. DROVANDI, M. THOMPSON, AND A. N. PETTITT, *Towards Bayesian experimental design for nonlinear models that require a large number of sampling times*, *Computational Statistics and Data Analysis*, 70 (2014), pp. 45–60, <https://doi.org/10.1016/j.csda.2013.08.017>.
- [25] K. J. RYAN, *Estimating expected information gains for experimental designs with application to the random fatigue-limit model*, *Journal of Computational and Graphical Statistics*, 12 (2003), pp. 585–603, <https://doi.org/10.1198/1061860032012>.
- [26] C. SCHILLINGS, B. SPRUNGK, AND P. WACKER, *On the convergence of the Laplace approximation and noise-level-robustness of Laplace-based Monte Carlo methods for Bayesian inverse problems*, Jan. 2019, <https://arxiv.org/abs/1901.03958>.
- [27] A. SHAPIRO, D. DENTCHEVA, AND A. RUSZCZYŃSKI, *Lectures on Stochastic Programming*, SIAM, Philadelphia, 2009.
- [28] K. SHEKAR, J. A. ROBERTS, M. T. SMITH, Y. L. FUNG, AND J. F. FRASER, *The ECMO PK project: an incremental research approach to advance understanding of the pharmacokinetic alterations and improve patient outcomes during extracorporeal membrane oxygenation*, *BMC Anesthesiology*, 13 (2013), 7, <https://doi.org/10.1186/1471-2253-13-7>.

- [29] A. M. STUART, *Inverse problems: A Bayesian perspective*, Acta Numerica, 19 (2010), pp. 451–559, <https://doi.org/10.1017/S0962492910000061>.
- [30] T. TIELEMAN AND G. HINTON, *Lecture 6.5 – RMSProp*, COURSERA: Neural networks for machine learning, 4 (2012), pp. 26–31.