

An Effective and Efficient Training Algorithm for Multi-layer Feedforward Neural Networks

Zebin Yang^{1*}, Hengtao Zhang^{1*}, Agus Sudjianto², and Aijun Zhang^{1**}

¹Department of Statistics and Actuarial Science, The University of Hong Kong,
Pokfulam Road, Hong Kong

²Corporate Model Risk, Wells Fargo, USA

Abstract

Network initialization is the first and critical step for training neural networks. In this paper, we propose a novel network initialization scheme based on the celebrated Stein's identity. By viewing multi-layer feedforward neural networks as cascades of multi-index models, the projection weights to the first hidden layer are initialized using eigenvectors of the cross-moment matrix between the input's second-order score function and the response. The input data is then forward propagated to the next layer and such a procedure can be repeated until all the hidden layers are initialized. Finally, the weights for the output layer are initialized by generalized linear modeling. Such a proposed SteinGLM method is shown through extensive numerical results to be much faster and more accurate than other popular methods commonly used for training neural networks.

Keywords: Multi-layer Feedforward Neural Network; Initialization Scheme; Stein's Identity; Multi-index Model; Generalized Linear Model.

1 Introduction

Neural networks have shown extraordinary prediction performance in numerous learning tasks, while training a multi-layer neural network from scratch is not that easy. It may

*These authors contributed equally to this work

**Corresponding author: ajzhang@hku.hk

suffer from slow convergence, local optimum, overfitting, and many other problems. Accordingly, researchers have tried to solve these issues from different perspectives, including novel network architectures (e.g., the residual network; He et al., 2016) and new optimizers (e.g., the Adam optimizer; Kingma and Ba, 2014). Recently, it is found that network initialization is also a critical step, and a good initialization scheme can help achieve almost-perfect performance (Mishkin and Matas, 2015).

Multi-layer feedforward neural networks can be viewed as cascades of multi-index models due to its hierarchical architecture (Yang et al., 2017b). Given a dataset $\{\mathbf{x}_i, y_i\}_{i \in [n]}$ with $\mathbf{x} \in \mathbb{R}^d$ being the input variables and y being the response, a multi-index model is formulated as follows,

$$\mathbb{E}(y|\mathbf{x}) = g(\langle \mathbf{x}, \boldsymbol{\beta}_1 \rangle, \dots, \langle \mathbf{x}, \boldsymbol{\beta}_k \rangle), \quad (1)$$

where $\{\boldsymbol{\beta}_j\}_{j \in [k]} \subseteq \mathbb{R}^d$ are the projection indices of interest and g is an unknown function that maps the k projected data to the response. For the sake of identifiability, the projection indices are usually assumed to be mutually orthogonal with unit norm. It is closely related to a feedforward neural network with k nodes in the first hidden layer. The difference lies in the estimation of the link function g such that the feedforward neural network estimates g by multi-layer parametric transformation, while the multi-index model estimates g in a nonparametric way.

The connection between multi-layer feedforward neural networks and multi-index models makes it feasible to quickly estimate the hidden layer weights without knowing the link function. For example, Yang et al. (2017a) proposed to use Stein’s identity (Stein et al., 2004) for estimating $\{\boldsymbol{\beta}_j\}_{j \in [k]}$ in (1) under the subspace sparsity assumption. Similar methods based on Stein’s identity have been employed for the estimation of single-index models (Yang et al., 2017b), additive index models (Balasubramanian et al., 2018), index volatility models (Na and Kolar, 2018), and varying index coefficient models (Na et al., 2019). Moreover, Stein’s identity has also been utilized to estimate a single hidden layer network (Janzamin et al., 2015, Sedghi and Anandkumar, 2014) with guaranteed risk bounds in high probability.

In this paper, we propose a novel network initialization method (SteinGLM) based on Stein’s identity and generalized linear models (GLM). For the first hidden layer, the weight matrix can be quickly initialized using the second-order Stein’s identity: a) we first calculate the empirical cross-moment matrix between the input’s second-order score function and the response; b) the eigenvalue decomposition is performed on the cross-moment matrix; and c) the weight matrix initialization is obtained by collecting the top unit norm eigenvectors multiplied by a constant scaling factor. The same procedure is sequentially utilized to initialize the remaining higher hidden layers. Finally, the output layer weights and biases are initialized using GLM subject to proper regularizations.

1.1 Related Work

Over the past few decades, a lot of network initialization methods have been proposed to overcome the above-mentioned training difficulties. In general, these methods can be roughly divided into two categories based on whether the information of the response is explicitly considered or not.

When the response variables are given, a multi-layer feedforward neural network can be initialized via least squares solutions (Martens, 1996). As all the hidden layers are randomly initialized, it was suggested to forward propagate the input variables to the last hidden layer, and then the output layer weights can be estimated via least squares solutions (Yam and Chow, 1997, Yam et al., 1997, Cho and Chow, 1999, Yam and Chow, 2000, 2001). Alternatively, since the output layer weights are estimated, we can estimate the expected output of the previous hidden layer. Such a procedure can be further used for initializing all the hidden layers (Erdogmus et al., 2005).

Another direct approach is to build a surrogate model between the input variables and the response. For example, a pruning-based neural network is proposed for establishing a connection from decision trees to compressed single hidden layer networks (Setiono and Leow, 1999). In Biau et al. (2019), the authors proposed a neural random forest model for initializing a two-hidden-layer network. Other than tree-based methods, partial least squares regression can also be employed to initialize a single hidden layer network with identity activations (Hsiao et al., 2003). However, these methods focus on shallow networks only. A recent work that maps decision trees to deep neural networks can be referred to as Humbird et al. (2018), where a lot of decision trees are first fitted on the data and then the neural network will be initialized according to the fitted trees.

The second type of approach prevents the forward/backward backpropagation of signals/gradients from exploding or vanishing, such that the information can freely flow through the hidden layers. It is known that appropriately scaled random weights with Gaussian or uniform distributions can help achieve this goal, and the optimal scaling factor may vary when different activations are used (Krishna Kumar, 2017). For example, the Glorot initialization is shown to be the best for identity activations (Glorot and Bengio, 2010). The He initialization is designed for ReLU activations (He et al., 2015). Extensive literature has been devoted to the selection of random generators. As there is no distributional assumption about the input variables, the connecting weights can be generated following uniform distribution and the appropriate interval parameters can be obtained by solving a linear interval tolerance problem (Adam et al., 2014). Another recent work analyzed the change of gradient magnitudes from the output layer to the first hidden layer and developed a random walk

framework for determining the optimal scaling factors for different activations (Sussillo and Abbott, 2014).

Orthogonal initialization is an alternative approach to Gaussian and uniform random initialization. When the activation is identity, the product of multiple orthogonal weight matrices is still an orthogonal matrix with all of its singular values equal to one. In contrast, the singular values of a Gaussian random matrix would spread, and most of them would shrink to zero as the number of hidden layers is large (Saxe et al., 2013). Consequently, only a few directions can be updated during the process of error backpropagation and the truly effective direction may be ignored. It should be noted that a similar conclusion can be derived when the activation functions are nonlinear, while the appropriate scaling factor may vary for different activations. The efficiency of orthogonal initialization can also be verified from the perspective of dynamical isometry, where superior performance is observed in speeding up the training performance (Pennington et al., 2017, 2018, Xiao et al., 2018).

1.2 Main Contributions

In this paper, a novel network initialization method is proposed and to the best of our knowledge, this is the first work that employs Stein’s identity for initializing multi-layer feedforward neural networks. The SteinGLM extends the aforementioned studies and its main advantages are summarized as follows,

- All the parameters are initialized according to the information of the input variables and the response. Intuitively, our approach will have better performance than the purely random initializations;
- The weight matrices are initialized to be eigenvectors in the proposed SteinGLM method. They are inherently orthogonal and therefore share the benefits of orthogonal initialization;
- By conducting extensive numerical experiments based on real-world datasets, the proposed SteinGLM method is shown to be more effective and efficient than other popular initialization benchmarks. A detailed ablation study is also included for drill-down analysis of the superior performance of the proposed method.

The rest of the paper is organized as follows. Section 2 introduces the background of Stein’s identity and the proposed SteinGLM method. Numerical experiments are reported in Section 3. Finally, we conclude in Section 4 and discuss future research directions.

2 Proposed Method

A multi-layer feedforward neural network is assumed to have one input layer, L hidden layers and one output layer, where the l -th hidden layer has N_l neurons. The transformation of data is defined as

$$\begin{aligned}\mathbf{a}_l &= \mathbf{W}_l^T \mathbf{h}_{l-1} + \mathbf{b}_l, \\ \mathbf{h}_l &= f^{(h)}(\mathbf{a}_l),\end{aligned}\tag{2}$$

for $l = 1, 2, \dots, L$. The symbols $\mathbf{a}_l, \mathbf{h}_l$ denote the values of the l -th hidden layer before and after the transformation, respectively. Note the input layer can be indexed by 0, such that $\mathbf{h}_0 = \mathbf{x}$ and $N_0 = d$. The weight matrix and bias vector of the l -th hidden layer are denoted by \mathbf{W}_l and \mathbf{b}_l . Finally, the output layer is given by

$$\hat{y} = f^{(o)}(\mathbf{W}_o^T \mathbf{h}_L + \mathbf{b}_o),\tag{3}$$

where $\mathbf{W}_o, \mathbf{b}_o$ are the parameters of the output layer. The output layer activation function is denoted by $f^{(o)}$, which may vary according to different learning tasks. We focus on the initialization of weights and biases of all the hidden layers $(\mathbf{W}_1, \mathbf{b}_1), \dots, (\mathbf{W}_L, \mathbf{b}_L)$ and the output layer $\mathbf{W}_o, \mathbf{b}_o$.

For simplicity in the initialization step, the input variables are assumed to follow the standard normal distribution $\mathbf{x} \sim N(\mathbf{0}, \mathbf{I}_d)$, which is a commonly used assumption like that in Glorot and Bengio (2010), He et al. (2015).

2.1 Stein's Identity

Suppose the input variable $\mathbf{x} \in \mathbb{R}^d$ has a joint probability density $p(\mathbf{x}) : \mathbb{R}^d \rightarrow \mathbb{R}$. The first-order Stein's identity is a celebrated lemma about the first-order score function (Stein et al., 2004).

Lemma 1 (*First-order Stein's Identity*). *Assume the density of \mathbf{x} is differentiable and the first-order score function $\mathbf{S}_1(\mathbf{x}) = -\nabla_{\mathbf{x}} p(\mathbf{x})/p(\mathbf{x})$ exists. For any differentiable function $g : \mathbb{R}^d \rightarrow \mathbb{R}$ such that $\mathbb{E}[\nabla_{\mathbf{x}} g(\mathbf{x})]$ exists and all the entries of $p(\mathbf{x})g(\mathbf{x})$ go to zero on the boundaries of support of $p(\mathbf{x})$, we have*

$$\mathbb{E}[g(\mathbf{x})\mathbf{S}_1(\mathbf{x})] = \mathbb{E}[\nabla_{\mathbf{x}} g(\mathbf{x})].$$

The first-order Stein's identity can be used to extract the weight vector of multi-index models defined in (1). As $k = 1$, it reduces to the single-index model and we have

$$\mathbb{E}[g(\mathbf{x})\mathbf{S}_1(\mathbf{x})] = \mathbb{E}[g'(\langle \mathbf{x}, \boldsymbol{\beta}_1 \rangle)]\boldsymbol{\beta}_1,\tag{4}$$

where the expectation of the first order derivative is a constant term. Given $\mathbb{E}[g'(\langle \mathbf{x}, \boldsymbol{\beta}_1 \rangle)] \neq 0$, the vector $\boldsymbol{\beta}_1$ can be easily estimated, and such an estimator is easy to compute with good statistical properties (Yang et al., 2017b).

Nevertheless, the first-order Stein’s identity is not sufficient to estimate all the weight vectors when $k > 1$. In this case, the second-order Stein’s identity contains more information about the data and is shown to be much more robust for estimating the multi-index model (Yang et al., 2017a). With reference to (Janzamin et al., 2014), the higher-order score functions can be iteratively defined by

$$\mathbf{S}_m(\mathbf{x}) = (-1)^m \frac{\nabla^{(m)} p(\mathbf{x})}{p(\mathbf{x})}, \quad m \geq 2. \quad (5)$$

We have the lemma of second-order Stein’s identity.

Lemma 2 (*Second-order Stein’s Identity*). *Assume the density of \mathbf{x} is twice differentiable and the second-order score function $\mathbf{S}_2(\mathbf{x}) = \nabla_{\mathbf{x}}^2 p(\mathbf{x})/p(\mathbf{x})$ exists. For any twice differentiable function $g : \mathbb{R}^d \rightarrow \mathbb{R}^{d \times d}$ such that $\mathbb{E}[\nabla_{\mathbf{x}}^2 g(\mathbf{x})]$ exists and all the entries of $g(\mathbf{x})\nabla_{\mathbf{x}} p(\mathbf{x})$ and $\nabla_{\mathbf{x}} g(\mathbf{x})p(\mathbf{x})$ go to zero on the boundaries of support of $p(\mathbf{x})$, we have*

$$\mathbb{E}[g(\mathbf{x})\mathbf{S}_2(\mathbf{x})] = \mathbb{E}[\nabla_{\mathbf{x}}^2 g(\mathbf{x})].$$

Note that $\mathbf{S}_1(\mathbf{x})$ is a vector, while $\mathbf{S}_2(\mathbf{x})$ is a matrix. Provided that the condition $\mathbb{E}[g''(\langle \mathbf{x}, \mathbf{B} \rangle)] \neq 0$, we can extract all the weight vectors $\mathbf{B} = [\boldsymbol{\beta}_1, \dots, \boldsymbol{\beta}_k]$ in (1) without knowing the explicit form of the link function g ,

$$\mathbb{E}[y\mathbf{S}_2(\mathbf{x})] = \mathbf{C}\mathbf{B}\mathbf{B}^T = \sum_{j=1}^k c_j \boldsymbol{\beta}_j \boldsymbol{\beta}_j^T, \quad (6)$$

where $\mathbf{C} = \text{diag}(c_1, \dots, c_k)$ denotes the expectation of the second-order derivative of the link function g , which is assumed to be non-zero. As \mathbf{B} is assumed to be an orthonormal matrix, a direct estimator for \mathbf{B} is to perform eigenvalue decomposition on $\boldsymbol{\Sigma} = \mathbb{E}[y\mathbf{S}_2(\mathbf{x})]$, and the top k unit norm eigenvectors can be collected as the estimator of \mathbf{B} . In practice, the cross-moment matrix $\boldsymbol{\Sigma}$ can be estimated empirically by

$$\hat{\boldsymbol{\Sigma}} = \frac{1}{n} \sum_{i=1}^n y_i \mathbf{S}_2(\mathbf{x}_i), \quad (7)$$

which requires the evaluation of the second-order score function for each data point.

It is worthy to mention that there exist higher-order Stein’s identities. For example, the third-order score function is a tensor, and it contains more information about the data. The

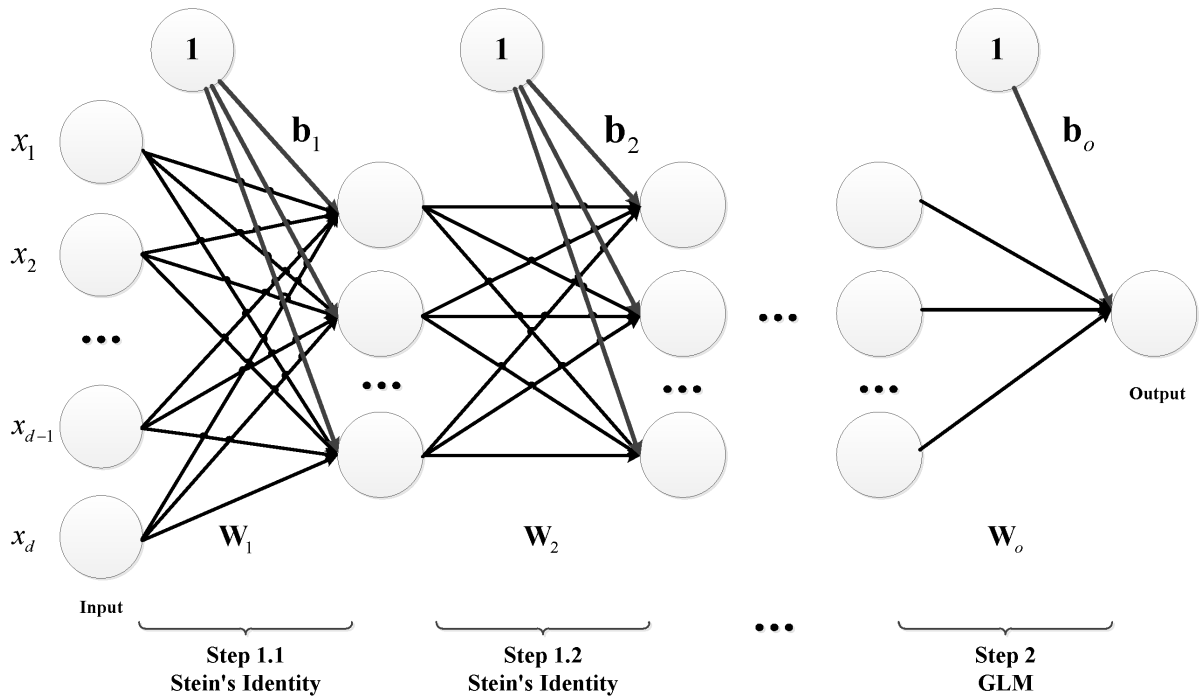


Figure 1: The framework of the proposed SteinGLM method.

third-order Stein’s identity has been employed to estimate additive-index models (Balasubramanian et al., 2018) and single hidden layer networks (Janzamin et al., 2015). However, the tensor operation is an expensive procedure. To calculate the score function requires about $O(nd^3)$ computational complexity and corresponding memory complexity, which is not an efficient choice in practice. Moreover, the third-order Stein’s identity seems not to be suitable for initializing multi-layer feedforward neural networks. That is, the number of unique weight vectors generated by tensor decomposition may be different from the actual size of neurons, which adds uncertainty for the practical application. Therefore, in our proposed initialization method, it is recommended to utilize the second-order Stein’s identity.

2.2 SteinGLM Algorithm

The proposed SteinGLM method performs a two-step procedure to initialize a multi-layer feedforward neural network from the first hidden layer to the output layer. The corresponding framework is visualized in Figure 1.

1) Initialize hidden layers via Stein’s identity.

Multi-layer neural networks can be viewed as the cascades of multi-index models defined

in (1). The weight matrix in the first hidden layer corresponds to the projection indices and the rest layers represent the unknown link function.

Under the assumption $\mathbf{x} \sim N(\mathbf{0}, \mathbf{I}_d)$, the first-order and second-order score functions have the neat explicit forms $\mathcal{S}_1(\mathbf{x}) = \mathbf{x}$ and $\mathcal{S}_2(\mathbf{x}) = \mathbf{x}\mathbf{x}^T - \mathbf{I}_d$. The second-order Stein’s identity enables us to initialize the first hidden layer weights of a multi-layer feedforward neural network via

$$\mathbf{W}_1 = \alpha \hat{\mathbf{B}}, \quad (8)$$

where $\hat{\mathbf{B}}$ is the top- k eigenvectors of $\hat{\Sigma}$ and α is a scaling factor for controlling the magnitude of weights. The bias vector can be accordingly specified to be

$$\mathbf{b}_1 = -\frac{1}{n} \sum_{i=1}^n \mathbf{W}_1^T \mathbf{x}_i, \quad (9)$$

such that the initial value of \mathbf{a}_1 approximately follows $N(\mathbf{0}, \mathbf{I}_d)$ as n is sufficiently large. Since zero is the most active point for the majority of activation functions, this calibration helps prevent the activations from being dead.

Note that the biases are commonly initialized to be zero in the literature. However, such zero initialization is not suitable for activations whose expectation is non-zero, e.g., the sigmoid function. Without calibration, the values of \mathbf{a}_l may deviate from zero which is the most active point for the sigmoid function. Consequently, the standard deviation of \mathbf{a}_l will quickly shrinkage to zero with the increase of l , and thus the initialization will become invalid. Therefore, the bias calibration is a necessary procedure, and it can be verified through numerical study in the next section.

The scaling factor α is introduced such that the variance of data remains stable during the first forward propagation. The optimal value of α varies for different activation functions, and more detailed discussion for choosing the proper scaling factor can be referred to as Krishna Kumar (2017). As for the proposed Stein’s initialization scheme, the output of each hidden layer (given continuous activation functions) can be approximated using Taylor expansion, as follows,

$$f^{(h)}(\mathbf{a}_1) \approx f^{(h)}(\mathbf{0}) + (\mathbf{a}_1 - \mathbf{0}) \nabla_{\mathbf{a}_1} f^{(h)}(\mathbf{0}), \quad (10)$$

as $f^{(h)}$ is differentiable at 0. More precisely, we provide two examples that are commonly used in practice.

- Hyperbolic tangent: $f^{(h)}(0) = 0, \nabla_{\mathbf{a}_1} f^{(h)}(0) = 1$. We suggest to use a scaling factor $\alpha = 1$.

- Sigmoid: $f^{(h)}(0) = 0.5, \nabla_{\mathbf{a}_1} f^{(h)}(0) = 0.25$. We can multiply $\hat{\mathbf{B}}$ with a scaling factor $\alpha = 4$.

Remark 1 *For both hyperbolic tangent and sigmoid, the maximal derivative is at the zero-point. Therefore, the scaling factors calculated by Taylor approximation are underestimated. In practice, slightly larger scaling factors can be used as compared to the suggested ones.*

The above procedure can be successively performed to initialize the remaining hidden layers. Specifically, the output \mathbf{h}_1 from the first hidden layer can be viewed as a “new” input layer, and the weights and biases of the second hidden layer can be initialized using the second-order Stein’s identity. Repeat this procedure until all the hidden layers are initialized.

Remark 2 *In practice, the density of the input variables is usually unknown. There exist efficient estimation methods for score functions via score matching (Hyvärinen, 2005, Lyu, 2009), where the density function is not required. For our proposed SteinGLM method, score matching algorithms can be employed to better approximate the score function for each layer. As a trade-off, it would require a lot more computation and sacrifice the efficiency. Thus in the present paper, we take the normal assumption and aim to develop a much faster yet accurate initialization algorithm.*

2) Initialize the output layer via GLM.

After all the hidden layers are initialized, the input variables can be forward propagated to the last hidden layer with output \mathbf{h}_L . Then, the final output layer can be initialized through generalized linear modeling (GLM), by treating \mathbf{h}_L as predictors and y as the response. The specific type of GLM can be determined by the learning tasks. For example, the mean squared error is employed for regression tasks

$$\min \frac{1}{n} \sum_{i=1}^n (y_i - \hat{y}_i)^2, \quad (11)$$

while the cross entropy loss is employed for logistic regression with classification tasks

$$\min -\frac{1}{n} \sum_{i=1}^n y_i \log \hat{y}_i + (1 - y_i) \log(1 - \hat{y}_i). \quad (12)$$

In practice, since the last hidden layer output may be poorly conditioned, we also introduce the ℓ_2 -regularization to prevent the potential multicollinearity problem. The optimal regularization strength can be tuned by the simple grid search method.

Algorithm 1 SteinGLM Algorithm

Input: Data $\{\mathbf{x}_i, y_i\}_{i \in [n]}$, activation functions $f^{(h)}, f^{(o)}$, hidden layer number L , number of neurons $\{N_l\}_{l \in [L]}$.

Normalize the input variables and set $\mathbf{h}_0 = \mathbf{x}$.

for $l = 1$ **to** L **do**

 Compute the second-order score function for \mathbf{h}_l and the corresponding cross-moment matrix $\hat{\Sigma}$ via (7);

 Perform eigenvalue decomposition to $\hat{\Sigma}$, and assign \mathbf{W}_l with the top N_l eigenvectors;

 Assign $\mathbf{b}_l = -\frac{1}{n} \sum \mathbf{W}_l^T \mathbf{h}_{l-1}$;

 Forward propagate the data to the next layer.

end for

Initialize $\mathbf{W}_o, \mathbf{b}_o$ for the output layer via GLM.

Output: The initialized network.

In summary, the proposed SteinGLM method is presented in Algorithm 1. Its computation complexity is analyzed as follows. For the $(l + 1)$ -th hidden layer ($l = 0, 1, \dots, L - 1$), the second-order cross-moment, eigenvalue decomposition, and forward propagation requires $O(nN_l^2)$, $O(N_l^3)$, and $O(nN_lN_{l+1})$, respectively. The time complexity of GLM varies according to the learning tasks. For the example of ridge regression, it requires $\max\{O(nN_L^2), O(N_L^3)\}$. As $n \gg N_L$, asymptotically $O(nN_L^2)$ takes the dominant part; otherwise $O(N_L^3)$ will be the dominant, which is close to that of orthogonal initialization.

3 Experiments

In this section, we perform extensive numerical studies to test the performance of the proposed SteinGLM method.

3.1 Experimental Settings

The proposed method is tested on 10 real-world datasets, including 5 regression datasets and 5 binary classification datasets. All the samples with missing values are removed, and a summary of the tested datasets is given in Table 1. In specific, the California Housing dataset is fetched from *scikit-learn* package while the rest 4 regression datasets and 5 classification datasets are all directly obtained from the UCI repository. Each dataset is split for training (80%) and testing (20%).

A small validation set is further split from the training set for monitoring its generalization

performance. Finally, we evaluate the root mean squared error (RMSE) and the area under the curve (AUC) for regression and binary classification tasks, respectively. Note all the data is preprocessed before the experiment. We perform one-hot encoding for categorical features, all the input variables are standardized with zero mean and unit variance, and the response variable is linearly scaled within 0 and 1.

The proposed method is compared with three commonly used network initialization methods, as follows,

- Glorot Normal (Glorot and Bengio, 2010): for the l -th hidden layer, weights are randomly generated from the truncated normal distribution with zero mean and variance $2/(N_l + N_{l+1})$;
- He Normal (He et al., 2015): for the l -th hidden layer, weights are randomly generated from the truncated normal distribution with zero mean and variance $2/N_l$;
- Orthogonal (Saxe et al., 2013): weights are generated by collecting the singular vectors of a randomly generated Gaussian matrix.

We consider to initialize a multi-layer feedforward neural network with 10, 20, 30, and 40 hidden layers with $\min\{d, 20\}$ neurons per layer, and d is the number of features after one-hot encoding. The commonly used hyperbolic tangent function is employed as the activation. The maximal training epochs are set to 200, with a mini-batch size of 500 but not larger than 20% of the training sample size. Adam optimizer is used with an initial learning rate of 0.001. To avoid overfitting, we record the network parameters that achieve the best validation performance during training. All the experimental codes are written in Python with neural networks implemented using *TensorFlow 2.0* platform. All the experiments are conducted on a multi-core CPU server and each experiment is repeated 10 times with the averaged performance reported.

3.2 Results

The averaged test set RMSE and AUC for regression and binary classification tasks are reported in Table 2 and Table 3, respectively. Both the average and standard deviation of test set performance are reported, where the best performing results are highlighted in bold. It can be observed that the proposed SteinGLM method performs the best among the compared benchmarks in both regression and classification datasets.

The trajectories of training and validation losses with different hidden layers are reported in Figures 2–3. Each point in the figures is averaged over the tested datasets and ten

Table 1: Datasets information.

Data	Name	Samples	Features	Task Type
D1	Abalone	4177	8	Regression
D2	California Housing	20640	8	Regression
D3	Combined Cycle Power Plant	9568	4	Regression
D4	Electrical Grid	10000	11	Regression
D5	Parkinsons Tele	5875	19	Regression
D6	Adult	30162	14	Classification
D7	Bank Marketing	45211	16	Classification
D8	Magic	19020	10	Classification
D9	Mammographic	830	5	Classification
D10	Spambase	4601	57	Classification

repetitions, and the y-axis is on a log scale. The experimental results show that the proposed SteinGLM method achieves superior performance in most of the datasets as compared with the commonly used initialization methods, i.e., Glorot Normal, He Normal, and Orthogonal. Networks initialized with SteinGLM converge much faster than that of the benchmarks. Moreover, it can be observed that the three benchmarks can easily get stuck into less optimal solutions.

3.3 Ablation Study

To investigate what makes SteinGLM achieve superior performance, ablation studies are further conducted. That is, we first consider to include the GLM initialization (for the last layer) for each of the three benchmark methods. Similarly, we also consider SteinGLM without GLM initialization, where both hidden and output layers are initialized using the second-order Stein’s method. In other words, we make a fair comparison among the Stein’s method, Glorot Normal, He Normal, and Orthogonal, under two scenarios when GLM is used or not.

The average performance across different hidden layers is reported in Table 4 and Table 5. The results confirm that the proposed Stein’s method dominates the commonly used benchmark initialization methods. The only exception is the regression datasets with 10 hidden layers, where Orthogonal initialization without GLM achieves slightly superior performance than the proposed model.

Table 2: Test set RMSE of regression datasets.

Data	Layers	SteinGLM	Glorot Normal	He Normal	Orthogonal
D1	10	0.0755 \pm 0.0024	0.0773 \pm 0.0024	0.0850 \pm 0.0038	0.0768 \pm 0.0027
	20	0.0755 \pm 0.0025	0.0765 \pm 0.0024	0.0859 \pm 0.0062	0.0761 \pm 0.0025
	30	0.0755 \pm 0.0025	0.0766 \pm 0.0028	0.0896 \pm 0.0069	0.0757 \pm 0.0027
	40	0.0755 \pm 0.0025	0.0763 \pm 0.0021	0.0949 \pm 0.0036	0.0760 \pm 0.0022
D2	10	0.1090 \pm 0.0020	0.1150 \pm 0.0022	0.1154 \pm 0.0025	0.1110 \pm 0.0029
	20	0.1085 \pm 0.0020	0.1138 \pm 0.0021	0.1171 \pm 0.0028	0.1093 \pm 0.0021
	30	0.1084 \pm 0.0019	0.1136 \pm 0.0017	0.1222 \pm 0.0051	0.1090 \pm 0.0019
	40	0.1089 \pm 0.0018	0.1146 \pm 0.0016	0.1283 \pm 0.0113	0.1089 \pm 0.0012
D3	10	0.0543 \pm 0.0008	0.0554 \pm 0.0010	0.0586 \pm 0.0046	0.0555 \pm 0.0010
	20	0.0542 \pm 0.0008	0.0551 \pm 0.0011	0.0600 \pm 0.0048	0.0554 \pm 0.0011
	30	0.0542 \pm 0.0008	0.0551 \pm 0.0009	0.0722 \pm 0.0114	0.0553 \pm 0.0010
	40	0.0543 \pm 0.0008	0.0550 \pm 0.0010	0.0976 \pm 0.0318	0.0550 \pm 0.0011
D4	10	0.0354 \pm 0.0012	0.0484 \pm 0.0097	0.0932 \pm 0.0130	0.0403 \pm 0.0022
	20	0.0338 \pm 0.0013	0.0410 \pm 0.0028	0.1076 \pm 0.0145	0.0369 \pm 0.0011
	30	0.0333 \pm 0.0010	0.0393 \pm 0.0018	0.1181 \pm 0.0090	0.0364 \pm 0.0011
	40	0.0333 \pm 0.0010	0.0399 \pm 0.0022	0.1373 \pm 0.0199	0.0354 \pm 0.0014
D5	10	0.1152 \pm 0.0049	0.1258 \pm 0.0055	0.1427 \pm 0.0094	0.1197 \pm 0.0048
	20	0.1089 \pm 0.0065	0.1212 \pm 0.0098	0.1687 \pm 0.0086	0.1156 \pm 0.0047
	30	0.1094 \pm 0.0046	0.1222 \pm 0.0093	0.1753 \pm 0.0080	0.1140 \pm 0.0071
	40	0.1100 \pm 0.0066	0.1201 \pm 0.0114	0.1796 \pm 0.0116	0.1124 \pm 0.0045

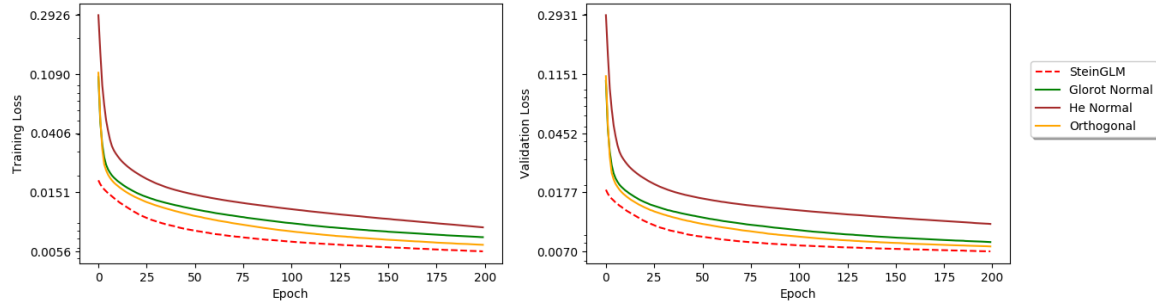
The contribution of GLM initialization can also be observed. In SteinGLM, the test performance gets improved in all the cases as GLM is used. However, the training process may get stuck in locally optimal solutions, e.g., when He Normal or Glorot Normal is used. Therefore, it can be concluded that both Stein’s method and GLM are necessary and indispensable for the success of the proposed method.

Table 3: Test set AUC of binary classification datasets.

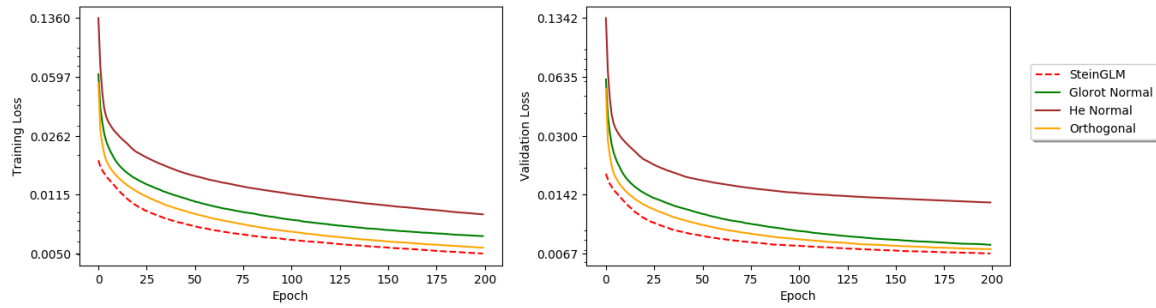
Data	Layers	SteinGLM	Glorot Normal	He Normal	Orthogonal
D6	10	0.9020 \pm 0.0033	0.8988 \pm 0.0032	0.8915 \pm 0.0023	0.9003 \pm 0.0031
	20	0.9027 \pm 0.0033	0.8983 \pm 0.0033	0.8852 \pm 0.0036	0.9004 \pm 0.0039
	30	0.9034 \pm 0.0035	0.8982 \pm 0.0029	0.8866 \pm 0.0046	0.8989 \pm 0.0032
	40	0.9019 \pm 0.0028	0.8972 \pm 0.0028	0.8896 \pm 0.0044	0.8988 \pm 0.0031
D7	10	0.9220 \pm 0.0030	0.9172 \pm 0.0037	0.9046 \pm 0.0040	0.9197 \pm 0.0024
	20	0.9226 \pm 0.0026	0.9149 \pm 0.0023	0.8979 \pm 0.0053	0.9176 \pm 0.0032
	30	0.9222 \pm 0.0026	0.9159 \pm 0.0023	0.8990 \pm 0.0025	0.9166 \pm 0.0024
	40	0.9211 \pm 0.0028	0.9137 \pm 0.0036	0.9008 \pm 0.0074	0.9156 \pm 0.0023
D8	10	0.9314 \pm 0.0041	0.9285 \pm 0.0036	0.9218 \pm 0.0034	0.9302 \pm 0.0038
	20	0.9302 \pm 0.0032	0.9254 \pm 0.0036	0.9121 \pm 0.0051	0.9286 \pm 0.0048
	30	0.9295 \pm 0.0029	0.9264 \pm 0.0035	0.9105 \pm 0.0052	0.9272 \pm 0.0035
	40	0.9280 \pm 0.0040	0.9251 \pm 0.0034	0.9125 \pm 0.0066	0.9262 \pm 0.0038
D9	10	0.8871 \pm 0.0192	0.8828 \pm 0.0191	0.8711 \pm 0.0147	0.8818 \pm 0.0201
	20	0.8852 \pm 0.0189	0.8649 \pm 0.0174	0.8438 \pm 0.0294	0.8742 \pm 0.0240
	30	0.8832 \pm 0.0188	0.8523 \pm 0.0282	0.8333 \pm 0.0301	0.8780 \pm 0.0283
	40	0.8825 \pm 0.0183	0.8570 \pm 0.0316	0.8326 \pm 0.0261	0.8591 \pm 0.0420
D10	10	0.9787 \pm 0.0040	0.9730 \pm 0.0044	0.9680 \pm 0.0047	0.9757 \pm 0.0032
	20	0.9798 \pm 0.0026	0.9677 \pm 0.0057	0.9514 \pm 0.0081	0.9720 \pm 0.0044
	30	0.9793 \pm 0.0034	0.9703 \pm 0.0024	0.9407 \pm 0.0102	0.9717 \pm 0.0046
	40	0.9779 \pm 0.0037	0.9666 \pm 0.0068	0.9403 \pm 0.0129	0.9710 \pm 0.0058

4 Conclusion

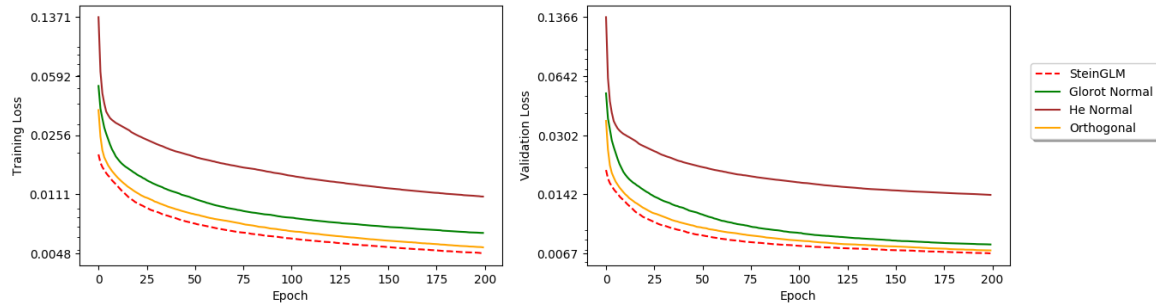
In this paper, we propose an effective and efficient method for training multi-layer feed-forward neural networks. The key novelty lies in a new initialization scheme based on the second-order Stein’s identity and generalized linear modeling. The numerical experiments show its superior performance in both computing time and accuracy against other benchmark methods. Some potential directions are worth further investigation. First, the input variables are currently assumed to follow the normal distribution. It is of our interest to develop a fast algorithm to dynamically learn the score function of general inputs. Second,



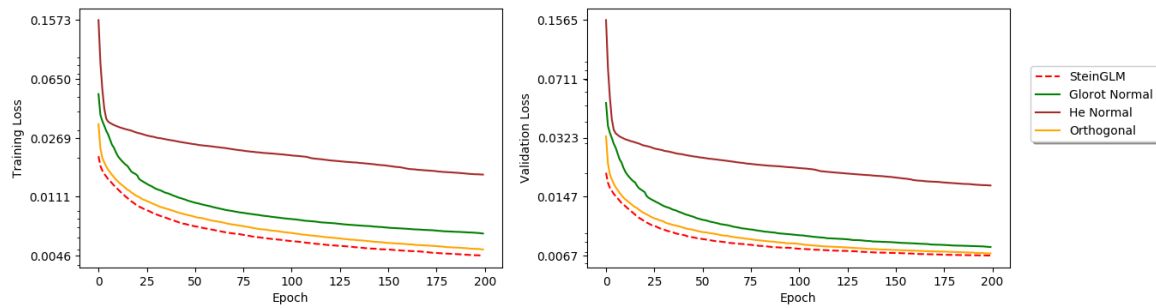
(a) 10 Hidden Layers



(b) 20 Hidden Layers

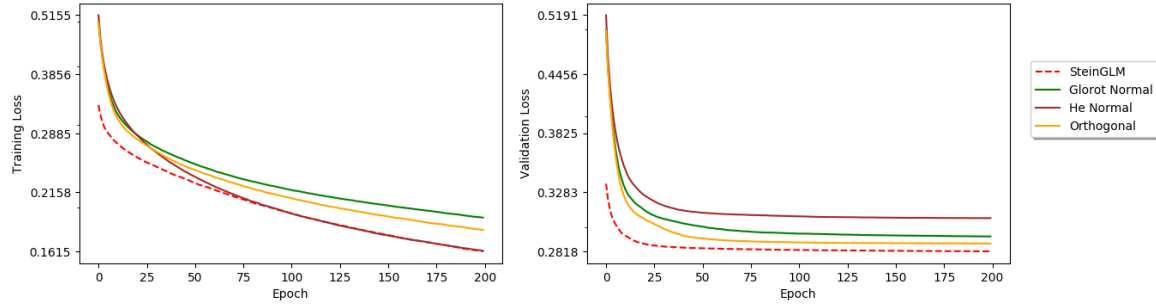


(c) 30 Hidden Layers

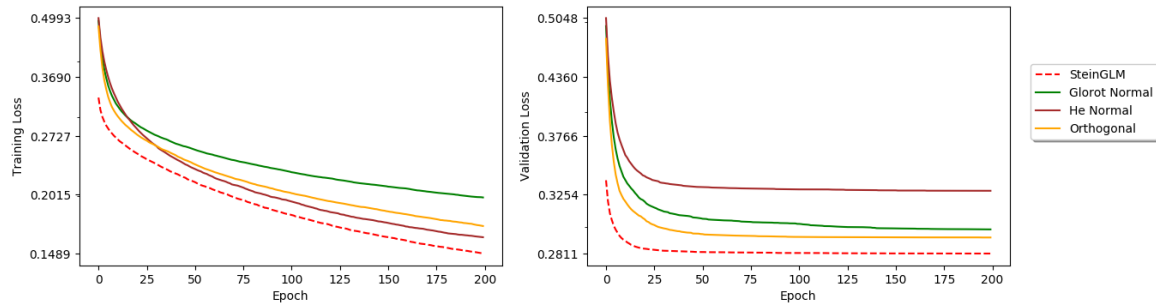


(d) 40 Hidden Layers

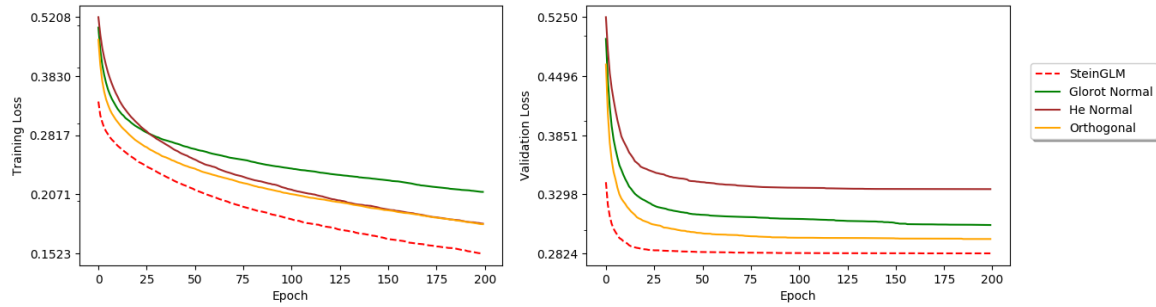
Figure 2: The trajectories of training and validation losses averaged over all regression datasets.



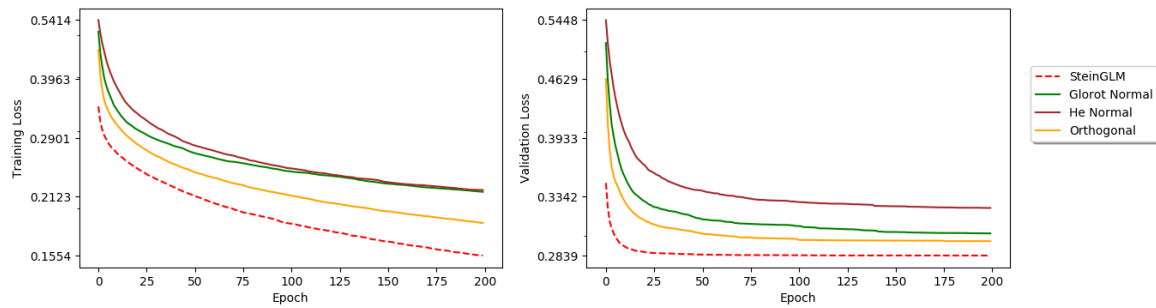
(a) 10 Hidden Layers



(b) 20 Hidden Layers



(c) 30 Hidden Layers



(d) 40 Hidden Layers

Figure 3: The trajectories of training and validation losses averaged over all classification datasets.

Table 4: Test set RMSE of regression datasets with or without GLM.

GLM	Layers	He Normal	Glorot Normal	Orthogonal	SteinGLM
No	10	0.0990	0.0844	0.0807	0.0808
	20	0.1078	0.0815	0.0787	0.0772
	30	0.1155	0.0814	0.0781	0.0776
	40	0.1276	0.0812	0.0775	0.0774
Yes	10	0.0847	0.0833	0.0788	0.0779
	20	0.0995	0.1018	0.0774	0.0762
	30	0.1106	0.1128	0.0771	0.0762
	40	0.1148	0.1125	0.0772	0.0764

Table 5: Test set AUC of classification datasets with or without GLM.

GLM	Layers	He Normal	Glorot Normal	Orthogonal	SteinGLM
No	10	0.9163	0.9245	0.9258	0.9264
	20	0.9044	0.9196	0.9233	0.9266
	30	0.9019	0.9164	0.9235	0.9254
	40	0.9017	0.9169	0.9192	0.9251
Yes	10	0.9123	0.9218	0.9257	0.9276
	20	0.9008	0.9207	0.9250	0.9274
	30	0.9017	0.9176	0.9246	0.9270
	40	0.9026	0.8554	0.9237	0.9260

only the sigmoid and hyperbolic tangent activation functions are considered in the present paper. We plan to take into account other activations (e.g. ReLU) as well. Third, the current approach is limited to standard neural networks with dense layers, and our next step will generalize it to sparse neural networks including convolutional mappings.

References

Stavros P Adam, Dimitrios A Karras, George D Magoulas, and Michael N Vrahatis. Solving the linear interval tolerance problem for weight initialization of neural networks. *Neural*

- Networks*, 54:17–37, 2014.
- Krishnakumar Balasubramanian, Jianqing Fan, and Zhuoran Yang. Tensor Methods for Additive Index Models under Discordance and Heterogeneity. *arXiv:1807.06693*, July 2018.
- G erard Biau, Erwan Scornet, and Johannes Welbl. Neural random forests. *Sankhya A*, 81(2):347–386, 2019.
- Siu-yeung Cho and Tommy WS Chow. Training multilayer neural networks using fast global learning algorithm-least-squares and penalized optimization methods. *Neurocomputing*, 25(1-3):115–131, 1999.
- Deniz Erdogmus, Oscar Fontenla-Romero, Jose C Principe, Amparo Alonso-Betanzos, and Enrique Castillo. Linear-least-squares initialization of multilayer perceptrons through backpropagation of the desired response. *IEEE Transactions on Neural Networks*, 16(2):325–337, 2005.
- Xavier Glorot and Yoshua Bengio. Understanding the difficulty of training deep feedforward neural networks. In *Proceedings of the thirteenth international conference on artificial intelligence and statistics*, pages 249–256, 2010.
- Kaiming He, Xiangyu Zhang, Shaoqing Ren, and Jian Sun. Delving deep into rectifiers: Surpassing human-level performance on imagenet classification. In *Proceedings of the IEEE international conference on computer vision*, pages 1026–1034, 2015.
- Kaiming He, Xiangyu Zhang, Shaoqing Ren, and Jian Sun. Deep residual learning for image recognition. In *Proceedings of the IEEE conference on computer vision and pattern recognition*, pages 770–778, 2016.
- Tzu-Chien Ryan Hsiao, Chii-Wann Lin, and Huihua Kenny Chiang. Partial least-squares algorithm for weights initialization of backpropagation network. *Neurocomputing*, 50:237–247, 2003.
- Kelli D Humbird, J Luc Peterson, and Ryan G McClarren. Deep neural network initialization with decision trees. *IEEE transactions on neural networks and learning systems*, 30(5):1286–1295, 2018.
- Aapo Hyv arinen. Estimation of non-normalized statistical models by score matching. *Journal of Machine Learning Research*, 6(Apr):695–709, 2005.

- Majid Janzamin, Hanie Sedghi, and Anima Anandkumar. Score Function Features for Discriminative Learning: Matrix and Tensor Framework. *arXiv:1412.2863*, December 2014.
- Majid Janzamin, Hanie Sedghi, and Anima Anandkumar. Beating the Perils of Non-Convexity: Guaranteed Training of Neural Networks using Tensor Methods. *arXiv:1506.08473*, June 2015.
- Diederik P. Kingma and Jimmy Ba. Adam: A Method for Stochastic Optimization. *arXiv:1412.6980*, December 2014.
- Siddharth Krishna Kumar. On weight initialization in deep neural networks. *arXiv:1704.08863*, April 2017.
- Siwei Lyu. Interpretation and generalization of score matching. In *Proceedings of the Twenty-Fifth Conference on Uncertainty in Artificial Intelligence*, pages 359–366. AUAI Press, 2009.
- Jean-Pierre Martens. A stochastically motivated random initialization of pattern classifying mlps. *Neural processing letters*, 3(1):23–29, 1996.
- Dmytro Mishkin and Jiri Matas. All you need is a good init. *arXiv:1511.06422*, November 2015.
- Sen Na and Mladen Kolar. High-dimensional Index Volatility Models via Stein’s Identity. *arXiv e-prints*, art. arXiv:1811.10790, November 2018.
- Sen Na, Zhuoran Yang, Zhaoran Wang, and Mladen Kolar. High-dimensional varying index coefficient models via Stein’s identity. *Journal of Machine Learning Research*, 20(152): 1–44, 2019.
- Jeffrey Pennington, Samuel Schoenholz, and Surya Ganguli. Resurrecting the sigmoid in deep learning through dynamical isometry: theory and practice. In *Advances in neural information processing systems*, pages 4785–4795, 2017.
- Jeffrey Pennington, Samuel S Schoenholz, and Surya Ganguli. The emergence of spectral universality in deep networks. *AISTATS*, 2018.
- Andrew M. Saxe, James L. McClelland, and Surya Ganguli. Exact solutions to the nonlinear dynamics of learning in deep linear neural networks. *arXiv:1312.6120*, December 2013.
- Hanie Sedghi and Anima Anandkumar. Provable Methods for Training Neural Networks with Sparse Connectivity. *arXiv:1412.2693*, December 2014.

- Rudy Setiono and Wee Kheng Leow. On mapping decision trees and neural networks. *Knowledge-Based Systems*, 12(3):95–99, 1999.
- Charles Stein, Persi Diaconis, Susan Holmes, Gesine Reinert, et al. Use of exchangeable pairs in the analysis of simulations. In *Stein’s Method*, pages 1–25. Institute of Mathematical Statistics, 2004.
- David Sussillo and L. F. Abbott. Random Walk Initialization for Training Very Deep Feedforward Networks. *arXiv:1412.6558*, December 2014.
- Lechao Xiao, Yasaman Bahri, Jascha Sohl-Dickstein, Samuel S Schoenholz, and Jeffrey Pennington. Dynamical isometry and a mean field theory of cnns: How to train 10,000-layer vanilla convolutional neural networks. *ICML*, 2018.
- Jim YF Yam and Tommy WS Chow. Extended least squares based algorithm for training feedforward networks. *IEEE transactions on neural networks*, 8(3):806–810, 1997.
- Jim YF Yam and Tommy WS Chow. A weight initialization method for improving training speed in feedforward neural network. *Neurocomputing*, 30(1-4):219–232, 2000.
- Jim YF Yam and Tommy WS Chow. Feedforward networks training speed enhancement by optimal initialization of the synaptic coefficients. *IEEE Transactions on Neural Networks*, 12(2):430–434, 2001.
- YF Yam, Tommy WS Chow, and Chi-Tat Leung. A new method in determining initial weights of feedforward neural networks for training enhancement. *Neurocomputing*, 16(1):23–32, 1997.
- Zhuoran Yang, Krishna Balasubramanian, Zhaoran Wang, and Han Liu. Learning non-Gaussian multi-index model via second-order Stein’s method. *Advances in Neural Information Processing Systems*, 30:6097–6106, 2017a.
- Zhuoran Yang, Krishnakumar Balasubramanian, and Han Liu. High-dimensional non-Gaussian single index models via thresholded score function estimation. In *Proceedings of the 34th International Conference on Machine Learning-Volume 70*, pages 3851–3860. JMLR. org, 2017b.