

# Toward End-to-End, Full-Stack 6G Terahertz Networks

Michele Polese, *Member, IEEE*, Josep Jornet, *Member, IEEE*,  
Tommaso Melodia, *Fellow, IEEE*, Michele Zorzi, *Fellow, IEEE*

**Abstract**—Recent evolutions in semiconductors and photonics have brought the terahertz band in the spotlight as an enabler for terabit-per-second communications in 6G networks. Most of the research, however, has focused on understanding the physics of terahertz devices, circuitry and propagation, and on studying physical layer solutions. However, integrating this technology in complex mobile networks requires a proper design of the full communication stack, to address link- and system-level challenges related to network setup, management, coordination, energy efficiency, and end-to-end connectivity. This paper provides an overview of the issues that need to be overcome to introduce the terahertz spectrum in mobile networks, from a MAC, network and transport layer perspective, with considerations on the performance of end-to-end data flows on terahertz connections.

**Index Terms**—6G, terahertz, transport, MAC layer.

## I. INTRODUCTION

Wireless communications have driven the evolution of the connected society, and will continue to fundamentally shape the innovations of digital services towards 2030. The unprecedented growth of the data exchanged on mobile networks has called for the integration of new portions of the spectrum (i.e., between 6 and 52.6 GHz, in the millimeter wave band) in 5th generation (5G) mobile networks. The 3GPP, however, is already considering an extension to 71 GHz for 3GPP NR, as higher carrier frequencies come with larger bandwidth. For this reason, the terahertz bands are considered as a possible enabler of ultra-high data rates in sixth generation (6G) networks [1], [2]. The portion of the spectrum that goes from 100 GHz to 10 THz, indeed, features wide chunks of untapped bandwidth for communications and sensing. For example, the IEEE has recently developed a physical layer that spans 50 GHz of bandwidth, between 275 and 325 GHz [3].

At the same time, however, the terahertz frequencies bring to the extreme the communications and networking challenges of the lower mmWave band. The main issues are given by the harsh propagation environment, which features a high pathloss, inversely proportional to the square of the wavelength, and thus to the size of a single antenna element, and, in addition, a high molecular absorption in certain frequency bands. Moreover, terahertz signals do not penetrate common materials (e.g., brick, mortar, the human body), and are thus subject to blockage. Finally, the design and manufacturing of terahertz

devices has been a challenge for years, and only very recent advances in electronics and optics have made it possible to embed RF circuitry in portable equipment [4], [5].

Nonetheless, the promise of multi-gigabits-per-second capacity has sparked research efforts to overcome these challenges with novel efficient and high-performance physical layer techniques. Notably, several studies have focused on increasing the communication range in macro scenarios [6], and on techniques to efficiently generate and modulate a signal [5]. Directional antennas are also key to mitigate the increased pathloss, as they can focus the power in narrow beams, thus increasing the link budget. Furthermore, the small wavelength at terahertz allows many antenna elements to be packed in a small form factor (1024 in 1 mm<sup>2</sup> at 1 THz), thus enabling Ultra-massive Multiple Input, Multiple Output (UM-MIMO) techniques [4] and array-of-subarrays solutions [7]. Additionally, reconfigurable electronic surfaces can act as smart reflectors and overcome blockage in Non-Line-of-Sight (NLOS) [6]. Finally, important efforts have also led to a better understanding and more accurate models of the propagation at terahertz frequencies [8].

These studies, however, mostly focused on modeling, designing and optimizing the lower layers of the protocol stack (i.e., the physical layer) and the RF circuitry. Eventually, only a fraction of the hops between a client and a server will be on terahertz links. Therefore, it is necessary to study and understand the performance of this technology considering the integration in complex, end-to-end networks, where multiple nodes and layers of the protocol stack interact to deliver packets between two applications at the two endpoints of a connection. Moreover, the harsh propagation characteristics of the terahertz band, the limited coverage of a terahertz access point, the directionality, and the huge availability of bandwidth introduce new challenges and potential for the Medium Access Control (MAC), network, and transport layers, and may call for a radical re-design of traditional paradigms for user and control planes of wireless networks.

In this paper, we discuss five key areas for the development of end-to-end terahertz networks, summarized in Fig. 1, by reviewing contributions in the state of the art, and providing novel full-stack results based on the ns-3 module for terahertz networks described in [9]. To the best of our knowledge, this is the first contribution that provides a holistic perspective on networking challenges at terahertz frequencies. Notably, we believe it will be crucial to study mechanisms to:

- **introduce awareness** of neighbors, fixed infrastructure,

Michele Polese, Josep Jornet and Tommaso Melodia are with the Institute for the Wireless Internet of Things, Northeastern University, Boston, MA, USA. Email: {m.polese, j.jornet, melodia}@northeastern.edu.

Michele Zorzi is with the Department of Information Engineering (DEI), University of Padova, Italy. Email: zorzi@dei.unipd.it.

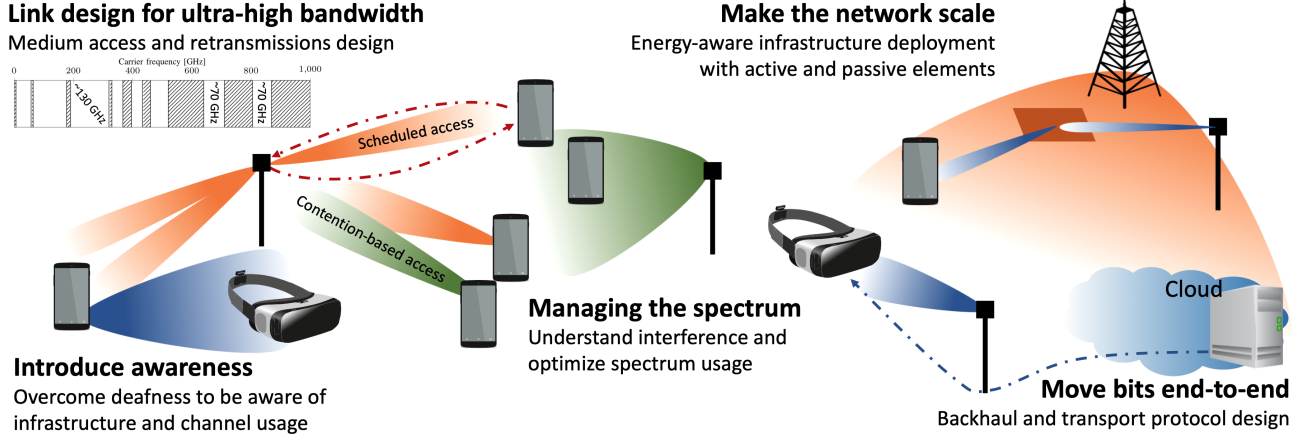


Fig. 1: Main design challenges for end-to-end, full-stack terahertz networks.

and channel usage, overcoming the *deafness* introduced by directional communications;

- **account for the ultra-high bandwidth in the link design**, by analyzing which medium access schemes strike the best trade off between complexity and efficiency;
- **make the network scale**, with a joint, energy-aware design of the network deployment, considering active and passive nodes;
- **manage the spectrum**, understanding the impact of interference and how the available bandwidth benefits wireless backhaul and multi connectivity;
- **move bits end to end**, analyzing which kinds of transport protocols may provide the best performance.

We discuss these topics in Sections II-VI, highlighting the challenges introduced by terahertz and outlining promising research directions, and conclude the paper in Section VII.

## II. INTRODUCING AWARENESS

Mobile nodes need to gather awareness of the surrounding environment. Even in a random access context, without any coordination, devices still need to be aware of incoming transmissions. Additionally, they may need to sense the channel to understand if it is busy, and decide to transmit only if idle. Therefore, it is necessary for mobile transceivers to gain awareness of their neighbors, and of the channel occupancy. Furthermore, in a cellular or Wireless LAN (WLAN) scenario, where mobile users exchange data with a fixed infrastructure (i.e., base stations and access points), each endpoint of the wireless link should have knowledge of the other: in cellular networks, users perform initial access to a base station, which is a gateway to the overall network, and schedules spectrum resources for the connected devices.

Traditionally, cellular and WLAN networks at sub-6 GHz use signals broadcasted (quasi) omnidirectionally, which are not subject to deafness. A synchronization signal sent by Long Term Evolution (LTE) base stations, for example, can be received by all the users in their coverage area, simultaneously. In 5G networks with mmWave communications, however, this paradigm has changed, as directionality prevents

devices and base stations from transmitting and receiving in an omnidirectional fashion. Such systems, however, need beamforming to improve the link budget and extend the possible communication range [10]. To achieve the maximum gain, the endpoints need to align their transmit and receive beams, and this may introduce delays in the link setup, limit the awareness of the spectrum utilization from neighboring nodes, and impair the reliability of communications in highly mobile scenarios.

### A. Link Budget and Initial Access Latency Comparison

Fig. 2a compares the SNR at different distances (5, 30 and 100 m) for mmWave links (using the 3GPP model in an urban canyon scenario) in the frequency range considered for 3GPP NR [11], and for terahertz links in the 300-1000 GHz spectrum (using the model in [8]). The bandwidth is 400 MHz for mmWaves, i.e., the maximum bandwidth per carrier of NR, and 50 GHz for terahertz, i.e., that of IEEE 802.15.3d. The SNR is computed without the beamforming gain, to analyze the impact of the higher carrier frequency on the propagation loss. We observe that the SNR gap between a carrier at 30 GHz and one at 430 GHz is 37 dB. As mentioned in Sec. I, this difference can be compensated for by increasing the number of antenna elements in each node, thanks to the smaller wavelength at terahertz when compared to mmWaves and sub-6 GHz networks. This translates into narrower beams, which improve the link budget but, at the same time, increase the deafness problem, limiting the awareness of mobile nodes.

The impact of highly directional antennas on the MAC and higher layers is shown in Fig. 2b. It reports the latency for the initial link establishment, with an exhaustive scan to identify the best transmit and receive beam, using the frame structure and parameters for the initial access of 3GPP NR [10]. Notably, the base stations send 8, 16, 32 or 64 directional synchronization signals every  $T_{ss}$  seconds, which are used by the mobile nodes to assess the channel quality and decide on the best beam pair. For the mmWave links, we consider a setup with 16 antennas at the base stations and 4 at the User Equipments (UEs). This yields a gain of up to 18 dB, which

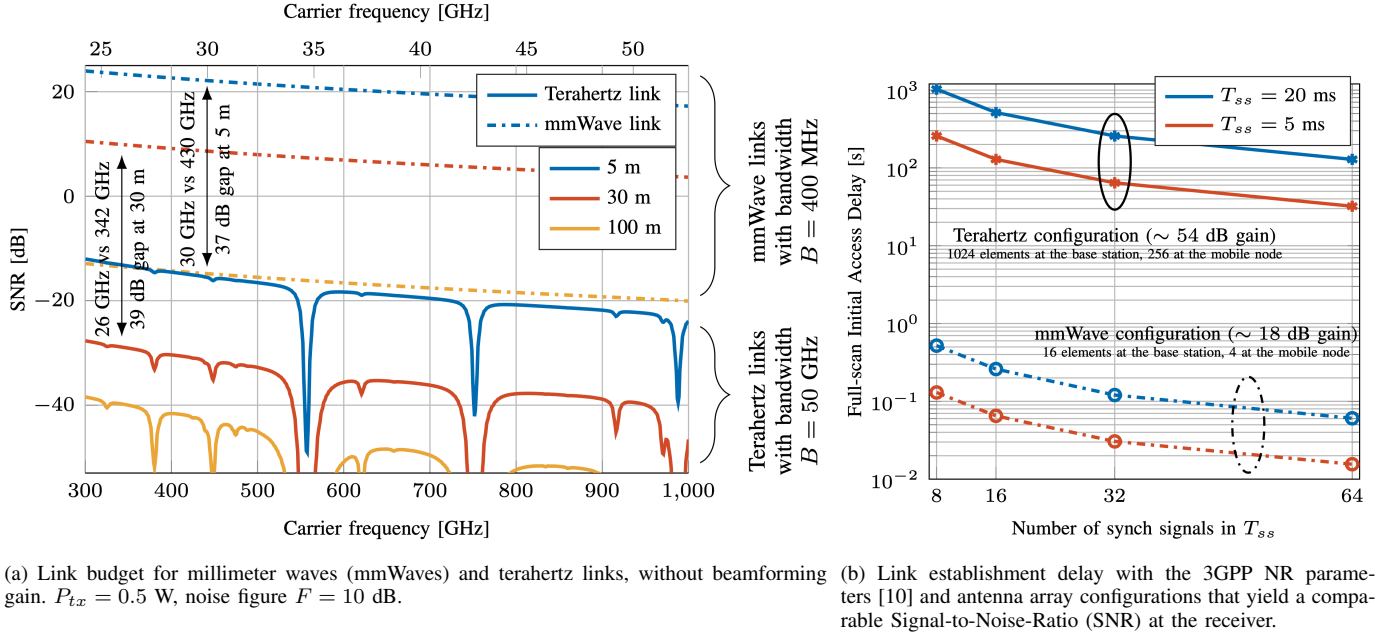


Fig. 2: Link budget and impact of directionality at the MAC layer.

is enough to have a Line-of-Sight (LOS) SNR in the order of 0 dB at 100 m and 52.6 GHz. For terahertz, conversely, the configuration of Fig. 2b is designed to match the overall link budget of the mmWave setup, with 1024 elements at the base stations, and 256 at the mobile endpoint, and a gain of up to 54 dB. While the link budget is the same, the tighter beam requires more directional synchronization signals for the same coverage area. Therefore, *an exhaustive search on the 3GPP NR frame structure is slow but still feasible at mmWaves* (with a delay smaller than 1 s in the *worst* configuration), but *is not a viable option for terahertz, which would require more than 32 s to complete the scan in the best case*.

### B. Beam Operations for Terahertz

Consequently, beam management protocols for the terahertz MAC layer have to carefully consider the trade-off between improving the link budget, and the need for awareness of the spectrum utilization. Research on beam management solutions for mmWaves has already proposed several alternatives to a basic exhaustive search, which could be partially adapted to the terahertz domain [6]. Additionally, the characteristics of the terahertz spectrum could be exploited to improve directional operations [12]. Possible strategies could involve the combination of:

- a redesign of the frame structure with respect to that of NR considered in Fig. 2b, and of synchronization and reference signals, to exploit the larger bandwidth available at terahertz. Multiple reference signals to track different mobile terminals could be multiplexed in frequency, while faster pilots could result in more opportunities to transmit synchronization signals without impacting the overhead of control transmissions with respect to data;
- digital beamforming architectures have been proposed for mmWaves [10], to enable the transmission and recep-

tion of directional signals from multiple transceivers at the same time. Further research efforts are required to design and realize digital architectures and antennas for the terahertz spectrum, but promising results could also be obtained with hybrid beamforming and multi-beam solutions [4], or by considering the information gathered not only through the main beam, but also with sidelobes;

- multi-stage beam management schemes, where beam configurations with different beam widths and, consequently, gains are used for different steps of either tracking or channel sensing procedures;
- context-based schemes, which use additional information to gather awareness of the surrounding environment. Notably, at terahertz, the large bandwidth and the propagation characteristics make the medium particularly fit to radio-frequency sensing [2]. Therefore, the same radio interface could be used to transmit data and to map the surrounding environment, understanding, for example, sources of blockage;
- MAC protocols that rely on multi-connectivity, i.e., the availability of multiple radios in the mobile devices and base stations, to exploit the characteristics of different frequency bands for different tasks: sub-6 GHz links can be used to provide a control overlay, and aide the beam management operations at terahertz with reliable feedback links.

### III. LINK DESIGN FOR ULTRA-HIGH BANDWIDTH

The unprecedented availability of bandwidth in the terahertz spectrum, as shown in Fig. 1, and the highly directional transmissions also call for a careful analysis of the medium access mechanisms. Notably, the high data rate provided by the physical layer may allow MAC protocols to trade efficiency, while still achieving high throughput, for simplicity. Indeed,

complex protocols, which require a high level of coordination, may be impractical for terahertz links. Examples of this are the design of medium access and retransmission schemes.

For the former, the main design choice is between scheduled and contention-based. In particular,

- scheduled access, widely adopted in cellular networks, with the base stations distributing time and frequency resources to the connected users, avoids collisions and, consequently, uses the spectrum more efficiently. Additionally, the central point of view of the base stations enables prompt link adaptation and tracking. Indeed, since in a scheduled context the users are connected to the base stations, it is possible to allocate specific tracking or reference signals, and coordinate with other base stations to understand the evolution of the channel dynamics for a certain user. However, the harsh propagation environment of the terahertz bands introduces novel challenges for a scheduled MAC layer, i.e., mobile nodes have to establish and maintain connectivity towards the fixed infrastructure, and a directional control plane needs to be developed;
- most research related to terahertz MAC layer design has proposed approaches based on contention-based medium access [9]. With respect to a scheduled MAC, a contention-based MAC does not need control plane connectivity toward the infrastructure. Moreover, the highly directional transmissions and their short duration (thanks to the ultra-high available data rate) limit the impact of collisions among different concurrent data exchanges. Nonetheless, the two endpoints of the communication still need to agree upon the optimal beam pair, thus a beam search step needs to be included at every channel access [12].

For retransmissions, the unpredictable appearance of blockers and the need for frequent beam or base station updates could disrupt the constant flow of acknowledgments between the receiver and the transmitter, impacting the design of retransmission policies. Additionally, given the high data rate, coding for forward error correction could make the transceiver design overly complex. Therefore, an efficient retransmission process remains an open issue. A possible solution involves network coding techniques [13], with low complexity implementations. They also simplify the retransmission process, as they do not require the retransmission of a specific packet, but of a random combination of the batch of packets that the receiver needs to decode.

#### IV. MAKING THE NETWORK SCALE

In 5G cellular networks, mmWave base stations are mostly being deployed as high-density small cells, since their coverage is limited [6]. Following this trend, and considering the higher pathloss in the terahertz spectrum, the density of a cellular or macro network operating at terahertz will likely increase even further. This will have an impact on the capital and operating expenditures, the energy consumption of the network, and the complexity and scale of the backhaul infrastructure. In this section, we will review the main challenges

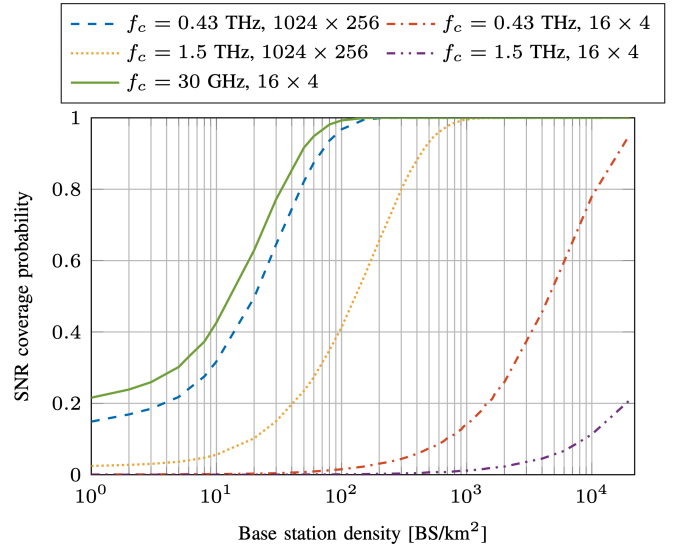


Fig. 3: Probability of having an SNR higher than 0 dB for different deployment configurations. The probabilistic LOS model and the mmWave channel are modeled with [11] (urban scenario with microcells). For terahertz, a LOS-only channel is modeled with [8]. The other link parameters are as in Fig. 2a.

associated to the deployment and operation of a terahertz network at a massive scale.

Figure 3 illustrates the differences in deployment density that can be expected for mmWave and terahertz systems. We consider Monte Carlo simulations, with macro base stations deployed outdoors following a Poisson point process, and compute the coverage probability as the probability of having an SNR above a threshold of 0 dB. For example, this can be a metric that is measured by the mobile devices during an initial access attempt [10]. The results are obtained considering different configurations of the antenna arrays (as in Fig. 2b), carrier frequencies and deployment densities. We notice that with 16 antenna elements at the base station and 4 at the mobile device, the 30 GHz network has a coverage probability higher than 0.95 with 60 base stations per  $\text{km}^2$ , which corresponds to an average cell radius of 72 m. The same antenna configuration does not guarantee an adequate performance at terahertz, since a similar coverage probability can be obtained with  $2 \cdot 10^4$  BS/ $\text{km}^2$  for 0.43 THz. As discussed in Sec. II, antenna arrays with a larger number of antenna elements will be necessary when considering these frequency bands. With 1024 antenna elements for the base stations and 256 for the mobile devices, it is possible to reach a coverage probability of 0.95 with at least 100 BS/ $\text{km}^2$  at 0.43 THz, and 600 BS/ $\text{km}^2$  at 1.5 THz, with an average cell radius of 56 and 23 m, respectively.

##### A. Energy-aware Network Design

6G will further improve the energy efficiency of 5G networks [1]. While the massive increase in deployment density at terahertz frequencies results in more networking nodes to be powered up than at mmWaves or sub-6 GHz, it is possible to identify several strategies to reduce the energy consumption and deploy sustainable terahertz networks:

- a lean design for the control plane. Protocols designed for terahertz networks should minimize the control messages and always-on signals that are needed for control operations;
- quick sleep cycles for base stations in dense clusters with low traffic. With the deployment density foreseen in Fig. 3, the number of base stations will likely approach, and, in some areas, exceed that of active users in the network. Therefore, terahertz base stations should be able to quickly turn off the main terahertz functionalities (to save energy) when there are no connected users. This will require coordination among neighboring base stations, which can notify each other on users relocating to switched-off base stations, so that they can swiftly resume operations, or wake-up radio systems, exploiting multi connectivity with low-power radios;
- to improve the battery life, mobile devices should enter energy-saving states when active transmissions stop, alternating stand-by with intervals in which the network could page the device. A specific challenge for terahertz is maintaining connectivity in stand-by with directional links, as the best beam pair could change if the mobile device in a low-energy mode moves through the network;
- energy harvesting, with the infrastructure and the mobile devices exploiting modern harvesting circuitry to self-sustain during sleep cycles.

#### B. A Control Plane for Reflecting Arrays and Metasurfaces

Nonetheless, even with large antenna arrays, a uniform coverage with terahertz links in the radio access may be infeasible, in terms of cost and energy consumption, and hotspot and indoor scenarios are more likely candidates for early terahertz deployments. In this regard, the coverage provided by traditional base stations, i.e., with a full protocol stack and connected to the core network, can be enhanced with new network infrastructure elements, namely, reflecting arrays and metasurfaces [6]. These devices are based, respectively, on phased arrays and nanomaterials that can steer the terahertz wave impinging on them, thus reflecting the signal transmitted by a terahertz node towards a mobile user. The deployment of these nodes in the network improves the link budget and the coverage in NLOS conditions, and reduces the density of full base stations required for coverage. However, their integration with the fixed infrastructure will require the design of a dedicated control plane, with protocols and networking procedures to manage, among others, the handoff of users across different reflecting devices, and the tracking in highly mobile scenarios. Moreover, the scale of terahertz networks will make manual configuration impractical, calling for intelligent procedures that automatically connect and jointly optimize the parameters of base stations and reflecting nodes in a plug-and-play fashion.

### V. MANAGING THE SPECTRUM

The availability of large, untapped portions of the spectrum at terahertz also creates new opportunities for spectrum management. Indeed, besides allocating large bandwidths to the

radio access, it is possible to enhance the network performance by studying and deploying novel spectrum reuse schemes, in-band, high-capacity wireless backhaul and multi connectivity.

#### A. Interference

First of all, it is important to characterize the impact of interference when considering the extremely directional links [14]. Indeed, as for mmWaves, terahertz networks can be noise-limited thanks to beamformed transmissions and the limited coverage of each base station. However, at the same time, the high density that is needed to provide coverage (as discussed in Sec. IV) may introduce additional interference. Finally, the bursty transmissions, focused in short time intervals, complicate the tracking and prediction of possible interference sources. The behavior of interference at terahertz can affect the design of spectrum reuse and sharing schemes, which may be tuned as more or less aggressive according to the need to isolate from cross-cell interference. Additionally, the availability of bandwidth, combined with the highly directional transmission and the unpredictable interference, may lead to re-thinking of interference management strategies, for which the coordination loop across different base stations needs to be fast enough to address a highly dynamic interference environment.

#### B. Wireless Backhaul

The large available bandwidth can also be used for in-band backhaul for terahertz base stations. The high deployment density will make wired backhaul to each base station extremely expensive, thus calling for a fully wireless solution, e.g., as proposed with Integrated Access and Backhaul (IAB) in 5G networks. Compared to IAB at mmWaves, terahertz benefits from the higher spectrum availability, which could improve the quality of service for end-to-end traffic flows over multiple wireless hops. Moreover, fixed relays simplify beam management, but network operators should carefully design the deployment and the topology of the wireless backhaul network to provide connectivity to all the base stations in the presence of blockage.

#### C. Multi connectivity

Finally, 6G networks will rely on a combination of sub-6 GHz, mmWave and terahertz bands, and, possibly, optical wireless links [1], [2]. The network infrastructure and the mobile devices will therefore need to nimbly adapt and use the carrier that provides the best performance.

In Fig. 4 we compare the throughput of a terahertz link at 1.0345 THz, with 74 GHz of bandwidth (corresponding to the first available window in the spectrum above 1 THz [9]), and a mmWave link operating at 28 GHz with the maximum bandwidth allowed in 3GPP NR (i.e., 400 MHz), through simulations in ns-3 [9], [15]. Two operating regimes emerge in this specific configuration: for short distances, i.e., 1 and 5 m, the bandwidth available in the terahertz link makes it the best choice in terms of throughput, while the mmWave configuration provides a better performance at distance 10 and



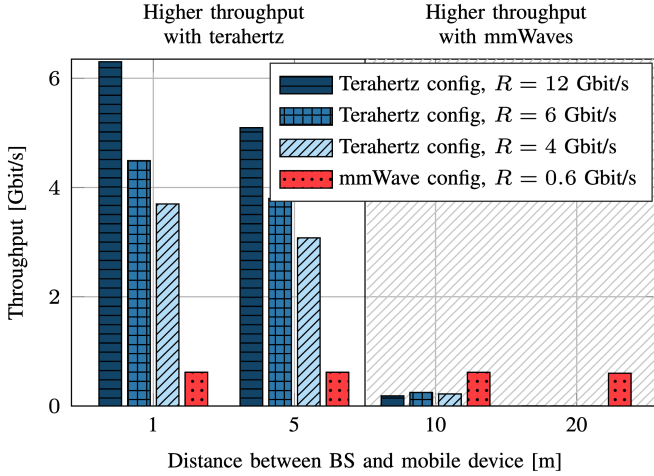


Fig. 4: UDP throughput with different source rates  $R$  and distances between the base stations and mobile devices. The terahertz link operates at  $f_c = 1.0345$  THz, with a bandwidth of 74 GHz, and is simulated in ns-3 using the antenna configuration of the *macro* scenario of TeraSim [9]. The mmWave link is at  $f_c = 28$  GHz, with 400 MHz of bandwidth, 64 and 16 antenna elements at the base station and the device [15].

20 m, thanks to the less challenging channel conditions. In this regard, 6G terahertz devices could exploit multi connectivity not only for the control plane and beam management, as mentioned in Sec. II, but also for the user plane, forwarding data packets on the different available radio interfaces to provide diversity.

## VI. MOVING BITS END TO END

As discussed in Sec. I, terahertz links in cellular or ad hoc networks will constitute only a fraction of the hops in an end-to-end connection, and will eventually carry traffic generated by a wide range of different applications, with various underlying transport protocols.

Traditional congestion-aware transport protocols, such as TCP, may not be able to efficiently exploit the resources available at terahertz. At mmWaves, the highly intermittent channel and the beamformed operations degrade the performance of traditional TCP congestion control schemes [15]. Therefore, the interplay with the transport layer should be considered when designing the protocol stack for terahertz links as well.

Figure 5 exemplifies the pitfalls of TCP for terahertz links by comparing the evolution of the congestion window for a single TCP flow for a mmWave link (28 GHz), with a scheduled MAC [15], [10], and a terahertz link (1.0345 THz) with two MAC layer configurations. The first, from [12], has beam management and contention, while the other is ideal, i.e., all the resources are always allocated to the same user with the best beam pair. We observe that the congestion window with the terahertz link and the realistic MAC is reduced multiple times, not because capacity is reached, but because of the inefficient interplay between the contention-based access and the TCP timers, that triggers timeouts and congestion recovery. Overall, this configuration performs much worse than the mmWave one, despite the larger bandwidth, with an average throughput of 66 Mbit/s vs 520 Mbit/s. The ideal

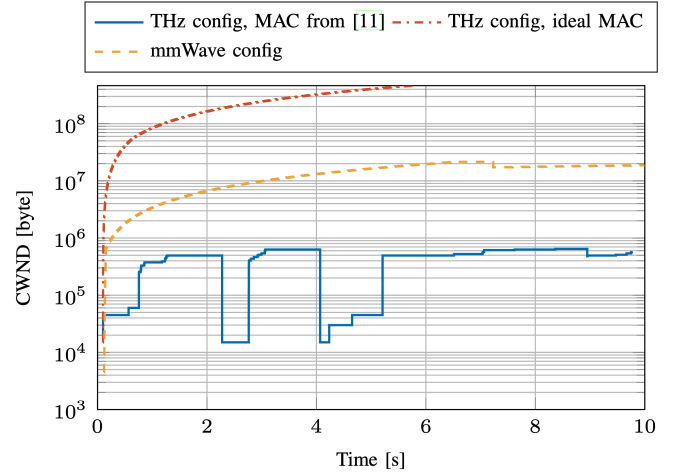


Fig. 5: Evolution of the TCP CUBIC congestion window. The base station and mobile device are at a distance of 1 m, with the same configuration as for Fig. 4.

MAC configuration, instead, highlights another issue that TCP may suffer from on terahertz links, i.e., the sub-optimal use of allocated resources due to the slow linear ramp-up of TCP in congestion avoidance.

Finally, current protocol stacks in mobile devices are not designed to handle data rates that can reach tens of gigabits per second. As the throughput increases, the CPU of the device becomes busier processing the received packets. Moreover, congestion and flow control decisions have to be made much more frequently. Therefore, the networking stack processing may quickly deplete the battery of mobile devices when operating at high throughput. This makes the case for additional simulation-based and experimental research on the design and performance of *simpler* network and transport protocols at terahertz, e.g., by favoring UDP (used, for example, in Fig. 4) instead of TCP. Moreover, further analysis is needed to understand whether congestion control mechanisms are useful for terahertz links, considering the datarates at stake.

## VII. CONCLUSIONS AND FUTURE WORK

Terahertz circuitry, antennas, and physical layer design still present many open research challenges. In this paper, however, we focused on key issues for the higher layers of the protocol stack, also discussing deployment and energy-related challenges. Our goal was to identify relevant networking problems and provide preliminary results that can drive future research on 6G terahertz networks at the MAC layer and above:

- 1) How can *beam management* and medium access schemes be designed to exploit the characteristics of the *terahertz spectrum*? Additionally, the current frame structure of 3GPP networks cannot be straightforwardly extended to terahertz.
- 2) Is it possible to design a *reliable control plane* for *terahertz*, enabling a scheduled MAC, or does contention-based access provide a better trade off between *complexity and performance*? How can the control plane be extended to metasurfaces?

- 3) Which are the most effective strategies to deploy a *high-density, energy-efficient* network?
- 4) What is the optimal resource allocation in the terahertz spectrum, considering the impact of *interference* and the possibility of using *multi connectivity*?
- 5) How can *transport protocol designs and implementations* evolve to satisfy the requirements of ultra-high bandwidth, highly variable links?

These research questions, and the insights we provided in the paper, could be used as a starting point to further progress the full-stack, end-to-end analysis and design of terahertz networks, to fully profit from the unprecedented amount of bandwidth available in this portion of the spectrum.

## REFERENCES

- [1] M. Giordani, M. Polese, M. Mezzavilla, S. Rangan, and M. Zorzi, "Toward 6G Networks: Use Cases and Technologies," *IEEE Commun. Mag.*, vol. 58, no. 3, pp. 55–61, March 2020.
- [2] T. S. Rappaport, Y. Xing, O. Kanhere, S. Ju, A. Madanayake, S. Mandal, A. Alkhateeb, and G. C. Trichopoulos, "Wireless Communications and Applications Above 100 GHz: Opportunities and Challenges for 6G and Beyond," *IEEE Access*, vol. 7, pp. 78 729–78 757, 2019.
- [3] V. Petrov, A. Pyattaev, D. Moltchanov, and Y. Koucheryavy, "Terahertz band communications: Applications, research challenges, and standardization activities," in *8th International Congress on Ultra Modern Telecommunications and Control Systems and Workshops (ICUMT)*, Oct 2016, pp. 183–190.
- [4] I. F. Akyildiz and J. M. Jornet, "Realizing Ultra-Massive MIMO (1024x1024) communication in the (0.06–10) Terahertz band," *Nano Communication Networks*, vol. 8, pp. 46 – 54, June 2016.
- [5] I. F. Akyildiz, J. M. Jornet, and C. Han, "Terahertz band: Next frontier for wireless communications," *Physical Communication*, vol. 12, pp. 16 – 32, September 2014.
- [6] I. F. Akyildiz, C. Han, and S. Nie, "Combating the Distance Problem in the Millimeter Wave and Terahertz Frequency Bands," *IEEE Commun. Mag.*, vol. 56, no. 6, pp. 102–108, June 2018.
- [7] C. Lin and G. Y. L. Li, "Terahertz Communications: An Array-of-Subarrays Solution," *IEEE Commun. Mag.*, vol. 54, no. 12, pp. 124–131, December 2016.
- [8] J. M. Jornet and I. F. Akyildiz, "Channel Modeling and Capacity Analysis for Electromagnetic Wireless Nanonetworks in the Terahertz Band," *IEEE Trans. Wireless Commun.*, vol. 10, no. 10, pp. 3211–3221, Oct. 2011.
- [9] Z. Hossain, Q. Xia, and J. M. Jornet, "TeraSim: An ns-3 extension to simulate Terahertz-band communication networks," *Nano Communication Networks*, vol. 17, pp. 36 – 44, September 2018.
- [10] M. Giordani, M. Polese, A. Roy, D. Castor, and M. Zorzi, "A Tutorial on Beam Management for 3GPP NR at mmWave Frequencies," *IEEE Commun. Surveys Tuts.*, vol. 21, no. 1, pp. 173–196, First Quarter 2019.
- [11] 3GPP, "TR 38.900, Study on channel model for frequency spectrum above 6 GHz, V14.2.0," 2017.
- [12] Q. Xia, Z. Hossain, M. J. Medley, and J. M. Jornet, "A Link-layer Synchronization and Medium Access Control Protocol for Terahertz-band Communication Networks," *IEEE Trans. Mobile Comput.*, 2019.
- [13] C. V. Phung, A. Engelmann, T. Kuerner, and A. Jukan, "Improving THz Quality-of-Transmission with Systematic RLNC and Auxiliary Channels," in *IEEE International Conference on Communications Workshops (ICC)*, 2020.
- [14] V. Petrov, M. Komarov, D. Moltchanov, J. M. Jornet, and Y. Koucheryavy, "Interference and SINR in Millimeter Wave and Terahertz Communication Systems With Blocking and Directional Antennas," *IEEE Trans. Wireless Commun.*, vol. 16, no. 3, pp. 1791–1808, March 2017.
- [15] M. Mezzavilla, M. Zhang, M. Polese, R. Ford, S. Dutta, S. Rangan, and M. Zorzi, "End-to-End Simulation of 5G mmWave Networks," *IEEE Commun. Surveys Tuts.*, vol. 20, no. 3, pp. 2237–2263, Third Quarter 2018.

**Michele Polese** [M'20] is a research scientist at Northeastern University, Boston. He obtained his Ph.D. from the University of Padova, Italy, in 2020, where he also was a postdoctoral researcher and adjunct professor. He visited NYU, AT&T Labs, and Northeastern University. His research focuses on protocols and architectures for future wireless networks.

**Josep Miquel Jornet** [M'13] received the Ph.D. degree in Electrical and Computer Engineering (ECE) from the Georgia Institute of Technology in 2013. Between 2013 and 2019, he was with the Department of Electrical Engineering at University at Buffalo. Since August 2019, he has been an Associate Professor in the Department of ECE at Northeastern University. His research interests are in Terahertz-band communications and Wireless Nano-bio-communication Networks. He has co-authored more than 120 peer-reviewed scientific publications, one book, and has been granted 3 US patents, and is serving as the lead PI on multiple grants from U.S. federal agencies.

**Tommaso Melodia** [F'18] received the Ph.D. degree in Electrical and Computer Engineering from the Georgia Institute of Technology in 2007. He is the William Lincoln Smith Professor at Northeastern University, the Director of the Institute for the Wireless Internet of Things, and the Director of Research for the PAWR Project Office. His research focuses on modeling, optimization, and experimental evaluation of wireless networked systems. He serves as Editor in Chief for Computer Networks.

**Michele Zorzi** [F'07] is with the Information Engineering Department of the University of Padova, focusing on wireless communications research. He was Editor-in-Chief of IEEE Wireless Communications from 2003 to 2005, IEEE Transactions on Communications from 2008 to 2011, and IEEE Transactions on Cognitive Communications and Networking from 2014 to 2018. He served ComSoc as a Member-at-Large of the Board of Governors from 2009 to 2011, as Director of Education and Training from 2014 to 2015, and as Director of Journals from 2020 to 2021.