

# Movement Pruning: Adaptive Sparsity by Fine-Tuning

Victor Sanh<sup>1</sup>, Thomas Wolf<sup>1</sup>, Alexander M. Rush<sup>1,2</sup>

<sup>1</sup>Hugging Face, <sup>2</sup>Cornell University  
{victor,thomas}@huggingface.co ; arush@cornell.edu

## Abstract

Magnitude pruning is a widely used strategy for reducing model size in pure supervised learning; however, it is less effective in the transfer learning regime that has become standard for state-of-the-art natural language processing applications. We propose the use of *movement pruning*, a simple, deterministic first-order weight pruning method that is more adaptive to pretrained model fine-tuning. We give mathematical foundations to the method and compare it to existing zeroth- and first-order pruning methods. Experiments show that when pruning large pretrained language models, movement pruning shows significant improvements in high-sparsity regimes. When combined with distillation, the approach achieves minimal accuracy loss with down to only 3% of the model parameters.

## 1 Introduction

Large-scale transfer learning has become ubiquitous in deep learning and achieves state-of-the-art performance in applications in natural language processing and related fields. In this setup, a large model pretrained on a massive generic dataset is then fine-tuned on a smaller annotated dataset to perform a specific end-task. Model accuracy has been shown to scale with the pretrained model and dataset size [Raffel et al., 2019]. However, significant resources are required to ship and deploy these large models, and training the models have high environmental costs [Strubell et al., 2019].

Sparsity induction is a widely used approach to reduce the memory footprint of neural networks at only a small cost of accuracy. Pruning methods, which remove weights based on their importance, are a particularly simple and effective method for compressing models to be sent to edge devices such as mobile phones. Magnitude pruning [Han et al., 2015, 2016], which preserves weights with high absolute values, is the most widely used method for weight pruning. It has been applied to a large variety of architectures in computer vision [Guo et al., 2016], in language processing [Gale et al., 2019], and more recently has been leveraged as a core component in the *lottery ticket hypothesis* [Frankle et al., 2019].

While magnitude pruning is highly effective for standard supervised learning, it is inherently less useful in the transfer learning regime. In supervised learning, weight values are primarily determined by the end-task training data. In transfer learning, weight values are mostly predetermined by the original model and are only fine-tuned on the end task. This prevents these methods from learning to prune based on the fine-tuning step, or “fine-pruning.”

In this work, we argue that to effectively reduce the size of models for transfer learning, one should instead use *movement pruning*, i.e., pruning approaches that consider the changes in weights during fine-tuning. Movement pruning differs from magnitude pruning in that both weights with low and high values can be pruned if they shrink during training. This strategy moves the selection criteria from the 0th to the 1st-order and facilitates greater pruning based on the fine-tuning objective. To

test this approach, we introduce a particularly simple, deterministic version of movement pruning utilizing the straight-through estimator [Bengio et al., 2013].

We apply movement pruning to pretrained language representations (BERT) [Devlin et al., 2019, Vaswani et al., 2017] on a diverse set of fine-tuning tasks. In highly sparse regimes (less than 15% of remaining weights), we observe significant improvements over magnitude pruning and other 1st-order methods such as  $L_0$  regularization [Louizos et al., 2017]. Our models reach 95% of the original BERT performance with only 5% of the encoder’s weight on natural language inference (MNLI) [Williams et al., 2018] and question answering (SQuAD v1.1) [Rajpurkar et al., 2016]. Analysis of the differences between magnitude pruning and movement pruning shows that the two methods lead to radically different pruned models with movement pruning showing greater ability to adapt to the end-task.

## 2 Related Work

In addition to magnitude pruning, there are many other approaches for generic model weight pruning. Most similar to our approach are methods for using parallel score matrices to augment the weight matrices [Mallya and Lazebnik, 2018, Ramanujan et al., 2020], which have been applied for convolutional networks. Differing from our methods, these methods keep the weights of the model fixed (either from a randomly initialized network or a pre-trained network) and the scores are updated to find a good sparse subnetwork.

Many previous works have also explored using higher-order information to select prunable weights. LeCun et al. [1989] and Hassibi et al. [1993] leverage the Hessian of the loss to select weights for deletion. Our method does not require the (possibly costly) computation of second-order derivatives since the importance scores are obtained simply as the by-product of the standard fine-tuning. Theis et al. [2018] and Ding et al. [2019] use the absolute value or the square value of the gradient. In contrast, we found it useful to preserve the direction of movement in our algorithm.

Compressing pretrained language models for transfer learning is also a popular area of study. Other approaches include knowledge distillation [Sanh et al., 2019, Tang et al., 2019] and structured pruning [Fan et al., 2020a, Michel et al., 2019]. Our core method does not require an external teacher model and targets individual weight. We also show that having a teacher can further improve our approach. Recent work also builds upon iterative magnitude pruning with rewinding [Yu et al., 2020] to train sparse language models from scratch. This differs from our approach which focuses on the fine-tuning stage. Finally, another popular compression approach is quantization. Quantization has been applied to a variety of modern large architectures [Fan et al., 2020b, Zafrir et al., 2019, Gong et al., 2014] providing high memory compression rates at the cost of no or little performance. As shown in previous works [Li et al., 2020, Han et al., 2016] quantization and pruning are complimentary and can be combined to further improve the performance/size ratio.

## 3 Background: Score-Based Pruning

We first establish shared notation for discussing different neural network pruning strategies. Let  $\mathbf{W} \in \mathbb{R}^{n \times n}$  refer to a generic weight matrix in the model (we consider square matrices, but they could be of any shape). To determine which weights are pruned, we introduce a parallel matrix of associated importance scores  $\mathbf{S} \in \mathbb{R}^{n \times n}$ . Given importance scores, each pruning strategy computes a mask  $\mathbf{M} \in \{0, 1\}^{n \times n}$ . Inference for an input  $\mathbf{x}$  becomes  $\mathbf{a} = (\mathbf{W} \odot \mathbf{M})\mathbf{x}$ , where  $\odot$  is the Hadamard product. A common strategy is to keep the top- $v$  percent of weights by importance. We define  $\text{Top}_v$  as a function which selects the  $v\%$  highest values in  $\mathbf{S}$ :

$$\text{Top}_v(\mathbf{S})_{i,j} = \begin{cases} 1, & S_{i,j} \text{ in top } v\% \\ 0, & \text{o.w.} \end{cases} \quad (1)$$

Magnitude-based weight pruning determines the mask based on the absolute value of each weight as a measure of importance. Formally, we have importance scores  $\mathbf{S} = (|W_{i,j}|)_{1 \leq i,j \leq n}$ , and masks  $\mathbf{M} = \text{Top}_v(\mathbf{S})$  (Eq (1)). There are several extensions to this base setup. Han et al. [2015] use iterative magnitude pruning: the model is first trained until convergence and weights with the lowest magnitudes are removed afterward. The sparsified model is then re-trained with the removed weights fixed to 0. This loop is repeated until the desired sparsity level is reached.

	Magnitude pruning	$L_0$ regularization	Movement pruning	Soft movement pruning
Pruning Decision	0th order	1st order	1st order	1st order
Masking Function	$\text{Top}_v$	Continuous Hard-Concrete	$\text{Top}_v$	Thresholding
Pruning Structure	Local or Global	Global	Local or Global	Global
Learning Objective	$\mathcal{L}$	$\mathcal{L} + \lambda_{l_0} \mathbb{E}(L_0)$	$\mathcal{L}$	$\mathcal{L} + \lambda_{\text{mvp}} R(\mathbf{S})$
Gradient Form		Gumbel-Softmax	Straight-Through	Straight-Through
Scores $\mathbf{S}$	$ W_{i,j} $	$-\sum_t (\frac{\partial \mathcal{L}}{\partial W_{i,j}})^{(t)} W_{i,j}^{(t)} f(\bar{S}_{i,j}^{(t)})$	$-\sum_t (\frac{\partial \mathcal{L}}{\partial W_{i,j}})^{(t)} W_{i,j}^{(t)}$	$-\sum_t (\frac{\partial \mathcal{L}}{\partial W_{i,j}})^{(t)} W_{i,j}^{(t)}$

Table 1: Summary of the pruning methods considered in this work and their specificities. The expression of  $f$  of  $L_0$  regularization is detailed in Eq (3).

In this study, we focus on *automated gradual pruning* [Zhu and Gupta, 2018]. It supplements magnitude pruning by allowing masked weights to be updated such that they are not fixed for the entire duration of the training. Automated gradual pruning enables the model to recover from previous masking choices [Guo et al., 2016]. In addition, one can gradually increases the sparsity level  $v$  during training using a cubic sparsity scheduler:  $v^{(t)} = v_f + (v_i - v_f) \left(1 - \frac{t-t_i}{n\Delta t}\right)^3$ . The sparsity level at time step  $t$ ,  $v^{(t)}$  is increased from an initial value  $v_i$  (usually 0) to a final value  $v_f$  in  $n$  pruning steps after  $t_i$  steps of warm-up. The model is thus pruned and trained jointly.

## 4 Movement Pruning

Magnitude pruning can be seen as utilizing zeroth-order information (absolute value) of the running model. In this work, we focus on movement pruning methods where importance is derived from first-order information. Intuitively, instead of selecting weights that are far from zero, we retain connections that are moving away from zero during the training process. We consider two versions of movement pruning: hard and soft.

For (hard) movement pruning, masks are computed using the  $\text{Top}_v$  function:  $\mathbf{M} = \text{Top}_v(\mathbf{S})$ . Unlike magnitude pruning, during training, we learn both the weights  $\mathbf{W}$  and their importance scores  $\mathbf{S}$ . During the forward pass, we compute for all  $i$ ,  $a_i = \sum_{k=1}^n W_{i,k} M_{i,k} x_k$ .

Since the gradient of  $\text{Top}_v$  is 0 everywhere it is defined, we follow Ramanujan et al. [2020], Mallya and Lazebnik [2018] and approximate its value with the *straight-through estimator* [Bengio et al., 2013]. In the backward pass,  $\text{Top}_v$  is ignored and the gradient goes "straight-through" to  $\mathbf{S}$ . The approximation of gradient of the loss  $\mathcal{L}$  with respect to  $S_{i,j}$  is given by

$$\frac{\partial \mathcal{L}}{\partial S_{i,j}} = \frac{\partial \mathcal{L}}{\partial a_i} \frac{\partial a_i}{\partial S_{i,j}} = \frac{\partial \mathcal{L}}{\partial a_i} W_{i,j} x_j \quad (2)$$

This implies that the scores of weights are updated, even if these weights are masked in the forward pass. We prove in Appendix A.1 that movement pruning as an optimization problem will converge.

We also consider a relaxed (soft) version of movement pruning based on the binary mask function described by Mallya and Lazebnik [2018]. Here we replace hyperparameter  $v$  with a fixed global threshold value  $\tau$  that controls the binary mask. The mask is calculated as  $\mathbf{M} = (\mathbf{S} > \tau)$ . In order to control the sparsity level, we add a regularization term  $R(\mathbf{S}) = \lambda_{\text{mvp}} \sum_{i,j} \sigma(S_{i,j})$  which encourages the importance scores to decrease over time<sup>1</sup>. The coefficient  $\lambda_{\text{mvp}}$  controls the penalty intensity and thus the sparsity level.

Finally we note that these approaches yield a similar update  $L_0$  regularization based pruning, another movement based pruning approach [Louizos et al., 2017]. Instead of straight-through,  $L_0$  uses the *hard-concrete* distribution, where the mask  $\mathbf{M}$  is sampled for all  $i, j$  with hyperparameters  $b > 0$ ,  $l < 0$ , and  $r > 1$ :

$$\begin{aligned} u &\sim \mathcal{U}(0, 1) & \bar{S}_{i,j} &= \sigma((\log(u) - \log(1 - u) + S_{i,j})/b) \\ Z_{i,j} &= (r - l)\bar{S}_{i,j} + l & M_{i,j} &= \min(1, \text{ReLU}(Z_{i,j})) \end{aligned}$$

The expected  $L_0$  norm has a closed form involving the parameters of the hard-concrete:  $\mathbb{E}(L_0) = \sum_{i,j} \sigma(\log S_{i,j} - b \log(-l/r))$ . Thus, the weights and scores of the model can be optimized in

<sup>1</sup>We also experimented with  $\sum_{i,j} |S_{i,j}|$  but it turned out to be harder to tune while giving similar results.

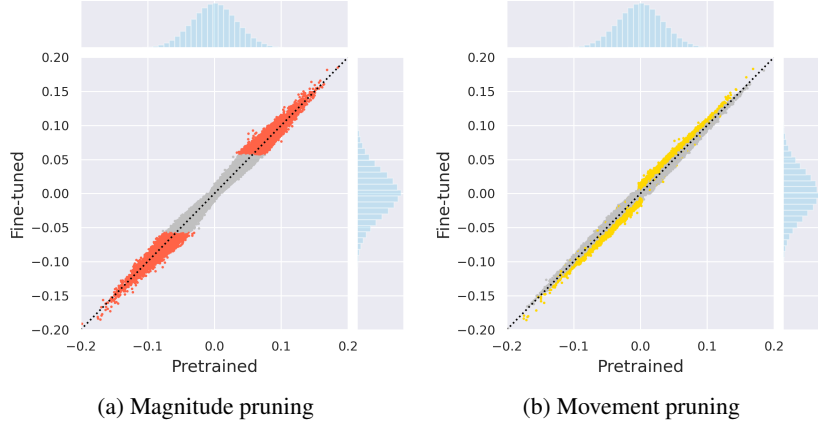


Figure 1: During fine-tuning (on MNLI), the weights stay close to their pre-trained values which limits the adaptivity of magnitude pruning. We plot the identity line in black. Pruned weights are plotted in grey. Magnitude pruning selects weights that are far from 0 while movement pruning selects weights that are moving away from 0.

an end-to-end fashion to minimize the sum of the training loss  $\mathcal{L}$  and the expected  $L_0$  penalty. A coefficient  $\lambda_{l_0}$  controls the  $L_0$  penalty and indirectly the sparsity level. Gradients take a similar form:

$$\frac{\partial \mathcal{L}}{\partial S_{i,j}} = \frac{\partial \mathcal{L}}{\partial a_i} W_{i,j} x_j f(\bar{S}_{i,j}) \text{ where } f(\bar{S}_{i,j}) = \frac{r-l}{b} \bar{S}_{i,j} (1 - \bar{S}_{i,j}) \mathbf{1}_{\{0 \leq Z_{i,j} \leq 1\}} \quad (3)$$

At test time, a non-stochastic estimation of the mask is used:  $\hat{\mathbf{M}} = \min(1, \text{ReLU}((r-l)\sigma(\mathbf{S}) + l))$  and weights multiplied by 0 can simply be discarded.

Table 1 highlights the characteristics of each pruning method. The main differences are in the masking functions, pruning structure, and the final gradient form.

**Method Interpretation** In movement pruning, the gradient of  $\mathcal{L}$  with respect to  $W_{i,j}$  is given by the standard gradient derivation:  $\frac{\partial \mathcal{L}}{\partial W_{i,j}} = \frac{\partial \mathcal{L}}{\partial a_i} M_{i,j} x_j$ . By combining it to Eq (2), we have  $\frac{\partial \mathcal{L}}{\partial S_{i,j}} = \frac{\partial \mathcal{L}}{\partial W_{i,j}} W_{i,j}$  (we omit the binary mask term  $M_{i,j}$  for simplicity). From the gradient update in Eq (2),  $S_{i,j}$  is increasing when  $\frac{\partial \mathcal{L}}{\partial S_{i,j}} < 0$ , which happens in two cases:

- (a)  $\frac{\partial \mathcal{L}}{\partial W_{i,j}} < 0$  and  $W_{i,j} > 0$
- (b)  $\frac{\partial \mathcal{L}}{\partial W_{i,j}} > 0$  and  $W_{i,j} < 0$

It means that during training  $W_{i,j}$  is increasing while being positive or is decreasing while being negative. It is equivalent to saying that  $S_{i,j}$  is increasing when  $W_{i,j}$  is moving away from 0. Inversely,  $S_{i,j}$  is decreasing when  $\frac{\partial \mathcal{L}}{\partial S_{i,j}} > 0$  which means that  $W_{i,j}$  is shrinking towards 0.

While magnitude pruning selects the most important weights as the ones which maximize their distance to 0 ( $|W_{i,j}|$ ), movement pruning selects the weights which are moving the most away from 0 ( $S_{i,j}$ ). For this reason, magnitude pruning can be seen as a 0th order method, whereas movement pruning is based on a 1st order signal. In fact,  $\mathbf{S}$  can be seen as an accumulator of movement: from equation (2), after  $T$  gradient updates, we have

$$S_{i,j}^{(T)} = -\alpha_S \sum_{t \leq T} \left( \frac{\partial \mathcal{L}}{\partial W_{i,j}} \right)^{(t)} W_{i,j}^{(t)} \quad (4)$$

Figure 1 shows this difference empirically by comparing weight values during fine-tuning against their pre-trained value. As observed by Gordon et al. [2020], fine-tuned weights stay close in absolute value to their initial pre-trained values. For magnitude pruning, this stability around the pre-trained

values implies that we know with high confidence before even fine-tuning which weights will be pruned as the weights with the smallest absolute value at pre-training will likely stay small and be pruned. In contrast, in movement pruning, the pre-trained weights do not have such an awareness of the pruning decision since the selection is made during fine-tuning (moving away from 0), and both low and high values can be pruned. We posit that this is critical for the success of the approach as it is able to prune based on the task-specific data, not only the pre-trained value.

## 5 Experimental Setup

Transfer learning for NLP uses large pre-trained language models that are fine-tuned on target tasks [Ruder et al., 2019, Devlin et al., 2019, Radford et al., 2019, Liu et al., 2019]. We experiment with task-specific pruning of BERT-base-uncased, a pre-trained model that contains roughly 84M parameters. We freeze the embedding modules and fine-tune the transformer layers and the task-specific head.

We perform experiments on three monolingual (English) tasks, which are common benchmarks for the recent progress in transfer learning for NLP: question answering (SQuAD v1.1) [Rajpurkar et al., 2016], natural language inference (MNLI) [Williams et al., 2018], and sentence similarity (QQP) [Iyer et al., 2017]. The datasets respectively contain 8K, 393K, and 364K training examples. SQuAD is formulated as a span extraction task, MNLI and QQP are paired sentence classification tasks.

For a given task, we fine-tune the pre-trained model for the same number of updates (between 6 and 10 epochs) across pruning methods<sup>2</sup>. We follow Zhu and Gupta [2018] and use a cubic sparsity scheduling for Magnitude Pruning (MaP), Movement Pruning (MvP), and Soft Movement Pruning (SMvP). Adding a few steps of cool-down at the end of pruning empirically improves the performance especially in high sparsity regimes. The schedule for  $v$  is:

$$\begin{cases} v_i & 0 \leq t < t_i \\ v_f + (v_i - v_f)(1 - \frac{t-t_i-t_f}{n\Delta t})^3 & t_i \leq t < T - t_f \\ v_f & \text{o.w.} \end{cases} \quad (5)$$

where  $t_f$  is the number of cool-down steps.

We compare our results against several state-of-the-art pruning baselines: Reweighted Proximal Pruning (RPP) [Guo et al., 2019] combines re-weighted  $L_1$  minimization and Proximal Projection [Parikh and Boyd, 2014] to perform unstructured pruning. LayerDrop [Fan et al., 2020a] leverages structured dropout to prune models at test time. For RPP and LayerDrop, we report results from authors. We also compare our method against the mini-BERT models, a collection of smaller BERT models with varying hyper-parameters [Turc et al., 2019].

## 6 Results

Figure 2 displays the results for the main pruning methods at different levels of pruning on each dataset. First, we observe the consistency of the comparison between magnitude and movement pruning: at low sparsity (more than 70% of remaining weights), magnitude pruning outperforms all methods with little or no loss with respect to the dense model whereas the performance of movement pruning methods quickly decreases even for low sparsity levels. However, magnitude pruning performs poorly with high sparsity, and the performance drops extremely quickly. In contrast, first-order methods show strong performances with less than 15% of remaining weights.

Table 2 shows the specific model scores for different methods at high sparsity levels. Magnitude pruning on SQuAD achieves 54.5 F1 with 3% of the weights compared to 73.6 F1 with  $L_0$  regularization, 76.3 F1 for movement pruning, and 79.9 F1 with soft movement pruning. These experiments indicate that in high sparsity regimes, importance scores derived from the movement accumulated during fine-tuning induce significantly better pruned models compared to absolute values.

Next, we compare the difference in performance between first-order methods. We see that straight-through based hard movement pruning (MvP) is comparable with  $L_0$  regularization (with a significant gap in favor of movement pruning on QQP). Soft movement pruning (SMvP) consistently outperforms

<sup>2</sup>Preliminary experiments showed that increasing the number of pruning steps tended to improve the end performance

Figure 2: Comparisons between different pruning methods in high sparsity regimes. **Soft movement pruning consistently outperforms other methods in high sparsity regimes.** We plot the performance of the standard fine-tuned BERT along with 95% of its performance.

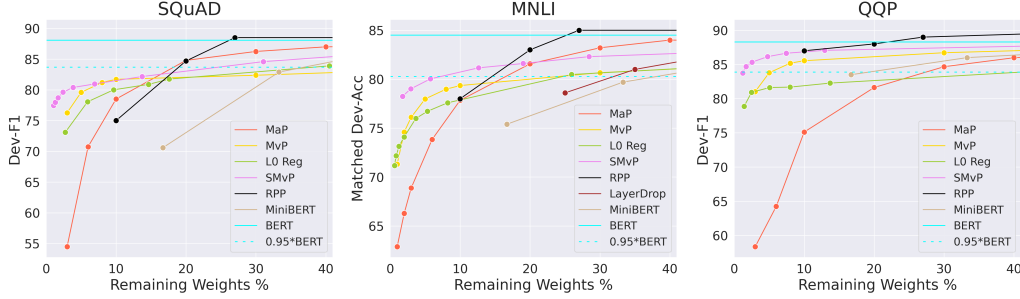


Table 2: Performance at high sparsity levels. **(Soft) movement pruning outperforms current state-of-the-art pruning methods at different high sparsity levels.**

	BERT base fine-tuned	Remaining Weights (%)	MaP	$L_0$ Regu	MvP	soft MvP
SQuAD - Dev EM/F1	80.4/88.1	10%	67.7/78.5	69.9/80.1	<b>71.9/81.7</b>	71.3/81.5
		3%	40.1/54.5	61.6/73.6	65.2/76.3	<b>69.6/79.9</b>
MNLI - Dev acc/MM acc	84.5/84.9	10%	77.8/79.0	77.9/78.5	79.3/79.5	<b>80.7/81.2</b>
		3%	68.9/69.8	75.2/75.6	76.1/76.7	<b>79.0/79.7</b>
QQP - Dev acc/F1	91.4/88.4	10%	78.8/75.1	87.6/81.9	89.1/85.5	<b>90.2/86.8</b>
		3%	72.1/58.4	86.5/81.1	85.6/81.0	<b>89.2/85.5</b>

hard movement pruning and  $L_0$  regularization by a strong margin and yields the strongest performance among all pruning methods in high sparsity regimes. These comparisons support the fact that even if movement pruning (and its relaxed version soft movement pruning) is simpler than  $L_0$  regularization, it yet yields stronger performances for the same compute budget.

Finally, movement pruning and soft movement pruning compare favorably to the other baselines, except for QQP where RPP is on par with soft movement pruning. Movement pruning also outperforms the fine-tuned mini-BERT models. This is coherent with [Li et al., 2020]: it is both more efficient and more effective to train a large model and compress it afterward than training a smaller model from scratch. We do note though that current hardware does not support optimized inference for sparse models: from an inference speed perspective, it might often desirable to use a small dense model such as mini-BERT over a sparse alternative of the same size.

**Distillation further boosts performance** Following previous work, we can further leverage knowledge distillation [Bucila et al., 2006, Hinton et al., 2014] to boost performance for free in the pruned domain [Jiao et al., 2019, Sanh et al., 2019] using our baseline fine-tuned BERT-base model as teacher. The training objective is a linear combination of the training loss and a knowledge distillation

Figure 3: Comparisons between different pruning methods augmented with distillation. **Distillation improves the performance across all pruning methods and sparsity levels.**

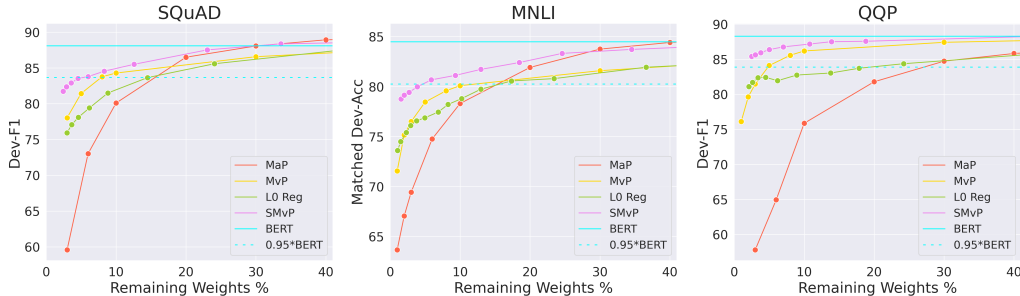


Table 3: Distillation-augmented performances for selected high sparsity levels. **All pruning methods benefit from distillation signal further enhancing the ratio Performance VS Model Size.**

	BERT base fine-tuned	Remaining Weights (%)	MaP	$L_0$ Regu	MvP	soft MvP
SQuAD - Dev	80.4/88.1	10%	70.2/80.1	72.4/81.9	75.6/84.3	<b>76.6/84.9</b>
EM/F1		3%	45.5/59.6	65.5/75.9	67.5/78.0	<b>72.9/82.4</b>
MNLI - Dev	84.5/84.9	10%	78.3/79.3	78.7/79.8	80.1/80.4	<b>81.2/81.8</b>
acc/MM acc		3%	69.4/70.6	76.2/76.5	76.5/77.4	<b>79.6/80.2</b>
QQP - Dev	91.4/88.4	10%	79.8/65.0	88.1/82.8	89.7/86.2	<b>90.5/87.1</b>
acc/F1		3%	72.4/57.8	87.1/82.0	86.1/81.5	<b>89.3/85.6</b>

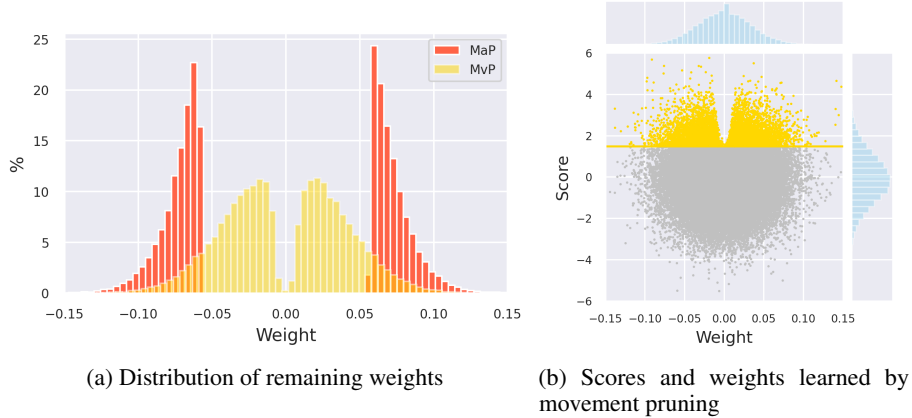


Figure 4: Magnitude pruning and movement pruning leads to pruned models with radically different weight distribution.

loss on the output distributions. Figure 3 shows the results on SQuAD, MNLI, and QQP for the three pruning methods boosted with distillation. Overall, we observe that the relative comparisons of the pruning methods remain unchanged while the performances are strictly increased. Table 3 shows for instance that on SQuAD, movement pruning at 10% goes from 81.7 F1 to 84.3 F1. When combined with distillation, soft movement pruning yields the strongest performances across all pruning methods and studied datasets: it reaches 95% of BERT-base with only a fraction of the weights in the encoder ( $\sim 5\%$  on SQuAD and MNLI).

## 7 Analysis

**Movement pruning is adaptive** Figure 4a compares the distribution of the remaining weights for the same matrix of a model pruned at the same sparsity using magnitude and movement pruning. We observe that by definition, magnitude pruning removes all the weights that are close to zero, ending up with two clusters. In contrast, movement pruning leads to a smoother distribution, which covers the whole interval except for values close to 0.

Figure 4b displays each individual weight against its associated importance score in movement pruning. We plot pruned weights in grey. We observe that movement pruning induces no simple relationship between the scores and the weights. Both weights with high absolute value or low absolute value can be considered important. However, high scores are systematically associated with non-zero weights (and thus the “v-shape”). This is coherent with the interpretation we gave to the scores (section 4): a high score  $S$  indicates that during fine-tuning, the associated weight moved away from 0 and is thus non-null.

**Local and global masks perform similarly** We study the influence of the locality of the pruning decision. While local  $\text{Top}_v$  selects the  $v\%$  most important weights matrix by matrix, global  $\text{Top}_v$  uncovers non-uniform sparsity patterns in the network by selecting the  $v\%$  most important weights in

Figure 5: Comparison of local and global selections of weights on SQuAD at different sparsity levels. **For magnitude and movement pruning, local and global Top<sub>v</sub> performs similarly at all levels of sparsity.**

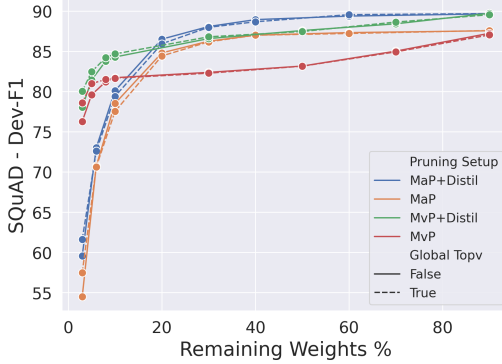
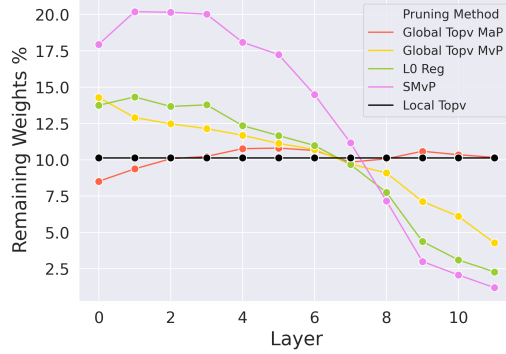


Figure 6: **Remaining weights per layer in the Transformer.** Global magnitude pruning tends to prune uniformly layers. Global 1st order methods allocate the weight to the lower layers while heavily pruning the highest layers.



the whole network. Previous work has shown that a non-uniform sparsity across layers is crucial to the performance in high sparsity regimes [He et al., 2018]. In particular, Mallya and Lazebnik [2018] found that the sparsity tends to increase with the depth of the network layer.

Figure 5 compares the performance of local selection (matrix by matrix) against global selection (all the matrices) for magnitude pruning and movement pruning. Despite being able to find a global sparsity structure, we found that global did not significantly outperform local, except in high sparsity regimes (2.3 F1 points of difference with 3% of remaining weights for movement pruning). Even though the distillation signal boosts the performance of pruned models, the end performance difference between local and global selections remains marginal.

Figure 6 shows the remaining weights percentage obtained per layer when the model is pruned until 10% with global pruning methods. Global weight pruning is able to allocate sparsity non-uniformly through the network, and it has been shown to be crucial for the performance in high sparsity regimes [He et al., 2018]. We notice that except for global magnitude pruning, all the global pruning methods tend to allocate a significant part of the weights to the lowest layers while heavily pruning in the highest layers. Global magnitude pruning tends to prune similarly to local magnitude pruning, i.e., uniformly across layers.

## 8 Conclusion

We consider the case of pruning of pretrained models for task-specific fine-tuning and compare zeroth- and first-order pruning methods. We show that a simple method for weight pruning based on straight-through gradients is effective for this task and that it adapts using a first-order importance score. We apply this movement pruning to a transformer-based architecture and empirically show that our method consistently yields strong improvements over existing methods in high-sparsity regimes. The analysis demonstrates how this approach adapts to the fine-tuning regime in a way that magnitude pruning cannot. In future work, it would also be interesting to leverage group-sparsity inducing penalties [Bach et al., 2011] to remove entire columns or filters. In this setup, we would associate a score to a group of weights (a column or a row for instance). In the transformer architecture, it would give a systematic way to perform feature selection and remove entire columns of the embedding matrix.

## References

Colin Raffel, Noam Shazeer, Adam Roberts, Katherine Lee, Sharan Narang, Michael Matena, Yanqi Zhou, Wei Li, and Peter J. Liu. Exploring the limits of transfer learning with a unified text-to-text transformer. *ArXiv*, abs/1910.10683, 2019.



- Emma Strubell, Ananya Ganesh, and Andrew McCallum. Energy and policy considerations for deep learning in nlp. In *ACL*, 2019.
- Song Han, Jeff Pool, John Tran, and William J. Dally. Learning both weights and connections for efficient neural network. In *NIPS*, 2015.
- Song Han, Huizi Mao, and William J. Dally. Deep compression: Compressing deep neural network with pruning, trained quantization and huffman coding. In *ICLR*, 2016.
- Yiwen Guo, Anbang Yao, and Yurong Chen. Dynamic network surgery for efficient dnns. In *NIPS*, 2016.
- Trevor Gale, Erich Elsen, and Sara Hooker. The state of sparsity in deep neural networks. *ArXiv*, abs/1902.09574, 2019.
- Jonathan Frankle, Gintare Karolina Dziugaite, Daniel M. Roy, and Michael Carbin. The lottery ticket hypothesis at scale. *ArXiv*, abs/1903.01611, 2019.
- Yoshua Bengio, Nicholas Léonard, and Aaron C. Courville. Estimating or propagating gradients through stochastic neurons for conditional computation. *ArXiv*, abs/1308.3432, 2013.
- Jacob Devlin, Ming-Wei Chang, Kenton Lee, and Kristina Toutanova. Bert: Pre-training of deep bidirectional transformers for language understanding. In *NAACL*, 2019.
- Ashish Vaswani, Noam Shazeer, Niki Parmar, Jakob Uszkoreit, Llion Jones, Aidan N. Gomez, Lukasz Kaiser, and Illia Polosukhin. Attention is all you need. In *NIPS*, 2017.
- Christos Louizos, Max Welling, and Diederik P. Kingma. Learning sparse neural networks through l0 regularization. In *ICLR*, 2017.
- Adina Williams, Nikita Nangia, and Samuel Bowman. A broad-coverage challenge corpus for sentence understanding through inference. In *NAACL*, 2018.
- Pranav Rajpurkar, Jian Zhang, Konstantin Lopyrev, and Percy Liang. Squad: 100, 000+ questions for machine comprehension of text. In *EMNLP*, 2016.
- Arun Mallya and Svetlana Lazebnik. Piggyback: Adding multiple tasks to a single, fixed network by learning to mask. *ArXiv*, abs/1801.06519, 2018.
- Vivek Ramanujan, Mitchell Wortsman, Aniruddha Kembhavi, Ali Farhadi, and Mohammad Rastegari. What’s hidden in a randomly weighted neural network? In *CVPR*, 2020.
- Yann LeCun, John S. Denker, and Sara A. Solla. Optimal brain damage. In *NIPS*, 1989.
- Babak Hassibi, David G. Stork, and Gregory J. Wolff. Optimal brain surgeon: Extensions and performance comparisons. In *NIPS*, 1993.
- Lucas Theis, Iryna Korshunova, Alykhan Tejani, and Ferenc Huszár. Faster gaze prediction with dense networks and fisher pruning. *ArXiv*, abs/1801.05787, 2018.
- Xiaohan Ding, Guiguang Ding, Xiangxin Zhou, Yuchen Guo, Ji Liu, and Jungong Han. Global sparse momentum sgd for pruning very deep neural networks. In *NeurIPS*, 2019.
- Victor Sanh, Lysandre Debut, Julien Chaumond, and Thomas Wolf. Distilbert, a distilled version of bert: smaller, faster, cheaper and lighter. In *NeurIPS EMC2 Workshop*, 2019.
- Raphael Tang, Yao Lu, Linqing Liu, Lili Mou, Olga Vechtomova, and Jimmy Lin. Distilling task-specific knowledge from bert into simple neural networks. *ArXiv*, abs/1903.12136, 2019.
- Angela Fan, Edouard Grave, and Armand Joulin. Reducing transformer depth on demand with structured dropout. In *ICLR*, 2020a.
- Paul Michel, Omer Levy, and Graham Neubig. Are sixteen heads really better than one? In *NeurIPS*, 2019.

- Haonan Yu, Sergey Edunov, Yuandong Tian, and Ari S. Morcos. Playing the lottery with rewards and multiple languages: lottery tickets in rl and nlp. In *ICLR*, 2020.
- Angela Fan, Pierre Stock, Benjamin Graham, Edouard Grave, Rémi Gribonval, Hervé Jégou, and Armand Joulin. Training with quantization noise for extreme model compression. *ArXiv*, abs/2004.07320, 2020b.
- Ofir Zafrir, Guy Boudoukh, Peter Izsak, and Moshe Wasserblat. Q8bert: Quantized 8bit bert. *ArXiv*, abs/1910.06188, 2019.
- Yunchao Gong, Liu Liu, Ming Yang, and Lubomir D. Bourdev. Compressing deep convolutional networks using vector quantization. *ArXiv*, abs/1412.6115, 2014.
- Zhuohan Li, Eric Wallace, Sheng Shen, Kevin Lin, Kurt Keutzer, Dan Klein, and Joseph E. Gonzalez. Train large, then compress: Rethinking model size for efficient training and inference of transformers. *ArXiv*, abs/2002.11794, 2020.
- Michael Zhu and Suyog Gupta. To prune, or not to prune: exploring the efficacy of pruning for model compression. In *ICLR*, 2018.
- Mitchell A. Gordon, Kevin Duh, and Nicholas Andrews. Compressing bert: Studying the effects of weight pruning on transfer learning. *ArXiv*, abs/2002.08307, 2020.
- Sebastian Ruder, Matthew E. Peters, Swabha Swayamdipta, and Thomas Wolf. Transfer learning in natural language processing. In *NAACL*, 2019.
- Alec Radford, Jeff Wu, Rewon Child, David Luan, Dario Amodei, and Ilya Sutskever. Language models are unsupervised multitask learners. 2019.
- Yinhan Liu, Myle Ott, Naman Goyal, Jingfei Du, Mandar Joshi, Danqi Chen, Omer Levy, Mike Lewis, Luke Zettlemoyer, and Veselin Stoyanov. Roberta: A robustly optimized bert pretraining approach. *ArXiv*, abs/1907.11692, 2019.
- Shankar Iyer, Nikhil Dandekar, and Kornel Csernai. First quora dataset release: Question pairs, 2017. URL <https://data.quora.com/First-Quora-Dataset-Release-Question-Pairs>.
- Fu-Ming Guo, Sijia Liu, Finlay S. Mungall, Xue Lian Lin, and Yanzhi Wang. Reweighted proximal pruning for large-scale language representation. *ArXiv*, abs/1909.12486, 2019.
- Neal Parikh and Stephen P. Boyd. Proximal algorithms. *Found. Trends Optim.*, 1:127–239, 2014.
- Iulia Turc, Ming-Wei Chang, Kenton Lee, and Kristina Toutanova. Well-read students learn better: The impact of student initialization on knowledge distillation. *ArXiv*, abs/1908.08962, 2019.
- Cristian Bucila, Rich Caruana, and Alexandru Niculescu-Mizil. Model compression. In *KDD*, 2006.
- Geoffrey E. Hinton, Oriol Vinyals, and Jeffrey Dean. Distilling the knowledge in a neural network. In *NIPS*, 2014.
- Xiaoqi Jiao, Y. Yin, Lifeng Shang, Xin Jiang, Xusong Chen, Linlin Li, Fang Wang, and Qun Liu. Tinybert: Distilling bert for natural language understanding. *ArXiv*, abs/1909.10351, 2019.
- Yihui He, Ji Lin, Zhijian Liu, Hanrui Wang, Li-Jia Li, and Song Han. Amc: Automl for model compression and acceleration on mobile devices. In *ECCV*, 2018.
- Francis Bach, Rodolphe Jenatton, Julien Mairal, and Guillaume Obozinski. Structured sparsity through convex optimization. *Statistical Science*, 27, 09 2011. doi: 10.1214/12-STS394.

## A Appendices

### A.1 Guarantees on the decrease of the training loss

As the scores are updated, the relative order of the importances is likely shuffled, and some connections will be replaced by more important ones. Under certain conditions, we are able to formally prove that as these replacements happen, the training loss is guaranteed to decrease. Our proof is adapted from [Ramanujan et al., 2020] to consider the case of fine-tunable  $\mathbf{W}$ .

We suppose that (a) the training loss  $\mathcal{L}$  is smooth and admits a first-order Taylor development everywhere it is defined and (b) the learning rate of  $\mathbf{W}$  ( $\alpha_{\mathbf{W}} > 0$ ) is small. We define the TopK function as the analog of the  $\text{Top}_v$  function, where  $k$  is an integer instead of a proportion. We first consider the case where  $k = 1$  in the TopK masking, meaning that only one connection is remaining (and the other weights are deactivated/masked). Let's denote  $W_{i,j}$  this sole remaining connection at step  $t$ . Following Eq (1), it means that  $\forall 1 \leq u, v \leq n, S_{u,v}^{(t)} \leq S_{i,j}^{(t)}$ .

We suppose that at step  $t + 1$ , connections are swapped and the only remaining connection at step  $t + 1$  is  $(k, l)$ . We have:

$$\begin{cases} \text{At } t, & \forall 1 \leq u, v \leq n, S_{u,v}^{(t)} \leq S_{i,j}^{(t)} \\ \text{At } t + 1, & \forall 1 \leq u, v \leq n, S_{u,v}^{(t+1)} \leq S_{k,l}^{(t+1)} \end{cases} \quad (6)$$

Eq (6) gives the following inequality:  $S_{k,l}^{(t+1)} - S_{k,l}^{(t)} \geq S_{i,j}^{(t+1)} - S_{i,j}^{(t)}$ . After re-injecting the gradient update in Eq (2), we have:

$$-\alpha_{\mathbf{S}} \frac{\partial \mathcal{L}}{\partial a_k} W_{k,l}^{(t)} x_l \geq -\alpha_{\mathbf{S}} \frac{\partial \mathcal{L}}{\partial a_i} W_{i,j}^{(t)} x_j \quad (7)$$

Moreover, the conditions in Eq (6) lead to the following inferences:  $a_i^{(t)} = W_{i,j}^{(t)} x_j$  and  $a_k^{(t+1)} = W_{k,l}^{(t+1)} x_l$ .

Since  $\alpha_{\mathbf{W}}$  is small,  $\|(a_i^{(t+1)}, a_k^{(t+1)}) - (a_i^{(t)}, a_k^{(t)})\|_2$  is also small. Because the training loss  $\mathcal{L}$  is smooth, we can write the 1st order Taylor development of  $\mathcal{L}$  in point  $(a_i^{(t)}, a_k^{(t)})$ :

$$\begin{aligned} & \mathcal{L}(a_i^{(t+1)}, a_k^{(t+1)}) - \mathcal{L}(a_i^{(t)}, a_k^{(t)}) \\ & \approx \frac{\partial \mathcal{L}}{\partial a_k} (a_k^{(t+1)} - a_k^{(t)}) + \frac{\partial \mathcal{L}}{\partial a_i} (a_i^{(t+1)} - a_i^{(t)}) \\ & = \frac{\partial \mathcal{L}}{\partial a_k} W_{k,l}^{(t+1)} x_l - \frac{\partial \mathcal{L}}{\partial a_i} W_{i,j}^{(t)} x_j \\ & = \frac{\partial \mathcal{L}}{\partial a_k} W_{k,l}^{(t+1)} x_l + \left( -\frac{\partial \mathcal{L}}{\partial a_k} W_{k,l}^{(t)} x_l + \frac{\partial \mathcal{L}}{\partial a_k} W_{k,l}^{(t)} x_l \right) - \frac{\partial \mathcal{L}}{\partial a_i} W_{i,j}^{(t)} x_j \\ & = \frac{\partial \mathcal{L}}{\partial a_k} (W_{k,l}^{(t+1)} x_l - W_{k,l}^{(t)} x_l) + \left( \frac{\partial \mathcal{L}}{\partial a_k} W_{k,l}^{(t)} x_l - \frac{\partial \mathcal{L}}{\partial a_i} W_{i,j}^{(t)} x_j \right) \\ & = \frac{\partial \mathcal{L}}{\partial a_k} x_l (-\alpha_{\mathbf{W}} \frac{\partial \mathcal{L}}{\partial a_k} x_l m(S^{(t)})_{k,l}) + \left( \frac{\partial \mathcal{L}}{\partial a_k} W_{k,l}^{(t)} x_l - \frac{\partial \mathcal{L}}{\partial a_i} W_{i,j}^{(t)} x_j \right) \end{aligned} \quad (8)$$

The first term is null because of inequalities (6) and the second term is negative because of inequality (7). Thus  $\mathcal{L}(a_i^{(t+1)}, a_k^{(t+1)}) \leq \mathcal{L}(a_i^{(t)}, a_k^{(t)})$ : when connection  $(k, l)$  becomes more important than  $(i, j)$ , the connections are swapped and the training loss decreases between step  $t$  and  $t + 1$ .

Similarly, we can generalize the proof to a set  $\mathcal{E} = \{(a_i, b_i), (c_i, d_i)\}; i \leq N\}$  of  $N$  swapping connections.

We note that this proof is not specific to the *TopK* masking function. In fact, we can extend the proof using the *Threshold* masking function  $\mathbf{M} := (\mathbf{S} \geq \tau)$  [Mallya and Lazebnik, 2018]. Inequalities (6) are still valid and the proof stays unchanged.

Last, we note these guarantees do not hold if we consider the absolute value of the scores  $|S_{i,j}|$  (as it is done in Ding et al. [2019] for instance). We prove it by contradiction. If it was the case, it would also be true one specific case: the *negative threshold* masking function ( $\mathbf{M} := (\mathbf{S} < \tau)$  where  $\tau < 0$ ).

We suppose that at step  $t + 1$ , the only remaining connection  $(i, j)$  is replaced by  $(k, l)$ :

$$\begin{cases} \text{At } t, & \forall 1 \leq u, v \leq n, S_{i,j}^{(t)} \leq \tau \leq S_{u,v}^{(t)} \\ \text{At } t + 1, & \forall 1 \leq u, v \leq n, S_{k,l}^{(t+1)} \leq \tau \leq S_{u,v}^{(t+1)} \end{cases} \quad (9)$$

The inequality on the gradient update becomes:  $-\alpha \mathbf{s} \frac{\partial \mathcal{L}}{\partial a_k} W_{k,l}^{(t)} x_l < -\alpha \mathbf{s} \frac{\partial \mathcal{L}}{\partial a_i} W_{i,j} x_j$  and following the same development as in Eq (8), we have  $\mathcal{L}(a_i^{(t+1)}, a_k^{(t+1)}) - \mathcal{L}(a_i^{(t)}, a_k^{(t)}) \geq 0$ : the loss increases. We proved by contradiction that the guarantees on the decrease of the loss do not hold if we consider the absolute value of the score as a proxy for importance.