

doing so, we can identify users who self-declare their identity, mostly tweet in dialectal Arabic, and only retain dialectal user tweets. Further, we use our newly constructed dataset to build models that can effectively distinguish between 18 country-level Arabic dialects. We didn't consider four Arab countries (namely Mauritania, Somalia, Djibouti and Comoros) because we were not able to find a sufficient number of Twitter users. This could be due to the limited use of Twitter in these countries, or that users may tweet primarily in other languages. Our models use a variety of features, such as character-level n-gram, word-level n-gram, word embeddings, and contextual embeddings (e.g. BERT_{base-multilingual} and AraBERT), and a variety of classification techniques, such as Support Vector Machines (SVM) and fine-tuned Transformer models.

The contributions of this work are:

- We introduce a new method for constructing a highly accurate Arabic dialectal dataset from Twitter. This method can be completely automated such that it can be used in the future to collect fresh dialectal tweets.
- We build the QCRI Arabic Dialects Identification (QADI)² dataset, which is the largest balanced non-genre specific country-level Arabic dialectal tweet dataset. The dataset contains more than 540k tweets covering 18 dialects with an associated test set containing 182 tweets per country on average that was manually labeled by native speakers from 18 Arab countries.
- We provide a list of Twitter accounts from 18 Arab countries (a total of 2,525 accounts with an average of 140 accounts per country) that can be used in author profiling tasks.
- We use the new dataset to build state-of-the-art tweet-level Arabic dialect identification models using a variety of features and classifiers.

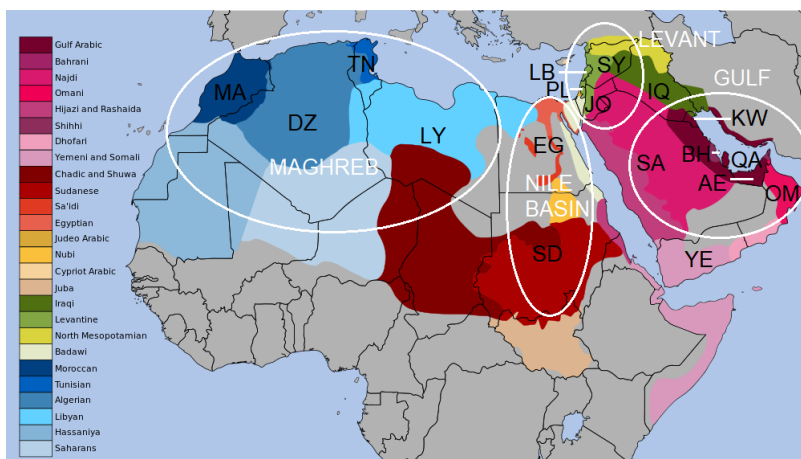


Figure 1: Geographical distribution of Arabic dialects. (Source: https://en.wikipedia.org/wiki/Varieties_of_Arabic, country codes and regions are added).

2 Related Work

Most efforts in building resources for Arabic dialect identification are limited either in terms of the genre, granularity, or the size of the data. Zaidan and Callison-Burch (2011) curated the Arabic Online Commentary Dataset, a resource of more than 52M-words. They annotated over 108K sentences (41%) of the dataset with one of 5 possible dialects, namely: Maghrebi, Egyptian, Levantine, Gulf, and Iraqi. Similarly Alshutayri and Atwell (2017) and El-Haj et al. (2018) annotated collections of texts using the five regions/dialects. Elfardy and Diab (2013) and Darwish et al. (2014) identify whether a sentence is Modern Standard Arabic (MSA) or Egyptian.

In recent years, there have been more efforts to cover more countries with finer granularity. Abdul-Mageed et al. (2018) constructed a dataset that covers 10 countries. Zaghouani and Charfi (2018) built

²The QADI Dataset is freely available for research purposes from <http://alt.qcri.org/resources/qadi/>

Arabic	Transliteration	Translation
سعودي وأفتخر	sEwdy w>ftKr	Saudi and proud
بنت دمشق	bnt dm\$q	the daughter of Damascus
أنا من تونس	>nA mn twns	I am from Tunisia

Table 1: Examples of user self-disclosure in Twitter profile description

the “Arap-Tweet” dataset, which includes tweets from 16 countries. The MADAR (Multi-Arabic Dialect Applications and Resources) project (Bouamor et al., 2018; Bouamor et al., 2019) produced several resources among which two corpora were used for the shared task of fine-grained dialect identification (Bouamor et al., 2019). The resources includes a lexicon and a 1,000 parallel sentences from the travel domain that were translated into local dialects of 26 Arab cities. Additionally, the project released another set of tweets by searching twitter using a set of 25 seed hashtags corresponding to the 22 states of the Arab League (e.g., #Algeria, #Egypt, #Kuwait, etc.) and relevant hashtags such as: “#ArabWorld”, “#ArabLeague”, and “#Arab”. The approach resulted in collecting over 2,980 profiles. When inspecting the profiles, The majority of the obtained users were from Saudi Arabia, representing 36% of the total profiles. This was another motivation to curate a more balanced and representative dataset to use for dialect identification. Further, as we show later, this dataset is sub-optimal for tweet-level dialect identification.

Multiple approaches have been used for dialect ID that exploit a variety of features, such as character or word n-grams (Darwish et al., 2014; Zaidan and Callison-Burch, 2014; Malmasi et al., 2016; Sadat et al., 2014), and techniques such as multiple kernel learning (Ionescu and Popescu, 2016) and distributed representation of dialects (Abdul-Mageed et al., 2018) to name a few. Zhang and Abdul-Mageed (2019) used semi-supervised learning of BERT_{base-multilingual} model for user-level dialect identification on the MADAR Shared Task.

3 Data Collection

It is common for users on social networks to disclose social and linguistic information about themselves in their profiles. In Twitter, the user profile provides a header and a short bio. Both fields allow users to freely describe themselves. Surveying Arabic speaking profiles, it is customary to see many declaring their patriotism and national belonging by using their county’s flag or explicitly naming the city that they are from (e.g. ‘Kuwait is my home country’, “Libyan citizen”). Table 1 shows some examples of such self-disclosures. To build our dataset, we obtained a collection of Arabic tweets that was crawled using the Twitter streaming API, where we set the language filter to Arabic (“lang:ar”), during the entirety of March and April 2018. In all, the collection contains 25M tweets from which we extracted the profile information of all the users who authored these tweets. We applied three filters on user profiles and tweets as we describe in the next subsections.

3.1 Country Identification

For the first stage, to identify the user’s country, we filtered user profile using a gazetteer that includes:

- All Arab country names written in either Arabic, English, or French³ such as المغرب (Almgrb – Morocco), Morocco, and Maroc respectively.
- The names of major cities in these countries in both Arabic and English as specified in Wikipedia⁴ such as القدس (Alqds – Jerusalem) and وهران (whrAn – Oran, Algeria).
- Arabic adjectives specifying all nationalities in both masculine and feminine forms with and without the definite article ال (Al – the) such as عراقي (ErAqy - Iraqi (m.)), عراقية (ErAqyp - Iraqi (f.)), and

³French is widely used in the Maghreb region.

⁴https://en.wikipedia.org/wiki/List_of_countries_by_largest_and_second_largest_cities

users from 18 countries (140 users per country on average), who authored 540k tweets (30k per country on average) with a total of 8.8M words. Table 3 provides per country breakdown of the dataset.

Country	IQ	BH	KW	SA	AE	OM	QA	YE	SY
Users	142	169	160	149	172	176	139	138	139
Training Tweets (k)	18.4	28.3	49.9	35.4	27.8	24.8	36.7	11.6	18.3
Test tweets	178	184	190	199	192	169	198	193	194
Country	JO	PL	LB	EG	SD	LY	TN	DZ	MA
Users	146	145	141	150	139	149	68	130	73
Training Tweets (k)	34.1	48.6	38.4	67.8	16.3	40.9	12.9	17.6	12.8
Test tweets	180	173	194	200	188	169	154	170	178

Table 3: The number of users and tweets per country in our tweet corpus.

3.6 Data Validation

To assess the quality of our new data set, we resorted to manual assessment where we labeled a random sample of 200 tweets from the tweets of each country. Though some expressions may be unique to the dialect of a particular country (e.g. إزيك (<zyk – how are you (Egyptian))), other expressions may be used in dialects in different countries (e.g. لا بأس (la bAs – no problem or good (Algerian, Moroccan, and Tunisian))). Thus, the instruction we gave to the annotators was: “Is this tweet consistent with the dialect spoken in your country?”. The labeling of the tweets from each country was done by native speakers from that country. The average accuracy across countries was 91.5%. When available for some countries, we asked a second annotator to also label the tweets. For these countries, namely Egypt, Algeria, Saudi Arabia, and Syria, the average inter-annotator agreement was 87%.

Figure 2 shows the accuracy per country for all annotators. Of the 200 tweets per country, those that were judged as correctly labeled were removed from the dataset, and we used them as our test set. In all, we had 3,303 test tweets (with 183 tweets on average for each of the 18 countries). Table 3 lists the number of test tweets per country. We are releasing the test set as a benchmark for dialect identification ⁵.

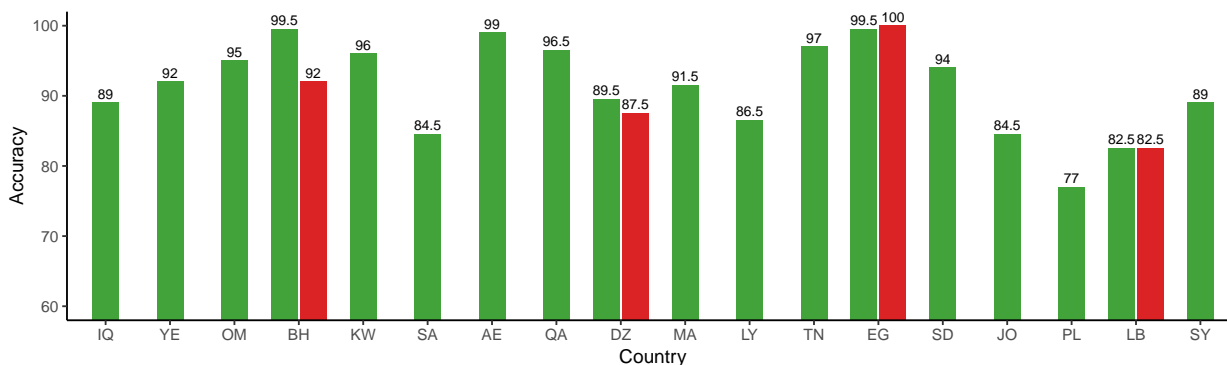


Figure 2: Annotation accuracy per country. Second annotators are colored in “Red”.

The manually rejected tweets that the annotators classified as not from their dialects were mostly cases where the users interacted with or responded to users from different countries. In such cases, users tend to code-switch or adopt the other users’ dialect. For example, a user identified as Tunisian tweeted أنا عموما بحب الظلمة اوي (Ana Emwma bHb AlZlmp Awy – I generally like darkness a lot). The annotator correctly tagged this as not Tunisian (TN), as it is clearly Egyptian (EG). In this example, the Tunisian user was conversing with a person from Egypt or the Levant. In another example, the

⁵Testsets can be downloaded from: <http://alt.qcri.org/resources/qadi/>

tweet? tweet? tweet? (hsh jAy tqwl >Hbk – just now you come to say I love you), the annotator labeled the tweet as not Yemeni (YE), mostly because of the typically Iraqi word “هسه” (hsh – just now). In this case, we found that the tweet was quoting a popular Iraqi song.

4 Corpus Statistics and Analysis

Upon constructing the dataset, we attempted to explore its characteristics. First, we extracted features that are distinctive for each dialect. To do so, we computed the so-called valence score for each word in each dialect (Conover et al., 2011). The score helps determine the distinctiveness of a given word in a specific dialect in reference to other dialects. Given $N(t, D_i)$, which is the frequency of the term t in Dialect D_i , valence is computed as follows:

$$V(t)_i = 2 \frac{\frac{N(t, D_i)}{N(D_i)}}{\sum_n \frac{N(t, D_n)}{N(D_n)}} - 1 \quad (1)$$

Where $N(D_i)$ is the total number of occurrences of all words in the dialect D_i . Figure 3 lists the words with highest valence scores per country. Though the majority of the top words were in fact dialectal words that were distinctive for each country (typically function words), there were three other prominent categories of words that were not. The first was names of locations inside these countries, which implies that geographic locations in a user’s Twitter timeline can be a strong features in identifying the country of the user. The second had words that appear in multiple dialects, which is expected given the overlap between dialects from different countries. The third category included MSA words. Though we intentionally excluded all tweets that were identified as MSA, the appearance of such words was expected given the large overlap between MSA and dialects and the frequent context switching between MSA and dialects in user tweets.

IQ	YE	OM	BH	KW	SA	AE	QA	DZ	MA	LY	TN	EG	SD	JO	PL	LB	SY
هسه	جواس	لاه	الروبيعي	القادسيه	بدك	الحينه	المهلكه	برك	ديال	هكي	برشا	زى	زوك	بزم	هادا	هيدا	الغارت
هيج	محشش	عمائل	البحرينيه	عصي	سائر	الشارجه	الخلا	تاغ	حيث	هلبا	موش	ازاي	ياخ	حافظ	عساف	هيدي	الزرق
اكو	ذخين	تزين	المخرق	الذيره	وسلامتك	شرات	دلم	راهم	دابا	قصص	بعيشك	دلوقتي	ليبو	بالاردن	ففس	هوي	اعتقلوه
صداك	البيخيني	باكر	البحرينيه	ياهلا	بجراه	يوطي	روكي	سهيله	داك	هضا	تونسي	برضه	الزول	اريد	هلقيت	كزمال	ماهدا
يكون	مايش	كداك	احين	انتر	العلواني	بالس	مهب	هادشي	ممش	التراصة	ساي	التباردة	الاردني	فيور	بغزة	خيبي	هن
اخنه	يعز	موه	اهبط	اهي	الطرافي	يوخالد	الدوحه	راكي	اخويا	الضبي	القروي	كام	الخلل	شيكال	بنتفض	ماعم	ماعرف
لعد	تيتيه	صلاله	بحريني	أللي	هالطين	جيه	معزك	سنان	بنادم	ليبي	برشة	يااعم	اسمي	اردني	ضابل	هبي	مارح
شكك	قده	صلالة	البيزن	البراك	لاهنه	الايرون	القليس	مكائش	مزبان	لعدن	شنة	اتنى	زاتو	منسف	بديش	بعديو	درعا
هدوله	للان	عماليه	تعقل	العصيدان	اعوذ بالله	عسب	ماعتدك	مليح	فحال	ششي	هاك	التبارده	تعديل	انداري	عندن	شغلتا	من
هواري	اشني	جالسه	بخير	ايكادي	لاعدمنك	عناوي	دحلان	كفزة	فاش	الحوش	زاده	نانى	هسي	أردني	ممن	بالشام	ميوش
عله	قات	اوريدو	اتحادي	حسافه	ايروجر	مبجوت	تقصي	ادا	ديالي	يش	هذاكا	برجع	غايو	بصحى	هلقد	نغه	ميوش
يبحي	عادنا	كبه	بالبحرين	إعليه	قوميز	شيم	الشوك	سختير	علي	هلبه	توة	يحصل	بيو	المعير	بن	الغايب	وراحت
جنت	الخدوده	بارض	جاهزين	كوتيه	لاعدمنك	نسب	التماشه	محزز	المغاربه	ادير	إلى	اللى	طوالي	المنسف	الذي	ماتك	سوريين
عدهم	عقبالي	هيش	اجوف	نوخداك	الحنيني	اونه	الحين	حابين	اهاب	وغوالي	تونسية	ازاي	الرزاز	شاهين	الذي	فراوس	ايت
ياه	المقشري	ذبالا	ياحسب	واليعاره	بخفلي	بوراشد	ونامه	الفرازي	داكشي	قعد	ماغي	فاكر	الركك	وهيدا	هلاله	بعلبك	بجمن
علود	اتحكك	توبه	بغوى	كراج	يامال	شوه	قظريه	جزائري	واخا	احني	توانسة	الواد	ماف	المتني	فراوس	بعلبك	بجمن
ذوله	معترين	بيسه	ليبي	هذبله	باللال	كليه	الغرافه	الفازر	وصافي	وتوا	اونى	اوى	البث	التشمي	بعلبك	بجمن	بجمن
يكونون	حلاوي	تويه	اشوي	فغز	ابك	كزيس	شاءهه	مغربي	الفاز	درنه	شنا	بالظبط	علبو	عالاردن	بجمن	بجمن	بجمن
تصحي	بازوة	بركاه	البحرينيين	لكويت	وتن	مايجاني	خنور	مليحه	غا	نيو	هاو	دلوقتي	كثيره	بعمان	نغمة	بجمن	بجمن
اخي	فداك	العمانين	بورترية	كوتيتين	كارايو	ياطويل	معازيك	هران	ايلا	ياروجي	يفلك	فطخ	التي	الرمثا	حكلي	بجمن	بجمن

Figure 3: Most frequent words for each country

Next, we computed the similarity between dialects to ascertain if similarities are consistent with reports in prior literature. To do so, we used two methods to visualize the similarity between different country-level dialects. In the first method, we constructed a list of the top 10k words with the highest valence scores across all dialects. The resulting list can be viewed as a vector of 19 valence values for each word corresponding to the valence of 18 different country-level dialects in addition to the MSA. For MSA data, we used the 3.09M MSA tweets that we used earlier to train the MSA/dialect classifier. Then given the word vectors, we projected the words onto a two dimensional space using t-distributed

Stochastic Neighbor Embedding (t-SNE) (Maaten and Hinton, 2008). Figure 4 shows the projection of the 10k words with the highest valence score. The projection illustrates that beyond the commonality and the overlap between the various dialects and MSA, we can still see islands that are unique for each dialect.

For the second visualization method, we used the previously computed valence scores for each of the top 10k words, and applied the SHC bottom-up hierarchical agglomerative clustering (Li and Huang, 2009). The algorithm treats each dialect as a singleton cluster at the outset and then successively merges (or agglomerates) clusters until all clusters have been merged into a single cluster that contains all dialects. Figure 5 shows the results of hierarchical clustering. The figure reflects the similarity and the geographical proximity of various dialects. At higher levels, dialects are grouped per region, where we can identify the major dialectal groups, namely Gulf, Maghrebi, Egyptian, and Levantine. This is aligned with geographical distribution of the dialects as well as findings of other researchers (Salameh et al., 2018).

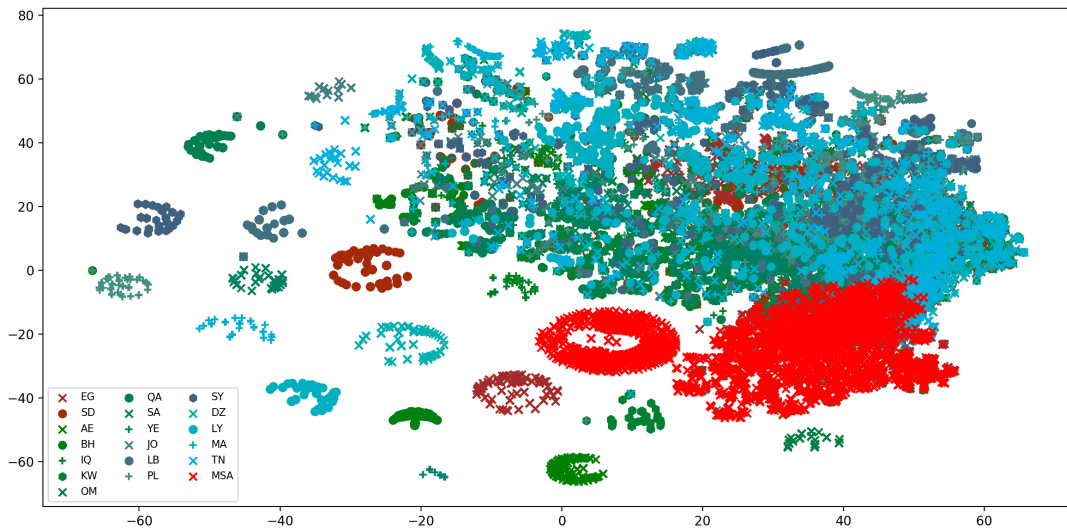


Figure 4: Arabic Dialects t-SNE projection using top 10k frequent words.

5 Experimental Setup

Given our new dataset, we conducted a battery of experiments on the dataset to build effective country-level Arabic dialect identification. We experimented with several tweet representation and classification models. For tweet representations, we used: surface features, namely words and character n-grams, static embeddings, and deep contextual embeddings, namely AraBERT and BERT_{base-multilingual} (mBERT). For classification, we used two different classifiers, namely an SVM classifier and a fine-tuned BERT model. For comparison, we conducted the same experiments on the MADAR dataset. In the following subsections, we present tweet representations and classification models.

5.1 Representations

Surface Features We used two different surface-level features, namely words and character n-grams. Specifically, we represented tweets using: i) character n-grams, where we used 3 to 7-grams; ii) word n-grams, where we used 2 to 6-grams; and iii) a combination of word and character n-grams. For our dataset and the MADAR dataset, we normalized each instance of URL, number, and user mention to URL, NUM, and MENTION respectively.

Static Embeddings We experimented with the **Mazajak** word-level skip-gram embeddings (Abu Farha and Magdy, 2019), which were trained on 250M Arabic tweets with 300-dimensional vectors.

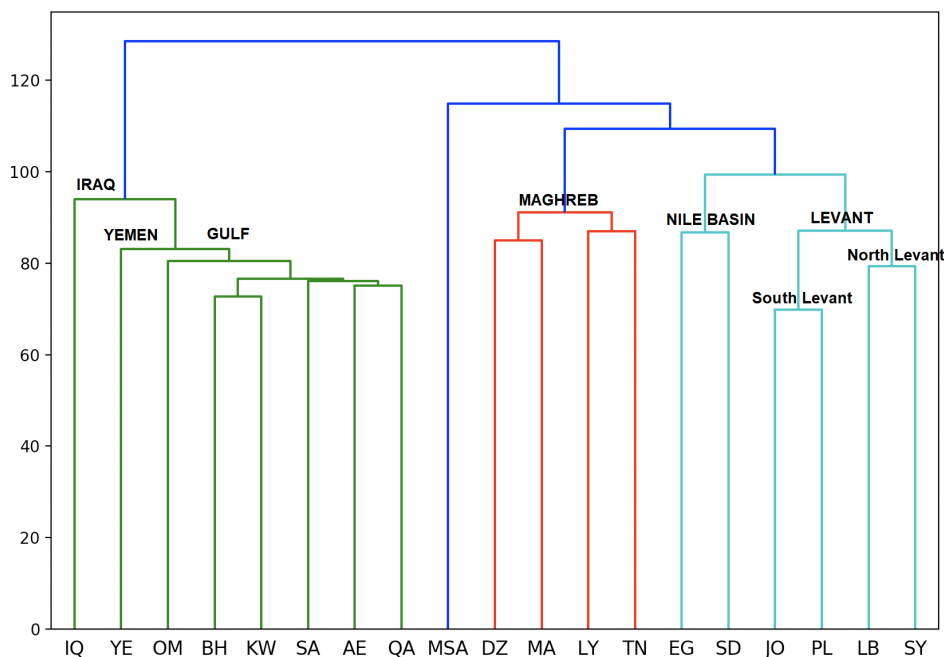


Figure 5: Clustering of Arabic Dialects using valence scores on top 10k frequent words

Deep Contextualized Embeddings We also experimented with two pre-trained contextualized embeddings with fine-tuning for down-stream tasks, namely BERT_{base-multilingual} (hereafter as simply mBERT) and AraBERT (Antoun et al., 2020). Recently, deep contextualized language models such as BERT (Bidirectional Encoder Representations from Transformers) (Devlin et al., 2019), UMLFIT (Howard and Ruder, 2018), and OpenAI GPT (Radford et al., 2018), to name but a few, have achieved groundbreaking results in many NLP classification and language understanding tasks.

Both mBERT and AraBERT are pre-trained on identical architectures, namely an encoder with 12 Transformer blocks, hidden size of 768, and 12 self-attention heads. However, they differ in one major way. While mBERT is pre-trained on Wikipedia text for 104 languages, of which Arabic Wikipedia is a small portion, AraBERT is trained on a large Arabic news corpus containing 8.5M articles composed of roughly 2.5B tokens. AraBERT has two versions, one of which uses Arabic words that were segmented using Farasa (Darwish and Mubarak, 2016) and another one that uses SentencePiece (BP). For consistency with mBERT, we used AraBERT with BP. Following Devlin et al. (2019), the classification consists of introducing a dense layer over the final hidden state h corresponding to first token of the sequence, [CLS], adding a softmax activation on the top of BERT to predict the probability of the l label:

$$p(l|h) = \text{softmax}(Wh),$$

where W is the task-specific weight matrix. During fine-tuning, all mBERT (or AraBERT) parameters together with W are optimized end-to-end to maximize the log-probability of the correct labels.

5.2 Classification Models

For classification, we used an SVM classifier and fine-tuned BERT and AraBERT. We utilized the SVM classifier when using surface features and static pre-trained Mazajak embeddings. We used the Scikit Learn libsvm implementations of the SVM classifier with linear kernel. When using contextualized embeddings, we fine-tuned BERT or AraBERT by adding a fully-connected dense layer followed by a softmax classifier, minimizing the binary cross-entropy loss function for the training data. For all experiments, we used the PyTorch⁶ implementation by HuggingFace⁷ as it provides pre-trained weights and vocabulary.

⁶<https://pytorch.org/>

⁷<https://github.com/huggingface/transformers>

5.3 Experiments and Results

As stated earlier, we ran a number of country-level dialect ID experiments on our new dataset and on MADAR dataset for comparison. The details of the training and test splits for the dataset as follows:

QADI Dataset Table 3 provides the statistics of the training and test parts of QADI dataset. Given that manual verification was done at tweet-level, all the experiments on QADI dataset were done at tweet level. In all, the dataset contains 540k training tweets and 3,303 test tweets.

MADAR Dataset The MADAR task 2 dataset was designed for user-level classification, where each user is assigned a country label. The dataset is split into training, development, and test splits that contain 2,180, 300, and 500 users respectively. The dataset contains approximately 100 sample tweets for every users. For our experiments, we merged the training and development splits. Since we were performing tweet-level classification, we assigned the user label to all the tweets of the user, and proceeded to perform tweet-level training and testing. We normalized the tweets in the same manner applied on the QADI dataset, where we segmented hashtags and normalized user mentions and URLs to USER and URL respectively.

5.3.1 Results

Table 4 reports on the results of training and testing using the QADI and the MADAR datasets. As the QADI results show, using contextual embeddings yielded the best results with AraBERT results edging mBERT results. Using an SVM classifier that is trained using a combination of character and word n-grams (CW26) was slightly lower than using contextual embeddings. However, this setup is computationally more efficient than using contextual embeddings. While using Mazajak embeddings led to significantly lower results. Further, when inspecting the best classification results (AraBERT), we noted that the length of the tweets impacted the classification results. The longer a tweet, the more accurate the prediction was. Figure 6 shows the accuracy of the classifier for various tweet lengths. This is expected given that longer tweets potentially contain more clues for the classifier.

Training using the MADAR led to significantly lower results compared to training using QADI. This likely stems from a mismatch between the problem at hand (tweet-level dialect ID) and the purpose for which MADAR was constructed (user-level dialect/country ID). Further, belonging to a country does not guarantee that a user will always tweet in the dialect of that country. Often users from different countries use MSA (or even other languages). We speculate that many of the tweets in the MADAR data are actually MSA, because the tweets were collected without taking into account whether they were actually dialectal or not. To test this hypothesis, we used our aforementioned MSA/dialectal classifier. When we classified the MADAR tweets, the classifier tagged 29% of the tweets as dialectal and rest (71%) as MSA – confirming our hypothesis. Since the vast majority of the tweets were MSA, training on the MADAR dataset led to significantly lower tweet-level dialect classification results. Since QADI filters out MSA tweets, it doesn't have the same issue.

Classifier	Training Set	
	QADI	MADAR
MultiLangBERT	58.9	25.3
AraBERT	60.6	29.0
Mazajak	39.8	24.6
SVM(CW26)	57.2	24.0
SVM(C37)	48.1	21.2

Table 4: Classification results for MADAR and QADI testsets using the various models

5.3.2 Error Analysis

We inspected tweets from QADI testset that were misclassified by AraBERT, as this setup yielded the best results. Generally, the most prominent reason for incorrect classification could be attributed to the

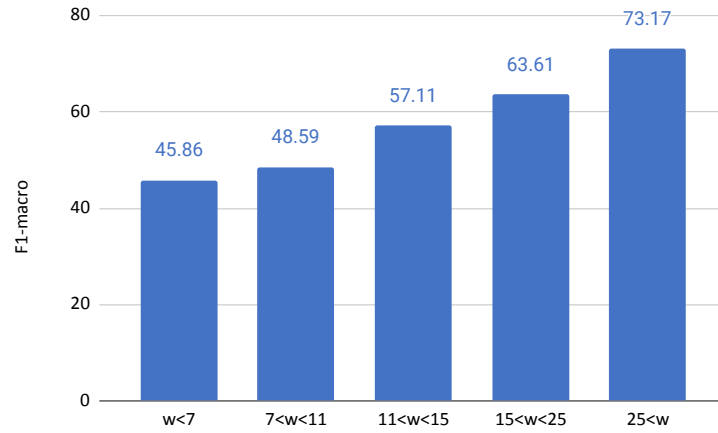


Figure 6: Macro-averaged F1-score prediction accuracy per tweet length for AraBERT classifier.

	IQ	YE	OM	BH	KW	SA	AE	QA	DZ	MA	LY	TN	EG	SD	JO	PL	LB	SY
IQ	116	1	6	6	11	8	6	4	3	0	3	0	1	1	6	5	0	1
YE	6	59	13	8	13	18	7	13	3	0	12	0	12	4	4	11	5	5
OM	1	3	107	12	4	13	8	4	2	0	2	0	1	2	3	3	3	1
BH	1	3	7	82	31	13	12	17	0	1	3	0	2	1	3	5	2	1
KW	3	1	4	14	121	12	7	10	1	1	4	1	4	0	3	2	2	0
SA	0	3	8	8	17	125	8	17	0	1	2	0	1	0	5	3	0	1
AE	2	3	16	10	17	13	90	16	1	0	7	0	3	2	4	2	3	3
QA	1	4	7	11	18	13	14	116	0	1	1	1	2	0	2	4	2	1
DZ	2	1	2	1	4	5	2	3	103	8	17	8	3	0	3	3	4	1
MA	0	0	0	2	3	3	1	0	19	124	8	1	7	1	1	4	3	1
LY	2	2	2	3	2	1	0	5	1	1	132	0	9	1	0	5	1	2
TN	0	1	3	1	2	2	0	2	10	2	16	98	7	0	3	5	2	0
EG	1	1	2	0	2	1	0	0	1	0	5	0	178	1	1	6	1	0
SD	3	1	5	0	4	2	2	5	2	2	5	0	19	129	0	5	2	2
JO	2	0	9	4	11	6	2	8	1	0	2	0	5	1	70	45	9	5
PL	0	2	3	3	3	4	2	0	2	0	2	0	8	1	25	103	10	5
LB	2	0	1	2	3	0	1	1	1	0	2	1	1	0	7	8	152	12
SY	1	1	3	2	1	5	3	4	2	0	3	0	4	1	19	19	33	93

Figure 7: Confusion matrix for the test dataset. The bulk of the mis-classification happens within the regions (marked with thick border). Outliers are marked in red font color where the classification is beyond the region.

fluidity of geolinguistic distinctions between Arabic dialects. To some degree, geographical proximity is contingent with dialectal closeness, making it difficult for the system to distinguish between the dialects at hand. Note that these dialects share a plethora of linguistic features to warrant their subsumability under the same dialect. As shown in Figure 7, the dialects from the Gulf region (OM, BH, KW, SA, AE, and QA) depict the largest confusion as they get mixed up among themselves. For example, the tweet, *...دخلت البرنامج سويت حساب والرقم ما يدخل وكلمتكم كم مره شوفو لي حل* (I did enter the program and created an account and the number does not enter, I called you many times, find me a solution), could be plausibly attributed to SA, QA, BH, and AE. Similarly, the second largest confusion

is among dialects from the Levant region (JO, PL, LB, and SY), where we find a considerable amount of the mix-up between LB and SY. The tweet, *لما الانسان بفكر حالو الوحيد يلي يفهم . . تأكد ان حمار* (When the human thinks himself the only one who understands ...), can be equally valid for both dialects. Similar to the results observed for both the Gulf and Levant regions, the Maghrebi dialects (MA, DZ, LY, TN) exhibit a similar pattern. MA and DZ account for a considerable mix-up. For instance, the tweet *الله يبارك فيك خويياا* (God bless you, brother!!), could be used in both dialects. As for the Nile Basin dialects, Egyptian (EG) and Sudanese (SD) could also be confused with one another. The tweet, *التويته دي معدلة ا فوتوشوب* (This tweet is modified in Photo-shop), is equally valid in both dialects. This is normal since the SD is particularly similar to central and southern Sa'idi Egyptian Arabic.⁸ Interestingly, we found that about 2% of the misclassified tweets were outliers-classified outside of their region, highlighted in red in Figure 7. The main reasons for incorrect classification, beyond the region, is due to the fact that many of them contain quotes from popular songs, poems or in few cases they have MSA words. As this YE tweet, *وانت عارف مكانتك ومتأكد منها من غير مايعيشك شعور مرات إنت العمر ومرات ما أعرفك ...* (And you know your status, and you are certain about it without making you feel...), misclassified as LY. This tweet despite being manually labelled as YE, it could fit in other countries.

6 Conclusion

In this paper, we presented a method for building country-level dialectal tweet corpus. The construction of the corpus relied on a cascade of filters, where user accounts were filtered on keywords that were indicative of country, and tweets were filtered to remove MSA and vulgar tweets. We used our method to build a large corpus containing 540k tweets from 2,525 Twitter accounts that cover 18 Arab countries. Based on a manual inspection of a random sample tweets from the corpus, the estimated accuracy of country-level dialectal tags was 91.5%. We also showed that the resultant corpus can be effective in training a country-level dialect classifier for tweets that achieves a macro-averaged F1-score of 60.6% across 18 different classes. We compared to training on a publicly available dataset, namely the MADAR dataset, and the MADAR results were significantly lower.

Based on our error analysis, we discovered that a large source of errors was due to the naturally occurring overlap between dialects from neighboring countries and to code switching between different dialects. Code switching happens when users adopt another dialect when they communicate with users from other countries, or when they use more than one dialect in the same tweet. While overlap between dialects is potentially an intractable problem, detecting code switching between dialects is a future direction that can further help filter training data and identify tweets that may include multiple dialects simultaneously. For future work, we plan to investigate code switching. We also plan to examine the efficacy of extending our dialectal dataset to performing user-level geotagging classification. Though identifying a user's country may depend on multiple signals, accurate dialect identification is likely a strong signal that can aid classification.

References

- Muhammad Abdul-Mageed, Hassan Alhuzali, and Mohamed Elaraby. 2018. You tweet what you speak: A city-level dataset of Arabic dialects. In *Proceedings of the Language Resources and Evaluation Conference (LREC)*, Miyazaki, Japan.
- Ibrahim Abu Farha and Walid Magdy. 2019. Mazajak: An online Arabic sentiment analyser. In *Proceedings of the Fourth Arabic Natural Language Processing Workshop*, pages 192–198, Florence, Italy, August. Association for Computational Linguistics.
- Areej Alshutayri and Erik Atwell. 2017. Exploring twitter as a source of an arabic dialect corpus. *International Journal of Computational Linguistics (IJCL)*, 8(2):37–44, June. This is an open access article under the terms of the Creative Commons Attribution License (CC-BY).

⁸https://en.wikipedia.org/wiki/Egyptian_Arabic

- Wissam Antoun, Fady Baly, and Hazem Hajj. 2020. Arabert: Transformer-based model for arabic language understanding. In Proceedings of The 4th Workshop on Open-Source Arabic Corpora and Processing Tools, pages 9–15.
- Piyush Bansal, Romil Bansal, and Vasudeva Varma. 2015. Towards deep semantic analysis of hashtags. In European conference on information retrieval, pages 453–464. Springer.
- Houda Bouamor, Nizar Habash, Mohammad Salameh, Wajdi Zaghouni, Owen Rambow, Dana Abdulrahim, Os-sama Obeid, Salam Khalifa, Fadhil Eryani, Alexander Erdmann, and Kemal Oflazer. 2018. The MADAR Arabic Dialect Corpus and Lexicon. In Proceedings of the Language Resources and Evaluation Conference (LREC), Miyazaki, Japan.
- Houda Bouamor, Sabit Hassan, and Nizar Habash. 2019. The MADAR shared task on Arabic fine-grained dialect identification. In Proceedings of the Fourth Arabic Natural Language Processing Workshop, pages 199–207, Florence, Italy, August. Association for Computational Linguistics.
- Michael Conover, Jacob Ratkiewicz, Matthew R Francisco, Bruno Gonçalves, Filippo Menczer, and Alessandro Flammini. 2011. Political polarization on twitter. ICWSM, 133:89–96.
- Kareem Darwish and Hamdy Mubarak. 2016. Farasa: A new fast and accurate arabic word segmenter. In Proceedings of the Tenth International Conference on Language Resources and Evaluation (LREC'16), pages 1070–1074.
- Kareem Darwish, Hassan Sajjad, and Hamdy Mubarak. 2014. Verifiably Effective Arabic Dialect Identification. In Proceedings of the Conference on Empirical Methods in Natural Language Processing (EMNLP), Doha, Qatar.
- Kareem Darwish, Mohammed Attia, Hamdy Mubarak, Younes Samih, Ahmed Abdelali, Lluís Màrquez, Mohamed Eldesouki, and Laura Kallmeyer. 2020. Effective multi dialectal arabic pos tagging. Natural Language Engineering, 1(1):18.
- Thierry Declerck and Piroska Lendvai. 2015. Processing and normalizing hashtags. In Proceedings of the International Conference Recent Advances in Natural Language Processing, pages 104–109.
- Jacob Devlin, Ming-Wei Chang, Kenton Lee, and Kristina Toutanova. 2019. BERT: Pre-training of deep bidirectional transformers for language understanding. In Proceedings of the 2019 Conference of the North American Chapter of the Association for Computational Linguistics: Human Language Technologies, Volume 1 (Long and Short Papers), pages 4171–4186, Minneapolis, Minnesota, June. Association for Computational Linguistics.
- Mona T Diab, Mohamed Al-Badrashiny, Maryam Aminian, Mohammed Attia, Heba Elfardy, Nizar Habash, Abdelati Hawwari, Wael Salloum, Pradeep Dasigi, and Ramy Eskander. 2014. Tharwa: A Large Scale Dialectal Arabic-Standard Arabic-English Lexicon. In Proceedings of the Language Resources and Evaluation Conference (LREC), pages 3782–3789, Reykjavik, Iceland.
- Mahmoud El-Haj, Paul Rayson, and Mariam Aboezz. 2018. Arabic dialect identification in the context of bivalency and code-switching. In Proceedings of the Eleventh International Conference on Language Resources and Evaluation (LREC 2018), Miyazaki, Japan, May. European Language Resources Association (ELRA).
- Heba Elfardy and Mona Diab. 2013. Sentence Level Dialect Identification in Arabic. In Proceedings of the Conference of the Association for Computational Linguistics (ACL), Sofia, Bulgaria.
- Jeremy Howard and Sebastian Ruder. 2018. Universal language model fine-tuning for text classification. In Proceedings of the 56th Annual Meeting of the Association for Computational Linguistics (Volume 1: Long Papers), Melbourne, Australia, July. Association for Computational Linguistics.
- Radu Tudor Ionescu and Marius Popescu. 2016. UnibucKernel: An approach for Arabic dialect identification based on multiple string kernels. In Proceedings of the Third Workshop on NLP for Similar Languages, Varieties and Dialects (VarDial3), pages 135–144, Osaka, Japan, December. The COLING 2016 Organizing Committee.
- Armand Joulin, Edouard Grave, Piotr Bojanowski, and Tomas Mikolov. 2016. Bag of tricks for efficient text classification. arXiv preprint arXiv:1607.01759.
- X. Li and J. Huang. 2009. Shc: A spectral algorithm for hierarchical clustering. In 2009 International Conference on Multimedia Information Networking and Security, volume 2, pages 197–200.
- Laurens van der Maaten and Geoffrey Hinton. 2008. Visualizing data using t-sne. Journal of machine learning research, 9(Nov):2579–2605.
- Shervin Malmasi, Marcos Zampieri, Nikola Ljubešić, Preslav Nakov, Ahmed Ali, and Jörg Tiedemann. 2016. Discriminating between similar languages and Arabic dialect identification: A report on the third DSL shared task. In Proceedings of the Third Workshop on NLP for Similar Languages, Varieties and Dialects (VarDial3), pages 1–14, Osaka, Japan, December. The COLING 2016 Organizing Committee.
- Hamdy Mubarak and Kareem Darwish. 2014. Using twitter to collect a multi-dialectal corpus of arabic. In Proceedings of the EMNLP 2014 Workshop on Arabic Natural Language Processing (ANLP), pages 1–7.

- Hamdy Mubarak, Kareem Darwish, and Walid Magdy. 2017. Abusive language detection on arabic social media. In Proceedings of the First Workshop on Abusive Language Online, pages 52–56.
- Damian Radcliffe and Payton Bruni. 2019. State of Social Media Middle East: 2018. University of Oregon Libraries.
- Alec Radford, Karthik Narasimhan, Tim Salimans, and Ilya Sutskever. 2018. Improving language understanding by generative pre-training. URL https://s3-us-west-2.amazonaws.com/openai-assets/researchcovers/languageunsupervised/language_understanding_paper.pdf.
- Fatiha Sadat, Farnazeh Kazemi, and Atefeh Farzindar. 2014. Automatic Identification of Arabic Dialects in Social Media. In Proceedings of the Workshop on Natural Language Processing for Social Media (SocialNLP), pages 22–27, Dublin, Ireland.
- Mohammad Salameh, Houda Bouamor, and Nizar Habash. 2018. Fine-grained arabic dialect identification. In Proceedings of the 27th International Conference on Computational Linguistics, Santa Fe, New Mexico, USA.
- Younes Samih, Mohamed Eldesouki, Mohammed Attia, Kareem Darwish, Ahmed Abdelali, Hamdy Mubarak, and Laura Kallmeyer. 2017. Learning from relatives: Unified dialectal Arabic segmentation. In Proceedings of the 21st Conference on Computational Natural Language Learning (CoNLL 2017), pages 432–441, Vancouver, Canada, August. Association for Computational Linguistics.
- Wajdi Zaghrouani and Anis Charfi. 2018. Arap-tweet: A large multi-dialect twitter corpus for gender, age and language variety identification. CoRR, abs/1808.07674.
- Omar F Zaidan and Chris Callison-Burch. 2011. The Arabic Online Commentary Dataset: an Annotated Dataset of Informal Arabic With High Dialectal Content. In Proceedings of the Conference of the Association for Computational Linguistics (ACL), pages 37–41.
- Omar F Zaidan and Chris Callison-Burch. 2014. Arabic dialect identification. Computational Linguistics, 40(1):171–202.
- Chiyu Zhang and Muhammad Abdul-Mageed. 2019. No army, no navy: Bert semi-supervised learning of arabic dialects. pages 279–284, 01.