

3D Face Anti-spoofing with Factorized Bilinear Coding

Shan Jia, Xin Li, *Fellow, IEEE*, Chuanbo Hu, Guodong Guo, *Senior member, IEEE*, and Zhengquan Xu

Abstract—We have witnessed rapid advances in both face presentation attack models and presentation attack detection (PAD) in recent years. When compared with widely studied 2D face presentation attacks, 3D face spoofing attacks are more challenging because face recognition systems (FRS) are more easily confused by the 3D characteristics of materials similar to real faces. In this work, we tackle the problem of detecting these realistic 3D face presentation attacks, and propose a novel anti-spoofing method from the perspective of fine-grained classification. Our method, based on factorized bilinear coding of multiple color channels (namely MC_FBC), targets at learning subtle visual differences between real and fake images. By extracting discriminative and fusing complementary information from RGB and YCbCr spaces, we have developed a principled solution to 3D face spoofing detection. A large-scale wax figure face database (WFFD) with both still and moving wax faces has also been collected as super-realistic attacks to facilitate the study of 3D face PAD. Extensive experimental results show that our proposed method achieves the state-of-the-art performance on both our own WFFD and other face spoofing databases under various intra-database and inter-database testing scenarios.

Index Terms—Wax figure face, presentation attack detection, face recognition, biometrics spoofing, anti-spoofing.

I. INTRODUCTION

FACE has been one of the most widely-used biometric modalities due to its accuracy and convenience for personal verification and identification. However, the increasing popularity and easy accessibility of face modalities make face recognition systems (FRS) a major target of spoofing such as presentation attacks [1]. This class of security threats can be easily implemented by presenting the FRS a face artifact, which is also known as presentation attack instrument (PAI) [2]. A recent breach of biometrics database (BioStar) leads to the compromise of as many as 28 million records containing facial and fingerprint data, which can be exploited by malicious hackers as PAIs.

Based on the way of generating face artifacts, face presentation attacks can be classified into 2D (e.g., printed/digital photographs or recorded videos on mobile devices such as a tablet) and 3D (e.g., by wearing a mask or presenting a synthetic model). Existing research on FRS has paid more attention to 2D face PAI due to its simplicity, efficiency, and low cost. However, as material science and 3D printing




Fig. 1. Examples of 3D presentation attack cases. (a) Airport security system fooled by silicon mask¹, (b) Android phones fooled by a 3D-printed head², (c) iPhone X face ID unlocked by a 3D mask³.

technology advance, creating face-like 3D structures or materials has become easier and more affordable. When compared against 2D attacks, 3D face presentation attacks are more realistic and therefore more difficult to be detected. The class of 3D face presentation attacks includes wearing wearable facial masks [3], building 3D facial models [4], through facial make-up [5], and using plastic surgery. Fig. 1 shows several examples of 3D presentation attacks, which have successfully fooled some widely used FRS in practice.

The vulnerability of current face recognition systems to realistic face presentation attacks has facilitated a series of studies on 3D face presentation attack detection (PAD) [6]. Existing methods tried to explore the difference between the real face skin and 3D fake face materials based on the reflectance properties using multispectral imaging [7], [8], texture analysis [9], [10], deep features [11], [12], or liveness cues [13], [14]. They have achieved promising detection performance on several existing 3D face spoofing databases [3], [15], [16], [17]. However, since facial masks are often made of paper, latex or silicone materials, these 3D face spoofing databases have the limitations of small database size (mostly less than 30 subjects), poor authenticity (some based on 2D planar or using non-customized masks [16], [18]), and low diversity in subject and recording process, which might impede the development of effective and practical PAD schemes. Several studies [6], [19], [20], [21] have shown that a variety of 3D PAD methods suffer from performance degradation on databases with more diverse and realistic 3D face spoofing attacks.

In this work, we aim at detecting realistic 3D face spoofing

S. Jia and Z. Xu are with the State Key Laboratory of Information Engineering in Surveying Mapping and Remote Sensing, Wuhan University, Wuhan 430079, China (e-mail: jias@whu.edu.cn; xuzq@whu.edu.cn).

X. Li, G. Guo, and C. Hu are with the Lane Department of Computer Science and Electrical Engineering, West Virginia University, Morgantown, WV 26506, USA (e-mail: {xin.li, chuanbo.hu, guodong.guo}@mail.wvu.edu)

Corresponding author: Xin Li.

¹Picture is downloaded from <https://chameleonassociates.com/security-breach/>.

²Picture is downloaded from <http://www.floridaforensicscience.com/broke-bunch-android-phones-3d-printed-head/>.

³Picture is downloaded from <https://boingboing.net/2010/11/05/young-asian-refugee.html>.



Fig. 2. Photos with wax figure faces for fraud. In 2012, six suspects snapped about 600,000 people out of nearly US\$475 million under a pyramid sales scam using photos taken with the wax figures at Hong Kongs Madam Tussauds Museum, (a) with the wax figure of chief executive Donald Tsang Yam-Kuen, (b) with the wax figure of business tycoon Li Ka-Shing.

attacks which often pose greater threats to existing FRS (even with face anti-spoofing modules) than their 2D counterparts. Based on the fact that wax figure faces have already been used for identity personation and fraud in the real world (as shown in Fig. 2), we first collect a large number of wax figure images as super-realistic 3D face spoofing attacks by expanding upon our preliminary work [22]. Inspired by the latest advances in intelligent wax figures, we also generate moving wax figure videos based on two classes of image manipulation tools including *Deepfake*⁴ and 3D Face Reconstruction [23]. Furthermore, we propose to treat realistic face spoofing detection as a special class of fine-grained image classification problems which focus on differentiating between hard-to-distinguish object classes. Then we introduce a new bilinear coding based method with state-of-the-art performance of combining features for fine-grained classification, which generates discriminative representations for 3D face anti-spoofing. The main contributions of this work are summarized below.

- We expand the wax figure faces in [22] in terms of quantity and quality. A large-scale wax figure face database (WFFD) with 2300 pairs of images from 745 subjects (totally 4600 faces) is constructed as super-realistic 3D face presentation attack. Based on this new dataset, we have developed more challenging spoofing attacks with moving wax figure faces (200 videos).
- A new 3D face anti-spoofing method, named MC_FBC, is proposed based on factorized bilinear coding from multi-color channels. This is the first work addressing the problem of detecting realistic face PAD in a fine-grained manner and use bilinear coding to improve the discriminative power of feature representations.
- We have conducted extensive experiments on the proposed WFFD and several publicly available databases. Our findings show that the proposed method outperforms several state-of-the-art methods under both intra- and inter-database testing scenarios.

II. RELATED WORK

A. 3D Face PAD methods

Detection of 3D fake faces is often more challenging than detecting fake faces with 2D planar surfaces. Existing PAD

methods for 3D face presentation attacks, mainly based on the difference between real face skin and mask material, can be broadly classified into five categories- namely, reflectance-based, texture-based, shape-based, liveness-based, and deep features-based.

Earlier studies [24], [25], [26] in 3D mask spoofing detection were based on the reflectance difference of facial skins and mask materials. For example, the distribution of albedo values for illumination of various wavelengths was first analyzed in [24] to find how different facial skins and mask materials (silicon, latex, and skinjell) behave in terms of reflectance. Texture-based methods explore the texture pattern difference of real faces and masks with the help of texture feature descriptors, such as the widely used Local Binary Patterns (LBP) [3], [27], Binarized Statistical Image Features (BSIF) [28], and Haralick features [9]. These methods are easy to implement, but their robustness to different mask spoofing attacks calls for further investigations.

Shape-based 3D mask PAD methods use shape descriptors [29], [30], [31] or 3D reconstruction [10] to extract discriminative features from faces and 3D masks. Different from reflectance-based or texture-based detection methods, these schemes only require standard color images without the need of special sensors. However, their detection performances rely on the qualities of 3D mask attacks, and may not be robust to super-realistic 3D face presentation attacks. More recently, some methods explore liveness cues to detect 3D face presentation attacks, such as thermal signatures [32], gaze information [33], [34], and pulse or heartbeat signals [19], [35], [36], [37]. Based on intrinsic liveness signals, these methods achieve outstanding performance on distinguishing real faces from masks.

Instead of extracting hand-crafted features, deep feature based methods automatically extract features from face images. Two deep representation approaches were investigated in [38] for detecting spoofing in different biometric modalities. Image quality cues (Shearlet) and motion cues (dense optical flow) were fused in [39] using a hierarchical neural network for mask spoofing detection, which achieved a Half Total Error Rate (HTER) of 0% on the 3DMAD database. A network based on transfer learning using a pre-trained VGG-16 model architecture is presented in [40] to recognize photo, video and 3D mask attacks. Based on the observation with the importance of dynamic facial texture information, a deep convolutional neural network based approach was developed in [20]. Both intra-dataset and cross-dataset evaluation on 3DMAD and their supplementary dataset indicated the efficiency and robustness of the proposed method.

B. 3D Face Spoofing Databases

Existing 3D face spoofing databases create attacks mainly based on wearable 3D face masks that are made of material with face characteristics similar to real faces. 3DMAD [3] is the first publicly available 3D mask database. It used the services of ThatsMyFace⁵ to manufacture 17 masks of users, and recorded 255 video sequences with an RGB-D

⁴Deepfakes: [github.https://github.com/deepfakes/faceswap](https://github.com/deepfakes/faceswap).

⁵<http://thatsmyface.com/>




Fig. 3. 3D mask spoofing examples in existing databases. (a) 3DMAD, (b) 3DFS-DB, (c) HKBU-MARs, (d) SMAD, (e) WMCA.

camera of Microsoft Kinect device for both real access and presentation attacks. With the development of 3D modeling and printing technologies, more mask databases have been created since 2016. 3DFS-DB [41] is a self-manufactured and gender-balanced 3D face spoofing database, in which 26 printed models were made using two 3D printers. HKBU-MARs [15], [19] is another 3D mask spoofing database with more variations. It generated customized masks from two companies (ThatsMyFace and REAL-F⁶), and created videos from 12 subjects. To include more subjects, SMAD database [16] has collected videos of people wearing silicone masks from online resources. It contains 65 genuine videos of people auditioning, interviewing, or hosting shows, and 65 imposter videos of people wearing a complete 3D (but not customized) mask which fits well with proper holes for the eyes and mouth.

For effective detection, more 3D face spoofing databases provide multi-modality spoofing samples under special lighting conditions. The BRSU Skin/Face/Spoof Database [26] provides multispectral SWIR (Short Wave Infrared) and RGB color images for various types of masks and facial disguises. The MLFP database [18] is another multispectral database using latex and paper masks. It contains 1350 videos of 10 subjects in visible, near infrared (NIR), and thermal spectrums. The ERPA database [32] provides RGB and NIR images of both bona fide and 3D mask attack presentations captured using special cameras. This is a small dataset with only 5 subjects involved. Both rigid resin-coated masks and flexible silicone masks are considered. Similarly, the recently released WMCA database [17] used multiple capturing devices/channels, including color, depth, thermal and infrared. It contains 1679 videos with 347 bona fide and 1332 attacks from 72 subjects; among them, 709 3D face spoofing attack videos include fake head, rigid mask, flexible silicone masks, and paper masks. The 3DMA [42] also collects 920 videos captured in both visual and NIR modalities from 67 subjects.

These databases have played a significant role in designing multiple detection schemes against 3D face presentation attacks. However, the following issues have remained to be addressed: (1) only a small number of 3D spoofing samples are collected due to the difficulty and expense of mask production; (2) most of the 3D face spoofing attacks are in low qualities (e.g., using noncustomized masks [16], [18] or 2D cut-out

paper masks [18], [43]. Although soft/flexible masks are closer to real faces, they are still easy to be recognized by humans [3], [15], [17], [41] (as shown in Fig. 3); (3) they contain less variations to simulate the real world scenarios in terms of recording cameras, lighting settings, subject pose/age, and facial expression/resolution. To address these limitations, we first introduced wax figure faces as super-realistic 3D face spoofing attacks in [22] (with 4400 faces). After that, Vareto et al. [44] collected a wax figure database named SWAX with 1800 faces and 110 videos from 55 people/waxworks.

III. WAX FIGURE FACE DATABASE

In this section, we introduce a super-realistic Wax Figure Face Database (WFFD) to address the weaknesses in existing 3D face spoofing databases. Considering the high difficulty and expense in generating a large number of 3D wax figure faces, we take advantage of the popularity and publicity of numerous celebrity wax figure museums in the world, and collect as many wax figure images as possible from online resources to construct such a database with a large size and diversity. These wax figure faces are all carefully designed and made in clay with wax layers, silicone or resin materials, so that they are super-realistic and similar to real faces. In physical domain, the attacker may fool the FRS using just the life-size wax heads, which can be obtained with relatively low cost (about 200 dollars) from online shopping websites (such as eBay US and Taobao China). Inspired by the recent development of high-tech wax figure technologies in making *intelligent* wax figures, we have also generated moving wax figure videos with the help of latest image manipulation technologies.

A. Wax figure face database with still images

Our previous work [22] has been greatly expanded in order to qualify wax figure faces as super-realistic 3D face spoofing attacks. We have thoroughly cleaned the dataset and removed images with tiny faces or low qualities due to lossy compression, and then added 100 new pairs of images from 75 subjects to the new database. Finally, a total of 2300 pairs of images (4600 faces with both real and wax figure faces) of 745 subjects are collected (refer to [22]). We have followed the three protocols designed in [22], including Protocol I with wax figure faces and real faces grouped from different devices and environmental conditions (e.g., Fig. 4(a)), Protocol II with wax figure and real faces recorded in the same environment with the same camera (e.g., Fig. 4(b)), and Protocol III combining the previous two protocols to simulate real-world operational scenarios. Table I provides the details about the statistics of images in each protocol.

The statistical information about subject gender, age, ethnicity (detected by Face++⁷), and face resolution (cropped by the dlib face detector [45]) in the WFFD is shown in Fig. 5. It can be seen that images in the WFFD are relatively gender balanced - with about 60% of male and 40% of female in both protocols. The ethnicity distribution in Fig. 5(b) contains a majority of White subjects (around 60%), followed by about

⁶http://real-f.jp/en_the-realface.html

⁷<https://www.faceplusplus.com/face-compare-sdk/>



Fig. 4. Examples in the WFFD database. (a) in Protocol I, (b) in Protocol II. Note that one subject may have several wax figures in each protocol.

TABLE I
DETAILS OF EACH PROTOCOL IN THE WFFD

Protocol	#Image				#Face	#Subject
	Train	Valid	Test	Total		
Protocol I	600	200	200	1000	2000	462
Protocol II	780	260	260	1300	2600	409
Protocol III	1380	460	460	2300	4600	745

Note that the train, validation, and test subsets are non-overlapped.

20% Asians and 10% Blacks, and a small percentage of Indians (no more than 2%). We can also see a wide distribution of ages in Fig. 5(c). The two protocols have similar distribution patterns in terms of age, with half subjects being between 30 and 50 years old. Although the dimensions of most face regions are between 100×100 and 500×500 , there is a big difference in the distribution between the first two protocols. Matched and grouped manually, the dimensions of face regions in Protocol I are generally larger than those in Protocol II. Additionally, images in Protocol I are more diversified in terms of subject pose, facial expression, recording environment and devices than those in Protocol II.

B. Moving wax figures via image manipulation tools

Inspired by the new-generation animatronic models [46] based wax figures which can move and interact with visitors (like the one unveiled by Madame Tussaud in Shanghai in 2018), we have further generated live animations from wax figures in WFFD to help make them look a lot more realistic. Different from direct recording videos of wax figures in [44], where wax figure faces are still static, we propose to simulate more intelligent wax figures that can even shake the head, blink, or move the mouth. There are two ways of making wax figures ‘alive’.

1) Deepfake-based. DeepFake is an artificial intelligence (AI)-based video manipulation method [47], which involves replacing the face of one person in the source video with another person’s face. We propose to take advantage of this highly realistic manipulation tool to simulate moving wax figure face videos by replacing real faces in videos with the wax figure faces in WFFD. The complete process of Deepfake-based moving wax figure face generation is shown in Fig. 6.

2) 3D reconstruction-based. Different from video manipulation techniques like Deepfakes, 3D face reconstruction methods can be used to generate realistic and multi-pose wax

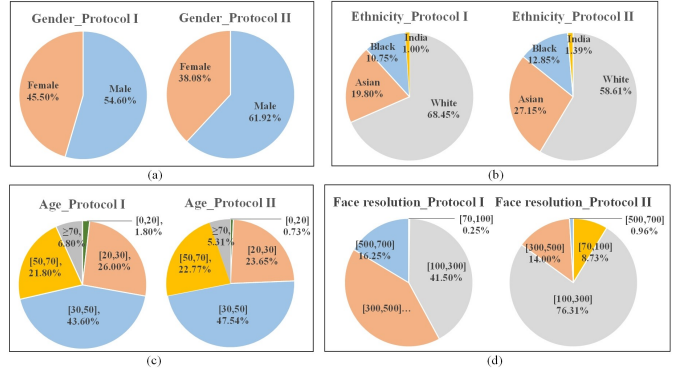


Fig. 5. Statistical distribution of the WFFD. (a) Gender, (b) ethnicity, (c) age, (d) face resolution.




Fig. 6. Block diagram of Deepfake-based moving wax figure face generation.

figure faces by recovering 3D facial geometry from 2D images based on depth estimation. Working with just a single 2D facial image, the 3D face reconstruction method via direct volumetric CNN regression [23] has achieved good reconstruction quality. Using this method, we have generated several high quality animations from 2D faces in the WFFD following the process shown in Fig. 7.

We have generated a total of 75 videos based on Deepfake technology and 125 videos based on 3D face reconstruction from still images in the WFFD. Note that we do not mean to use these generated videos as direct face presentation attacks (as replayed video attacks do), we aim at simulating the intelligent moving wax figure faces which is in a small number now but will be the future trend and more challenging to be distinguished from real faces. We have also collected 110 real face videos (the control group) to compose the final wax figure face video database, named WFFD-V. All real and fake videos are between 60 and 400 frames in length. More details of the WFFD-V with 310 gender-balanced videos are included into Table II. They are randomly partitioned into non-overlapped training, validation, and testing subsets (with 150, 80, and 80 videos, respectively) for performance evaluation.

IV. 3D FACE ANTI-SPOOFING BASED ON FACTORIZED BILINEAR CODING

With materials and shapes highly similar to real faces, 3D face spoofing attacks may lead to performance degradation of existing face PAD methods. To detect realistic 3D spoofing attacks, we propose to explore their subtle differences from

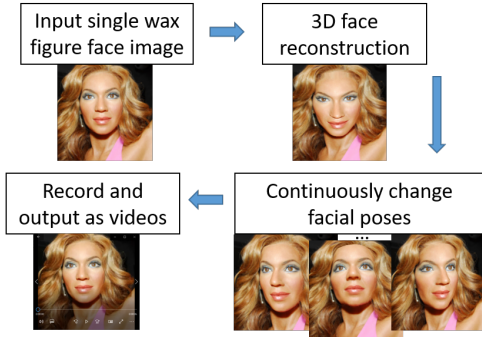


Fig. 7. Block diagram of 3D construction based moving wax figure face generation.

TABLE II
DETAILS OF VIDEOS IN THE WFFD-V.

Video	#Subject			#Video			#Frame
	F	M	Total	F	M	Total	
Deepfakes	15	18	33	34	41	75	7403
3D Re-construction	40	65	105	52	73	125	20466
Real	41	59	100	44	60	110	22370

F denotes Female, and M denotes Male.

real faces based on generating discriminative features in a fine-grained manner. Bilinear pooling [48], originally proposed for visual recognition, is leveraged to face anti-spoofing due to its superiority in exploiting higher-order information among complementary features. In this section, we will first construct complementary features in color spaces and then present a method of factorized bilinear coding combining features extracted in different color spaces.

A. Multiple color spaces

Color spaces play an important role in image processing and computer vision applications. RGB is the most widely used color space for sensing, representing, and displaying color images. However, due to the high correlation among the three color components (red, green and blue), RGB color space representation is not necessarily the most appropriate choice for face anti-spoofing. Alternative color-space representations such as luminance/chrominance and hue/saturation are also valid and competing choices. Instead of fusing features from a single RGB color space as most previous bilinear pooling schemes [48], [49], [50], [51] did, we propose to take multiple color spaces into account and extract more discriminative features by combining multi-color space representations for 3D face anti-spoofing.

More specifically, we propose to consider two complementary representations: YCbCr space vs. RGB space. YCbCr color space encodes a color image similar to human eyes' retina, which separates the RGB components into luminance component (Y) and two chrominance components (Cb as blue projection and Cr as red projection; for an analog version, as U and V, respectively). YCbCr space is effective for color feature extraction, and has also achieved promising performance in

face related applications (e.g., 2D face spoofing detection [52] and skin classification [53]). Considering the high similarity between 3D face spoofing attacks and real faces, we propose to take both RGB and YCbCr color spaces of the face image as the input of CNN-based feature extraction module to obtain complementary facial color texture descriptions.

B. Factorized bilinear coding

Bilinear pooling was introduced in [48] to provide robust image representations for fine-grained image classification. In bilinear pooling models, two feature vectors are fused by outer product (or Kroneker product for matrices); this way, all pairwise interactions among the given features are considered as follows:

$$\mathbf{Z} = \sum_{(i,j) \in \mathbb{S}} \mathbf{x}_i \mathbf{y}_j^\top \quad (1)$$

where $\{\mathbf{x}_i | \mathbf{x}_i \in \mathbb{R}^p, i \in \mathbb{S}\}$, $\{\mathbf{y}_j | \mathbf{y}_j \in \mathbb{R}^q, j \in \mathbb{S}\}$ are two input features, \mathbb{S} is the set of spatial locations (combinations of rows and columns), and $\mathbf{Z} \in \mathbb{R}^{p \times q}$ is the fused feature descriptor. It can be seen that the size of bilinear feature descriptor can be huge, which make it computationally infeasible. To generate more compact representations, we have employed the factorized bilinear coding (FBC) [51] to more computationally efficiently integrate the features from both RGB and YCbCr color spaces for 3D face anti-spoofing.

Let \mathbf{x}_i , \mathbf{y}_j be the two features extracted from RGB and YCbCr color spaces, respectively, the FBC encodes the features based on sparse coding, and learns a dictionary B with k atoms that are factorized into low-rank matrices to capture the structure of the whole data space. Specifically, let the dictionary $B = [\mathbf{b}_1, \mathbf{b}_2, \dots, \mathbf{b}_k] \in \mathbb{R}^{pq \times k}$, FBC proposes to factorize each dictionary atom $\mathbf{b}_l \in \mathbb{R}^{pq}$ ($1 \leq l \leq k$) into $\mathbf{U}_l \mathbf{V}_l^\top$, where $\mathbf{U}_l \in \mathbb{R}^{p \times r}$ and $\mathbf{V}_l \in \mathbb{R}^{q \times r}$ are learnable low-rank matrices (as the hyper-parameter rank $r \ll p, q$). Therefore, the original bilinear feature $\mathbf{x}_i \mathbf{y}_j^\top$ can be reconstructed by $\sum_{l=1}^k c_v^l \mathbf{U}_l \mathbf{V}_l^\top$, with $\mathbf{c}_v \in \mathbb{R}^k$ being the FBC code, and c_v^l being the l -th element of \mathbf{c}_v ($1 \leq v \leq N$, N is the number of pairs in \mathbb{S}). Then the sparsity-based FBC encodes the two input features $(\mathbf{x}_i, \mathbf{y}_j)$ into \mathbf{c}_v by solving the following optimization problem

$$\min_{\mathbf{c}_v} \left\| \mathbf{x}_i \mathbf{y}_j^\top - \sum_{l=1}^k c_v^l \mathbf{U}_l \mathbf{V}_l^\top \right\|^2 + \lambda \|\mathbf{c}_v\|_1 \quad (2)$$

where λ is a trade-off parameter between the reconstruction error and the sparsity. To obtain the FBC code \mathbf{c}_v , the classic LASSO method [54] has been adopted as shown in Eq. (3).

$$\begin{cases} \mathbf{c}'_v = \mathbf{P}(\tilde{\mathbf{U}}^\top \mathbf{x}_i \circ \tilde{\mathbf{V}}^\top \mathbf{y}_j), \\ \mathbf{c}_v = \text{sign}(\mathbf{c}'_v) \circ \max((\text{abs}(\mathbf{c}'_v) - \frac{\lambda}{2}), 0). \end{cases} \quad (3)$$

where \circ denotes the Hadamard product, $\mathbf{P} \in \mathbb{R}^{k \times r k}$ is a fixed binary matrix with only elements in the row l , columns $((l-1)r+1)$ to (lr) being "1", and $\tilde{\mathbf{U}}$ and $\tilde{\mathbf{V}}$ are the transformations of \mathbf{U} and \mathbf{V} to avoid matrix inversion with heavy computation in the original LASSO method. They are

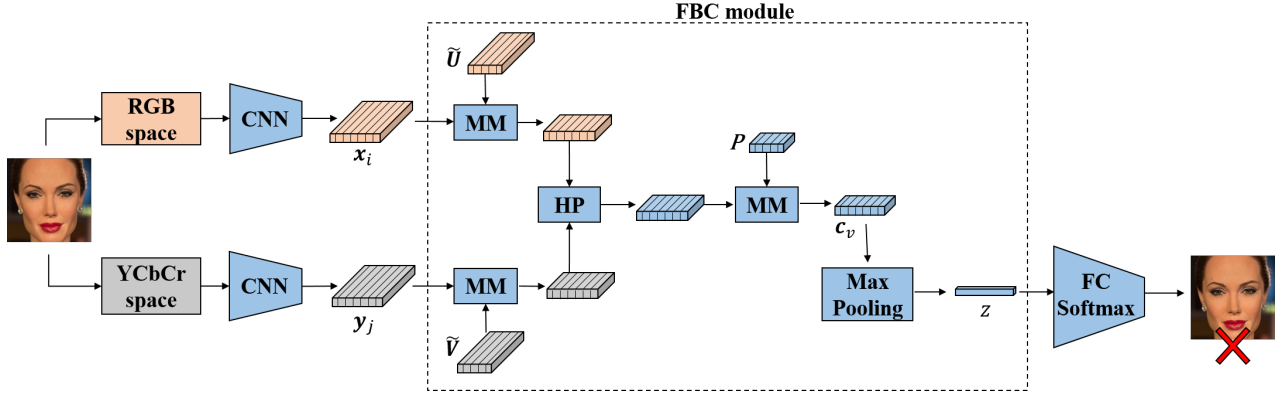


Fig. 8. Flowchart of the proposed MC_FBC scheme for 3D face anti-spoofing. MM module refers to 'Matrix Multiplication', and HP module refers to 'Hadamard Product' operation.

in the form of

$$\begin{cases} \tilde{U}^T = [\tilde{U}_l^T] = [\frac{1}{r} \cdot \mathbf{I}((q_l \mathbf{1}_{rk}^T) \circ \mathbf{U}^T)] \in \mathbb{R}^{rk \times p} \\ \tilde{V}^T = [\tilde{V}_l^T] = [\frac{1}{r} \cdot \mathbf{I} \mathbf{V}^T] \in \mathbb{R}^{rk \times q} \end{cases} \quad (4)$$

where $\mathbf{I} \in \mathbb{R}^{r \times rk}$ is an all "1" matrix, q_l is the l -th column of $\mathbf{Q} = ((\mathbf{P}(\mathbf{U}^T \mathbf{U} \mathbf{P}^T \cdot \mathbf{V}^T \mathbf{V} \mathbf{P}^T))^{-1} \mathbf{P})^T$.

With Eq. (3), the FBC code c_v can be obtained by learning \tilde{U} and \tilde{V} instead of U and V . We can get all FBC codes c in feature pair set \mathcal{S} ; then they are fused using the max operation to attain the final global representation $z = \max\{c_v\}_{i=1}^N$. The FBC module is applied on the features extracted by the last convolutional layer of a CNN (e.g. VGG), then followed by a fully-connected (FC) layer for classification using Softmax classifier. The whole process of the proposed MC_FBC scheme is shown in Fig. 8.

C. Loss Functions

To train the network, we utilize the focal loss function [55] which reshapes the standard cross entropy loss in such a way that the loss assigned to well-classified examples in binary classification is down-weighted. There are two compelling reasons for such choice of loss function: 1) the higher similarity of real faces and realistic 3D spoofing attacks in 3D face spoofing will lead to harder examples with large errors while the local loss function focuses on training on hard negatives and reducing the loss contribution from easy examples; 2) most 3D face spoofing databases have the problem of class imbalance (e.g., more real samples than fake ones due to the difficulty with collecting 3D spoofing attacks at a large scale).

Overall, our scheme is different from [51] in the following two aspects. First, to get more discriminative color features, we extract features from two different complementary color spaces. Such diversity in terms of feature representation is important to 3D face anti-spoofing which is sometimes even challenging for human-based inspection. Second, we replace the original cross-entropy loss function with the robust focal loss function to train the network. Originally designed for dense object detection in [55], we have found that in the scenario of anti-spoofing where training on a sparse set of hard examples is common, it is important to prevent the majority of

easy negatives from dominating the detector. Such observation contributes to the improved training performance of new loss function over traditional ones.

V. EXPERIMENTS

In this section, we conduct extensive experiments to evaluate our method. We first explore the influence of color spaces on detection performance using super-realistic 3D face spoofing database. Different feature fusion schemes are then compared with our MC_FBC method. Then we present the comparison results under intra-database testing on the WFFD database and several 2D/3D face spoofing databases, and finally the performance under inter-database testing is evaluated to show the generalizability of the proposed method.

A. Experimental settings

1) *Implementation*: Two backbone networks were used to extract features for the FBC module in our experiment: a relatively small VGG-16 model [56] (as used in bilinear pooling based classification methods [48], [49], [51]) and ResNet-50 [57] (deeper and more accurate). The last pooling layer and the fully-connected layers were removed in both networks. The learnable parameters \tilde{U} and \tilde{V} were updated by the back-propagation algorithm to get the FBC code. We set the rank of \tilde{U} and \tilde{V} as one, the number of dictionary atoms k as 2048, and λ as 0.001 (according to [51]). As for the training parameters, we fine-tuned the model using SGD with an initial learning rate of 0.01 (decreased by a factor of 10 for every 40 epochs until it reaches 0.0001), weight decay as 5×10^{-4} , momentum as 0.9, and batch size as 16 for VGG model and 8 for ResNet-50 model. The weighting factor and tunable focusing parameter in focal loss function were all set to one. All experiments are conducted using PyTorch on a workstation with Titan XP GPUs.

2) *Databases*: In addition to our WFFD database, we have used two publicly available 3D face spoofing databases - namely 3DMAD [3] (the most widely-used) and HKBU-MARs-V1+ [19] (with hyper-real 3D masks). As both databases contain videos of 300 frames (3DMAD with 255 videos and HKBU-MARs-V1+ with 180), 20 frames were

TABLE III
COMPARISON RESULTS (%) OF DIFFERENT COLOR SPACES ON WFFD DATABASE UNDER PROTOCOL III

Color space	Backbone-VGG-16				Backbone-ResNet50			
	Accuracy	APCER	BPCER	ACER	Accuracy	APCER	BPCER	ACER
RGB	93.26	8.91	4.57	6.74	93.59	8.91	3.91	6.41
YCbCr	92.39	8.26	6.96	7.61	93.91	8.70	3.48	6.09
YUV	87.83	11.09	13.26	12.18	92.93	9.78	4.35	7.07
HSV	87.07	16.30	9.57	12.94	91.74	10.65	5.87	8.26
YUV+YCbCr	91.09	10.87	6.96	8.92	93.37	5.87	7.39	6.63
RGB+HSV	93.15	8.26	5.43	6.85	93.91	6.30	5.87	6.09
RGB+YUV	94.24	7.17	4.35	5.76	94.89	5.87	4.35	5.11
RGB+YCbCr (MC_FBC)	94.57	6.09	4.78	5.44	95.22	5.65	3.91	4.78

randomly selected for spoofing detection. The averaged scores of these frames were computed as the final score. We have followed the leave-one-out cross-validation (LOOCV) protocol settings for the two databases as previous works did [11], [19], [35]. We have conducted 20 rounds of LOOCV with each round randomly selecting 10 subjects for training and 6 for validation on 3DMAD, while 5 for training and 6 for validation on HKBU-MARs-V1+ database. To validate the generalization property, we also considered two 2D face spoofing databases with both printed photo attacks and replayed video attacks: MSU-USSA [58] and Oulu-NPU database [59]. MSU-USSA database was specifically created to simulate face spoofing attacks with diversities of environment, image quality, and acquisition devices. It consists of 9,000 images (1,000 live subject and 8,000 spoofing attack) recorded with two types of cameras. A five-fold subject-exclusive cross validation protocol was designed for this database. Oulu-NPU database contains 4,950 videos of 55 subjects with both real access and 2D face spoofing attacks. The videos were recorded using six mobile devices in three sessions with different illumination conditions, and they were divided into three subsets for training, validation, and testing, with four protocols.

3) *Evaluation metrics*: We report all experimental results following the ISO/IEC 30107-3 metrics [1]. Three types of errors, i.e., Attack Presentation Classification Error Rate (APCER), Bona Fide Presentation Classification Error Rate (BPCER), and Average Classification Error Rate (ACER) are used in addition to the detection accuracy.

B. Ablation Studies

1) *Impact of multiple color spaces*: We first demonstrate the effectiveness of combining multiple color spaces in detecting wax figure faces from real ones on the WFFD dataset. Table III shows the comparison results under Protocol III with two features both from the same color space (including RGB, YCbCr, YUV, and HSV) and from two different color spaces as the input of FBC module. It can be observed that using single color space, RGB and YCbCr get higher classification accuracy and lower error rates than YUV and HSV color space. However, using multiple color spaces, especially combining the RGB space with YCbCr space, obtains better results. Specifically, the proposed MC_FBC scheme combining RGB and YCbCr color spaces achieved 94.57% accuracy and 5.44% ACER under the VGG-16 model, while the performance was further improved by the deeper ResNet-

TABLE IV
COMPARISON RESULTS (%) OF DIFFERENT FUSION METHODS ON WFFD DATABASE UNDER PROTOCOL III USING VGG-16

Fusion scheme	Accuracy	APCER	BPCER	ACER
Original VGG-16	84.68	13.48	17.17	15.33
Concatenation	84.35	13.91	17.39	15.65
BP [48]	92.28	7.61	7.83	7.72
CBP [49]	90.87	8.48	9.78	9.13
FBC [51]	92.83	8.70	5.65	7.18
FBC_FL	93.26	8.91	4.57	6.74
MC_FBC_CE	93.91	7.39	4.79	6.09
MC_FBC	94.57	6.09	4.78	5.44

FL denotes Focal Loss, and CE denotes Cross Entropy Loss.

50 model, with the highest accuracy of 95.22% and the lowest ACER of 4.78%. This shows the complementary properties of RGB and YCbCr spaces in generating more discriminative representations.

2) *Exploring different feature fusion schemes*: We next compare the proposed MC_FBC scheme with several feature fusion schemes, including concatenation (simply combining two feature vectors by concatenating them), traditional bilinear pooling (BP) [48], compact bilinear pooling (CBP) [49], and factorized bilinear coding (FBC) [51]. As all these bilinear pooling based methods fused features from VGG-16 model, we present the comparison results in Table IV using VGG-16 network as the backbone. We can see that without bilinear pooling fusion, the learned features from VGG-16 model achieved higher ACER of over 15%, while bilinear pooling based methods with richer information improved the detection performance obviously, all rising the classification accuracy by over six percentage points and reducing the ACER by half. The FBC method achieved better results than the traditional BP and CBP methods due to its more compact and discriminative representations based on sparse coding to overcome the redundancy and burstiness issues of BP. We also present the comparison results of the focal loss function in the proposed MC_FBC scheme with the cross-entropy loss used in the original FBC. For both the two schemes, the focal loss can improve the detection results in terms of classification accuracy and error rates thanks to its generalization and robustness by giving more focus on hard and misclassified examples. Overall, the proposed MC_FBC scheme achieved the highest accuracy and lowest error rates (except the BPCER) on the Protocol III of the WFFD database.

TABLE V
COMPARISON RESULTS (%) ON THE WFFD DATABASE

Method	Protocol I				Protocol II				Protocol III			
	EER	APCER	BPCER	ACER	EER	APCER	BPCER	ACER	EER	APCER	BPCER	ACER
Multi-scale LBP [3]	23.50	27.00	28.50	27.75	31.15	36.15	27.69	31.92	28.91	31.74	25.65	28.70
Image quality [60]	35.50	30.50	39.50	35.00	38.85	39.23	43.46	41.35	41.30	36.96	43.26	40.11
Color LBP [52]	31.50	36.00	28.50	32.25	33.85	30.77	39.61	35.19	31.52	33.26	34.13	33.70
Haralick features [9]	30.50	27.50	32.50	30.00	32.69	33.08	36.54	34.81	34.78	28.04	40.00	34.02
Recod [61]	17.00	25.50	14.50	20.00	22.69	25.77	30.77	28.27	21.30	23.91	20.22	22.07
ResNet-50 [62]	16.50	21.00	18.50	19.75	17.31	19.23	21.92	20.58	15.87	17.61	20.43	19.02
VGG-16 [56]	14.50	14.50	18.00	16.25	18.08	13.46	15.77	14.61	14.78	13.48	17.17	15.33
CCoLBP [63]	29.50	26.50	26.00	26.25	28.08	24.62	34.23	29.42	28.04	26.52	29.13	27.83
Noise model [64]	31.00	31.00	48.50	39.75	41.54	41.54	41.15	41.35	38.00	38.04	47.83	42.93
Hybrid ResNet [65]	8.50	9.00	13.00	11.00	11.00	11.38	13.31	12.35	10.90	11.21	13.23	12.22
Human-based	-	20.14	11.86	16.00	-	32.97	17.97	25.47	-	27.39	15.31	21.35
MC_FBC-VGG-16	5.28	4.35	6.96	5.66	7.34	11.53	4.23	7.88	5.32	6.09	4.78	5.44
MC_FBC-ResNet50	4.82	4.00	5.50	4.75	6.55	7.30	6.54	6.92	4.70	5.65	3.91	4.78

C. Comparison on the proposed databases

1) *WFFD database*: Several face PAD methods were evaluated and compared on the WFFD database to show how they can work for super-realistic 3D presentation attacks. These PAD methods have achieved promising performance in detecting 2D type or 3D mask presentation attacks. Our benchmark set includes multi-scale LBP [3], image quality assessment based [60], color LBP [52], Haralick features [9], Recod method with outstanding performance in a face spoofing detection competition [61], ResNet-50 based [62], VGG-16 based [56], Chromatic Co-Occurrence of LBP (CCoLBP) [63], noise modeling based [64], and Hybrid ResNet [65]. The experimental results of all benchmark methods were obtained using the publicly available codes. In addition, we have conducted a controlled human-based detection experiment to test the ability of human vision systems in distinguishing wax figure faces from real ones. In our controlled experiment, 20 volunteers (10 men and 10 women, aged between 23 and 55) were asked to determine whether the face is real or not using our self-developed program. The classification error rates were

calculated and averaged as the final result of human-based spoofing detection.

Table V compares the results of different face PAD schemes. For Protocol I, we can see that existing face PAD methods for 2D or 3D mask attacks suffered from severe performance degradation with high detection error rates on WFFD, ranging from 8.5% to 48.5%. We attribute the poor performance to high diversity and super-realistic attacks in the new database. Among them, most learned features [61], [62], [56], [65] achieved better result than hand-crafted features [3], [60], [52], [9]. Human-based detection has achieved a relatively lower ACER of 16%, but with higher APCER than BPCER, suggesting that more wax figure faces were mistaken for real ones. Our proposed MC_FBC scheme achieved the best results with ACER less than 6% for both two backbone networks. Similar performance differences can be observed under the Protocol II. However, most algorithms achieved higher error rates for this protocol. Such results are reasonable since recording real faces and wax figure faces in the same scenario with the same camera results in less difference between real and fake faces. Therefore, it is more difficult to detect the




Fig. 9. The failure cases with high probabilities, (a) in the proposed MC_FBC method (with over 80% of the detection results from 20 randomly chosen epochs using two backbone networks); (b) in human based anti-spoofing detection (with over 80% of the 20 volunteers). Note that images with red dots are wax figure faces (but mistaken for real faces), while images with green dots are real faces (but mistaken for wax faces).

TABLE VI
COMPARISON RESULTS (%) ON THE WFFD-V DATABASE

Method	Deepfakes	3D	Overall		
	APCER	APCER	APCER	BPCER	ACER
Color LBP [52]	33.33	17.50	23.88	24.24	24.06
Haralick [9]	48.15	20.00	31.34	33.33	32.34
Recod [61]	33.33	20.00	25.37	33.33	29.35
ResNet-50 [62]	33.33	12.50	20.89	21.21	21.05
VGG-16 [56]	22.22	25.00	23.88	24.24	24.06
CcoLBP [63]	37.04	22.50	28.36	30.30	29.33
Noise model [64]	25.92	32.50	29.85	30.30	30.08
Hy-ResNet [65]	16.25	12.04	14.55	16.28	15.42
BP [48]	4.17	5.60	5.02	12.58	8.80
FBC [51]	1.39	2.50	2.24	14.39	8.32
MC_FBC-VGG-16	0.31	0.93	0.63	10.23	5.43
MC_FBC-ResNet50	2.78	3.75	3.36	6.82	5.09

3D denotes '3D face reconstruction'.

presentation attacks in this homogeneous setting.

The overall results under the Protocol III with different face PAD methods have large differences, with the error rates ranging from 3.91% to 47.83%. The best ACER was achieved in the proposed ResNet-50 based MC_FBC scheme due to the highly discriminative features, which significantly outperformed other algorithms and human based detection. Using two variants of the residual learning framework, the method [65] also achieved better results, with all error rates lower than 14%. Human-based detection performs worse than machine-based for all three protocols, which implies that real vs. wax detection is nontrivial for layperson. The image quality based [60], and noise modeling based [64] methods, however, performed worse on the WFFD because of the high diversity of image qualities in the proposed database.

2) *Failure case analysis*: Based on the detection results on WFFD, we further analyze the failure cases in order to achieve a deeper understanding. In Fig. 9, we have shown the failure cases with high probabilities in both MC_FBC method and human-based detection results, which visually illustrate the challenges with distinguishing between fake faces and real ones even for human observers. From Fig. 9(a), we note that most false detections with high probabilities in the proposed MC_FBC method trend to have special face poses, which on the contrary may become the cues for human to detect. More interestingly, when compared against the proposed method, human based detection was more likely to mistake wax figure faces for real ones for both protocols, as shown in Fig. 9(b) (there are more red dots than green dots). This is in sharp contrast with that in machine-based method in Fig. 9(a) (there are nearly the same number of total green and red dots).

3) *WFFD-V database*: To detect animated wax figure faces in WFFD-V database, we have randomly selected 10 frames from each video and the resulting scores from the Softmax classifier were averaged to obtain the final score. Table VI shows that all methods achieved higher BPCER than APCER

TABLE VII
COMPARISON RESULTS (%) ON 3DMAD DATABASE

Method	APCER	BPCER	ACER
Haralick [9]	0.00 ± 0.0	0.00 ± 0.0	0.00 ± 0.0
Recod [61]	4.70 ± 19.4	0.00 ± 0.0	2.35 ± 9.7
ResNet-50 [62]	0.00 ± 0.0	0.00 ± 0.0	0.00 ± 0.0
VGG-16 [56]	14.21 ± 16.7	3.33 ± 8.5	9.59 ± 11.2
GrPPG [66]	-	-	13.3 ± 13.3*
LrPPG [15]	-	-	8.57 ± 13.3*
Deep dynamic textures [11]	-	-	1.76*
BP [48]	0.00 ± 0.0	0.00 ± 0.0	0.00 ± 0.0
FBC [51]	0.00 ± 0.0	1.25 ± 3.5	0.61 ± 1.8
MC_FBC-VGG-16	0.00 ± 0.0	0.00 ± 0.0	0.00 ± 0.0
MC_FBC-ResNet50	0.00 ± 0.0	0.00 ± 0.0	0.00 ± 0.0

* Using reported results.

TABLE VIII
COMPARISON RESULTS (%) ON HKBU-MARS-V1+ DATABASE

Method	APCER	BPCER	ACER
ColorLBP [52]	24.00 ± 36.5	9.71 ± 9.8	16.72 ± 20.2
Haralick [9]	3.86 ± 7.6	2.43 ± 3.8	3.24 ± 6.8
Recod [61]	17.14 ± 27.2	15.71 ± 27.4	16.53 ± 28.7
ResNet-50 [62]	17.14 ± 29.2	15.71 ± 26.9	16.43 ± 28.1
VGG-16 [56]	16.33 ± 37.8	7.10 ± 11.2	13.66 ± 19.8
CcoLBP [63]	14.28 ± 34.1	12.85 ± 30.0	13.57 ± 31.9
GrPPG [66]	-	-	16.10 ± 20.5*
LrPPG [15]	-	-	8.67 ± 8.8*
Deep dynamic textures [11]	-	-	13.44*
BP [48]	9.09 ± 30.2	3.55 ± 11.8	6.32 ± 15.6
FBC [51]	9.09 ± 30.2	2.64 ± 8.7	5.86 ± 15.3
MC_FBC-VGG-16	8.33 ± 28.87	0.00 ± 0.0	4.17 ± 14.4
MC_FBC-ResNet50	7.27 ± 24.1	0.00 ± 0.0	3.64 ± 12.1

* Using reported results. Note that the result of 'Deep dynamic textures' was conducted on a subset of HKBU-MARS-V1+.

due to more fake faces than real faces on this database. The proposed method achieved the best performance with an overall ACER of 5.43% using VGG-16 and 5.09% using ResNet-50 network. The last four rows of Table demonstrate the effect of multiple color spaces fusion in further improving the detection results. In addition, the proposed method performed better in detecting wax faces in videos generated by Deepfake than by 3D reconstruction technique. This can be attributed to the higher image quality of the 3D reconstructed videos (similar to the real ones) than the Deepfake-based videos. By contrast, the Haralick features [9] obtained an overall ACER over 30%, and performed the worst in distinguishing between wax figure face videos and real face ones.

TABLE IX
COMPARISON RESULTS (%) ON MSU-USSA DATABASE

Method	APCER	BPCER	ACER
Color LBP [52]	3.1 ± 0.8	3.0 ± 0.8	3.1 ± 0.8
Image distortion [58]	3.3 ± 0.7	4.3 ± 2.0	3.5 ± 1.0
Haralick [9]	9.1 ± 0.9	8.8 ± 0.9	8.9 ± 0.9
Recod [61]	3.3 ± 0.4	3.4 ± 1.3	3.3 ± 0.7
ResNet-50 [62]	7.6 ± 0.9	8.9 ± 2.6	8.3 ± 1.0
VGG-16 [56]	27.7 ± 5.5	27.8 ± 2.2	27.8 ± 3.5
Patch-CNN [67]	-	-	$0.4 \pm 0.3^*$
Depth-CNN [67]	-	-	$2.2 \pm 0.7^*$
Two stream CNN [67]	-	-	$0.2 \pm 0.2^*$
Deep forest [68]	-	-	$1.3 \pm 0.5^*$
MC_FBC-VGG-16	1.0 ± 0.5	2.9 ± 1.0	1.9 ± 0.5
MC_FBC-ResNet50	1.5 ± 0.5	1.6 ± 0.9	1.5 ± 0.4

* Using reported results.

D. Intra-database testing on existing databases

1) *3D mask spoofing databases*: The spoofing detection results on 3DMAD and HKBU-MARs-V1+ databases are shown in Tables VII and VIII. Besides the previous benchmark set, we include three face PAD methods proposed for 3D mask spoofing detection- namely, two heartbeat signal based methods using global or local rPPG-spectrum features [66], [15], and the deep dynamic textures based method [11]. Without publicly available codes, we have directly cited the reported results under the same protocol. It can be seen that the proposed MC_FBC method achieved 0% error rates on 3DMAD database, where several methods performed perfectly. Note that this is because 3DMAD is a relatively easy dataset for spoofing detection (with simple and rigid masks as shown in Fig. 3). On more realistic HKBU-MARs-V1+ database, our method achieved 3.64% ACER using ResNet-50 as the backbone network, slightly higher than the best result from Haralick features (with 3.24%). We can also observe that all methods have achieved higher error rates on HKBU-MARs-V1+ (see Table VIII) than on 3DMAD database (see Table VII). Such results are reasonable because the masks spoofing samples in the HKBU-MARs-V1+ are closer to real faces and contain more realistic variations. Based on heartbeat signal analysis, the methods using GrPPG [66] and LrPPG features [15] were affected little by the spoofing qualities, showing better detection robustness on the two databases.

2) *2D face spoofing databases*: Tables IX and X show the comparison results on the 2D face spoofing databases (MSU-USSA and Oulu-NPU). In Table IX, we also include two new methods on MSU-USSA database, including two-stream CNN in [67] combining Patch-CNN and depth-CNN, and deep forest with multi-scale LBP based method [68]. The proposed MC_FBC method has achieved the ACER of 1.9% and 1.5% using two backbone networks (VGG-16 and ResNet50) respectively, slightly higher than deep forest based method (with ACER of 1.3%). Using not only full face images, but also local patches extracted from the same face, the two-stream CNN method performed the best with 0.2% ACER in distinguishing the fake from real faces.

For the widely-used Oulu-NPU database, we have added several benchmark methods, including two leading methods in face spoofing detection competition held in 2017 [61] (GRADIANT and MixedFAXNet), the MILHP [69] based on multiple instantiated local homographic parameterization, DeepPixeBiS [70] with deep pixel-wise supervision, TSCNN [71] using two-stream CNN, and SAPLC [72] based on spatial aggregation of pixel-level local classifiers. The proposed MC_FBC method based on ResNet-50 model achieved ACERs of 5.9%, 3.8%, 4.9%, and 7.6% in four protocols respectively, only slightly lower than using VGG-16 as the backbone network. The SAPLC [72] method achieved superior performance to most methods under the first three protocols with limited variations. This can be attributed to the combination of a fully convolutional neural network with foreground mask and shallow neural network aggregation techniques. Although the performance of our proposed MC_FBC method was not the best under Protocol I with unseen environmental conditions, it has shown good robustness (ranking the second, slightly lower than the best result of noise model based method [64]) under Protocol IV, which combines the previous three protocols and is the most challenging scenario. Overall, even though the proposed method is designed for 3D face anti-spoofing, it is still highly competitive when compared with the state-of-the-art methods in detecting 2D face spoofing attacks.

E. Inter-database testing

To study the generalization property against unseen attacks, we have conducted inter-database evaluation on both the new WFFD database and existing mask spoofing databases. We first show how well existing methods can perform in detecting “alive” wax figure faces using the still wax figure faces as the training set. The face images in the training subset (2760) in WFFD were used for training, and all 310 videos (each with 10 frames) in WFFD-V dataset were used for testing. Table XI shows larger differences with the overall ACER in the range of 11.50% to 59.57% among different detection methods (also including two video manipulation detection methods [73], [74]). The last four rows show the effectiveness of bilinear pooling fusion on improving the performance.

The proposed method demonstrates the best generalizability with the lowest ACER of 16.48% and 11.50% using the VGG-16 and ResNet-50 models respectively. We attribute the outstanding performance to the complementary features learned by the proposed method. The video manipulation detection method based on warping artifacts [73] achieved 0% error rate in detecting Deepfake videos, but at the price of the highest error rate in detecting 3D reconstruction based wax figure face videos. Another deep learning based video manipulation detection model MesoNet [74] also demonstrated unbalanced performance with the lowest BPCER but highest APCER values. Similar to Table VI, most methods performed better in detecting wax faces in videos generated by Deepfake than by 3D reconstruction technique due to image quality differences.

We have further compared the generalizability of the proposed method to unseen 3D mask spoofing attacks. For a fair

TABLE X
COMPARISON RESULTS (%) ON OULU-NPU DATABASE

Method	Protocol I			Protocol II			Protocol III			Protocol IV		
	AP	BP	ACER	AP	BP	ACER	APCER	BPCER	ACER	APCER	BPCER	ACER
Color LBP [52]	5.0	20.8	12.9	22.5	6.7	14.6	14.2 ± 9.2	8.6 ± 5.9	11.4 ± 4.6	29.2 ± 37.5	23.3 ± 13.3	26.3 ± 16.9
GRADIANT [61]	1.3	12.5	6.9	3.1	1.9	2.5	2.6 ± 3.9	5.0 ± 5.3	3.8 ± 2.4	5.0 ± 4.5	15.0 ± 7.1	10.0 ± 5.0
MixedFASNet [61]	0.0	17.5	8.8	9.7	2.5	6.1	5.3 ± 6.7	7.8 ± 5.5	6.5 ± 4.6	10.0 ± 7.7	35.8 ± 26.7	22.9 ± 15.2
Recod [61]	3.3	13.3	8.3	15.8	4.2	10.0	10.1 ± 13.9	8.9 ± 9.3	9.5 ± 6.7	35.0 ± 37.5	10.0 ± 4.5	22.5 ± 18.2
Noise model [64]	1.2	1.7	1.5	4.2	4.4	4.3	4.0 ± 1.8	3.8 ± 1.2	3.6 ± 1.6	5.1 ± 6.3	6.1 ± 5.1	5.6 ± 5.7
MILHP [69]	8.3	0.8	4.6	5.6	5.3	5.4	1.5 ± 1.2	6.4 ± 6.6	4.0 ± 2.9	15.8 ± 12.8	8.3 ± 15.7	12.0 ± 6.2
DeepPixBiS [70]	0.8	0.0	0.4	11.4	0.6	6.0	11.7 ± 19.6	10.6 ± 14.1	11.1 ± 9.4	36.7 ± 29.7	13.3 ± 16.8	25.0 ± 12.7
TSCNN [71]	5.1	6.7	5.9	7.6	2.2	4.9	3.9 ± 2.8	7.3 ± 1.1	5.6 ± 1.6	11.3 ± 3.9	9.7 ± 4.8	9.8 ± 4.2
SAPLC [72]	0.0	0.8	0.4	2.8	2.2	2.5	4.7 ± 4.2	3.1 ± 3.5	3.9 ± 2.1	11.9 ± 6.9	6.7 ± 5.5	9.3 ± 4.4
MC_FBC-VGG-16	5.7	8.7	7.2	5.1	3.3	4.2	2.9 ± 3.8	9.9 ± 8.9	6.5 ± 4.7	6.3 ± 5.8	10.5 ± 10.9	8.8 ± 5.9
MC_FBC-ResNet50	3.5	8.3	5.9	3.3	4.2	3.8	3.4 ± 3.5	6.3 ± 4.2	4.9 ± 3.7	5.8 ± 4.5	9.4 ± 9.3	7.6 ± 5.4

All using reported results. ‘AP’ denotes ‘APCER’, and ‘BP’ denotes ‘BPCER’.

TABLE XI
INTER-DATABASE TESTING RESULTS (%) ON WFFD-V DATABASE

Method	Deepfakes	3D	Overall		
	APCER	APCER	APCER	BPCER	ACER
Color LBP [52]	44.00	24.80	32.00	58.71	45.36
Haralick [9]	16.00	36.80	29.00	56.88	42.94
Recod [61]	29.33	38.40	35.00	33.94	34.47
ResNet-50 [62]	37.33	34.40	35.50	35.78	35.64
VGG-16 [56]	42.67	69.60	59.50	59.63	59.57
CcoLBP [63]	18.67	17.60	18.00	55.96	36.98
Noise model[64]	17.33	18.40	18.00	53.21	35.61
Warping artifacts[73]	0	91.20	57.00	55.05	56.02
MesoNet [74]	50.67	82.40	70.50	6.42	38.46
BP [48]	18.33	20.30	19.56	27.52	23.54
FBC [51]	6.50	11.00	9.31	32.91	21.11
MC_FBC-VGG-16	14.67	17.50	16.44	16.51	16.48
MC_FBC-ResNet50	7.33	8.00	7.63	15.37	11.50

3D denotes ‘3D face reconstruction’.

comparison, we have followed the protocols in [35], [19]: training on 3DMAD uses random 8 subjects, training on HKBU-MARs-V1+ uses 6 subjects, and both testing uses all subjects. Besides the previous benchmark methods, the latest 3D mask PAD method based on temporal similarity of rPPG (TSrPPG) [19] is added to the benchmark set. Results in Table XII have justified the robustness of the MC_FBC method, with the second lowest ACER using ResNet-50 as backbone under both inter-database test settings, while the VGG-16 based MC_FBC performed slightly worse than ResNet-50 model. Most methods have achieved higher error rates using 3DMAD as the training set. The underlying reason is that this database contains less variations in the collected data than the HKBU-MARs-V1+ database. Therefore, the models optimized for this database are not able to generalize well in new acquisition conditions. Due to the good generalizability of liveness cues, the TSrPPG method [19] has achieved the best results using heartbeat signal in the time domain.

VI. CONCLUSIONS

To detect realistic 3D face presentation attacks, we have proposed to generate discriminative representations in a fine-grained manner and combine complementary information in multiple color spaces by bilinear coding in this paper. The proposed approach fuses complementary features from two color spaces (RGB vs. YCbCr) extracted via CNN models (VGG-16 and ResNet-50) using factorized bilinear coding. We have also constructed a database (WFFD) composed of wax figure faces containing both images and videos with high diversity and large subject size as super-realistic face presentation attacks. Both codes and databases will be made publicly available to facilitate the improvement and evaluation of different PAD algorithms. Extensive experimental results have demonstrated the superior performance of the proposed method in detecting real faces from wax figure faces to not only several existing PAD methods but also human-based spoofing detection. Our method has achieved competitive performance on other 3D mask and 2D face spoofing databases in both intra-database and inter-database testing scenarios.

It should be noted that the best performance under inter-database testing achieved by the proposed scheme still has the error rate of over 10%. How to improve the detection performance deserves further investigation. Super-realistic face spoofing attacks are indeed difficult to distinguish from real ones even for humans. We envision that learning-based methods, when combined with liveness cues, is a promising direction to provide effective and generalized spoofing detection in the future. However, as AI technologies keeps advancing at a fast pace, it is likely that more challenging spoofing attacks such as Deepfake will become more powerful. As many people believe, the arm races between spoofing and anti-spoofing will never end.

ACKNOWLEDGMENT

Xin Li’s work is partially supported by the DoJ/NIJ under grant NIJ 2018-75-CX-0032, NSF under grant OAC-1839909 and the WV Higher Education Policy Commission Grant (HEPC.dsr.18.5).

TABLE XII
INTER-DATABASE TESTING RESULTS (%) ON 3DMAD AND HKBU-MARS-V1+ DATABASES

Method	3DMAD \rightarrow HKBU-MARS-V1+			HKBU-MARS-V1+ \rightarrow 3DMAD		
	APCER	BPCER	ACER	APCER	BPCER	ACER
Multi-scale LBP [3]	45.00 \pm 2.9	43.93 \pm 2.9	44.46 \pm 2.9	28.76 \pm 5.9	28.62 \pm 5.8	28.69 \pm 5.9
Color LBP [52]	40.00 \pm 2.0	39.29 \pm 2.5	39.64 \pm 2.2	34.70 \pm 4.5	34.26 \pm 4.8	34.48 \pm 4.7
Haralick [9]	30.62 \pm 5.9	29.64 \pm 5.7	30.13 \pm 5.8	21.47 \pm 3.8	21.18 \pm 3.6	21.32 \pm 3.7
ResNet-50 [62]	36.00 \pm 8.4	35.14 \pm 8.0	35.57 \pm 8.2	23.35 \pm 8.9	23.06 \pm 9.2	23.21 \pm 9.1
Recod [61]	32.50 \pm 4.6	31.07 \pm 3.9	31.78 \pm 4.2	26.35 \pm 1.4	22.09 \pm 5.5	24.22 \pm 2.7
VGG-16 [56]	32.50 \pm 5.0	31.78 \pm 4.5	32.14 \pm 3.4	52.71 \pm 3.7	40.47 \pm 2.9	48.09 \pm 2.4
GrPPG [66]	-	-	46.70 \pm 3.0	-	-	31.50 \pm 3.8
LrPPG [15]	-	-	39.20 \pm 0.8	-	-	40.40 \pm 2.7
TSrPPG [19]	-	-	23.50 \pm 0.5	-	-	16.10 \pm 1.0
BP [48]	48.08 \pm 15.2	19.86 \pm 22.7	33.97 \pm 5.5	26.54 \pm 9.2	36.07 \pm 10.5	31.31 \pm 3.0
FBC [51]	34.75 \pm 9.9	21.19 \pm 18.2	27.97 \pm 4.6	29.95 \pm 8.1	25.00 \pm 12.0	27.50 \pm 3.7
MC_FBC-VGG-16	26.25 \pm 0.2	25.36 \pm 9.5	25.80 \pm 9.4	22.79 \pm 3.9	20.96 \pm 2.0	22.90 \pm 4.4
MC_FBC-ResNet50	25.00 \pm 2.0	25.78 \pm 3.8	25.39 \pm 2.7	18.57 \pm 3.6	16.10 \pm 2.6	17.34 \pm 3.0

3D denotes '3D face reconstruction'.

REFERENCES

- [1] I. O. for Standardization, "Information technology biometric presentation attack detection part 3: Testing and reporting," *ISO/IEC JTC 1/SC 37, ISO/IEC 30107-3:2017*, 2017.
- [2] —, "Information technology biometric presentation attack detection - part 1: Framework," *ISO/IEC JTC 1/SC 37, ISO/IEC 30107-1:2016(E)*, 2016.
- [3] N. Erdogmus and S. Marcel, "Spoofing in 2d face recognition with 3d masks and anti-spoofing with kinect," in *Biometrics: Theory, Applications and Systems (BTAS), 2013 IEEE Sixth International Conference on*. IEEE, 2013, pp. 1–6.
- [4] Y. Xu, T. Price, J.-M. Frahm, and F. Monrose, "Virtual u: Defeating face liveness detection by building virtual models from your public photos," in *25th {USENIX} Security Symposium*, 2016, pp. 497–512.
- [5] C. Chen, A. Dantcheva, T. Swearingen, and A. Ross, "Spoofing faces using makeup: An investigative study," in *2017 IEEE International Conference on Identity, Security and Behavior Analysis (ISBA)*. IEEE, 2017, pp. 1–8.
- [6] S. Jia, G. Guo, and Z. Xu, "A survey on 3d mask presentation attack detection and countermeasures," *Pattern Recognition*, vol. 98, p. 107032, 2020.
- [7] N. Kose and J.-L. Dugelay, "Reflectance analysis based countermeasure technique to detect face mask attacks," in *2013 18th International Conference on Digital Signal Processing (DSP)*. IEEE, 2013, pp. 1–6.
- [8] J. Liu and A. Kumar, "Detecting presentation attacks from 3d face masks under multispectral imaging," in *Proceedings of the IEEE Conference on Computer Vision and Pattern Recognition Workshops*, 2018, pp. 47–52.
- [9] A. Agarwal, R. Singh, and M. Vatsa, "Face anti-spoofing using haralick features," in *Biometrics Theory, Applications and Systems (BTAS), 2016 IEEE 8th International Conference on*. IEEE, 2016, pp. 1–6.
- [10] Y. Wang, S. Chen, W. Li, D. Huang, and Y. Wang, "Face anti-spoofing to 3d masks by combining texture and geometry features," in *Chinese Conference on Biometric Recognition*. Springer, 2018, pp. 399–408.
- [11] R. Shao, X. Lan, and P. C. Yuen, "Joint discriminative learning of deep dynamic textures for 3d mask face anti-spoofing," *IEEE Transactions on Information Forensics and Security*, vol. 14, no. 4, pp. 923–938, 2018.
- [12] S. Mehta, A. Uberoi, A. Agarwal, M. Vatsa, and R. Singh, "Crafting a panoptic face presentation attack detector," *IEEE ICB*, 2019.
- [13] S. Liu, P. C. Yuen, S. Zhang, and G. Zhao, "3d mask face anti-spoofing with remote photoplethysmography," in *European Conference on Computer Vision*. Springer, 2016, pp. 85–100.
- [14] B. Lin, X. Li, Z. Yu, and G. Zhao, "Face liveness detection by rppg features and contextual patch-based cnn," in *Proceedings of the 2019 3rd International Conference on Biometric Engineering and Applications*, 2019, pp. 61–68.
- [15] S. Liu, B. Yang, P. C. Yuen, and G. Zhao, "A 3d mask face anti-spoofing database with real world variations," in *Proceedings of the IEEE Conference on Computer Vision and Pattern Recognition Workshops*, 2016, pp. 100–106.
- [16] I. Manjani, S. Tariyal, M. Vatsa, R. Singh, and A. Majumdar, "Detecting silicone mask-based presentation attack via deep dictionary learning," *IEEE Transactions on Information Forensics and Security*, vol. 12, no. 7, pp. 1713–1723, 2017.
- [17] A. George, Z. Mostaani, D. Geissenbuhler, O. Nikisins, A. Anjos, and S. Marcel, "Biometric face presentation attack detection with multi-channel convolutional neural network," *IEEE Transactions on Information Forensics and Security*, 2019.
- [18] A. Agarwal, D. Yadav, N. Kohli, R. Singh, M. Vatsa, and A. Noore, "Face presentation attack with latex masks in multispectral videos," in *Proceedings of the IEEE Conference on Computer Vision and Pattern Recognition Workshops*, 2017, pp. 81–89.
- [19] S. Liu, X. Lan, and P. Yuen, "Temporal similarity analysis of remote photoplethysmography for fast 3d mask face presentation attack detection," in *The IEEE Winter Conference on Applications of Computer Vision*, 2020, pp. 2608–2616.
- [20] R. Shao, X. Lan, and P. C. Yuen, "Deep convolutional dynamic texture learning with adaptive channel-discriminability for 3d mask face anti-spoofing," in *Biometrics (IJCB), 2017 IEEE International Joint Conference on*. IEEE, 2017, pp. 748–755.
- [21] I. Manjani, S. Tariyal, M. Vatsa, R. Singh, and A. Majumdar, "Detecting silicone mask-based presentation attack via deep dictionary learning," *IEEE Transactions on Information Forensics and Security*, vol. 12, no. 7, pp. 1713–1723, 2017.
- [22] S. Jia, C. Hu, G. Guo, and Z. Xu, "A database for face presentation attack using wax figure faces," *arXiv preprint arXiv:1906.11900*, 2019.
- [23] A. S. Jackson, A. Bulat, V. Argyriou, and G. Tzimiropoulos, "Large pose 3d face reconstruction from a single image via direct volumetric cnn regression," *International Conference on Computer Vision*, 2017.
- [24] Y. Kim, J. Na, S. Yoon, and J. Yi, "Masked fake face detection using radiance measurements," *JOSA A*, vol. 26, no. 4, pp. 760–766, 2009.
- [25] Y. Wang, X. Hao, Y. Hou, and C. Guo, "A new multispectral method for face liveness detection," in *Pattern Recognition (ACPR), 2013 2nd IAPR Asian Conference on*. IEEE, 2013, pp. 922–926.
- [26] H. Steiner, A. Kolb, and N. Jung, "Reliable face anti-spoofing using multispectral swir imaging," in *Biometrics (ICB), 2016 International Conference on*. IEEE, 2016, pp. 1–8.
- [27] N. Erdogmus and S. Marcel, "Spoofing face recognition with 3d masks," *IEEE transactions on information forensics and security*, vol. 9, no. 7, pp. 1084–1097, 2014.
- [28] S. Naveen, R. S. Fathima, and R. Moni, "Face recognition and authentication using lbp and bsif mask detection and elimination," in *Communication Systems and Networks, International Conference on*. IEEE, 2016, pp. 99–102.
- [29] N. Kose and J.-L. Dugelay, "On the vulnerability of face recognition systems to spoofing mask attacks," in *Acoustics, Speech and Signal*

- Processing (ICASSP), 2013 IEEE International Conference on.* IEEE, 2013, pp. 2357–2361.
- [30] Y. Tang and L. Chen, “3d facial geometric attributes based anti-spoofing approach against mask attacks,” in *Automatic Face & Gesture Recognition (FG 2017), 2017 12th IEEE International Conference on.* IEEE, 2017, pp. 589–595.
- [31] B. Hamdan and K. Mokhtar, “The detection of spoofing by 3d mask in a 2d identity recognition system,” *Egyptian Informatics Journal*, 2017.
- [32] S. Bhattacharjee and S. Marcel, “What you cant see can help you—extended-range imaging for 3d-mask presentation attack detection,” in *Proceedings of the 16th International Conference on Biometrics Special Interest Group.*, no. 231840. Gesellschaft fuer Informatik eV, 2017.
- [33] N. Alsufyani, A. Ali, S. Hoque, and F. Deravi, “Biometric presentation attack detection using gaze alignment,” in *Identity, Security, and Behavior Analysis (ISBA), 2018 IEEE 4th International Conference on.* IEEE, 2018, pp. 1–8.
- [34] A. Ali, S. Hoque, and F. Deravi, “Gaze stability for liveness detection,” *Pattern Analysis and Applications*, vol. 21, no. 2, pp. 437–449, 2018.
- [35] S.-Q. Liu, X. Lan, and P. C. Yuen, “Remote photoplethysmography correspondence feature for 3d mask face presentation attack detection,” *Proceedings of the European Conference on Computer Vision (ECCV)*, pp. 558–573, 2018.
- [36] J. Hernandez-Ortega, J. Fierrez, A. Morales, and P. Tome, “Time analysis of pulse-based face anti-spoofing in visible and nir,” in *Proceedings of the IEEE Conference on Computer Vision and Pattern Recognition Workshops*, 2018, pp. 544–552.
- [37] X. Li, J. Komulainen, G. Zhao, P. C. Yuen, and M. Pietikinen, “Generalized face anti-spoofing by detecting pulse from face videos,” in *International Conference on Pattern Recognition*, 2017, pp. 4244–4249.
- [38] D. Menotti, G. Chiachia, A. Pinto, W. R. Schwartz, H. Pedrini, A. X. Falcao, and A. Rocha, “Deep representations for iris, face, and fingerprint spoofing detection,” *IEEE Transactions on Information Forensics and Security*, vol. 10, no. 4, pp. 864–879, 2015.
- [39] L. Feng, L.-M. Po, Y. Li, X. Xu, F. Yuan, T. C.-H. Cheung, and K.-W. Cheung, “Integration of image quality and motion cues for face anti-spoofing: A neural network approach,” *Journal of Visual Communication and Image Representation*, vol. 38, pp. 451–460, 2016.
- [40] O. Lucena, A. Junior, V. Moia, R. Souza, E. Valle, and R. Lotufo, “Transfer learning using convolutional neural networks for face anti-spoofing,” in *International Conference Image Analysis and Recognition*. Springer, 2017, pp. 27–34.
- [41] J. Galbally and R. Satta, “Three-dimensional and two-and-a-half-dimensional face recognition spoofing using three-dimensional printed models,” *IET Biometrics*, vol. 5, no. 2, pp. 83–91, 2016.
- [42] J. Xiao, Y. Tang, J. Guo, Y. Yang, X. Zhu, Z. Lei, and S. Z. Li, “3dma: A multi-modality 3d mask face anti-spoofing database,” in *2019 16th IEEE International Conference on Advanced Video and Signal Based Surveillance (AVSS)*. IEEE, 2019, pp. 1–8.
- [43] H. Li, W. Li, H. Cao, S. Wang, F. Huang, and A. C. Kot, “Unsupervised domain adaptation for face anti-spoofing,” *IEEE Transactions on Information Forensics and Security*, vol. 13, no. 7, pp. 1794–1809, 2018.
- [44] R. H. Vareto, A. M. Sandanha, and W. R. Schwartz, “The swax benchmark: Attacking biometric systems with wax figures,” *arXiv preprint arXiv:1910.09642*, 2019.
- [45] D. E. King, “Dlib-ml: A machine learning toolkit,” *Journal of Machine Learning Research*, vol. 10, no. Jul, pp. 1755–1758, 2009.
- [46] P. Kadleček and L. Kavan, “Building accurate physics-based face models from data,” *Proceedings of the ACM on Computer Graphics and Interactive Techniques*, vol. 2, no. 2, pp. 1–16, 2019.
- [47] J. Thies, M. Zollhofer, M. Stamminger, C. Theobalt, and M. Nießner, “Face2face: Real-time face capture and reenactment of rgb videos,” in *Proceedings of the IEEE conference on computer vision and pattern recognition*, 2016, pp. 2387–2395.
- [48] T.-Y. Lin, A. RoyChowdhury, and S. Maji, “Bilinear cnn models for fine-grained visual recognition,” in *Proceedings of the IEEE international conference on computer vision*, 2015, pp. 1449–1457.
- [49] Y. Gao, O. Beijbom, N. Zhang, and T. Darrell, “Compact bilinear pooling,” in *Proceedings of the IEEE conference on computer vision and pattern recognition*, 2016, pp. 317–326.
- [50] Z. Yu, J. Yu, J. Fan, and D. Tao, “Multi-modal factorized bilinear pooling with co-attention learning for visual question answering,” in *Proceedings of the IEEE international conference on computer vision*, 2017, pp. 1821–1830.
- [51] Z. Gao, Y. Wu, X. Zhang, J. Dai, Y. Jia, and M. Harandi, “Revisiting bilinear pooling: A coding perspective,” in *AAAI Conference on Artificial Intelligence (AAAI)*, 2020.
- [52] Z. Boulkenafet, J. Komulainen, and A. Hadid, “Face spoofing detection using colour texture analysis,” *IEEE Transactions on Information Forensics and Security*, vol. 11, no. 8, pp. 1818–1830, 2016.
- [53] N. Brancati, M. Frucci, G. De Pietro, and L. Gallo, “Dynamic clustering for skin detection in ycbcr colour space,” 2016.
- [54] R. Tibshirani, “Regression shrinkage and selection via the lasso,” *Journal of the Royal Statistical Society: Series B (Methodological)*, vol. 58, no. 1, pp. 267–288, 1996.
- [55] T.-Y. Lin, P. Goyal, R. Girshick, K. He, and P. Dollár, “Focal loss for dense object detection,” in *Proceedings of the IEEE international conference on computer vision*, 2017, pp. 2980–2988.
- [56] K. Simonyan and A. Zisserman, “Very deep convolutional networks for large-scale image recognition,” *arXiv preprint arXiv:1409.1556*, 2014.
- [57] K. He, X. Zhang, S. Ren, and J. Sun, “Deep residual learning for image recognition,” in *Proceedings of the IEEE conference on computer vision and pattern recognition*, 2016, pp. 770–778.
- [58] K. Patel, H. Han, and A. K. Jain, “Secure face unlock: Spoof detection on smartphones,” *IEEE transactions on information forensics and security*, vol. 11, no. 10, pp. 2268–2283, 2016.
- [59] Z. Boulkenafet, J. Komulainen, L. Li, X. Feng, and A. Hadid, “Oulu-npu: A mobile face presentation attack database with real-world variations,” in *2017 12th IEEE International Conference on Automatic Face & Gesture Recognition (FG 2017)*. IEEE, 2017, pp. 612–618.
- [60] J. Galbally and S. Marcel, “Face anti-spoofing based on general image quality assessment,” in *Pattern Recognition (ICPR), 2014 22nd International Conference on.* IEEE, 2014, pp. 1173–1178.
- [61] Z. Boulkenafet, J. Komulainen, Z. Akhtar, A. Benlamoudi, D. Samai, S. E. Bekhouche, A. Ouafi, F. Dornaika, A. Taleb-Ahmed, L. Qin *et al.*, “A competition on generalized software-based face presentation attack detection in mobile scenarios,” in *2017 IEEE International Joint Conference on Biometrics (IJCB)*. IEEE, 2017, pp. 688–696.
- [62] X. Tu and Y. Fang, “Ultra-deep neural network for face anti-spoofing,” in *International Conference on Neural Information Processing*. Springer, 2017, pp. 686–695.
- [63] F. Peng, L. Qin, and M. Long, “Ccolbp: Chromatic co-occurrence of local binary pattern for face presentation attack detection,” in *2018 27th International Conference on Computer Communication and Networks (ICCCN)*. IEEE, 2018, pp. 1–9.
- [64] A. Jourabloo, Y. Liu, and X. Liu, “Face de-spoofing: Anti-spoofing via noise modeling,” in *Proceedings of the European Conference on Computer Vision (ECCV)*, 2018, pp. 290–306.
- [65] U. Muhammad and A. Hadid, “Face anti-spoofing using hybrid residual learning framework,” in *2019 International Conference on Biometrics (ICB)*, 2019.
- [66] X. Li, J. Komulainen, G. Zhao, P.-C. Yuen, and M. Pietikäinen, “Generalized face anti-spoofing by detecting pulse from face videos,” in *2016 23rd International Conference on Pattern Recognition (ICPR)*. IEEE, 2016, pp. 4244–4249.
- [67] Y. Atoum, Y. Liu, A. Jourabloo, and X. Liu, “Face anti-spoofing using patch and depth-based cnns,” in *2017 IEEE International Joint Conference on Biometrics (IJCB)*. IEEE, 2017, pp. 319–328.
- [68] R. Cai and C. Chen, “Learning deep forest with multi-scale local binary pattern features for face anti-spoofing,” *arXiv preprint arXiv:1910.03850*, 2019.
- [69] C. Lin, Z. Liao, P. Zhou, J. Hu, and B. Ni, “Live face verification with multiple instantiated local homographic parameterization,” in *IJCAI*, 2018, pp. 814–820.
- [70] A. George and S. Marcel, “Deep pixel-wise binary supervision for face presentation attack detection,” *arXiv preprint arXiv:1907.04047*, 2019.
- [71] H. Chen, G. Hu, Z. Lei, Y. Chen, N. M. Robertson, and S. Z. Li, “Attention-based two-stream convolutional networks for face spoofing detection,” *IEEE Transactions on Information Forensics and Security*, vol. 15, pp. 578–593, 2019.
- [72] W. Sun, Y. Song, C. Chen, J. Huang, and A. C. Kot, “Face spoofing detection based on local ternary label supervision in fully convolutional networks,” *IEEE Transactions on Information Forensics and Security*, 2020.
- [73] Y. Li and S. Lyu, “Exposing deepfake videos by detecting face warping artifacts,” *arXiv preprint arXiv:1811.00656*, vol. 2, 2018.
- [74] D. Afchar, V. Nozick, J. Yamagishi, and I. Echizen, “Mesonet: A compact facial video forgery detection network,” in *2018 IEEE International Workshop on Information Forensics and Security (WIFS)*. IEEE, 2018, pp. 1–7.