

FlowCFL: A Framework for Type-based Reachability Analysis in the Presence of Mutable Data

ANA MILANOVA, Rensselaer Polytechnic Institute, milanova@cs.rpi.edu

Reachability analysis is a fundamental program analysis with a wide variety of applications. We present FlowCFL, a framework for type-based reachability analysis in the presence of mutable data. Interestingly, the underlying semantics of FlowCFL is CFL-reachability.

We make three contributions. First, we define a dynamic semantics that captures the notion of flow commonly used in reachability analysis. Second, we establish correctness of CFL-reachability over graphs with *inverse* edges (inverse edges are necessary for the handling of mutable heap data). Our approach combines CFL-reachability with *reference immutability* to avoid the addition of certain infeasible inverse edges and we demonstrate empirically that avoiding those edges results in precision improvement. Our formal account of correctness extends to this case as well. Third, we present a type-based reachability analysis and establish equivalence between a certain CFL-reachability analysis and the type-based analysis, thus proving correctness of the type-based analysis.

Additional Key Words and Phrases: CFL-reachability, reference immutability, type-based analysis

1 INTRODUCTION

Reachability analysis detects flow from *sources* to *sinks*. It is a fundamental program analysis technique with a wide variety of applications. One prominent application is taint analysis for Android, which detects flow from sensitive sources, such as phone and location data, to untrusted sinks, such as the Internet [Arzt et al., 2014, Ernst et al., 2014, Huang et al., 2015].

In this paper, we study FlowCFL, a framework for type-based reachability analysis. FlowCFL supports two basic type qualifiers, *pos* (positive) and *neg* (negative). It permits flow from *neg* variables to *pos* ones, but forbids flow from *pos* variables to *neg* ones. The principal problem is to decide whether there is flow from a *pos* variable to a *neg* one. Our primary contribution is not the FlowCFL system itself; variants of FlowCFL, both graph-reachability-based and type-based have been used in program analysis for a long time. There are publicly available implementations, including our own. Our contribution is the formal treatment of FlowCFL. We formalize the *notion of flow* in terms of a dynamic semantics and we use the semantics to construct a correctness argument for the static analyses. Another contribution is the interpretation of FlowCFL, a *type-based* reachability analysis, in terms of the classical theory of Context-Free-Language(CFL)-reachability [Reps, 1998, 2000, Reps et al., 1995].

Standard CFL-reachability analysis has two phases. First, it constructs a graph that represents flow of values from one variable to another; edges are annotated with *call* and *return* annotations to model call-transmitted dependences and with field *write* and field *read* annotations to model heap-transmitted dependences. Next, the analysis searches for paths with properly matched call/return and write/read annotations. CFL-reachability analysis is a highly precise flow analysis. It has a long history [Reps, 2000, Reps et al., 1995] and it is still actively studied and actively used in program analysis; [Chatterjee et al., 2018, Lu and Xue, 2019, Späth et al., 2019, Xu et al., 2009, Zhang and Su, 2017] are recent works among many other works. An important concept in CFL-reachability analysis is the concept of the *inverse edge* [Sridharan and Bodik, 2006, Sridharan et al., 2005], which is necessary for the handling of mutable heap data. At assignments, e.g., at $x = y$, the analysis adds the expected *forward edge* from y to x that represents flow from y to x , however, it also adds an *inverse edge* from x to y thus constructing a *bidirectional CFL-reachability graph* G_{BI} . We discuss inverse edges, the bidirectional CFL-reachability graph, and mutable data in detail in Sect. 4. The concept of the inverse edge, which becomes more involved once we consider

call/return and write/read annotated edges and paths, has not been formalized. The question “Does CFL-reachability over G_{BI} capture all program flows?” has not been answered formally. We consider an answer to this question.

Additionally, we consider a graph that avoids adding certain inverse edges based on knowledge of reference immutability. We denote this graph by G_{RI} . Given an *immutable reference* x , there is no need to add inverse paths that originate at x . There is substantial precision improvement for reachability over G_{RI} compared to reachability over G_{BI} as demonstrated in earlier work [Milanova and Huang, 2013, Zhang and Su, 2017] and confirmed by experiments we run for this paper. Our formal treatment extends to this case. We answer the following question as well: “Does CFL-reachability over G_{RI} capture all program flows?”.

Returning to FlowCFL, the type-based analysis uses the pos, neg, and poly type qualifiers and a set of typing rules to model reachability. Although not as widespread as CFL-reachability, type-based reachability analysis has been used in a number of existing works, e.g., [Huang et al., 2015, Sampson et al., 2011, Shankar et al., 2001]. Type-based analysis conveniently models reachability problems in different domains, including taint analysis, approximate computing, and secure computation. We establish equivalence between a certain type-based reachability analysis and a certain CFL-reachability analysis over G_{RI} , thus establishing correctness of the type-based analysis.

This paper makes the following contributions:

- We present a dynamic semantics that formalizes the notion of *flow* commonly used in CFL-reachability and type-based reachability.
- We prove that CFL-reachability over G_{BI} captures all run-time flows. Our treatment extends to reachability over G_{RI} which avoids adding certain edges based on knowledge of reference immutability. We present experiments that show substantial precision improvement in taint analysis for Android over G_{RI} compared to analysis over G_{BI} . Our experiments are in line with earlier work that has shown the importance of reducing the number of inverse edges [Milanova and Huang, 2013, Zhang and Su, 2017].
- We establish equivalence between a type-based reachability analysis and a CFL-reachability analysis, thus proving correctness of the type-based analysis.

The rest of the paper is organized as follows. Sect. 2 presents an overview of FlowCFL and briefly discusses applications of FlowCFL. Sect. 3 presents the dynamic semantics of flows. Sect. 4 presents CFL-reachability, G_{BI} , reference immutability, and the construction of G_{RI} . Sect. 5 details the correctness argument. Sect. 6 presents the type-based analysis, and Sect. 7 establishes equivalence between the type-based and CFL-based analyses. Sect. 8 discusses related work and Sect. 9 concludes.

2 OVERVIEW AND APPLICATIONS

2.1 Overview of FlowCFL

In a typical setting, reachability analysis reasons about flow from *sources* to *sinks*. FlowCFL assigns type *qualifier* to variables and fields. There are two basic qualifiers: pos, which denotes sources, and neg, which denotes sinks. We have

neg <: pos

where $q_1 <: q_2$ denotes q_1 is a subtype of q_2 . (q is also a subtype of itself $q <: q$.) Therefore, it is allowed to assign a neg variable to a pos one, i.e., a neg variable can flow to a pos one:

```
neg String n = ...;
pos String p = n;
```

However, it is not allowed to assign a pos variable to a neg one, i.e., a pos variable cannot flow to a neg one:

```
pos String p = ...;
neg String n = p; // error!
```

Note that this is the natural subtyping. Such subtyping is unsafe in the presence of mutable references [Bank et al., 1997, Sampson et al., 2011] and systems use *equality*, which is akin to the inverse edges in CFL-reachability. FlowCFL leverages reference immutability (e.g., ReIm [Huang et al., 2012b], Javari [Tschantz and Ernst, 2005]) to allow for safe but limited subtyping.

Once the sources and/or sinks are given, FlowCFL *infers* qualifiers for the rest of the variables. Roughly, if a source flows to a variable x , then x is pos; if a variable y flows to a sink, then y is neg. If inference fails, i.e., reports *error(s)*, then there may be a leak from a source to a sink. Otherwise, it is guaranteed that there is no flow from a source to a sink.

FlowCFL is context-sensitive (i.e., polymorphic) as illustrated by the following example. We elaborate on context sensitivity in Sects. 4–6.

```
1 poly String id(poly String p) {
2     return p;
3 }
4 pos String source = ...;
5 pos String x = id(source);

7 neg String y = ...;
8 neg String sink = id(y);
```

In the above example, the identity function `id` is context-sensitive. `id` is interpreted as `pos` in line 5 and it is interpreted as `neg` in line 8. FlowCFL precisely propagates `source` to `x` but not to `sink`; it propagates `sink` back to `y` but not to `source`. A context-insensitive system rejects the program as it merges flow through `id` and imprecisely decides that there is flow from `source` to `sink`.

From a practical point of view, FlowCFL supports two different settings of the problem. The *negative setting* assumes a set of initial sink annotations and propagates those sinks backwards, i.e., against the direction of the flow, towards program variables. Unaffected variables remain positive. The more precise the analysis, the fewer variables become `neg` and a larger number of variables remain `pos`. The *positive setting* assumes initial source annotations and propagates those sources forward. The well-known “taint-analysis” problem, which entails annotations on both sources and sinks, can be cast in either of the settings. FlowCFL can run in either the negative or positive setting; if it detects a conflict, i.e., a variable is annotated `pos` but is inferred `neg` (or in the positive setting, it is annotated `neg` but is inferred `pos`), it reports an error.

2.2 Applications

There is a wide variety of applications of FlowCFL. One prominent example, taint analysis for Android reasons about flow of sensitive data (e.g., phone data, location data) to untrusted sinks (e.g., the Internet, Sms texts). [Huang et al., 2015] and [Ernst et al., 2014], among others, describe type-based taint analysis that are instances of FlowCFL. Fig. 1 illustrates taint analysis for Android with FlowCFL. FlowCFL decides that there is flow from positive `sim`, the device SIM serial number (SSN), to negative `sg`, the body of the text message. Assuming inference in the negative setting, the analysis determines that `sim` is `neg`, which clashes with the designation of `sim` as source and `sim`’s `pos` type. The analysis issues an error that captures that source `sim` flows to sink `sg`.

```

1 public class Data {
2     String secret;
3     void set(String p) {
4         this.secret = p;
5     }
6     String get() {
7         return this.secret;
8     }
9 }

1 public class FieldSensitivity2 extends Activity {
2     protected void onCreate(Bundle b) {
3         Data dt = new Data();
4         TelephonyManager tm = (TelephonyManager)
5             getSystemService("phone");
6         pos String sim = tm.getSimSerialNumber();
7         dt.set(sim);
8         SmsManager sms = SmsManager.getDefault();
9         neg String sg = dt.get();
10        sms.sendTextMessage("+123",null,sg,null,null);
11    }
12 }

```

Fig. 1. FieldSensitivity2 is rephrased from DroidBench [Arzt et al., 2014, Fritz et al., 2013]. getSimSerialNumber in line 5 in FieldSensitivity2 retrieves sensitive telephony information and its return value is a source. The parameter of sendTextMessage in line 9 is a sink. There is flow from source sim to sink sg through the Data container and FlowCFL reports an error. We note that in actual implementations of taint analysis, there are no annotations in app code only in the Android SDK; we have annotated sim as pos and sg as neg in the above code purely for illustration purposes.

There are many instances of FlowCFL and different instances generally demand different settings. Type systems that underpin approximate computing [Bornholt et al., 2014, Carbin et al., 2013a, Holt et al., 2016, Sampson et al., 2011] are instances of FlowCFL. E.g., EnerJ [Sampson et al., 2011] can be expressed as an instance of FlowCFL in the negative setting. Secure computation, where reachability analysis can partition a program into a secure (and expensive) partition and a plaintext (and inexpensive) partition, is another area of application; the analysis can be expressed as an instance of FlowCFL in the positive setting [Dong et al., 2016]. We have implemented EnerJ [Sampson et al., 2011], Rely [Carbin et al., 2013a], DroidInfer [Huang et al., 2015], and JCrypt [Dong et al., 2016] as instances of FlowCFL (Appendix A describes the instantiations). The wide variety of applications motivates our study of FlowCFL and its connection to CFL-reachability.

2.3 Overview of CFL-reachability

FlowCFL is a type-based analysis but its underlying semantics is the classical CFL-reachability analysis [Reps, 1998, 2000, Reps et al., 1995]. CFL-reachability analysis proceeds in two phases. First, it constructs a flow graph representation of the program. Second, it reasons about reachability over the graph. Throughout the paper, we will work with the example in Fig. 2, which is a rephrase of the FieldSensitivity example in Fig. 1. CFL-reachability constructs the graph shown below. Annotations $(i \text{ and })_i$ model call-transmitted dependences. For example, edge $a \xrightarrow{6} p$ represents that at call site 6 in main a flows to parameter p of set, and edge $ret \xrightarrow{7} b$ represents that at call site 7 ret of get flows to b. Annotations w_f and r_f model heap-transmitted dependences. $p \xrightarrow{w_f} \text{this}_{set}$ models flow of p into field f of this_{set}, and $\text{this}_{set} \xrightarrow{r_f} ret$ models read of field f from this_{set} into ret.

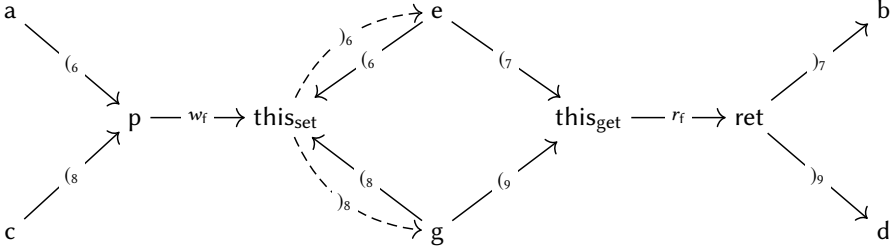
```

1 public class A {
2   B f;
3   void set(A this, B p) {
4     this.f = p;
5   }
6   B get(A this) {
7     ret = this.f;
8     return ret;
9   }
10 }

1 public class C {
2   public static void main(...) {
3     A e = new A();
4     A g = new A();
5     ...
6     e.set(a);
7     b = e.get();
8     g.set(c);
9     d = g.get();
10  }
11 }

```

Fig. 2. Running example. *a* in line 6 in main flows to *b* in line 7; *c* in line 8 flows to *d* in line 9. We make parameter *this* explicit.



The principal problem is to decide whether there is flow from one node to another and CFL-reachability analysis makes use of the call/return and write/read annotations to make the decisions. In our example, there is flow from *e* to *b* because the call and return annotations, $(_7$ and $)_7$ respectively, match. However, there is no flow from *e* to *d* because call annotation $(_7$ and return annotation $)_9$ do not match; they denote two distinct calls. Analogously, field write and field read annotations have to match, there is flow from *p* to *ret* because w_f and r_f denote a write and a read of the same field *f*. The analysis decides that there is flow from *a* to *b* and from *c* to *d*, however there is no flow from *a* to *d* or from *c* to *b*.

There are two notable points. The first point concerns inverse edges. In the example, there is a forward edge from *e* to *this_{set}* (solid: \rightarrow) and there is an inverse edge from *this_{set}* to *e* (dashed: \dashrightarrow) that reverses the direction of flow and the annotation; call annotation $(_6$ becomes return annotation $)_6$. The forward edge is a natural addition to the graph representing flow of receiver *e* to *this_{set}*. The inverse edge, however, is unnatural but it is necessary to discover the path from *a* to *e* and then to *b* as the *mutation*, i.e., update of *this_{set}* reverses flow. Standard reachability analysis adds an inverse edge for every forward edge (e.g., [Zhang and Su, 2017], [Lu and Xue, 2019]); in our example, every solid edge would have had a corresponding dashed edge in the standard G_{BI} . Our analysis takes into account reference immutability information and adds only the minimal number of inverse edges necessary to decide flow correctly; the graph shown is the G_{RI} . One key problem we address is to show that G_{BI} , and more interestingly G_{RI} , indeed capture all run-time flows. We define a dynamic semantics that formalizes run-time flows, in our example, the meaning of “*p* in context of invocation of *set* in line 6 flows to *ret* in context of invocation of

$cd ::= \text{class } C \text{ extends } D \{ \overline{fd} \overline{md} \}$	<i>class</i>
$fd ::= t \ f$	<i>field</i>
$md ::= t \ m(t \ \text{this}, \ t \ x) \{ \overline{t} \ \overline{y} \ s; \ \text{return } y \}$	<i>method</i>
$s ::= s; s \mid x = \text{new } t \mid x = y \mid x = y.f \mid y.f = x \mid x = y.m(z)$	<i>statement</i>
$t ::= q \ C$	<i>qualified type</i>
$q ::= \text{pos} \mid \text{poly} \mid \text{neg}$	<i>FlowCFL qualifier</i>

Fig. 3. Syntax. C and D are class names, f is a field name, m is a method name, and x, y, and z are names of local variables, formal parameters, or parameter this. As in the code examples, this is explicit. The syntax separates object creation from initialization (i.e., $x = \text{new } t()$ becomes $x = \text{new } t; x.\text{init}()$).

get in line 7” (Sect. 3). We proceed to define the construction of G_{BI} and G_{RI} (Sect. 4) and argue soundness, i.e., that G_{RI} does represent all run-time flows (Sect. 5). The second point concerns paths with interleaved call/return and write/read annotations. For example, the path from a to b involves matching call/return annotations, $(_6 \text{ and })_6$, as well as $(_7 \text{ and })_7$, and separately, matching write/read annotations w_f and r_f . Exact reasoning over such paths is undecidable [Reps, 2000]. We present a certain approximate reachability analysis over G_{RI} and show that type-based FlowCFL is equivalent to that analysis (Sect. 7). We interpret the seemingly different type-based FlowCFL in terms of CFL-reachability (Sect. 6).

3 DYNAMIC SEMANTICS

In this section we formalize the notion of flow in terms of a dynamic semantics. We restrict our core language to a “named form” in the style of Vaziri et al. [Dolby et al., 2012, Vaziri et al., 2010]. The language models Java with the syntax in Fig. 3, where the results of instantiations, field accesses, and method calls are immediately stored in a variable. Without loss of generality, we assume that methods have parameter this, and exactly one other formal parameter.

3.1 Stack Contexts and Chains

Stack contexts describe stack configurations at a point of program execution; as expected, they help formalize run-time local variables, such as the following: “p in context of invocation of set in line 6”. $\langle \text{main}, f_1, f_2 \dots f_n \rangle$ is the stack made up of main, followed by frame identifier f_1 corresponding to some callee m_1 in main, followed by f_2 for some callee m_2 in m_1 , etc, with frame f_n at the top of the stack. Each f_i has a unique identifier—if, say, m_2 is called again from the same call site in m_1 , that would entail a new frame and frame identifier at runtime. We use A, B, C, \dots to denote stack contexts. Local variables, naturally, are characterized by their stack context: we write x^A to denote local variable x in context A.

In our running example in Fig. 2, we have stack contexts $\langle \text{main}, f_1 \rangle$ and $\langle \text{main}, f_2 \rangle$ where f_1 corresponds to the frame of set invoked in line 6, and f_2 corresponds to the frame of set invoked in line 8. Variables in set are characterized by their stack context: we write $p^{\langle \text{main}, f_1 \rangle}$, $\text{this}^{\langle \text{main}, f_1 \rangle}$, etc.

The notion of the *chain* is essential in our treatment. Informally, there is a chain from x^A to y^B , denoted by (x^A, y^B) , if x^A flows to y^B . In Fig. 2 there is a chain from $p^{\langle \text{main}, f_1 \rangle}$ to $\text{ret}^{\langle \text{main}, f_3 \rangle}$ where f_3 is the frame that corresponds to the invocation of get in line 7. Similarly, there are chains $(a^{\langle \text{main} \rangle}, \text{ret}^{\langle \text{main}, f_3 \rangle})$, $(a^{\langle \text{main} \rangle}, b^{\langle \text{main} \rangle})$ among others. Chains are represented in G_{RI} by appropriately annotated paths. E.g., chain $(a^{\langle \text{main} \rangle}, \text{ret}^{\langle \text{main}, f_3 \rangle})$ is represented by path

$$a \xrightarrow{(_6)} p \xrightarrow{w_f} \text{this}_{\text{set}} \xrightarrow{)_6} e \xrightarrow{(_7)} \text{this}_{\text{get}} \xrightarrow{r_f} \text{ret}$$

The unmatched call annotation \langle_7 represents that a flows into frame f_3 where f_3 maps to call site 7 in the abstract. The string with unmatched call \langle_7 captures in the abstract the “difference” between contexts $\langle \text{main} \rangle$ and $\langle \text{main}, f_3 \rangle$.

The semantics is a standard small-step dynamic semantics extended with the treatment of chains. We write $\llbracket s \rrbracket(A, \mathbb{C}, \mathbb{S}, \mathbb{H}) = \mathbb{C}', \mathbb{S}', \mathbb{H}'$ to model execution of statement s in context A and its effect on chains \mathbb{C} , stack \mathbb{S} , and heap \mathbb{H} . Here \mathbb{C} is a map from variables y^B to *sets of sources* of chains that end at y^B . We say $(x^A, y^B) \in \mathbb{C}$ iff $y^B \in \text{Dom}(\mathbb{C})$ and $x^A \in \mathbb{C}(y^B)$. \mathbb{S} and \mathbb{H} are the standard maps from variables to objects o (map \mathbb{S}), and from object/field tuples $o.f$ to objects o' (map \mathbb{H}). Below we discuss the semantics of individual statements.

An assignment $x = y$ in context A records chains that end at x^A . There is a new chain $(v, x^A) \in \mathbb{C}'$ for every chain $(v, y^A) \in \mathbb{C}$, and there is a chain $(y^A, x^A) \in \mathbb{C}'$ that accounts for the flow from y to x . The transition on the stack is standard: x^A points to the object that y^A points to and the heap remains the same:

$$\text{ASSIGN } \llbracket x = y \rrbracket(A, \mathbb{C}, \mathbb{S}, \mathbb{H}) = \mathbb{C}[x^A \leftarrow \mathbb{C}(y^A) \cup \{y^A\}], \mathbb{S}[x^A \leftarrow \mathbb{S}(y^A)], \mathbb{H}$$

Field write $x.f = y$ records chains $(v, o.f)$ and field read $y' = x'.f$ references those chains to record $(v, (y')^A)$:

$$\begin{aligned} \text{WRITE } \llbracket x.f = y \rrbracket(A, \mathbb{C}, \mathbb{S}, \mathbb{H}) &= \mathbb{C}[o.f \leftarrow \mathbb{C}(y^A) \cup \{y^A\}], \mathbb{S}, \mathbb{H}[o.f \leftarrow o'] \\ &\quad \text{where } o = \mathbb{S}(x^A) \text{ and } o' = \mathbb{S}(y^A) \\ \text{READ } \llbracket y' = x'.f \rrbracket(A, \mathbb{C}, \mathbb{S}, \mathbb{H}) &= \mathbb{C}[(y')^A \leftarrow \mathbb{C}(o.f)], \mathbb{S}[(y')^A \leftarrow o'], \mathbb{H} \\ &\quad \text{where } o = \mathbb{S}(x'^A) \text{ and } o' = \mathbb{H}(o.f) \end{aligned}$$

Note that we do not record $o.f$ as a chain source in READ. It is an invariant of \mathbb{C} that the values in map \mathbb{C} are sets that contain only variables, e.g., x^A . We do record $o.f$ as chain target in WRITE because it serves as an intermediary in the chain from y in $x.f = y$ to y' in $y' = x'.f$. The semantics of chains elides heap objects, just as the static flow graph G_{RI} does (recall the graph in Sect. 2.3). The goal is to establish a connection between the concrete domain of chains and the abstract domain of annotated paths in the flow graph.

Allocation $x = \text{new } o$ creates the trivial chain (x^A, x^A) :

$$\text{ALLOC } \llbracket x = \text{new } o \rrbracket(A, \mathbb{C}, \mathbb{S}, \mathbb{H}) = \mathbb{C}[x^A \leftarrow \{x^A\}], \mathbb{S}[x^A \leftarrow o], \mathbb{H}[o.f \leftarrow \text{null}]$$

where o is a fresh object

Calls and returns are standard. A call entails a fresh frame identifier f , which is appended to context A to form the new context $A \oplus f$; calls record chains that reflect the standard flow from actuals to formals:

$$\begin{aligned} \text{CALL } \llbracket x = y.m(z) \rrbracket(A, \mathbb{C}, \mathbb{S}, \mathbb{H}) &= \mathbb{C}[\text{this}^{A \oplus f} \leftarrow \mathbb{C}(y^A) \cup \{y^A\}][p^{A \oplus f} \leftarrow \mathbb{C}(z^A) \cup \{z^A\}], \\ &\quad \mathbb{S}[\text{this}^{A \oplus f} \leftarrow \mathbb{S}(y^A)][p^{A \oplus f} \leftarrow \mathbb{S}(z^A)], \mathbb{H} \\ &\quad \text{where } f \text{ is a fresh frame identifier} \end{aligned}$$

A return from context $A \oplus f$ creates chains with target x^A ; these chains are due to the standard flow from $\text{ret}^{A \oplus f}$ to the left-hand side of the return assignment x^A :

$$\text{RET } \llbracket x = y.m(z) \rrbracket(A \oplus f, \mathbb{C}, \mathbb{S}, \mathbb{H}) = \mathbb{C}[x^A \leftarrow \mathbb{C}(\text{ret}^{A \oplus f}) \cup \{\text{ret}^{A \oplus f}\}], \mathbb{S}[x^A \leftarrow \mathbb{S}(\text{ret}^{A \oplus f})], \mathbb{H}$$

The following lemma allows us to express the points-to relation entailed by \mathbb{S} and \mathbb{H} in terms of the reachability relation entailed by \mathbb{C} . If a variable x^A points to some object o , then there is a chain (w^B, x^A) in \mathbb{C} where w^B is the local variable at the left-hand side of the allocation site of o . If we have $x.f = y$ in context A followed by $y' = x'.f$ in context A' , where x and x' point to the same object o , then there is flow from y to y' . The flow is expressed via paths that capture chains

(w^B, x^A) and $(w^B, (x')^A)$. The key idea is that in the abstract, we have a path from w to x and an *inverse path* from x to w . The inverse path $x \rightsquigarrow w$ “combines” with the path $w \rightsquigarrow x'$ which leads to a path $x \rightsquigarrow x'$ and subsequently $y \rightsquigarrow y'$. Recall Fig. 2 and the accompanying graph:

$$\text{this}_{\text{set}} \xrightarrow{)_6} e \text{ and } e \xrightarrow{(_7} \text{this}_{\text{get}} \text{ give rise to } p \xrightarrow{w_f} \text{this}_{\text{set}} \xrightarrow{)_6} e \xrightarrow{(_7} \text{this}_{\text{get}} \xrightarrow{r_f} \text{ret}$$

which abstracts the chain from $p^{\langle \text{main}, f_1 \rangle}$ to $\text{ret}^{\langle \text{main}, f_3 \rangle}$. We elaborate later in the paper.

LEMMA 3.1. *For every state $\mathbb{C}, \mathbb{S}, \mathbb{H}$ and every object $o \in \mathbb{H}$*

- $\mathbb{S}(x^A) = o \Rightarrow (w^B, x^A) \in \mathbb{C} \text{ and}$
- $\mathbb{H}(o'.f) = o \Rightarrow (w^B, o'.f) \in \mathbb{C}$

where $w = \text{new } C \text{ in context } B \text{ is the creation site of } o$.

PROOF. Given transition $\llbracket s \rrbracket(A, \mathbb{C}, \mathbb{S}, \mathbb{H}) = \mathbb{C}', \mathbb{S}', \mathbb{H}'$ we show, via case-by-case analysis, that if the lemma holds on $\mathbb{C}, \mathbb{S}, \mathbb{H}$ then it holds on $\mathbb{C}', \mathbb{S}', \mathbb{H}'$. Consider ALLOC. The only change is in \mathbb{S} where $\mathbb{S}'(x^A)$ now points to a fresh heap object o . \mathbb{C}' adds (w^A, w^A) which establishes the lemma. The remaining points-to relations have not changed and the inductive hypothesis entails the lemma. The rest of the statements follow analogously. \square

3.2 Operations on Contexts

Next we define several useful operations on stack contexts. $A - B$ is defined when B is a prefix of A ; it removes B from A . $A \leq B$ is true if and only if A is a prefix of B . ΔAB denotes the “difference” between context A and context B . At the level of the dynamic semantics, ΔAB is defined as the tuple $(A - D, B - D)$, where D is the longest common prefix of A and B . Such a prefix clearly exists, in the worst case it is *main*.

Returning to Fig. 2, consider the flow from p in context $\langle \text{main}, f_2 \rangle$ of *set*, to *ret* in context $\langle \text{main}, f_3 \rangle$ of *get* (recall that f_3 is the frame invoked in line 7). We have:

$$\Delta \langle \text{main}, f_2 \rangle \langle \text{main}, f_3 \rangle = (\langle f_2 \rangle, \langle f_3 \rangle)$$

Informally, the first term in the tuple is the sequence of *returns* and the second term is the sequence of *calls* that happen when state transitions from A to B . In the example, stack state transitions from $\langle \text{main}, f_2 \rangle$ to $\langle \text{main}, f_3 \rangle$, by first returning from f_2 into *main* then calling into f_3 from *main*.

In Sect. 5 we define an abstraction function over stack contexts and ΔAB that helps establish that for every chain from x^A to y^B , G_{BI} and G_{RI} contain appropriately annotated paths from x to y . As stated earlier, a key difficulty arises in the reasoning about inverse edges.

4 CFL-REACHABILITY

Sect. 4.1 describes the construction of G_{BI} . Sect. 4.2 argues that there is inherent imprecision in G_{BI} . Sect. 4.3 discusses reference immutability and Sect. 4.4 describes the construction of G_{RI} based on knowledge of reference immutability.

4.1 Bidirectional Flow Graph G_{BI}

As it is customary for CFL-reachability, we build a static *flow graph* that represents data dependencies between variables. The nodes in the graph are (context-insensitive) program variables, e.g., x, y, this . The edges capture flow from one variable to another and paths capture dynamic chains as defined in Sect. 3. The standard approach in the presence of mutable data is to build a *bidirectional* flow graph (as in [Chatterjee et al., 2018, Sampson et al., 2011, Shankar et al., 2001, Späth et al.,

2019, Sridharan and Bodík, 2006, Xu et al., 2009, Zhang and Su, 2017] among other works) where *inverse edges* handle updates safely. We call this graph G_{BI} . Below we describe the semantics of G_{BI} construction. Solid arrows \rightarrow denote forward edges, and dashed arrows \dashrightarrow denote inverse edges.

An assignment statement contributes *direct* (i.e., intraprocedural) edges as follows:

$$\text{ASSIGN } \llbracket x = y \rrbracket(G_{BI}) = G_{BI} \cup \{y \xrightarrow{d} x\} \cup \{x \dashrightarrow^d y\}$$

A field write statement $x.f = y$ contributes a forward edge from y to x annotated with w_f and an inverse edge from x to y annotated with r_f :

$$\text{WRITE } \llbracket x.f = y \rrbracket(G_{BI}) = G_{BI} \cup \{y \xrightarrow{w_f} x\} \cup \{x \dashrightarrow^{r_f} y\}$$

The meaning of the forward edge is that y flows (is written) into field f of x . The corresponding inverse edge reverses the direction of the flow and the field annotation, denoting that field f of x is read into y . Similarly, a field read statement $y' = x'.f$ contributes

$$\text{READ } \llbracket y' = x'.f \rrbracket(G_{BI}) = G_{BI} \cup \{x' \dashrightarrow^{r_f} y'\} \cup \{y' \xrightarrow{w_f} x'\}$$

The following example illustrates once again the need for inverse edges. From now on, we will underline sinks in the graphs to improve readability.

$$\begin{array}{l} 1 \quad x = y; \\ 2 \quad A \ a = \dots; \\ 3 \quad x.f = a; \\ 4 \quad \text{neg } A \ b = y.f; \end{array} \quad \Rightarrow \quad a \xrightarrow{w_f} x \dashrightarrow^{r_f} y \xrightarrow{w_f} \underline{b}$$

Inverse edge $x \dashrightarrow^d y$ is necessary to establish the path from a to b .

A method call (method entry) creates the expected forward *call* edges from actual arguments to formal parameters and the inverse *return* edges:

$$\text{CALL } \llbracket i: x = y.m(z) \rrbracket(G_{BI}) = G_{BI} \cup \{y \xrightarrow{(i)} \text{this}\} \cup \{z \xrightarrow{(i)} p\} \cup \{\text{this} \dashrightarrow^{(i)} y\} \cup \{p \dashrightarrow^{(i)} z\}$$

The standard CFL-reachability annotation (i) marks call entry at call site i . A method return (exit) creates a *return* edge from the return value to the left-hand-side of the call assignment, plus the inverse *call* edge:

$$\text{RET } \llbracket i: x = y.m(z) \rrbracket(G_{BI}) = G_{BI} \cup \{\text{ret} \xrightarrow{(i)} x\} \cup \{x \dashrightarrow^{(i)} \text{ret}\}$$

The CFL-reachability problem is to decide whether there is a path from x to y in G_{BI} with properly matched call/ret annotations, and properly matched write/read annotations. Note the arbitrary interleaving of $(,)$ and w, r annotations. Due to recursion in both call-transmitted and heap-transmitted dependences, the CFL-reachability problem is undecidable [Reps, 2000] and analyses have to adopt approximations. One approximation essentially replaces all (i) and $)_j$ with d annotations and leaves all w, r annotations, thus treating call-transmitted dependences context-insensitively and heap-transmitted dependences fully precisely. This approach is known as CIFS (contest-insensitive, field-sensitive) CFL-reachability [Zhang and Su, 2017]. Another approximation replaces all w_f and r_g annotations with d thus treating call-transmitted dependences fully precisely and heap-transmitted dependences approximately. This approach is known as CSFI (context-sensitive, field-insensitive) CFL-reachability. Consider the CR and PG context-free grammars in Fig. 4. CSFI amounts to PG-reachability, i.e., if the path from x to y is in the language $L(\text{PG})$, then y is PG-reachable from x . Analogously, CIFS amounts to CR-reachability, i.e., if the path from x to y is in $L(\text{CR})$, then y is CR-reachable from x . There are many approximations in the literature.

$R ::=)_i \mid)_i M \mid)_i R \mid M R$	$G ::= r_f \mid r_f B \mid r_f G \mid B G$
$C ::= (_i \mid (_i M \mid (_i C \mid M C$	$P ::= w_f \mid w_f B \mid w_f P \mid B P$
$M ::= d \mid (_i M)_i \mid d M \mid (_i M)_i M$	$B ::= d \mid w_f B r_f \mid d B \mid w_f B w_f B$

(a) Call-Return (CR) CFG

(b) Put-Get (PG) CFG

Fig. 4. The CR grammar in (a) captures well-formed call-transmitted paths. R captures strings with outstanding (R)eturn edges, e.g., $(_1 d)_1)_2$. C captures strings with outstanding (C)all edges, e.g., $(_1$, and M captures same-level paths, i.e., paths with matching call and return edges, e.g., $(_1 d)_1$. The PG grammar in (b) captures heap-transmitted paths. P captures strings with outstanding [G]etfield (i.e., field read) edges, e.g., $w_f d r_f$. P captures strings with outstanding [P]utfield (i.e., field write) edges, e.g., $w_f d$. Finally, B captures strings with matching field write and field read edges, e.g., $w_f d r_f$.

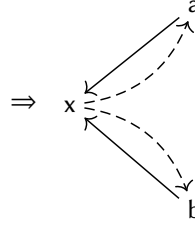
4.2 Imprecision in G_{BI}

Bidirectionality of G_{BI} causes imprecision. Consider the example:

```

1  if (c) {
2    x = a;
3  }
4  else {
5    x = b;
6  }

```



The two forward edges have corresponding inverse edges, creating paths from x to b and from a to b . If b is negative, then both x and a spuriously become negative. The imprecision propagates, “polluting” variables throughout the program.

[Zhang and Su, 2017] report that linear conjunctive reachability over G_{BI} , a novel highly-precise CFL-reachability technique, achieves only modest improvement compared to CSFI over G_{BI} ; they conjecture that this is due to the bidirectionality of G_{BI} . In contrast, the technique achieves substantial precision improvement over G_{RI} [Zhang and Su, 2017]. (Recall that G_{RI} is the strict subgraph of G_{BI} that avoids certain inverse edges; we describe reference immutability and the construction of G_{RI} in Sect. 4.3 and Sect. 4.4.) Similarly, [Milanova and Huang, 2013] report substantial negative impact of bidirectionality on taint analysis—a taint analysis that removes infeasible edges based on reference immutability information infers 20% to 79% fewer negative variables compared to a taint analysis on the bidirectional graph. (Recall that the goal of taint analysis is to propagate negative sinks to as few program variables as possible.)

We conducted experiments using the implementation and benchmarks of DroidInfer [Huang et al., 2015] that are made publicly available with the artifact of DroidInfer.¹ We ran the analysis on 77 Android apps from the artifact, excluding apps that crashed and apps that contained 0 sources or 0 sinks. We ran the taint analysis over G_{BI} and over G_{RI} . *Analysis over G_{RI} reduced the number of reported errors by 41% on average per app compared to G_{BI} . An error essentially corresponds to a (source, sink) pair, or in other words, to a report of flow from source to sink; the analysis proved*

¹The artifact is publicly available at <https://www.cs.rpi.edu/~dongy6/issta-artifact-2015/issta-artifact-2015.zip>; the code is available at <https://github.com/proganalysis/type-inference>.

120% more apps safe compared to analysis over G_{BI} . These results confirm that removing infeasible inverse edges benefits analysis precision.

Inverse edges capture bidirectionality of aliasing. Suppose reference x flows to x' . Then for all fields f , $x.f$ and $x'.f$ are aliases. If there is a *write* into $x'.f$ then we should be able to *read* that value out of $x.f$ and the inverse path from x' to x enables that. However, if x' is an immutable reference, then there is no need for the inverse path from x' to x .

4.3 Reference Immutability

A key goal of this work is to formalize the notion of the inverse edge and understand the role of reference immutability in removing infeasible inverse edges. Reference immutability [Huang et al., 2012b, Milanova, 2018, Tschantz and Ernst, 2005] ensures that a *readonly* (also called immutable) reference cannot be used to mutate the state of the object it refers to, including its transitive state. For example, x is not readonly in $y = x; y.f = z$; because it is used in a way that leads to a mutation of the object it references; similarly x is not readonly in $y.f = x; z = y; w = z.f; w.g = 10$.

Reference immutability semantics is typically described in terms of a type system, most notably Javari [Tschantz and Ernst, 2005] and Relm [Huang et al., 2012b]. Recent work has shown that it can be described in terms of CFL-reachability as well [Milanova, 2018]. In this paper, we largely follow the CFL-reachability interpretation of Relm given in [Milanova, 2018].

In the style of Sect. 4.1, we analyze each program statement and build a *reference immutability graph* G then decide immutability/mutability of references based on reachability over G . Informally, x is mutable if it reaches a variable that is updated, such as y and w above. An assignment statement contributes the following forward edge to G . Notably, there are no inverse edges in reference immutability:

$$\text{ASSIGN } \llbracket x = y \rrbracket(G) = G \cup \{y \xrightarrow{d} x\}$$

Similarly to Sect. 4.1 a method call creates call and return forward edges as expected:

$$\text{CALL/RET } \llbracket i : x = y.m(z) \rrbracket(G) = G \cup \{y \xrightarrow{(i)} \text{this}\} \cup \{z \xrightarrow{(i)} p\} \cup \{\text{ret} \xrightarrow{(i)} x\}$$

A difference with Sect. 4.1 arises in the handling of heap-transmitted dependences. Together, a pair of field write $x.f = y$ and field read $y' = x'.f$ contribute the following edges

$$\text{WRITE/READ } \llbracket x.f = y, y' = x'.f \rrbracket(G) = G \cup \{y \xrightarrow{d} x.f \xrightarrow{a} x'.f \xrightarrow{d} y'\} \cup \{x' \xrightarrow{d} x'.f\}$$

The first set of edges creates a path from y to y' . Here $x.f \xrightarrow{a} x'.f$ is an *approximate edge*. In terms of Reps' terminology [Reps, 2000], the reference immutability semantics models heap-transmitted dependences approximately. The approximation comes from the fact that regardless of whether $x.f$ and $x'.f$ are aliases, the semantics propagates y' back to y . If there is an update of y' , e.g., $y'.g = 5$, y will be determined mutable. This is precisely what makes inverse edges unnecessary here. A field read contributes an additional edge $x' \xrightarrow{d} x'.f$ needed to capture mutation to transitive state. If there is a mutation of y' , this last edge propagates the mutation back to x' .

An *update* is a node y such that there is a write statement of the form $y.f = z$. Essentially, we are interested if there is an “appropriately annotated” path in G from a reference x to an update node. For example, consider the code and its corresponding graph G . id is the standard identity function:

$$i : x = \text{id}(y); z = x; w = z.f; w.g = 10; \quad \Rightarrow \quad y \xrightarrow{(i)} p \xrightarrow{d} \text{ret} \xrightarrow{(i)} x \xrightarrow{d} z \xrightarrow{d} z.f \xrightarrow{d} w$$

There is a path from y to the update w with properly matched parenthesis which means that y is a mutable reference; the object o that y refers to is modified through y as the assignment of y to parameter p of id leads to the mutation $o.f.g = 10$.

A *call-transmitted* path contains no approximate edges and it is well-formed in CR, i.e., its annotations form a string in $L(CR)$ (recall Fig. 4(a)). A *heap-transmitted* path is made up of call-transmitted paths interleaved with approximate edges. Let U denote the set of all call-transmitted and heap-transmitted paths to updates in G . We break paths in U into 2 categories: (1) *M/C-paths* and (2) *R-paths*. A path in U is an *M/C-path* if and only if the annotations on the *leading*, i.e., first, call-transmitted path form a string in the language described by M (i.e., calls and returns balance out), or they form a string in the language described by C (i.e., outstanding calls). For example, $e \xrightarrow{\langle_6} \text{this}_{\text{set}} \xrightarrow{\text{d}} \text{this}_{\text{set}}.f \xrightarrow{\text{d}} \text{ret} \xrightarrow{\rangle_7} \underline{b}$ (leading call-transmitted path is an *M-path*) and $a \xrightarrow{\langle_6} p \xrightarrow{\text{d}} \text{this}_{\text{set}}.f \xrightarrow{\text{a}} \text{this}_{\text{set}}.f \xrightarrow{\text{d}} \text{ret} \xrightarrow{\rangle_7} \underline{b}$ (leading call-transmitted path is a *C-path*)

- (1) Examples of *M/C-paths*, following the graph in Sect. 2.3, include (assuming b is an update):

$e \xrightarrow{\langle_7} \text{this}_{\text{set}} \xrightarrow{\text{d}} \text{this}_{\text{set}}.f \xrightarrow{\text{d}} \text{ret} \xrightarrow{\rangle_7} \underline{b}$ (leading call-transmitted path is an *M-path*)
and

$a \xrightarrow{\langle_6} p \xrightarrow{\text{d}} \text{this}_{\text{set}}.f \xrightarrow{\text{a}} \text{this}_{\text{set}}.f \xrightarrow{\text{d}} \text{ret} \xrightarrow{\rangle_7} \underline{b}$ (leading call-transmitted path is a *C-path*)

- (2) examples of *R-paths* include (again assuming b is an update):

$\text{this}_{\text{set}} \xrightarrow{\text{d}} \text{this}_{\text{set}}.f \xrightarrow{\text{d}} \text{ret} \xrightarrow{\rangle_7} \underline{b}$

Reference immutability [Huang et al., 2012b, Milanova, 2018, Tschantz and Ernst, 2005] classifies variables as follows:

- x is mutable if there is an *M/C-path* from x to an update
- x is poly if there is no *M/C-path* but there is an *R-path* from x to an update
- x is readonly if there is neither *M/C-path* nor *R-path* from x to an update

In the above examples e and a are both mutable and this_{set} and ret are poly, due to the *R-paths* to the update. If we removed the assumption that b is an update, then e , a , this_{set} and ret above would be readonly. Intuitively, an *M/C-path* from x unequivocally makes x mutable—mutation is immediate or within the immediate call. An *R-path* does not necessarily make x mutable; it is mutable in the context of the *R-path*, but it may be readonly in the context of other paths. For example, mutable $b = e.\text{get}()$ makes this_{set} mutable in the context of this path (precisely the *R-path* above), however, readonly $d = g.\text{get}()$ leaves this_{set} readonly in the context of this different path: $\text{this}_{\text{set}} \xrightarrow{\text{d}} \text{this}_{\text{set}}.f \xrightarrow{\text{d}} \text{ret} \xrightarrow{\rangle_9} d$.

Lastly, we summarize the *adaptation operation* [Dietl et al., 2011, Huang et al., 2012b] which plays a role in the theorem that proves soundness of CFL-reachability over G_{RI} . Viewpoint adaptation, written as $x \triangleright p$, interprets the immutability type of p in the context of x . We simplify the adaptation notation to work on variables rather than immutability qualifiers. $x \triangleright p$ refers to the immutability types of x and p , not to the variables themselves.

- $x \triangleright \text{readonly} = \text{readonly}$
- $x \triangleright \text{mutable} = \text{mutable}$
- $x \triangleright \text{poly} = x$

A readonly or mutable p remains as is, regardless of the context x . A poly p takes the type of x , which makes adaptation interesting. In reference immutability, left-hand sides x of call assignments

serve as contexts of adaptation. This is because, intuitively, there are multiple paths from a poly variable p in m , one through each one of the left-hand sides of calls to m ; the mutability status of each path is determined by the left-hand side of the call. If $i : x = m(z)$ is such that x is mutable, then p is mutable at i . Returning to the examples above, at mutable $b = e.get()$ we have $b \triangleright this_{get} = \text{mutable}$ and $b \triangleright ret = \text{mutable}$ reflecting that $this_{get}$ and ret are mutable at the call to get at 7 because the left-hand side, i.e., the context b is mutable. In contrast, at readonly $d = g.get()$ we have $d \triangleright this_{get} = \text{readonly}$ and $d \triangleright ret = \text{readonly}$.²

We generalize adaptation to a sequence of contexts, e.g., $x_i \triangleright x_j \triangleright x_k \triangleright ret$ adapts ret in a larger context. Suppose ret is poly, and left-hand-sides x_k at call k and x_j at call j are poly, however, x_i at the outermost call site i is readonly; ret in context $x_i \triangleright x_j \triangleright x_k$ is readonly.

```

1  A id0(A p0) { ret0 = p0; }
3  A id1(A p1) { ret1 = id0(p1); }
5  A id2(A p2) { ret2 = id1(p2); }
6  ...
7  mutable b = id2(a);
8  b.f = z;
9  readonly d = id2(c);

```

In the above example, $ret0$, $p0$, $ret1$, $p1$, $ret2$, and $p2$ are all poly due to the R -paths to update b . In context 7 $ret0$ is interpreted as $b \triangleright ret2 \triangleright ret1 \triangleright ret0 = \text{mutable} \triangleright \text{poly} \triangleright \text{poly} \triangleright \text{poly} = \text{mutable}$. $b \triangleright ret2 \triangleright ret1$ abstracts the stack context of $id0$ that line 7 initiates.

4.4 Flow Graph G_{RI}

We use reference immutability to build a new flow graph G_{RI} without certain infeasible inverse edges. In summary, explicit and implicit assignments forgo inverse edges if the left-hand-side of the assignment is readonly as illustrated by the rule for assignment statement.

$$\text{ASSIGN} \quad \llbracket x = y \rrbracket(G_{RI}) = \begin{cases} G_{RI} \cup \{y \xrightarrow{d} x\} \cup \{x \xrightarrow{d} y\} & \text{if } x \text{ is not readonly} \\ G_{RI} \cup \{y \xrightarrow{d} x\} & \text{otherwise} \end{cases}$$

The rules for WRITE, READ, CALL and RET are analogous. CALL $i : x = y.m(z)$ adds inverse edge $this \xrightarrow{i} y$ when $x \triangleright this \neq \text{readonly}$, and it adds $p \xrightarrow{i} z$ when $x \triangleright p \neq \text{readonly}$. RET adds $x \xrightarrow{i} ret$ when $x \triangleright ret \neq \text{readonly}$.

Consider the example in Fig. 5. p and y are updates and therefore mutable, and z is mutable as well due to the C -path to update p : $z \xrightarrow{7} p$. x and ret are poly due to the R -path $x \xrightarrow{d} ret \xrightarrow{7} y$. However, w , a , b , as well as fields f and g are readonly, as there is neither M/C -path nor R -path to an update. The rules above entail only 3 inverse edges: (1) $p \xrightarrow{7} z$, (2) $y \xrightarrow{7} ret$, and (3) $ret \xrightarrow{d} x$, precisely the edges needed to capture the path from a to b .

Our key result is that paths in G_{RI} with properly matched w/r and call/ret annotations capture all chains as defined in Sect. 3.

²Standard viewpoint adaptation [Dietl et al., 2011] uses the receiver as context of adaptation, e.g., in $x = y.m(z)$, the context of adaptation is y . The use of left-hand side x is non-standard and reflects the specific semantics of reference immutability; [Huang et al., 2012b] elaborates on this.

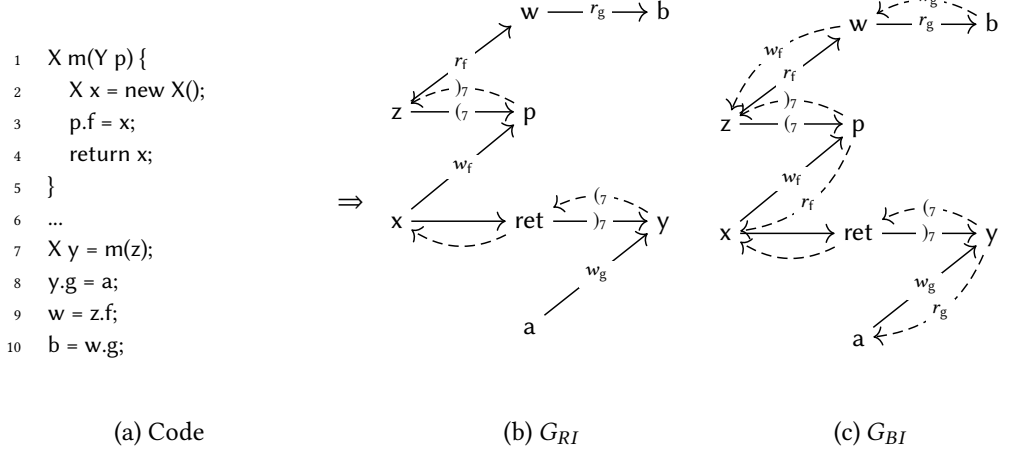


Fig. 5. An example contrasting G_{RI} and G_{BI} . G_{RI} retains the path from a to b but avoids multiple infeasible paths from G_{BI} , e.g., the path from b to a.

5 SOUNDNESS OF CFL-REACHABILITY OVER G_{RI}

To prove soundness of reachability over G_{RI} , we first define the abstraction function $\alpha(A)$ over stack contexts A :

$$\alpha(\langle \text{main}, f_1, f_2 \dots f_n \rangle) = \langle i_1, i_2 \dots i_n \rangle$$

where i_1, i_2, \dots, i_n are the static call sites that triggered frames f_1, f_2, \dots, f_n . $\alpha(A)$ extends to partial contexts A as follows: $\alpha(\langle f_2 \dots f_n \rangle) = \langle i_2 \dots i_n \rangle$.

$$\alpha(B) \triangleright y = \alpha(\langle \text{main}, f_1, f_2 \dots f_n \rangle) \triangleright y = x_{i_1} \triangleright x_{i_2} \triangleright \dots \triangleright x_{i_n} \triangleright y$$

where $x_{i_1}, x_{i_2}, \dots, x_{i_n}$ are the left-hand sides of call assignments i_1, i_2, \dots, i_n .

We define the abstract difference, $\alpha(\Delta AB)$, as the tuple $(\alpha(A - D), \alpha(B - D))$ where D is the longest common prefix of A and B . We will denote these tuples as $(ret, call)$ as $\alpha(A - D)$ abstracts a certain *return sequence* and $\alpha(B - D)$ abstracts a certain *call sequence* as we discussed in Sect. 3.2. We define the concatenation operation over abstract differences as follows:

$$(ret_1, call_1) \oplus (ret_2, call_2) = \begin{cases} (ret_1, (call_1 - ret_2) + call_2) & \text{if } ret_2 \text{ is a suffix of } call_1 \\ (ret_1 + (ret_2 - call_1), call_2) & \text{if } call_1 \text{ is a suffix of } ret_2 \\ \text{undefined} & \text{otherwise} \end{cases}$$

In the above, we overload *minus* $-$ to subtract a suffix, not just a prefix of a string and $+$ is just standard string concatenation. Consider $\alpha(\Delta AB) = (\alpha(A - D), \alpha(B - D)) = (ret_1, call_1)$ and $\alpha(\Delta BC) = (\alpha(B - E), \alpha(C - E)) = (ret_2, call_2)$. If we think of *ret* strings as strings of closing parentheses, i.e., $ret = \langle i_1, i_2 \dots i_n \rangle =)_{i_n} \dots)_{i_2})_{i_1}$, and of *call* strings as strings of opening parentheses, i.e., $call = \langle j_1, j_2 \dots j_m \rangle = (_{j_1} (_{j_2} \dots (_{j_m}$, then concatenation cancels out call annotations $(_{j_k}$ and return annotations $)_{i_k}$. For the remainder of this section we will interpret $\alpha(\Delta AB)$ to mean both the tuple $(ret, call)$ as defined above and the string $)_{i_n} \dots)_{i_2})_{i_1} (_{j_1} (_{j_2} \dots (_{j_m}$. In the abstract domain, graph G_{RI} , we will be looking at paths from x to y ; a chain (x^A, y^B) will map into a path from x to y in G_{RI} such that the string of unmatched call and return annotations on that path is exactly $\alpha(\Delta AB)$. If $call_1 = \alpha(B - D)$ is longer than $ret_2 = \alpha(B - E)$, then $\alpha(B - D)$ cancels out $\alpha(B - E)$ and the outstanding call annotations are prepended onto $\alpha(C - E)$. Analogously, if $\alpha(B - E)$ is longer than $\alpha(B - D)$ then $\alpha(B - E)$ cancels out $\alpha(B - D)$, and the outstanding return annotations are appended

to $ret_1 = \alpha(A - D)$. If neither $call_1$ cancels out ret_2 , nor ret_2 cancels $call_1$, then concatenation is undefined because the strings represent distinct runtime contexts.

As an example, return to Fig. 2. $p^{\langle main, f_1 \rangle}$ flows to $ret^{\langle main, f_3 \rangle}$, and we are interested in the abstract difference $\alpha(\Delta\langle main, f_1 \rangle\langle main, f_3 \rangle)$ which is $(\langle 6 \rangle, \langle 7 \rangle)$ or just the string $\rangle_6\langle 7$. Similarly, since $ret^{\langle main, f_3 \rangle}$ flows to $b^{\langle main \rangle}$ we are interested in $\alpha(\Delta\langle main, f_3 \rangle\langle main \rangle)$ which is just \rangle_7 , with an empty call sequence. $\rangle_6\langle 7 \oplus \rangle_7$ equals \rangle_6 .

The concatenation lemma below states that if we have the strings $\alpha(\Delta AB)$ and $\alpha(\Delta BC)$ their concatenation as defined above produces $\alpha(\Delta AC)$, precisely the abstraction of ΔAC .

LEMMA 5.1. $\alpha(\Delta AB) \oplus \alpha(\Delta BC) = \alpha(\Delta AC)$

PROOF. Let $\alpha(\Delta AB) = (\alpha(A - D), \alpha(B - D)) = (ret_1, call_1)$ and let $\alpha(\Delta BC) = (\alpha(B - E), \alpha(C - E)) = (ret_2, call_2)$. Here D is the longest common prefix of A and B and E is the longest common prefix of B and C . There are two cases, (1) $D \leq E$ and (2) $E \leq D$. We argue case (1), case (2) is analogous. Since $D \leq E$, it follows that $ret_2 = \alpha(B - E)$ is a suffix of $call_1 = \alpha(B - D)$. By the definition of concatenation above we have

$$\alpha(\Delta AB) \oplus \alpha(\Delta BC) = (\alpha(A - D), \alpha(C - E) + \alpha(E - D)) = (\alpha(A - D), \alpha(C - D))$$

It remains to make the argument that D is the longest common prefix of A and C which is true because $E - D$ does not overlap with $A - D$ or otherwise the longest common prefix of A and B would have been longer than D . Therefore $(\alpha(A - D), \alpha(C - D)) = \alpha(\Delta AC)$ which establishes the statement. \square

Our main theorem, Theorem 5.2, shows that every chain (x^A, y^B) in \mathbb{C} is represented by an appropriately annotated path from x to y in G_{RI} . We write $x \overset{\alpha(\Delta AB)}{\rightsquigarrow} y$ to denote the existence of a path from x to y in G_{RI} with a string $s \in L(PG) \cap L(CR)^3$, where the PG (i.e., w and r) component of s is balanced, and the CR (i.e., $($ and $)$) component of s contains exactly the $\alpha(A - D)$ string of unbalanced returns, followed by the $\alpha(B - D)$ string of unbalanced calls. (D is the longest common prefix as expected.) As an example, consider $x \xrightarrow{w_f} p \xrightarrow{\rangle_7} z \xrightarrow{r_f} w$ in Fig. 5(b); the field component is balanced while the call/ret component reflects that x flows from the context of the call at line 7 back into main. It is easy to see that if there is a path $x \overset{\alpha(\Delta AB)}{\rightsquigarrow} y$ and a path $y \overset{\alpha(\Delta BC)}{\rightsquigarrow} z$, then there is a path $x \overset{\alpha(\Delta AB) \oplus \alpha(\Delta BC)}{\rightsquigarrow} z$. By the concatenation lemma, this is exactly $x \overset{\alpha(\Delta AC)}{\rightsquigarrow} z$.

THEOREM 5.2. *Let $\mathbb{C}, \mathbb{S}, \mathbb{H}$ be a program state and let $(x^A, y^B) \in \mathbb{C}$. The following statements are true.*

- *There is a path $x \overset{\alpha(\Delta AB)}{\rightsquigarrow} y$ in G_{RI} .*
- *If $\alpha(B) \triangleright y$ is mutable according to reference immutability (Relm), then there is an inverse path $y \overset{\alpha(\Delta BA)}{\rightsquigarrow} x$ in G_{RI} .*

A corollary is that if y is an update, i.e., we have a write $y.f = z$, then there is an inverse path $y \overset{\alpha(\Delta BA)}{\rightsquigarrow} x$ in G_{RI} . (By definition Relm types an update as mutable and therefore $\alpha(B) \triangleright y$ is mutable; the inverse path follows from the second clause of the theorem.) An inverse path is not necessarily made up of inverse edges, it is just the “inverse” of $x \overset{\alpha(\Delta AB)}{\rightsquigarrow} y$.

PROOF. The prove is by standard induction and case-by-case analysis of program statements. Given transition $\llbracket s \rrbracket(A, \mathbb{C}, \mathbb{S}, \mathbb{H}) = \mathbb{C}', \mathbb{S}', \mathbb{H}'$ if the lemma holds on *all states* up to $\mathbb{C}, \mathbb{S}, \mathbb{H}$, including

³As it is standard, for the purposes of the intersection, we extend the alphabets of grammars PG and CR to include the symbols of the other grammar.

$\mathbb{C}, \mathbb{S}, \mathbb{H}$, then it holds on $\mathbb{C}', \mathbb{S}', \mathbb{H}'$. We note that even though the structure of the proof is standard, the treatment of individual statements is involved.

Case 1. Consider statement $x = y$. By the inductive hypothesis, there is a path $v \xrightarrow{\alpha(\Delta AB)} y \in G_{RI}$ for every $(v^A, y^B) \in \mathbb{C}$. Since there is an edge $y \rightarrow x \in G_{RI}$ (by construction of G_{RI}), there is a path $v \xrightarrow{\alpha(\Delta AB)} x \in G_{RI}$. To show the second clause of the theorem, assume $\alpha(B) \triangleright x$ is mutable. Therefore, $\alpha(B) \triangleright y$ is mutable, and by the inductive hypothesis there is an inverse path $y \xrightarrow{\alpha(\Delta BA)} v \in G_{RI}$. $\alpha(B) \triangleright x = \text{mutable}$ implies that x is either poly (i.e., there is a R -path to an update), or mutable (an M/C -path to update). Thus, there is an inverse edge $x \rightarrow y \in G_{RI}$ by construction. Adding the inverse edge to the inverse path yields $x \xrightarrow{\alpha(\Delta BA)} v$, as needed (concatenation lemma).

Case 2. Consider call $i : x = y.m(z)$. By induction, there is path $v \xrightarrow{\alpha(\Delta AB)} z \in G_{RI}$ for each $(v^A, z^B) \in \mathbb{C}$. The dynamic semantics appends the new fresh frame f onto B to get new context $B' = B \oplus f$, and new chain $(v^A, p^{B'}) \in \mathbb{C}'$. There is an edge $z \xrightarrow{i} p$ and thus path $v \xrightarrow{\alpha(\Delta AB')} p \in G_{RI}$. Again, the second clause is more involved. Assume $\alpha(B') \triangleright p$ is mutable. Then $\alpha(B) \triangleright z$ is mutable as well. (If p is mutable, then by the rules of ReIm , z is mutable, and therefore, $\alpha(B) \triangleright z$ is mutable. Otherwise, p is poly and $\alpha(B')$ is mutable. Since $\alpha(B') = \alpha(B) \triangleright x$, there are two cases, $\alpha(B)$ is mutable and x is poly, or x is mutable. In the first case, by the rules of ReIm we must have z poly, which yields $\alpha(B) \triangleright z = \text{mutable}$. If x is mutable, then by the rules of ReIm z must be mutable, which again yields $\alpha(B) \triangleright z = \text{mutable}$.) Since we have established that $\alpha(B) \triangleright z$ is mutable, we have an inverse path $z \xrightarrow{\alpha(\Delta BA)} v \in G_{RI}$. Since $\alpha(B') \triangleright p$ is mutable, p is either mutable or poly. In the case of poly, we must have $\alpha(B') = \text{mutable}$ which entails that x is not readonly, and therefore, $x \triangleright p$ is not readonly; thus, the analysis adds an inverse edge $p \xrightarrow{i} z$. Therefore, $p \xrightarrow{i} z \xrightarrow{\alpha(\Delta BA)} v \Rightarrow p \xrightarrow{\alpha(\Delta B'B)} z \xrightarrow{\alpha(\Delta BA)} v \Rightarrow p \xrightarrow{\alpha(\Delta B'A)} v$ (by Lemma 5.1), which is the expected inverse path.

Case 3, return $i : x = y.m(z)$ is analogous to Case 2.

Case 4. The most interesting case arises when the runtime semantics adds new chains at a field read. Let $y = x.f$ in context B and $x'.f = y'$ in A be such that x and x' refer to o and $x'.f = y'$ is the most recent write to $o.f$ preceding the read out of $x.f$. That is, this is the last write that set $[o.f \leftarrow \dots]$ to form some \mathbb{C}'' . By the inductive hypothesis, for every chain $(v^D, (y')^A)$, in this case in the earlier \mathbb{C}'' , there is a path $v \xrightarrow{\alpha(\Delta DA)} y' \in G_{RI}$. By Lemma 3.1 there are chains $(w^C, (x')^A) \in \mathbb{C}''$ and $(w^C, x^B) \in \mathbb{C}$, where $w = \text{new } o$ in context C is the allocation site of o . By the inductive hypothesis, we have paths $w \xrightarrow{\alpha(\Delta CA)} x' \in G_{RI}$, $w \xrightarrow{\alpha(\Delta CB)} x \in G_{RI}$, as well as an inverse path $x' \xrightarrow{\alpha(\Delta AC)} w \in G_{RI}$ since x' is mutable. Thus, we have a path

$$v \xrightarrow{\alpha(\Delta DA)} y' \xrightarrow{w_f} x' \xrightarrow{\alpha(\Delta AC)} w \xrightarrow{\alpha(\Delta CB)} x \xrightarrow{r_f} y \Rightarrow v \xrightarrow{\alpha(\Delta DB)} y \in G_{RI}$$

Now consider the second clause of the theorem. Suppose $\alpha(B) \triangleright y$ is mutable; we need to show inverse path $y \xrightarrow{\alpha(\Delta BD)} v \in G_{RI}$. If $\alpha(B) \triangleright y$ is mutable, then y is mutable or poly and by the rules of ReIm f is poly and x' is mutable. Therefore y' is mutable and there is an inverse path $y' \xrightarrow{\alpha(\Delta AD)} v \in G_{RI}$. Next, if $\alpha(B) \triangleright y$ is mutable, then $\alpha(B) \triangleright x$ is mutable and by the inductive hypothesis we have an inverse $x \xrightarrow{\alpha(\Delta BC)} w \in G_{RI}$. y being mutable or poly also implies that we have added an inverse edge $y \xrightarrow{w_f} x$ during construction of G_{RI} . Adding all these paths along with

the original $w \xrightarrow{\alpha(\Delta CA)} x'$ yields

$$y \xrightarrow{w_f} x \xrightarrow{\alpha(\Delta BC)} w \xrightarrow{\alpha(\Delta CA)} x' \xrightarrow{r_f} y' \xrightarrow{\alpha(\Delta AD)} v \Rightarrow y \xrightarrow{\alpha(\Delta BD)} v \in G_{RI}$$

□

Of course, even though we have shown that each chain has, roughly speaking, a corresponding path p in the intersection of $L(PG)$ and $L(CR)$, computing the exact set of paths p is undecidable. We define an approximate reachability analysis over G_{RI} , CFL, and we show that each path p has a corresponding representative path in CFL. In the following section we define type-based FlowCFL and interpret it in terms of CFL-reachability. In Sect. 7 we define the CFL algorithm and establish equivalence of FlowCFL and CFL thus proving FlowCFL correct.

6 TYPE-BASED ANALYSIS

This section presents the type-based FlowCFL outlining parallels with CFL-reachability as described in Sect. 4. The reader may wonder why one needs a type system, when one has a clear semantics in terms of standard CFL-reachability. First, type systems and type-based taint analysis have already been used in the literature [Huang et al., 2014, 2015, Sampson et al., 2011, Shankar et al., 2001], in some cases without correctness proofs. CFL-reachability brings insight into type-based reachability/taint analysis and the theory of type qualifiers [Foster et al., 2002], and presents a novel framework for reasoning about correctness. Second, a type system allows programmers to specify requirements with type qualifiers, e.g., `pos x`, and take advantage of systems such as the Checker Framework (<https://checkerframework.org/>) to statically check these requirements; such requirements cannot be easily expressed or checked using CFL-reachability. Third, type systems are modular, while CFL-reachability systems are typically whole-program analyses. A significant advantage of a type-based interpretation is that it allows for modular reasoning. We can infer type annotations for libraries (e.g., as in [Huang et al., 2012b]), then type check a user program against annotated libraries while handling callbacks via standard function subtyping.

Sect. 6.1 describes the type qualifiers in FlowCFL and Sect. 6.2 describes the typing rules. Sect. 7 establishes equivalence of a certain CFL-reachability analysis and the type-based analysis.

6.1 Type Qualifiers

FlowCFL makes use of the `pos` and `neg` type qualifiers that we introduced in Sect. 2.1:

- `pos` — a `pos` variable x is a source or x is such that a source flows to x . A `pos` x or any of its components cannot flow to a sink. For example

$$y = x.f$$

where y is a sink, is not allowed. Similarly,

$$y = \text{id}(x); z = y.f;$$

where z is a sink and `id` is the identity function, is not allowed.

- `neg` — a `neg` variable x is a sink, or x flows to a sink.
- `poly` — a `poly` variable expresses polymorphism. In some contexts, `poly` is interpreted as `pos` and in other contexts, it is interpreted as `neg`.

The subtyping hierarchy with `poly` becomes

$$\text{neg} <: \text{poly} <: \text{pos}$$

It is allowed to assign a `poly` variable into a `pos` one, but not the other way around; similarly, it is allowed to assign a `neg` variable into a `poly` one, but not the other way around. Subtyping in

FlowCFL models flow of values which is non-standard. The poly value is interpreted as either neg or pos, depending on the stack context. It would be safe to assign a neg value into a poly variable (which becomes either neg or pos) without causing flow from pos to neg. However, it would not be safe to assign a pos value into a poly variable because it may become neg, causing flow from a pos to a neg variable.

We define the adaptation operation, analogously to the operation in Sect. 4.3.

$$\begin{array}{lll} _ & \triangleright & \text{pos} = \text{pos} \\ _ & \triangleright & \text{neg} = \text{neg} \\ q & \triangleright & \text{poly} = q \end{array}$$

Again, a pos or neg variable remains pos or neg. As in Sect. 4.3 a poly variable takes the value of the *adapter* (i.e., context of adaptation): if the adapter is pos, then poly is interpreted as pos, and if the adapter is neg then poly is interpreted as neg.

To avoid clutter we have used the same notation for the adaptation operator, \triangleright , as in Sect. 4.3. From now on, we will use \triangleright to refer to the above definition (FlowCFL), and we will use \triangleright_{RI} to refer to the adaptation operator of reference immutability in the rare occasions it comes into play.

Adaptation adapts fields, formal parameters, and return values according to the context at the field access and method call. The type of a poly field f takes the value of the receiver at the field access. The type of a poly parameter or return is interpreted by adapters at call site i . We elaborate on this shortly.

6.2 Typing Rules

The typing rules for program statements appear in Fig. 6. The rules are defined in terms of a type environment Γ , which is standard. $\Gamma = \langle C, \sigma \rangle$, where C is a set of subtyping constraints and σ is a map from program variables to type qualifiers: $\sigma: V \rightarrow \{\text{pos}, \text{poly}, \text{neg}\}$. The premise of each rule in Fig. 6 consists of two parts: one part adds constraints to C , and the other part, “ C holds”, enforces those constraints. Concretely, “ C holds” requires (1) that C is closed under the rules in Fig. 7 and (2) that assignment of qualifiers to variables is such that all subtyping constraints in C hold.

Rule (TASSIGN) adds constraint $y <: x$ to C , which forbids assignment of a pos or poly reference to a neg one as well as assignment of a pos reference to a poly one. Again, we abuse notation by eliding qualifiers. Strictly, the above constraint should have been written as $q_y <: q_x$ where $q_y = \Gamma(y)$ and $q_x = \Gamma(x)$; rules are more compact while still clear. If x is not readonly according to reference immutability, (TASSIGN) adds the *inverse* constraint $x <: y$ as well. In other words, the expected subtyping constraint turns into an equality constraint. This is a well-known issue, typically referred to as the problem of covariant arrays [Bank et al., 1997], which stipulates that subtyping is unsafe in the presence of mutable references. The standard solution, adopted by the majority of systems, e.g., EnerJ [Sampson et al., 2011], is to impose equality constraints for *all references*. This is akin to the bidirectional flow graph in Sect. 4. Our solution combines the “bidirectional” system with reference immutability to achieve limited subtyping and better precision.

One immediately notices the parallel with CFL-reachability. $y <: x$ corresponds to forward edge $y \xrightarrow{d} x$ in G_{RI} and the inverse constraint $x <: y$ corresponds to the inverse edge $x \xrightarrow{d} y$. The same reasoning applies to all other explicit and implicit assignments: if the left-hand-side is readonly then the rule enforces a subtyping constraint, otherwise it adds an inverse constraint, thus ensuing an equality just as in Sect. 4.

Rules (TWRITE) , (TREAD) and (TCALL) use adaptation. At field accesses $y.f$, field f is interpreted in the context of receiver y . If f is pos (or neg in the positive setting), then its adapted value remains pos (or neg). If f is poly, then the adapted value assumes the type of y . Notably, FlowCFL restricts the type of f to $\{\text{pos}, \text{poly}\}$ in the negative setting, and to $\{\text{poly}, \text{neg}\}$ in the positive setting. In our

$$\begin{array}{c}
\text{(TASSIGN)} \\
\frac{\Gamma \vdash y <: x \in C \quad \Gamma \vdash x \text{ is not readonly} \Rightarrow x <: y \in C \quad \Gamma \vdash C \text{ holds}}{\Gamma \vdash x = y} \\
\text{(TWRITE)} \\
\frac{\Gamma \vdash y <: x \triangleright f \in C \quad \Gamma \vdash x.f \text{ is not readonly} \Rightarrow x \triangleright f <: y \in C \quad \Gamma \vdash C \text{ holds}}{\Gamma \vdash x.f = y} \\
\text{(TREAD)} \\
\frac{\Gamma \vdash y \triangleright f <: x \in C \quad \Gamma \vdash x \text{ is not readonly} \Rightarrow x <: y \triangleright f \in C \quad \Gamma \vdash C \text{ holds}}{\Gamma \vdash x = y.f} \\
\text{(TCALL)} \\
\frac{\begin{array}{l} \text{typeof}(m) = \text{this}, p \rightarrow \text{ret} \\ \Gamma \vdash y <: q_{\text{this}}^i \triangleright \text{this} \in C \quad \Gamma \vdash x \triangleright_{RI} \text{this is not readonly} \Rightarrow q_{\text{this}}^i \triangleright \text{this} <: y \in C \\ \Gamma \vdash z <: q_p^i \triangleright p \in C \quad \Gamma \vdash x \triangleright_{RI} p \text{ is not readonly} \Rightarrow q_p^i \triangleright p <: z \in C \\ \Gamma \vdash q_{\text{ret}}^i \triangleright \text{ret} <: x \in C \quad \Gamma \vdash \text{ is not readonly} \Rightarrow x <: q_{\text{ret}}^i \triangleright \text{ret} \in C \\ \Gamma \vdash C \text{ holds} \end{array}}{\Gamma \vdash i : x = y.m(z)}
\end{array}$$

Fig. 6. Typing rules associated to program statements. $\Gamma \vdash A$ means $C, \sigma \vdash A$ as $\Gamma = \langle C, \sigma \rangle$. “ C holds” requires (1) that C is closed under the rules from Fig. 7 and (2) that all constraints in C type check.

discussion going forward, we assume the negative setting (as described in Sect. 2.1), however all reasoning applies to the symmetric positive setting as well. We can allow neg fields in FlowCFL. However, we are interested in type inference, and allowing neg fields would create ambiguity: if $x.f$ flows to neg, (1) do we infer that field f is neg, and is “special”, i.e., it is excluded from the state of a potentially pos x , or (2) do we infer that f is just a “regular” field, and a negative $x.f$ entails a neg x ? Restricting fields to $\{\text{pos}, \text{poly}\}$ chooses the latter, as there is no way to know, without programmer annotations, which fields are “special”. Inference tools such as Javarifier [Quinonez et al., 2008] and ReImInfer [Huang et al., 2012b] make the same choice. The restriction states that a positive reference x cannot have negative components.

Rules (TWRITE) and (TREAD) handle heap-transmitted dependences. Consider

$$x.f = a; \quad y = x; \quad \text{neg } b = y.f$$

Rules (TWRITE) , (ASSIGN) , and (TREAD) create constraints

$$a <: x \triangleright f \quad x <: y \quad y \triangleright f <: b$$

Since $b = \text{neg}$, f is poly and we have

$$a <: x \quad x <: y \quad y <: b$$

which forces $a = \text{neg}$, as needed. Notice again the parallel with CFL-reachability. Constraints

$$a <: x \triangleright f \quad x <: y \quad y \triangleright f <: b$$

correspond to the path in G_{RI}

$$a \xrightarrow{w_f} x \xrightarrow{d} y \xrightarrow{r_f} \underline{b}$$

$$\begin{array}{c}
\text{(ERASE-LEFT)} \\
\frac{\Gamma \vdash x \triangleright f <: \gamma \in C \quad \Gamma \vdash \sigma(f) = \text{poly}}{\Gamma \vdash x <: \gamma \in C} \\
\text{(ERASE-RIGHT)} \\
\frac{\Gamma \vdash y <: x \triangleright f \in C \quad \Gamma \vdash \sigma(f) = \text{poly}}{\Gamma \vdash y <: x \in C} \\
\text{(TRANS-LOCAL)} \\
\frac{\Gamma \vdash x <: \gamma \in C \quad \Gamma \vdash y <: z \in C}{\Gamma \vdash x <: z \in C} \\
\text{(TRANS-CALL)} \\
\frac{\Gamma \vdash z <: q_p^i \triangleright p \in C \quad \Gamma \vdash q_{\text{ret}}^i \triangleright \text{ret} <: x \in C \quad \Gamma \vdash p <: \text{ret} \in C}{\Gamma \vdash z <: x \in C}
\end{array}$$

Fig. 7. Constraint propagation. p and ret in (TRANS-CALL) can be any of this, p , or ret .

and the “linear” constraints

$$a <: x \quad x <: y \quad y <: b$$

correspond to dropping the w_f and r_f annotations, thus achieving a CSFI approximation. FlowCFL is a more precise variant of CSFI as we argue in Sect. 7.

Rule (TCALL) captures call-transmitted dependences and is the most involved. Unlike previous systems, e.g., EnerJ and DroidInfer, FlowCFL allows for *distinct* adapters. Every parameter/return has a distinct associated adapter q_{this}^i , q_p^i and q_{ret}^i instead of a single per-call-site adapter q^i . This is necessary to achieve the CFL-reachability semantics. We elaborate on this shortly.

Before we delve into (TCALL), we consider the rules in Fig. 7. The rules explicitly collect transitive intraprocedural constraints into C ; they capture constraints that correspond to call/ret balanced paths (i.e., M -paths). (ERASE-LEFT) and (ERASE-RIGHT) “linearize” constraints—e.g., when f is poly , $y \triangleright f <: b$ becomes $y <: b$. This corresponds to dropping field w, r annotations, thus achieving a variant of CSFI. Notably, a constraint is linearized only if the corresponding field is poly , which happens only when the field is on a path to a sink.

Rule (TRANS-CALL) in Fig. 7 transfers constraints from the callee to the caller. If there is flow from a parameter p to return ret , captured by subtyping constraint $p <: \text{ret} \in C$, then there is flow from actual argument z to the left-hand-side of the call assignment x .

Consider the example below, which is similar to Fig. 2:

<pre> 1 class A { 2 poly B f; 3 void set(poly A this, poly B p) { 4 this.f = p; 5 } 6 poly B get(poly A this) { 7 ret = this.f; 8 return ret; 9 } 10 }</pre>	<pre> 1 main() { 2 neg A e = new A; o 3 B a = new B; 4 e.set(a); // $q_{\text{this}}^4 = q_p^4 = \text{neg}$ 5 neg A g = e; 6 neg B b = g.get(); // $q_{\text{this}}^6 = q_{\text{ret}}^6 = \text{neg}$ 7 }</pre>
---	--

Class A is polymorphic and main uses A in a negative context. As b is a sink, it follows that a flows to a sink and the types should properly reflect the flow. Line 4 in A.set results in constraint $p <: \text{this} \triangleright f$. Since f is poly, (ERASE-RIGHT) in Fig. 7 produces $p <: \text{this}$. Call site 4 in main entails

$$a <: q_p^4 \triangleright p \quad e <: q_{\text{this}}^4 \triangleright \text{this} \quad q_{\text{this}}^4 \triangleright \text{this} <: e$$

The last constraint is the inverse of the previous one due to the mutation of this. Rule (TRANS-CALL) in Fig. 7 combines constraints

$$a <: q_p^4 \triangleright p \quad p <: \text{this} \quad q_{\text{this}}^4 \triangleright \text{this} <: e$$

to get $a <: e$. Analogously, constraint $\text{this} \triangleright f <: \text{ret}$ in get and call site 6 in main yield $g <: b$. Constraints $a <: e$, $e <: g$ (due to $g = e$) and $g <: b$ capture the flow from a to b.

6.3 FlowCFL⁻

Why not use the following simpler (TCALL)?

$$\frac{\begin{array}{l} \text{typeof}(m) = \text{this}, p \rightarrow \text{ret} \\ \Gamma \vdash y <: q^i \triangleright \text{this} \quad \Gamma \vdash x \triangleright_{RI} \text{this is not readonly} \Rightarrow q^i \triangleright \text{this} <: y \\ \Gamma \vdash z <: q^i \triangleright p \quad \Gamma \vdash x \triangleright_{RI} p \text{ is not readonly} \Rightarrow q^i \triangleright p <: z \\ \Gamma \vdash q^i \triangleright \text{ret} <: x \quad \Gamma \vdash x \text{ is not readonly} \Rightarrow x <: q^i \triangleright \text{ret} \end{array}}{\Gamma \vdash i : x = y.m(z)}$$

The rule makes use of a single viewpoint adapter q^i rendering C and the rules in Fig. 7 unnecessary! Replacing (TCALL) in Fig. 6 with the above (TCALL) yields a new type system, which we call FlowCFL⁻ (FlowCFL minus). An advantage of FlowCFL⁻ is its simplicity; it is also sound, however, it rejects programs that CFL-reachability over G_{RI} handles precisely.

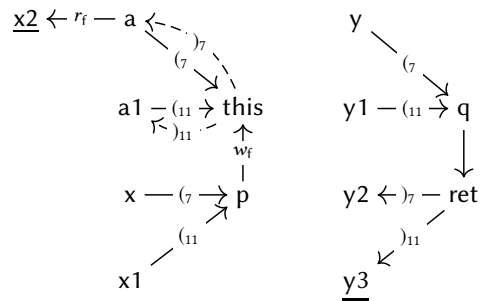
The following (somewhat contrived) example illustrates the imprecision of FlowCFL⁻ and the need for multiple adapters:

```

1  poly Y m(poly A this, poly X p, poly Y q) {
2    this.f = p;
3    ret = q;
4  }
5  ...
6  A a, X x, Y y;
7  Y y2 = a.m(x,y);
8  neg X x2 = a.f;

10 A a1, X x1, Y y1;
11 neg Y y3 = a1.m(x1,y1);

```



There are two disjoint paths through m: (1) $p \rightsquigarrow \text{this}$, and (2) $q \rightsquigarrow \text{ret}$. At call 7 the first path appears in negative context (as subpath of the path from x to neg x2), while the second path appears in positive context (as subpath of the path from y to y2). At call 11 the opposite happens: the first path appears in positive context and the second one in negative context. CFL-reachability precisely propagates the negative qualifier neg x2 back to x and neg y3 back to y1. FlowCFL propagates the negative qualifiers in exactly the same way. It discovers paths $x \rightsquigarrow x2$ and $y1 \rightsquigarrow y3$ via C: it adds $x <: x2$ and $y1 <: y3$ to C based on $p <: \text{this}$ and $q <: \text{ret}$ respectively; it adds no spurious constraints (i.e., paths).

In contrast, with a single adapter q^i (e.g., as in DroidInfer and EnerJ) the above precise typing is impossible. This is because the role of the adapter is twofold: (1) to interpret the poly parameter/return in the corresponding context, and (2) to propagate paths from callee to caller. Given sink $\text{neg } X \ x2$ in line 8, field f is poly (due to the flow of f to sink $x2$). This forces this and p of m to poly, as shown in the typing of m in lines 1–4. Sink $\text{neg } Y \ y2$ in line 11 forces ret and q to poly as well. Due to $q^7 \triangleright \text{this} <: a$ and $q^{11} \triangleright \text{ret} <: y3$ respectively, we have $q^7 = \text{neg}$ and $q^{11} = \text{neg}$. Thus, $y <: q^7 \triangleright q$ and $a1 <: q^{11} \triangleright \text{this}$ unnecessarily force y and $a1$ to neg .

Multiple adapters differentiate between flow paths. This is because the purpose of the adapters is only to interpret the poly parameter/return in the corresponding context; propagation of paths from callee to caller is done via C . In our example we have $a1 <: q_{\text{this}}^{11} \triangleright \text{this}$, $x1 <: q_p^{11} \triangleright p$, $y1 <: q_q^{11} \triangleright q$, and $q_{\text{ret}}^{11} \triangleright \text{ret} <: y3$. $q_{\text{this}}^{11} = q_p^{11} = \text{pos}$, and $q_{\text{ret}}^{11} = q_q^{11} = \text{neg}$. The qualifiers are flipped at call site 7: $q_{\text{this}}^7 = q_p^7 = \text{neg}$, and $q_{\text{ret}}^7 = q_q^7 = \text{pos}$.

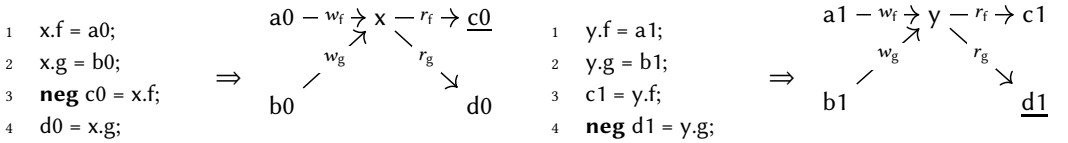
7 EQUIVALENCE OF CFL-REACHABILITY AND TYPE-BASED ANALYSES

Recall that CFL-reachability over both w, r and call/ret annotations is undecidable. Typical approximations are CSFI (context-sensitive, field-insensitive) and CIFS, and variants in-between. FlowCFL captures a variant of CSFI, which we call CSFI^+ . As mentioned earlier, CSFI replaces all field annotations with d and performs CR-reachability. E.g., in

$$x.f = a; \quad \text{neg } b = x.g; \quad \Rightarrow \quad a \xrightarrow{d} x \xrightarrow{d} \underline{b}$$

CSFI replaces w_f and r_g with d and spuriously propagates $\text{neg } b$ back to a . Another way to look at CSFI is as if we replaced production $B \rightarrow w_f B r_f$ in the PG grammar in Fig. 4(b) with $B \rightarrow w_f B r_g$.

Like CSFI, CSFI^+ does match certain distinct field annotations w_f and r_g , but not all. CSFI^+ matches w_f and r_g only if fields f and g both flow to sinks. As an example of potential imprecision in CSFI^+ consider the two snippets of the same program:



Since both f and g flow to sinks, CSFI^+ matches the distinct field annotations. It propagates negative $c0$ to both $a0$ and $b0$. Similarly, it propagates negative $d1$ to both $a1$ and $b1$.

The problem is to find a set of paths that includes *all* properly matched w/r and call/ret paths to sinks in G_{RI} . Without loss of generality we assume that sinks are primitive types, i.e., the PG-component of every path from v to a sink is either a G -path or a B -path. CSFI^+ back-propagates sinks maintaining a set F of fields that flow to sinks. The difference between precise propagation, CSFI^+ , and CSFI lies in production $B \rightarrow w_f B r_g$. Precise propagation infers a B -path when $f = g$ (as in Fig. 4(b)), CSFI^+ infers a B -path only when $\{f, g\} \in F$, and CSFI infers a B -path in all cases.

Fig. 8 presents two equivalent implementations of CSFI^+ . Both algorithms implement FlowCFL in the negative setting—they start from a set of sinks and back-propagate those sinks via CSFI^+ -reachability. Algorithm CFL collects all paths from variables to sinks in P , as well as all balanced subpaths of these paths (M -paths). One can easily show (by induction on the length of the path) that CFL captures in P all properly matched paths in G_{RI} . Algorithm TYPES makes use of the type system in Sect. 6. It computes a map S from program variables to sets of qualifiers. S is initialized as follows: $S(u) = \{\text{neg}\}$ for each sink u , $S(x) = \{\text{pos}, \text{poly}, \text{neg}\}$ for each variables x , and $S(f) = \{\text{pos}, \text{poly}\}$ for each field f . TYPES iterates through program statements; it infers new “linear” constraints and

```

1: procedure CFL
2:    $P = \emptyset, F = \emptyset$ 
3:   Add  $n \xrightarrow{M} n$  to  $P$  for all sinks  $n$ 
4:   while  $P$  or  $F$  changes do
5:     for each  $s$  in Program do
6:       EDGE( $forward(s)$ )
7:       EDGE( $inverse(s)$ )
8:     end for
9:   end while
10: end procedure

1: procedure EDGE( $x \xrightarrow{t} y$ ) //  $x \xrightarrow{t} y \in G_{RI}$ 
2:   if  $y \in \{\text{ret}, \text{this}, p\}$  then Add  $y \xrightarrow{M} y$  to  $P$ 
3:   for each  $y \xrightarrow{N} n \in P$  do
4:     case  $t, N$  of
5:        $d, \_ \rightarrow$  Add  $x \xrightarrow{N} n, x \xrightarrow{M} y$  to  $P$ 
6:        $r_f, \_ \rightarrow$  Add  $x \xrightarrow{N} n, x \xrightarrow{M} y$  to  $P$ , Add  $f$  to  $F$ 
7:        $w_f, \_ \rightarrow$  if  $f \in F$  then Add  $x \xrightarrow{N} n, x \xrightarrow{M} y$  to  $P$ 
8:        $)_i, \_ \rightarrow$  Add  $x \xrightarrow{R} n$  to  $P$ 
9:        $(i, M/C \rightarrow$  Add  $x \xrightarrow{C} n$  to  $P$ 
10:       $(i, R \rightarrow$  for each  $y \xrightarrow{M} \text{ret} \xrightarrow{)_i} z \xrightarrow{N'} n \in P$  do
11:        Add  $x \xrightarrow{N'} n, x \xrightarrow{M} z$  to  $P$ 
12:      end for
13:   end for
14:   for each  $x \xrightarrow{M} y \in P$  do
15:     for each  $y \xrightarrow{M} \text{ret} \in P$  do
16:       Add  $x \xrightarrow{M} \text{ret}$  to  $P$ 
17:     end for
18:   end for
19: end procedure

1: procedure TYPES
2:    $S(n) = \{\text{neg}\}$  for all sinks  $n$ 
3:    $S(n) = \{\text{neg}, \text{poly}, \text{pos}\}$ 
4:   while  $S$  or  $C$  changes do
5:     for each  $s$  in Program do
6:       CONSTRAINT( $forward(s)$ )
7:       CONSTRAINT( $inverse(s)$ )
8:     end for
9:   end while
10: end procedure

1: procedure CONSTRAINT( $c$ )
2:   SOLVE( $c$ )
3:   case  $c$  of
4:      $x <: y \rightarrow$  Add  $x <: y$  to  $C$ 
5:      $x \triangleright \text{poly} <: y \rightarrow$  Add  $x <: y$  to  $C$ 
6:      $x <: y \triangleright \text{poly} \rightarrow$  Add  $x <: y$  to  $C$ 
7:      $q_{\text{ret}}^i \triangleright \text{ret} <: x \rightarrow$  -
8:      $x <: q_p^i \triangleright p \rightarrow$  -
9:     for each  $p <: \text{ret} \in C$ ,
10:        $q_{\text{ret}}^i \triangleright \text{ret} <: z \in C$  do
11:       Add  $x <: z$  to  $C$ 
12:     SOLVE( $x <: z$ )
13:   end for
14:   for each  $x <: y \in C$  do
15:     for each  $y <: \text{ret} \in C$  do
16:       Add  $x <: \text{ret}$  to  $C$ 
17:     SOLVE( $x <: \text{ret}$ )
18:   end for
19: end for
20: end procedure

```

Fig. 8. Algorithms CFL and TYPES assume a set of user-defined sinks. CFL computes P , which collects all paths $x \xrightarrow{N} n$ from variables to sinks. It iterates over program statements s processing the edges $x \xrightarrow{t} y \in G_{RI}$ and adding paths to P by concatenating the “terminal” annotation t and the “nonterminal” annotation N according to the rules of the CR context-free grammar in Fig. 4. TYPES initializes S , then iterates over program statements s removing qualifies from S and collecting constraints in C . The algorithms elide details to highlight the “parallel” structure of the two systems.

removes infeasible qualifiers from variable sets until it reaches a fixed point. Function SOLVE takes a constraint, e.g., $x <: y$ and updates $S(x)$. E.g., if $S(y) = \{\text{neg}\}$ and $S(x) = \{\text{pos}, \text{poly}, \text{neg}\}$, SOLVE removes pos and poly from $S(x)$ because neither is a subtype of neg . As another example, consider constraint $x \triangleright f <: y$ where $S(y) = \{\text{poly}, \text{neg}\}$, $S(x) = \{\text{pos}, \text{poly}, \text{neg}\}$, and $S(f) = \{\text{pos}, \text{poly}\}$. SOLVE removes pos from both $S(x)$ and $S(f)$ because the constraint cannot be satisfied if either x or f is pos . Such fixpoint iteration has been used in previous work [Huang et al., 2012a, Kiezun et al., 2007, Tip et al., 2011].

TYPES assigns sets of qualifiers to variables. To assign a final typing to a variable/field, we pick the *maximal qualifier* according to preference ranking $\text{pos} > \text{poly} > \text{neg}$. One can see through case by case analysis that the *maximal typing* type checks with the rules in Fig. 6 and Fig. 7. Qualifiers $q_{\text{this}}^i, q_p^i, q_{\text{ret}}^i$ can take any value that satisfies the maximal typing.

We argue correctness of our type-based analysis by establishing equivalence between CFL and TYPES. Def. 7.1 states that if there is an M/C -path or an R -path from x to a sink n , then the maximal type of x in S is at least, respectively, neg or poly . For example, if there is an R -path, the maximal typing is poly or neg .

Definition 7.1. (Soundness) $P \Rightarrow S$ if and only if

1. $x \xrightarrow{M/C} n \in P \Rightarrow \max(S(x)) <: \text{neg}$
2. $x \xrightarrow{R} n \in P \Rightarrow \max(S(x)) <: \text{poly}$

Def. 7.2 states that x 's maximal type in S implies a corresponding path in P . For example, maximal typing poly means that there is a R -path but there is no M/C -path.

Definition 7.2. (Precision) $S \Rightarrow P$ if and only if

1. $\max(S(x)) = \text{neg} \Rightarrow \exists x \xrightarrow{M/C} n \in P$
2. $\max(S(x)) = \text{poly} \Rightarrow \exists x \xrightarrow{R} n \in P \wedge \nexists x \xrightarrow{M/C} n \in P$
3. $\max(S(x)) = \text{pos} \Rightarrow \text{no path from } x \text{ to any } n \text{ in } P$

Definition 7.3. (Equivalence) $P \simeq S$ if and only if $P \Rightarrow S$ and $S \Rightarrow P$.

Let the Hoare triple denote parallel execution of EDGE and CONSTRAINT on statement s :

$$\{P, S\} \text{ EDGE}(e(s)) \parallel \text{ CONSTRAINT}(c(s)) \{P', S'\}$$

The equivalence result comes from the following theorem:

THEOREM 7.4. *If $P \simeq S$ and $\{P, S\} \text{ EDGE}(e(s)) \parallel \text{ CONSTRAINT}(c(s)) \{P', S'\}$ then $P' \simeq S'$.*

PROOF. The proof is carried out by case-by-case analysis as in [Milanova, 2018]. \square

8 RELATED WORK

CFL-reachability dates decades back [Reps, 2000, Reps et al., 1995], yet it remains highly relevant. Zhang and Su [Zhang and Su, 2017], Spath et al. [Späth et al., 2019], and Chatterjee et al. [Chatterjee et al., 2018], among other works, present novel CFL-reachability approximations and algorithms with application to data dependence. Xu et al. [Xu et al., 2009], and Lu and Xue [Lu and Xue, 2019], again among other works, present novel CFL-reachability-based points-to analyses. In all works, the concept of the inverse edge, introduced by Sridharan et al. [Sridharan et al., 2005], factors in. Our work presents a formal treatment of the inverse edges and paths and a correctness argument for CFL-reachability over graphs with inverse edges. Recent work by Li et al. [Li et al., 2020] presents a graph simplification algorithm for CFL-reachability that removes certain edges that do not contribute to paths to sinks. This work nicely complements our work, as it can be applied on any CFL-reachability graph, including G_{BI} and G_{RI} ; Li et al., demonstrate their technique using DroidInfer's graphs [Huang et al., 2015], which are G_{RI} graphs. (We use DroidInfer's graphs in our experiments as well.) We have focused on understanding the dynamic semantics of flows, establishing soundness of the removal of certain inverse edges, and drawing a connection between CFL-reachability and type-based flow analysis.

Type-based analysis has a long history as well [Palsberg, 2001] and our analysis falls into this line of work. Classical work on type-based taint (information flow) analysis includes work by Shankar et al. [Shankar et al., 2001], Volpano et al. [Volpano et al., 1996], and Myers [Myers, 1999].

Few works have explored the connection between CFL-reachability and type-based analysis. Milanova [Milanova, 2018] presents an interpretation of reference immutability in terms of CFL-reachability. We make use of this interpretation (Sect. 4.3), however, we address a different and more difficult problem, as the nature of approximation in reference immutability [Huang et al., 2012b, Milanova, 2018, Tschantz and Ernst, 2005] renders inverse edges unnecessary and reachability analysis much simpler.

Rehof and Fähndrich [Rehof and Fähndrich, 2001] connect type-based flow analysis and CFL-reachability. However, Rehof and Fähndrich do not discuss mutable references and it is unclear how their analysis and interpretation, targeting a pure functional language, can handle mutable data and heap-transmitted dependences. On the other hand, Rehof and Fähndrich handle higher-order functions while we do not. An important direction of future work is extending our approach with handling of higher-order functions which will enable application of the FlowCFL framework to the analysis of dynamic languages. Fähndrich et al. [Fähndrich et al., 2000] apply the theory of [Rehof and Fähndrich, 2001] to build a context-sensitive Steensgard-style points-to analysis for C, thus using equality constraints instead of subtyping constraints. As mentioned earlier, equality constraints is the standard approach to the handling of mutable references [Führer et al., 2005, Sampson et al., 2011, Shankar et al., 2001].

9 CONCLUSION

We presented FlowCFL, a framework for type-based reachability analysis. We presented (1) a novel dynamic semantics, (2) correctness arguments for CFL-reachability over graphs with inverse edges, and (3) equivalence between a CFL-reachability analysis and a type-based reachability analysis.

REFERENCES

- Steven Arzt, Siegfried Rasthofer, Christian Fritz, Eric Bodden, Alexandre Bartel, Jacques Klein, Yves Le Traon, Damien Oteau, and Patrick D. McDaniel. Flowdroid: precise context, flow, field, object-sensitive and lifecycle-aware taint analysis for android apps. In *ACM SIGPLAN Conference on Programming Language Design and Implementation, PLDI '14, Edinburgh, United Kingdom - June 09 - 11, 2014*, pages 259–269, 2014.
- Joseph A. Bank, Andrew C. Myers, and Barbara Liskov. Parameterized types for java. In *Proceedings of the 24th ACM SIGPLAN-SIGACT Symposium on Principles of Programming Languages, POPL '97*, pages 132–145, New York, NY, USA, 1997. ACM. ISBN 0-89791-853-3. doi: 10.1145/263699.263714. URL <http://doi.acm.org/10.1145/263699.263714>.
- James Bornholt, Todd Mytkowicz, and Kathryn S. McKinley. Uncertain: a first-order type for uncertain data. In *Architectural Support for Programming Languages and Operating Systems, ASPLOS '14, Salt Lake City, UT, USA, March 1-5, 2014*, pages 51–66, 2014.
- Michael Carbin, Sasa Misailovic, and Martin C. Rinard. Verifying quantitative reliability for programs that execute on unreliable hardware. In *Proceedings of the 2013 ACM SIGPLAN International Conference on Object Oriented Programming Systems Languages & Applications, OOPSLA 2013, part of SPLASH 2013, Indianapolis, IN, USA, October 26-31, 2013*, pages 33–52, 2013a.
- Michael Carbin, Sasa Misailovic, and Martin C. Rinard. Verifying quantitative reliability for programs that execute on unreliable hardware (appendix). <http://groups.csail.mit.edu/pac/rely/rely13appendix.pdf>, 2013b.
- Krishnendu Chatterjee, Bhavya Choudhary, and Andreas Pavlogiannis. Optimal dyck reachability for data-dependence and alias analysis. *PACMPL*, 2(POPL):30:1–30:30, 2018. doi: 10.1145/3158118. URL <https://doi.org/10.1145/3158118>.
- Michael Cooney. IBM touts encryption innovation: New technology performs calculations on encrypted data without decrypting it. *Network World*, June 2009.
- Werner Dietl, Michael D. Ernst, and Peter Müller. Tunable static inference for generic universe types. In *ECOOP 2011 - Object-Oriented Programming - 25th European Conference, Lancaster, UK, July 25-29, 2011 Proceedings*, pages 333–357, 2011. doi: 10.1007/978-3-642-22655-7_16. URL https://doi.org/10.1007/978-3-642-22655-7_16.
- Julian Dolby, Christian Hammer, Daniel Marino, Frank Tip, Mandana Vaziri, and Jan Vitek. A data-centric approach to synchronization. *ACM Transactions on Programming Languages and Systems*, 34(1):1–48, April 2012. ISSN 01640925.

- Yao Dong, Ana Milanova, and Julian Dolby. Jcrypt: Towards computation over encrypted data. In *Proceedings of the 13th International Conference on Principles and Practices of Programming on the Java Platform: Virtual Machines, Languages, and Tools, Lugano, Switzerland, August 29 - September 2, 2016*, pages 8:1–8:12, 2016.
- Michael D. Ernst, René Just, Suzanne Millstein, Werner Dietl, Stuart Pernsteiner, Franziska Roesner, Karl Koscher, Paulo Barros, Ravi Bhorkar, Seungyeop Han, Paul Vines, and Edward XueJun Wu. Collaborative verification of information flow for a high-assurance app store. In *Proceedings of the 2014 ACM SIGSAC Conference on Computer and Communications Security, Scottsdale, AZ, USA, November 3-7, 2014*, pages 1092–1104, 2014.
- David Evans, Vladimir Kolesnikov, and Mike Rosulek. *A Pragmatic Introduction to Secure Multi-Party Computation*. NOW Publishers, Boston-Delft, 2018.
- Manuel Fähndrich, Jakob Rehof, and Manuvir Das. Scalable context-sensitive flow analysis using instantiation constraints. In *Proceedings of the ACM SIGPLAN 2000 Conference on Programming Language Design and Implementation, PLDI '00*, pages 253–263, New York, NY, USA, 2000. ACM. ISBN 1-58113-199-2. doi: 10.1145/349299.349332. URL <http://doi.acm.org/10.1145/349299.349332>.
- Jeffrey S. Foster, Tachio Terauchi, and Alexander Aiken. Flow-sensitive type qualifiers. In *Proceedings of the 2002 ACM SIGPLAN Conference on Programming Language Design and Implementation (PLDI), Berlin, Germany, June 17-19, 2002*, pages 1–12, 2002. doi: 10.1145/512529.512531. URL <https://doi.org/10.1145/512529.512531>.
- Christian Fritz, Steven Arzt, Siegfried Rasthofer, Eric Bodden, Alexandre Bartel, Jacques Klein, Yves le Traon, Damien Oteau, and Patrick McDaniel. Highly precise taint analysis for Android applications. EC SPRIDE Technical Report TUD-CS-2013-0113. <http://www.bodden.de/pubs/TUD-CS-2013-0113.pdf>, 2013.
- Robert Fuhrer, Frank Tip, Adam Kiezun, Julian Dolby, and Markus Keller. Efficiently refactoring java applications to use generic libraries. In *Proceedings of the 19th European Conference on Object-Oriented Programming, ECOOP'05*, pages 71–96, Berlin, Heidelberg, 2005. Springer-Verlag. ISBN 3-540-27992-X, 978-3-540-27992-1. doi: 10.1007/11531142_4. URL http://dx.doi.org/10.1007/11531142_4.
- Craig Gentry. Computing arbitrary functions of encrypted data. *Commun. ACM*, 53(3):97–105, March 2010. ISSN 0001-0782.
- Craig Gentry and Shai Halevi. Implementing Gentry's fully-homomorphic encryption scheme. In *Proceedings of the 30th Annual International Conference on Theory and Applications of Cryptographic Techniques: Advances in Cryptology, EUROCRYPT'11*, pages 129–148, Berlin, Heidelberg, 2011. Springer-Verlag. ISBN 978-3-642-20464-7.
- Brandon Holt, James Bornholt, Irene Zhang, Dan R. K. Ports, Mark Oskin, and Luis Ceze. Disciplined inconsistency with consistency types. In *Proceedings of the Seventh ACM Symposium on Cloud Computing, Santa Clara, CA, USA, October 5-7, 2016*, pages 279–293, 2016.
- Wei Huang, Werner Dietl, Ana Milanova, and Michael D. Ernst. Inference and checking of object ownership. In *Proceedings of the 26th European Conference on Object-Oriented Programming, ECOOP'12*, pages 181–206, Berlin, Heidelberg, 2012a. Springer-Verlag. ISBN 978-3-642-31056-0. doi: 10.1007/978-3-642-31057-7_9. URL http://dx.doi.org/10.1007/978-3-642-31057-7_9.
- Wei Huang, Ana Milanova, Werner Dietl, and Michael D. Ernst. Reim & reiminfer: Checking and inference of reference immutability and method purity. In *Proceedings of the ACM International Conference on Object Oriented Programming Systems Languages and Applications, OOPSLA '12*, pages 879–896, New York, NY, USA, 2012b. ACM. ISBN 978-1-4503-1561-6. doi: 10.1145/2384616.2384680. URL <http://doi.acm.org/10.1145/2384616.2384680>.
- Wei Huang, Yao Dong, and Ana Milanova. Type-based taint analysis for java web applications. In *Fundamental Approaches to Software Engineering - 17th International Conference, FASE 2014, Held as Part of the European Joint Conferences on Theory and Practice of Software, ETAPS 2014, Grenoble, France, April 5-13, 2014, Proceedings*, pages 140–154, 2014. doi: 10.1007/978-3-642-54804-8_10. URL https://doi.org/10.1007/978-3-642-54804-8_10.
- Wei Huang, Yao Dong, Ana Milanova, and Julian Dolby. Scalable and precise taint analysis for android. In *Proceedings of the 2015 International Symposium on Software Testing and Analysis, ISSTA 2015*, pages 106–117, New York, NY, USA, 2015. ACM. ISBN 978-1-4503-3620-8. doi: 10.1145/2771783.2771803. URL <http://doi.acm.org/10.1145/2771783.2771803>.
- Adam Kiezun, Michael D. Ernst, Frank Tip, and Robert M. Fuhrer. Refactoring for parameterizing java classes. In *Proceedings of the 29th International Conference on Software Engineering, ICSE '07*, pages 437–446, Washington, DC, USA, 2007. IEEE Computer Society. ISBN 0-7695-2828-7. doi: 10.1109/ICSE.2007.70. URL <http://dx.doi.org/10.1109/ICSE.2007.70>.
- Yuanbo Li, Qirun Zhang, and Thomas Reps. Fast graph simplification for interleaved Dyck-Reachability. In *Proceedings of the 41th ACM SIGPLAN Conference on Programming Language Design and Implementation, PLDI 2020, London, UK, June 15-20, 2020*. ACM, 2020. doi: 10.1145/3385412.3386021. URL <https://doi.org/10.1145/3385412.3386021>.
- Jingbo Lu and Jingling Xue. Precision-preserving yet fast object-sensitive pointer analysis with partial context sensitivity. *PACMPL*, 3(OOPSLA):148:1–148:29, 2019. doi: 10.1145/3360574. URL <https://doi.org/10.1145/3360574>.
- Ana Milanova. Definite reference mutability. In *32nd European Conference on Object-Oriented Programming, ECOOP 2018, July 16-21, 2018, Amsterdam, The Netherlands*, pages 25:1–25:30, 2018. doi: 10.4230/LIPICs.ECOOP.2018.25. URL <https://doi.org/10.4230/LIPICs.ECOOP.2018.25>.

- Ana Milanova and Wei Huang. Composing polymorphic information flow systems with reference immutability. In *Proceedings of the 15th Workshop on Formal Techniques for Java-like Programs, FTfJP 2013, Montpellier, France, July 1, 2013*, pages 5:1–5:7, 2013. doi: 10.1145/2489804.2489809. URL <https://doi.org/10.1145/2489804.2489809>.
- Andrew C. Myers. Jflow: Practical mostly-static information flow control. In *POPL '99, Proceedings of the 26th ACM SIGPLAN-SIGACT Symposium on Principles of Programming Languages, San Antonio, TX, USA, January 20-22, 1999*, pages 228–241, 1999. doi: 10.1145/292540.292561. URL <https://doi.org/10.1145/292540.292561>.
- Jens Palsberg. Type-based analysis and applications. In *Proceedings of the 2001 ACM SIGPLAN-SIGSOFT Workshop on Program Analysis For Software Tools and Engineering, PASTE'01, Snowbird, Utah, USA, June 18-19, 2001*, pages 20–27, 2001. doi: 10.1145/379605.379635. URL <https://doi.org/10.1145/379605.379635>.
- Jaime Quinonez, Matthew S. Tschantz, and Michael D. Ernst. Inference of reference immutability. In *Proceedings of the 22Nd European Conference on Object-Oriented Programming, ECOOP '08*, pages 616–641, Berlin, Heidelberg, 2008. Springer-Verlag. ISBN 978-3-540-70591-8. doi: 10.1007/978-3-540-70592-5_26. URL http://dx.doi.org/10.1007/978-3-540-70592-5_26.
- Jakob Rehof and Manuel Fähndrich. Type-base flow analysis: From polymorphic subtyping to cfl-reachability. In *Proceedings of the 28th ACM SIGPLAN-SIGACT Symposium on Principles of Programming Languages, POPL '01*, pages 54–66, New York, NY, USA, 2001. ACM. ISBN 1-58113-336-7. doi: 10.1145/360204.360208. URL <http://doi.acm.org/10.1145/360204.360208>.
- Thomas W. Reps. Program analysis via graph reachability. *Inf. Softw. Technol.*, 40(11-12):701–726, 1998. doi: 10.1016/S0950-5849(98)00093-7. URL [https://doi.org/10.1016/S0950-5849\(98\)00093-7](https://doi.org/10.1016/S0950-5849(98)00093-7).
- Thomas W. Reps. Undecidability of context-sensitive data-independence analysis. *ACM Trans. Program. Lang. Syst.*, 22(1): 162–186, 2000. doi: 10.1145/345099.345137. URL <https://doi.org/10.1145/345099.345137>.
- Thomas W. Reps, Susan Horwitz, and Shmuel Sagiv. Precise interprocedural dataflow analysis via graph reachability. In *Conference Record of POPL'95: 22nd ACM SIGPLAN-SIGACT Symposium on Principles of Programming Languages, San Francisco, California, USA, January 23-25, 1995*, pages 49–61, 1995. doi: 10.1145/199448.199462. URL <https://doi.org/10.1145/199448.199462>.
- Adrian Sampson, Werner Dietl, Emily Fortuna, Danushen Gnanapragasam, Luis Ceze, and Dan Grossman. Enerj: approximate data types for safe and general low-power computation. In *Proceedings of the 32nd ACM SIGPLAN Conference on Programming Language Design and Implementation, PLDI 2011, San Jose, CA, USA, June 4-8, 2011*, pages 164–174, 2011.
- Zihao Shan, Kui Ren, Marina Blanton, and Cong Wang. Practical secure computation outsourcing: A survey. *ACM Comput. Surv.*, 51(2):31:1–31:40, 2018. doi: 10.1145/3158363. URL <https://doi.org/10.1145/3158363>.
- Umesh Shankar, Kunal Talwar, Jeffrey S. Foster, and David Wagner. Detecting format string vulnerabilities with type qualifiers. In *Proceedings of the 10th Conference on USENIX Security Symposium - Volume 10, SSYM'01*, pages 16–16, Berkeley, CA, USA, 2001. USENIX Association. URL <http://dl.acm.org/citation.cfm?id=1267612.1267628>.
- Johannes Späth, Karim Ali, and Eric Bodden. Context-, flow-, and field-sensitive data-flow analysis using synchronized pushdown systems. *PACMPL*, 3(POPL):48:1–48:29, 2019. doi: 10.1145/3290361. URL <https://doi.org/10.1145/3290361>.
- Manu Sridharan and Rastislav Bodik. Refinement-based context-sensitive points-to analysis for java. In *Proceedings of the 27th ACM SIGPLAN Conference on Programming Language Design and Implementation, PLDI '06*, pages 387–400, New York, NY, USA, 2006. ACM. ISBN 1-59593-320-4. doi: 10.1145/1133981.1134027. URL <http://doi.acm.org/10.1145/1133981.1134027>.
- Manu Sridharan, Denis Gopan, Lexin Shan, and Rastislav Bodik. Demand-driven points-to analysis for java. In *Proceedings of the 20th Annual ACM SIGPLAN Conference on Object-Oriented Programming, Systems, Languages, and Applications, OOPSLA 2005, October 16-20, 2005, San Diego, CA, USA*, pages 59–76, 2005. doi: 10.1145/1094811.1094817. URL <https://doi.org/10.1145/1094811.1094817>.
- Sai Deep Tetali. *Program Analyses for Cloud Computations*. PhD thesis, University of California, 2015.
- Frank Tip, Robert M. Fuhrer, Adam Kiezun, Michael D. Ernst, Ittai Balaban, and Bjorn De Sutter. Refactoring using type constraints. *ACM Transactions on Programming Languages and Systems*, 33(3):1–47, April 2011. ISSN 01640925. doi: 10.1145/1961204.1961205.
- Matthew S. Tschantz and Michael D. Ernst. Javari: Adding reference immutability to java. In *Proceedings of the 20th Annual ACM SIGPLAN Conference on Object-oriented Programming, Systems, Languages, and Applications, OOPSLA '05*, pages 211–230, New York, NY, USA, 2005. ACM. ISBN 1-59593-031-0. doi: 10.1145/1094811.1094828. URL <http://doi.acm.org/10.1145/1094811.1094828>.
- Mandana Vaziri, Frank Tip, Julian Dolby, Christian Hammer, and Jan Vitek. A type system for data-centric synchronization. In *Proceedings of the 24th European Conference on Object-oriented Programming, ECOOP'10*, pages 304–328, Berlin, Heidelberg, 2010. Springer-Verlag. ISBN 3-642-14106-4, 978-3-642-14106-5. URL <http://dl.acm.org/citation.cfm?id=1883978.1884000>.
- Dennis Volpano, Geoffrey Smith, and Cynthia Irvine. A sound type system for secure flow analysis. *Journal of Computer Security*, pages 167–187, 1996.

```

1  public class IntPair {
2      int x;
3      int y;
4      int numAdditions = 0;
5      void addToBoth(IntPair this; int amount) {
6          x += amount;
7          y += amount;
8          numAdditions++;
9      }
10 }

1  public class Example {
2      public static void main() {
3          IntPair i = new IntPair();
4          i.addToBoth(10);
5          ...
6          IntPair j = new IntPair();
7          j.addToBoth(k);
8          @Precise z = j.x + j.y;
9      }
10 }

```

Fig. 9. IntPair from EnerJ [Sampson et al., 2011]. Variable *z* at line 8 in main is precise (`@Precise` maps to neg in FlowCFL), and therefore, flow from approximate data to *z* is forbidden. FlowCFL infers that class IntPair is polymorphic: *x*, *y*, this and amount of `addToBoth` are poly (exactly as annotated in [Sampson et al., 2011]). FlowCFL infers that *i* in main is `@Approx`, while *j* and *k* are `@Precise`; i.e., it instantiates polymorphic IntPair as `@Approx` in the context of *i*, and as `@Precise` in the context of *j*. Field `numAdditions` in IntPair is `@Approx` because it does not flow to *z* in either context (again, exactly as in [Sampson et al., 2011]).

Guoqing Xu, Atanas Rountev, and Manu Sridharan. Scaling cfl-reachability-based points-to analysis using context-sensitive must-not-alias analysis. In *Proceedings of the 23rd European Conference on ECOOP 2009 – Object-Oriented Programming*, Genoa, pages 98–122, Berlin, Heidelberg, 2009. Springer-Verlag. ISBN 978-3-642-03012-3. doi: 10.1007/978-3-642-03013-0_6. URL http://dx.doi.org/10.1007/978-3-642-03013-0_6.

Qirun Zhang and Zhendong Su. Context-sensitive data-dependence analysis via linear conjunctive language reachability. In *Proceedings of the 44th ACM SIGPLAN Symposium on Principles of Programming Languages*, POPL 2017, pages 344–358, New York, NY, USA, 2017. ACM. ISBN 978-1-4503-4660-3. doi: 10.1145/3009837.3009848. URL <http://doi.acm.org/10.1145/3009837.3009848>.

A APPLICATIONS OF FLOWCFL

A.1 Approximate Computing: EnerJ and Rely

In addition to taint analysis, another application domain of FlowCFL is approximate computing, which has received significant attention [Bornholt et al., 2014, Carbin et al., 2013a, Holt et al., 2016, Sampson et al., 2011]. Approximate computing relies on programming language technology such as type systems and Hoare logic to reason about execution on unreliable hardware [Carbin et al., 2013a, Sampson et al., 2011], execution in the presence of probabilistic sensor data [Bornholt et al., 2014], and execution on inconsistent and approximate cloud storage systems [Holt et al., 2016]. An overarching issue is the separation of non-approximate and approximate parts of the program. Currently, all works require large number of manual annotations that explicitly separate the approximate variables and operations from the non-approximate ones.

A.1.1 EnerJ. EnerJ [Sampson et al., 2011] partitions the program variables into `@Approx` and `@Precise` where `@Approx` variables can be stored and used in energy-efficient storage. It requires non-interference for correctness: an `@Approx` variable cannot flow into a `@Precise` one. The EnerJ type system can be cast as an instance of FlowCFL in the negative setting. `@Approx` maps to pos, `@Precise` maps to neg, and `@Context` maps to poly. Programmers can annotate a set of `@Precise` sinks designating values that must be computed precisely. The system infers types for the rest of the variables maximizing the approximate part of the program. Fig. 9 illustrates.

```

1  class Newton {
2      static float tolerance = 0.00001;
3      static int maxsteps = 40;
4      static float F(float x) { ... }
5      static float dF(float x) { ... }

7      static float newton(urel float xs) {
8          float x, xprim;
9          float t1, t2;
10         int count = 0;

12         x = xs;
13         xprim = xs + 2*tolerance;
14         while ((x - xprim >= tolerance) || (x - xprim <= -tolerance)) {
15             xprim = x;
16             t1 = F(x);
17             t2 = dF(x);
18             x = x - t1 / t2;
19             if (count++ > maxsteps) break;
20         }
21         if (!(x - xprim <= tolerance) && (x - xprim >= -tolerance)) {
22             x = INFTY;
23         }
24         return x;
25     }
26 }

```

Fig. 10. Newton’s method from [Carbin et al., 2013a]. Input xs in line 7 is annotated unreliable (urel corresponds to pos in FlowCFL). FlowCFL fills in the remaining annotations. It infers that F is poly float $F(\text{poly float } x)$ and so is dF . Variables x , $xprim$, $t1$ and $t2$ are inferred urel (as explicitly annotated in [Carbin et al., 2013a]). All operations, except for line 19, are unreliable (as in [Carbin et al., 2013a]).

A.1.2 Rely. Another system in this domain, Rely [Carbin et al., 2013a], reasons about execution on unreliable hardware. Again, programmers must explicitly annotate all unreliable variables (using the urel annotation), as well as all operations on unreliable variables (e.g., unreliable + becomes +.). Unannotated variables and operations are considered reliable. [Carbin et al., 2013a] describe how Rely verifies a bound on the reliability of a computation with respect to the reliability of its input. For example, it verifies that the result of the computation in Fig. 10 is at least $0.99 * R(xs)$, where $R(xs)$ is the reliability of input xs .

Rely can be cast as an instance of FlowCFL in the positive setting. The urel (unreliable) Rely annotation maps to pos, and the default reliable annotation maps to neg. Programmers annotate unreliable inputs with pos and FlowCFL infers types for the rest of the program, thus minimizing the unreliable partition. Unlike with EnerJ where we maximize the approximate partition and thus, energy savings, here we minimize the unreliable partition, which may improve on Rely’s bound. (The smaller the unreliable partition, the more precise the bound on the computation.) Fig. 10 illustrates type inference for Rely. We have run all programs from [Carbin et al., 2013a,b] through FlowCFL and we have inferred the same types as annotated in [Carbin et al., 2013a,b].

```

1  public class Data {
2      int d;
3      void set(Data this, int p) {
4          this.d = p;
5      }
6      int get(Data this) {
7          return this.d;
8      }
9  }

1 public class Example {
2     public void main() {
3         Data ds = new Data();
4         sensitive int s = ...; // sensitive source
5         ds.set(s);
6         int ss = ds.get();
7         Data dc = new Data();
8         int c = ...;
9         dc.set(c);
10        int cc = dc.get();
11    }
12 }

```

Fig. 11. An example from JCrypt [Dong et al., 2016]. *s* in line 4 of *main* is a sensitive input (pos in FlowCFL), and all computation affected by *s* must be secure. FlowCFL infers that class *Data* is polymorphic, and that *ds* and *ss* in *main* are sensitive. The remaining variables remain plaintext (neg in FlowCFL).

A.2 Secure Computation

Yet another application of FlowCFL is secure computation. As clients increasingly outsource computation to untrusted cloud servers, there is pressing need to preserve confidentiality of data. This can be done through computation outsourcing [Shan et al., 2018] or Multi-party Computation (MPC) [Evans et al., 2018]. Unfortunately, secure computation is expensive. Fully homomorphic encryption [Cooney, 2009, Gentry, 2010, Gentry and Halevi, 2011] is still prohibitively expensive. Partially homomorphic encryption, an essential building block in both computation outsourcing and MPC, is still costly; for example, homomorphic addition over ciphertexts is about 5X more expensive than addition over plaintexts [Tetali, 2015]. Therefore, it is important to minimize portions of the program that require computation under secure computation protocols.

JCrypt [Dong et al., 2016] is a system where programmers annotate a set of inputs as sensitive (i.e., pos) and JCrypt propagates those sensitive annotations throughout the program. For example, inputs from files in MapReduce applications, or secret-shared inputs in MPC will be annotated as sensitive. JCrypt is yet another instance of FlowCFL in the positive setting; it minimizes the sensitive portion of the program, thus minimizing expensive secure computation. Fig. 11 illustrates JCrypt and inference with FlowCFL.