

# MeSH descriptors indicate the knowledge growth in the SARS-CoV-2/COVID-19 pandemic.

Johannes Stegmann<sup>\*†‡</sup>

## Abstract

The scientific papers dealing with the novel betacoronavirus SARS-CoV-2 and the coronavirus disease 2019 (COVID-19) caused by this virus, published in 2020 and recorded in the database PUBMED, were retrieved on April 27, 2020. About 20% of the records contain Medical Subject Headings (MeSH), keywords assigned to records in the course of the indexing process in order to summarise the articles' contents. The temporal sequence of the first occurrences of the keywords was determined, thus giving insight into the growth of the knowledge base of the pandemic.

**Keywords:** SARS-CoV-2, COVID-19, PUBMED, Medical Subject Headings.

## 1 Introduction

The rapid worldwide spread of the new epidemic COVID-19, caused by the virus SARS-CoV-2, with now more than 3.4 million confirmed cases of the disease and a confirmed death rate of almost 7% (World Health Organization, 2020) requires fast and comprehensive efforts of states and societies to combat the disease effectively by means of practical and appropriate medical, administrative and economic actions. Moreover, the scientific community has the responsibility to bundle resources and manpower to develop

tests, drugs and vaccines in order to gain control over the virus and the disease as quick as possible.

An important research tool is immediate and unlimited access to the scientific literature. For the biomedical specialties, the freely available database PUBMED/MEDLINE<sup>\*</sup> is indispensable for a comprehensive retrieval of the published scientific papers on biomedical research questions. Besides the bibliographic metadata (as author name(s), publication year, journal name and volume, etc.) PUBMED records are indexed by a controlled vocabulary of many thousands descriptors, the Medical Subject Headings (MeSH<sup>†</sup>). In addition to the words contained in titles and abstracts of indexed papers, the MeSH descriptors assigned to PUBMED records are significant for a thorough analysis of the papers' content.

In the study presented here the publications on SARS-CoV-2 and COVID-19 were retrieved and downloaded from PUBMED. The MeSH descriptors were extracted from the records already annotated with MeSH. The keywords were ordered chronologically according to the publication date of their associated papers and their first occurrences were determined.

<sup>\*</sup>Member of the Ernst-Reuter-Gesellschaft der Freunde, Förderer und Ehemaligen der Freien Universität Berlin e.V.

<sup>†</sup>Former (now retired) employee of the Medical Library of the Free University Berlin and the Charité Berlin.

<sup>‡</sup>Radebeul, Germany, johannes.stegmann@fu-berlin.de

<sup>\*</sup>provided by the U.S. National Center for Biotechnology Information, NCBI, [www.ncbi.nlm.nih.gov/pubmed/](http://www.ncbi.nlm.nih.gov/pubmed/)

<sup>†</sup>PUBMED's hierarchical thesaurus, the U.S. National Library of Medicine's controlled vocabulary, [www.ncbi.nlm.nih.gov/mesh](http://www.ncbi.nlm.nih.gov/mesh)

Table 1: SARS-CoV-2/COVID-19 papers without and with MeSH terms retrieved\* from PUBMED.

\*Date of retrieval: April 27, 2020

All papers	Papers with MeSH terms	Number of distinct MeSH terms
7366	1504	1769

## 2 Methods

### 2.1 Retrieval

Papers published 2020 were retrieved and downloaded from PUBMED on April 27, 2020, using the following search profile:

*new coronavirus\* OR novel coronavirus\* OR ncov OR sars-cov OR covid\* OR cov-2 OR cov-19* (the truncation asterisk - "\*" - retrieves all terms with that word stem).

### 2.2 Information extraction

The Medical Subject Headings (MeSH) assigned to PUBMED records are contained in the MH fields. Controlled vocabulary is also contained in the RN fields. The contents of both fields were extracted from the records. In addition, the unique record numbers and the database indexing date were extracted from the PMID and MHDA fields, respectively.

### 2.3 Programming, calculations

Extraction of record field contents, clustering, data analysis, calculations and visualisation were done using homemade programs and scripts for perl (version 5.26.1) and the software package R version 3.4.4 (R Core Team, 2018). All operations were done on a commercial PC run under Ubuntu version 18.04 LTS.

## 3 Results and Discussion

The search profile mentioned in the Methods paragraph retrieved 7366 publications for the period January to April 27, 2020 (Table 1). The daily distribution of the items is shown in Figure 1. In January and February 2020 few papers appeared, followed by

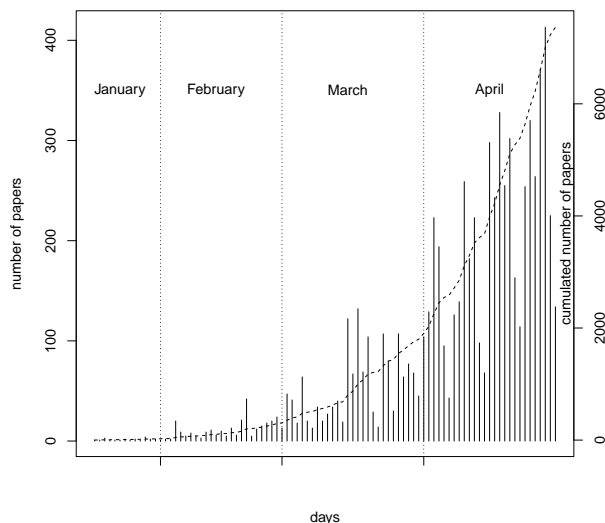


Figure 1: Number of SARS-CoV-2/COVID-19 papers indexed daily\* in PUBMED.

\*January to April-27, 2020. Days without papers are omitted. dashed line: cumulated number of papers.

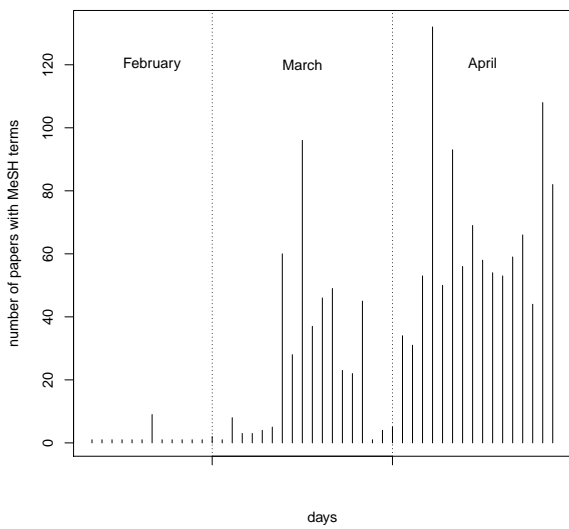


Figure 2: Daily\* number of SARS-CoV-2/COVID-19 papers indexed with MeSH terms in PUBMED.  
 \*February to April-27, 2020. Days without papers are omitted.

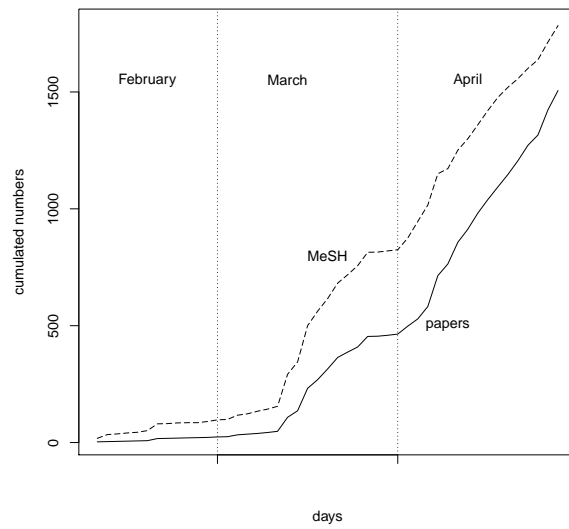


Figure 3: Cumulated daily\* number of SARS-CoV-2/COVID-19 papers with assigned MeSH terms and their distinct new MeSH terms.  
 \*February to April-27, 2020.

a considerable publication boost in March and April. Similar data were published by Kousha and Thelwall (2020) and Torres-Salinas (2020). About 20% of the papers have already assigned MeSH terms (Table 1). The daily distribution of papers with MeSH terms (Figure 2) is more or less similar to that of all papers (compare Figure 2 and Figure 1). Figure 3 shows that the cumulation of MeSH terms parallels the cumulation of MeSH papers. Both, Figure 2 and Figure 3, indicate that the MeSH terms used to classify SARS-CoV-2/COVID-19 papers may exhibit to some extent the knowledge accumulation and development around the pandemic.

### 3.1 Temporal development of MeSH descriptors

Tables 2 and 3 show the addition of (new) MeSH terms to indexed papers by day. Table 2 shows the numbers, Table 3 examples of the terms. Table 2 lists the dates and the number of publications with MeSH indexed as well as the numbers of new MeSH terms, i.e. MeSH terms which are not contained in the papers of the preceding dates. In Table 3 selected Medical Subject Headings are listed according to the sequence of their appearance from February to April 2020. The MeSH terms assigned to papers in the first half of February 2020 indicate the knowledge of a disease outbreak in China of pandemic proportions, caused by a betacoronavirus, and both, disease and virus, are already labelled (Table 3). The concomitant - possibly life-threatening - implications of the new disease, disease-spreading mechanisms, necessary diagnostic tools, assessment of especially vulnerable age groups, problems of health care systems, possible drug therapy schemes and other therapy approaches become evident using the information contained in MeSH terms assigned to papers published in subsequent days, weeks and months. Although the fraction of papers with assigned MeSH terms is relatively low (see Table 1), may the whole set of already more than 1700 MeSH terms (at the download date, see e.g. Table 2) greatly benefit (not only) medical experts.

## 4 Conclusion

The short analysis of SARS-CoV-2/COVID-19 publications presented here shows that careful inspection of the assigned Medical Subject Headings is worthwhile and associated with an increase of the knowledge base of the pandemic.

## References

Kousha, K., Thelwall, M. (2020): COVID-19 publications: Database coverage, citations, readers, tweets, news, Facebook walls, Reddit posts. *arXiv:2004.10400*. URL <http://arxiv.org/abs/2004.10400>.

R Core Team (2018): *R: A language and environment for statistical computing*. R Foundation for Statistical Computing, Vienna, Austria. URL <https://www.R-project.org/>.

Torres-Salinas, D. (2020): Daily growth rate of scientific production on Covid-19. Analysis in databases and open access repositories. *arXiv:2004.06721*. URL <http://arxiv.org/abs/2004.06721>. (also published as: Ritmo de crecimiento diario de la producción científica sobre Covid-19. Análisis en bases de datos y repositorios en acceso abierto. *El profesional de la información*, v. 29, n. 2, e290215. <https://doi.org/10.3145/epi.2020.mar.15>)

World Health Organization (May 4, 2020): *WHO Coronavirus Disease (COVID-19) Dashboard*. URL <https://covid19.who.int/>.

Table 2: Temporal increase of distinct MeSH terms assigned to SARS-CoV-2/COVID-19 papers.

Date	Papers with MeSH		New MeSH terms		Date	Papers with MeSH		New MeSH terms	
dd mm yyyy	number	cumulated	number	cumulated	dd mm yyyy	number	cumulated	number	cumulated
06 02 2020	1	1	3	3	21 03 2020	46	313	54	601
08 02 2020	1	2	16	19	24 03 2020	49	362	66	667
11 02 2020	1	3	3	22	25 03 2020	23	385	36	703
14 02 2020	1	4	4	26	27 03 2020	22	407	39	742
18 02 2020	1	5	3	29	28 03 2020	45	452	57	799
19 02 2020	1	6	7	36	28 03 2020	1	453	1	800
20 02 2020	9	15	29	65	31 03 2020	4	457	5	805
23 02 2020	1	16	1	66	01 04 2020	5	462	5	810
25 02 2020	1	17	3	69	02 04 2020	34	496	50	860
26 02 2020	1	18	1	70	03 04 2020	31	527	71	931
27 02 2020	1	19	0	70	04 04 2020	53	580	70	1001
29 02 2020	1	20	5	75	09 04 2020	132	712	134	1135
03 03 2020	2	22	7	82	10 04 2020	50	762	22	1157
04 03 2020	1	23	2	84	11 04 2020	93	855	79	1236
07 03 2020	8	31	18	102	14 04 2020	56	911	49	1285
10 03 2020	3	34	6	108	15 04 2020	69	980	60	1345
11 03 2020	3	37	11	119	16 04 2020	58	1038	61	1406
13 03 2020	4	41	9	128	17 04 2020	54	1092	56	1462
14 03 2020	5	46	12	140	18 04 2020	53	1145	43	1505
17 03 2020	60	106	137	277	21 04 2020	59	1204	37	1542
18 03 2020	28	134	53	330	22 04 2020	66	1270	44	1586
19 03 2020	96	230	155	485	23 04 2020	44	1314	37	1623
20 03 2020	37	267	62	547	24 04 2020	108	1422	76	1699
					25 04 2020	82	1504	70	1769

Table 3: SARS-CoV-2/COVID-19 papers 2020: Temporal sequence of MeSH terms appearance (examples).

Date	MeSH terms	Date	MeSH terms
February 06	INFORMATION DISSEMINATION DISEASE OUTBREAKS CORONAVIRUS INFECTIONS	March 17	LOPINAVIR-RITONAVIR DRUG COMBINATION  RITONAVIR LOPINAVIR CHLOROQUINE REMDESIVIR FECES
February 08	BETACORONAVIRUS COVID-19 SEVERE ACUTE RESPIRATORY SYNDROME CORONAVIRUS 2 PANDEMICS		
February 14	EMERGENCIES CHINA GLOBAL HEALTH		COVID-19 SEROTHERAPY SPIKE GLYCOPROTEIN, CORONAVIRUS SARS-COV-2
February 19	CONTACT TRACING  TRAVEL-RELATED ILLNESS	March 18	ASYMPTOMATIC INFECTIONS INFECTIOUS DISEASE TRANSMISSION, PATIENT-TO-PROFESSIONAL CLUSTERED REGULARLY INTERSPACED SHORT PALINDROMIC REPEATS
February 20	COVID-19 DIAGNOSTIC TESTING COVID-19 DRUG TREATMENT MULTIPLE ORGAN FAILURE	March 19	MOUTH MUCOSA
February 29	TOMOGRAPHY, X-RAY COMPUTED RADIOGRAPHY, THORACIC	March 20	VULNERABLE POPULATIONS HOMES FOR THE AGED
March 10	UNITED KINGDOM	March 27	MOLECULAR DOCKING SIMULATION
March 14	ITALY AGED, 80 AND OVER AGE DISTRIBUTION	April 14	INFECTIOUS DISEASE TRANSMISSION, PROFESSIONAL-TO-PATIENT WASTEWATER-BASED EPIDEMIOLOGICAL MONITORING
March 17	QUARANTINE HOSPITAL BED CAPACITY ZOOSES	April 16	MESENCHYMAL STEM CELLS FECAL MICROBIOTA TRANSPLANTATION
		April 21	OLFACTION DISORDERS
		April 24	TASTE DISORDERS BLOOD COAGULATION DISORDERS
		April 25	CRISPR-CAS SYSTEMS