

# Schema-Guided Natural Language Generation

Yuheng Du<sup>1\*</sup>, Shereen Oraby<sup>1\*</sup>, Vittorio Perera<sup>1\*</sup>, Minmin Shen<sup>1</sup>, Anjali Narayan-Chen<sup>2†</sup>,  
Tagyoung Chung<sup>1</sup>, Anu Venkatesh<sup>1</sup>, Dilek Hakkani-Tur<sup>1</sup>

<sup>1</sup>Amazon Alexa AI

<sup>2</sup>University of Illinois at Urbana-Champaign

{yuhendu, orabys, pererv, shenm, tagyoung, anuvenk, hakkaniit}@amazon.com  
{nrynchn2}@illinois.edu

## Abstract

Neural network based approaches to natural language generation (NLG) have gained popularity in recent years. The goal of the task is to generate a natural language string to realize an input meaning representation, hence large datasets of paired utterances and their meaning representations are used for training the network. However, dataset creation for language generation is an arduous task, and popular datasets designed for training these generators mostly consist of simple meaning representations composed of slot and value tokens to be realized. These simple meaning representations do not include any contextual information that may be helpful for training an NLG system to generalize, such as domain information and descriptions of slots and values. In this paper, we present the novel task of Schema-Guided Natural Language Generation, in which we repurpose an existing dataset for another task: dialog state tracking. Dialog state tracking data includes a large and rich schema spanning multiple different attributes, including information about the domain, user intent, and slot descriptions. We train different state-of-the-art models for neural natural language generation on this data and show that inclusion of the rich schema allows our models to produce higher quality outputs both in terms of semantics and diversity. We also conduct experiments comparing model performance on seen versus unseen domains. Finally, we present human evaluation results and analysis demonstrating high ratings for overall output quality.

## 1 Introduction

Much of the recent work on Neural Natural Language Generation (NNLG) focuses on generating a natural language string given some input content,

primarily in the form of a structured Meaning Representation (MR) (Moryossef et al., 2019; Gong et al., 2019; Dušek et al., 2018; Liu et al., 2017; Colin et al., 2016; Wen et al., 2016; Dusek and Jurcicek, 2016; Dušek and Jurcicek, 2015; Wen et al., 2015). Popular datasets used for MR-to-text generation are confined to limited domains, e.g., restaurants or product information. They usually consist of simple tuples of slots and values describing the content to be realized, failing to offer any additional information that might be useful for the generation task (Novikova et al., 2017b; Gardent et al., 2017; Wen et al., 2015). Table 1 shows examples of MRs from popular datasets.

Dataset	MR	Reference
<b>E2E</b> (Novikova et al., 2017b)	INFORM name[The Punter], food[Indian], priceRange[cheap]	The Punter offers cheap Indian food.
<b>Laptop</b> (Wen et al., 2016)	INFORM name[satellite eurus65], type[laptop], memory[4gb], driver-Range[medium], isForBusiness[false]	The satellite eurus 65 is a laptop designed for home use with 4 gb of memory and a medium sized hard drive

Table 1: Sample MRs from popular NNLG datasets.

Only having simple and limited information within these MRs has several shortcomings. Model outputs are either very generic or generators have to be trained for a narrow domain and cannot be used for new domains. Thus, some recent work has focused on different methods to improve naturalness (Zhu et al., 2019) and promote domain transfer (Tran and Nguyen, 2018; Wen et al., 2016).

The fact is that the use of an MR is not unique to the problem of language generation: tasks such as dialog state tracking (Rastogi et al., 2019), policy learning (Chen et al., 2018), and task completion (Li et al., 2017) also require the use of an MR to track context and state information relevant to the

\*Authors contributed equally and are listed alphabetically.

†Author contributed to this work as an intern at Amazon.

task. MRs from these more dialog-oriented tasks are often referred to as a “schema.”

While dialog state tracking schema do not necessarily include descriptions (and generally only include names of intents, slots, and values like traditional MRs), recent work has suggested that the use of descriptions may help with different language tasks, such as zero-shot and transfer learning (Bapna et al., 2017). The most recent Dialog System Technology Challenge (DSTC8) (Rastogi et al., 2019) implements this by introducing the idea of *schema-guided* dialog state tracking.

Table 2 shows a sample schema from DSTC8. It is much richer and more contextually informative than traditional MRs. Each turn annotated with information about the current speaker, (e.g., SYSTEM, USER), dialog act (e.g., REQUEST), slots (e.g., CUISINE), values (e.g., Mexican and Italian), as well as the surface string utterance. When comparing this schema in Table 2 to the MRs from Table 1, we can see that the only part of the schema reflected in the MRs is the ACTIONS section, which explicitly describes intents, slots, and values.

---

<b>ACTIONS -</b>
ACT: REQUEST
SLOT: CUISINE
VALUES: Mexican, Italian
<b>SLOT DESCRIPTIONS -</b>
CUISINE: “Cuisine of food served in the restaurant”
SLOT TYPE: CUISINE: is_categorical=true
<b>INTENT -</b> FindRestaurants
<b>INTENT DESCRIPTION:</b> “Find a restaurant of a particular cuisine in a city”
<b>SERVICE -</b> Restaurants_1
<b>SERVICE DESCRIPTION:</b> “A leading provider for restaurant search and reservations”
<b>SPEAKER -</b> System
<b>UTTERANCE -</b> “Is there a specific cuisine type you enjoy, such as Mexican, Italian, or something else?”

---

Table 2: Sample schema from DSTC8. “Actions” describe a traditional MR; blue fields are newly introduced in the schema.

To our knowledge, no previous work on NNLG has attempted to generate natural language strings from schemata using this vastly richer and more informative data. In this paper, we propose the new task of *Schema-guided Natural Language Generation*, where we take a turn-level schema as input and generate a natural language string describing the required content, guided by the context information provided in the schema. Following previous work on schema-guided language tasks, we hypothesize that descriptions in the schema will lead to better generated outputs and the possibility of zero-

shot learning (Bapna et al., 2017). For example, to realize the MR *REQUEST(time)*, domain-specific descriptions of common slots like *time* can help us realize better outputs, such as “What time do you want to reserve your dinner?” in the restaurant domain, and “What time do you want to see your movie?” for movies. Similarly, we note that for dialog system developers, writing domain-specific templates for all scenarios is clearly not scalable, but providing a few domain-specific descriptions for slots/intents is much more feasible.

To allow our models to better generalize and to be more directly useful in the context of a dialog system, we specifically focus on system-side turns from the DSTC8 dataset and generate natural language templates, i.e., delexicalized surface forms, such as “Is there a specific cuisine type you enjoy, such as \$cuisine1, \$cuisine2, or something else?” from the example schema in Table 2.

Our contributions in this paper are three-fold: (1) we introduce the novel task of *schema-guided NLG*, (2) we present our methods to include schema descriptions in state-of-the-art NNLG models, and (3) we demonstrate how using a schema leads to better quality outputs than traditional MRs. We experiment with three different NNLG models (Sequence-to-Sequence, Conditional Variational AutoEncoders, and GPT-2 as a Pretrained Language Model). We show that the rich additional information in schemata not only helps provide a context for the generation task, i.e., including domain names and descriptions, but also allows our NNLG models to learn more domain-specific information that might not otherwise be represented in the data. We also present experiments focused on quantifying model performance on domains unseen in training and present a human evaluation aimed at assessing model quality in terms of naturalness and semantic correctness.

## 2 Data

To create a rich dataset for NNLG, we repurpose the dataset used for the Schema-Guided State Tracking track of DSTC8 (Rastogi et al., 2019).<sup>1</sup> We describe our data preprocessing in this section.

Since we are focused on system turns, we first drop all the user turns. The second step in the preprocessing pipeline is to delexicalize each of

<sup>1</sup><https://github.com/google-research-datasets/dstc8-schema-guided-dialogue>

the system utterances. The original data is annotated with the spans of the slots mentioned in each turn. We replace these mentions with the slot type plus an increasing index prefixed by the \$ sign, e.g., \$cuisine\_1. For example, the utterance “Is there a specific cuisine type you enjoy, such as Mexican, Italian, or something else?” becomes “Is there a specific cuisine type you enjoy, such as \$cuisine\_1, \$cuisine\_2 or something else?”

The third step is to extract the MR corresponding to each system turn. We chose to represent MRs slightly differently from the original data. An MR is a 3-tuple: one dialog act has exactly one slot and one value. Therefore, an MR such as *REQUEST*(cuisine = [Mexican, Italian]) becomes *REQUEST*(cuisine=\$cuisine\_1), *REQUEST*(cuisine=\$cuisine\_2) (see Table 3). Note that the MR has been delexicalized in the same fashion as the utterance. Similarly, for MRs that do not have a value, e.g., *REQUEST*(city), we introduced the null value resulting in *REQUEST*(city=null). We also use the null value to replace the slot in dialog acts that do not require one, e.g., *BYE*() becomes *BYE*(null=null). This choice is due to how we encode MRs in our models.

Once we generate templates and MR pairs, we add information about the service. In DSTC8, there are multiple **services** within a single **domain**, e.g., services *travel\_1* and *travel\_2* are both part of the *travel* domain, but have distinct schema.<sup>2</sup> DSTC8 annotates each turn with the corresponding service, so we reuse this information. Our schema also includes user intent.<sup>3</sup> Since only user turns are annotated with intent information, we use the immediately preceding user turn’s intent annotation if the system turn and the user turn share the same service. If the service is not the same, we drop the intent information, i.e., we use an empty string for intent (this only happens in 3.3% of the cases).

Next, we add information extracted from the schema file of the original data. This includes service description, slot description (one description for each slot in the MR), and intent description. These description are very short English sentences (on average 9.8, 5.9 and 8.3 words for services, slot and intent). Lastly, we add to each tuple a sentence describing, in plain English, the mean-

ing of the MR. These description are not directly available in DSTC8 but are procedurally generated by a set of rules.<sup>4</sup> For example, the MR *CONFIRM*(city=\$city\_1) is “Please confirm that the [city] is [\$city\_1].” The intuition behind these *natural language MRs* is to provide a more semantically informative representation of the dialog acts, slots and values.

Table 4 shows statistics for the final dataset. In summary, it is composed of nearly 4K MRs and over 140K templates. On average, every MR has 58 templates associated with it, but there is a large variance. There is one MR with over 1.7K templates (*CONFIRM*(restaurant\_name, city, time, party\_size, date)) and many with only one.

#### DSTC8 (ORIGINAL)

##### ACTIONS -

ACT: REQUEST

SLOT: CUISINE

VALUES: Mexican, Italian

UTTERANCE - “Is there a specific cuisine type you enjoy, such as Mexican, Italian, or something else?”

#### DSTC8 PREPROCESSED FOR NLG

MR=[REQUEST(cuisine=\$cuisine1),  
REQUEST(cuisine=\$cuisine2)]

UTTERANCE - “Is there a specific cuisine type you enjoy, such as \$cuisine1, \$cuisine2, or something else?”

Table 3: Data preprocessing and delexicalization.

	Train	Dev	Test
Templates	110595	14863	20022
Meaning Representations	1903	1314	749
Services	26	26	17
Domains	16	16	16

Table 4: Preprocessed dataset statistics.

## 3 Models

### 3.1 Feature Encoding

We categorize the features in schemata into two different types. The first type is **symbolic features**. Symbolic features are encoded using a word embedding layer. They typically consist of single tokens, e.g., service name or dialog act. Since these features resemble variable names, we do not consider their semantics: thus, slot type named *restaurant* and *restaurant\_name* are encoded separately. The second type of features is **natural language features**. These features are typically sentences, e.g., service or slot descriptions,

<sup>2</sup>We show service examples in the appendix.

<sup>3</sup>At the time of writing, the DSTC8 test set is not annotated with user intent. Since we are using user intents for our task, we use DSTC8 dev set as our test set. We randomly split the DSTC8 train set into 90% training and 10% development.

<sup>4</sup>We have a single rule for each act type; 10 in total.

that we encode using BERT (Devlin et al., 2018) to derive a single embedding tensor.

To represent the full schema, we adopt a flat-encoding strategy. The first part of each schema is the MR, which we define as a sequence of dialog act, slot, and value tuples. At each timestep, we encode a three-part sequence: (1) a new act, slot, and value tuple from the MR, (2) the embeddings of all schema-level features (i.e., services, intents, and their descriptions), and (3) the embedding of the current slot description (see Figure 1).

DA <sub>1</sub>	Slot <sub>1</sub>	Value <sub>1</sub>	Service	Service Desc	Intent	Intent Desc	Slot <sub>1</sub> Desc
DA <sub>2</sub>	Slot <sub>2</sub>	Value <sub>2</sub>	Service	Service Desc	Intent	Intent Desc	Slot <sub>2</sub> Desc
⋮							
DA <sub>n</sub>	Slot <sub>n</sub>	Value <sub>n</sub>	Service	Service Desc	Intent	Intent Desc	Slot <sub>n</sub> Desc

Figure 1: Flat-encoding strategy.

### 3.2 Sequence-to-Sequence

Our first model is a Seq2Seq model with attention, copy, and constrained decoding (model diagram in the appendix). We implement the attention from Luong et al. (2015):

$$a_t = \text{softmax}(\text{align}(h_t, s_t))$$

where *align* is a function that computes the alignment score of the hidden state of the encoder  $h_t$  and the decoder hidden state,  $s_t$ . The goal of this layer is to attend to the more salient input features.

The copy mechanism we add is based on pointer-generator networks (See et al., 2017). When using the pointer generator, at each decoding step  $t$  we compute a probability  $p_{gen}$ :

$$p_{gen} = \sigma(w_h^T h_t^* + w_s^T s_t + w_x^T x_t + b_{ptr})$$

where  $w_h$ ,  $w_s$ , and  $w_x$  are learnable weights matrix;  $h_t^*$  is a context vector computed by combining the encoder hidden state and the attention weights,  $s_t$  is the decoder hidden state,  $x_t$  the decoder input, and  $b_{ptr}$  is a bias term. The probability  $p_{gen}$  is used to determine the next word  $w$  generated according to the following equation:

$$P(w) = p_{gen} P_{vocab}(w) + (1 - p_{gen}) \sum_i a_i^t$$

Thus  $p_{gen}$  behaves like a switch to decide whether to generate from the vocab or copy from the input. The goal of the copy mechanism is to enable the generation of special symbols such as `$cuisine_1` that are specific to the service.

### 3.3 Conditional Variational Auto-Encoder

The Conditional Variational Auto-Encoder (CVAE) (Hu et al., 2017) is an extension of the VAE models, where an additional vector  $c$  is attached to the last hidden state of the encoder  $z$  as the initial hidden state of the decoder. The vector  $c$  is used to control the semantic meaning of the output to align with the desired MR. We use the encoded feature vector described in Section 3.1 as  $c$ . The model objective is the same as VAE, which is the sum of reconstruction loss and KullbackLeibler divergence loss. At training time,  $z$  is the encoded input sentence. At prediction time,  $z$  is sampled from a Gaussian prior learned from the training time. We also adapt the attention mechanism for CVAE by adding an additional matrix  $W_e$  to compute the alignment score:

$$\text{align}(h_t, \tilde{s}_t) = W(W_e * h_t + \tilde{s}_t)$$

where  $\tilde{s}_t$  is the decoder hidden state.

For both the Seq2Seq and CVAE models, we use constrained decoding to prune out candidate outputs that contain slot repetitions. Using a beam, we keep track of the slots that have already been generated and set the probability of a new candidate node to zero if generated slots are repeated.

### 3.4 Pretrained Language Model: GPT-2

We also experiment with a pretrained language model, specifically GPT-2 (Radford et al., 2019).<sup>5</sup> Since GPT-2 is trained on purely natural language strings, we first combine the symbolic and natural language features into flat natural language strings, similar to previous work by Budzianowski and Vulić (2019). We fine-tune the GPT-2 model using these natural language inputs with the target template.<sup>6</sup> At prediction time, given the schema tokens as input, we use our fine-tuned GPT-2 model with a language model head to conditionally generate an output sequence (until we hit an end-of-sequence token).

## 4 Evaluation

For each of our three models, we generate a single output for each test instance. Table 5 shows example model outputs.

<sup>5</sup>GPT-2 small from HuggingFace Transformers (<https://github.com/huggingface/transformers>)

<sup>6</sup>We train with special beginning of sequence, end of sequence, and separator tokens such that each training instance is: “[BOS] schema-tokens [SEP] target-tokens [EOS].”



<p><b>[Schema 1] ACTIONS (MR):</b> <i>INFORM(price-per-night= \$price-per-night1), NOTIFY-SUCCESS(null=null)</i>  <i>Slot Desc: price-per-night: "price per night for the stay"</i>  <i>Service: hotels-4      Service Desc: "Accommodation searching and booking portal"</i>  <i>Intent: ReserveHotel    Intent Desc: "Reserve rooms at a selected place for given dates."</i>  <i>Natural Language MR: the [price per night] is [\$price-per-night1]. the request succeeded.</i></p>	
Ref	\$price-per-night1 a night
Seq2Seq	your reservation is booked and the total cost is \$price-per-night1 .
CVAE	your reservation has been made . the total cost is \$price-per-night1 per night .
GPT2	your reservation was successful! the cost of the room is \$price-per-night1 per night.
<p><b>[Schema 2] ACTIONS (MR):</b> <i>OFFER(movie-name= \$movie-name1), OFFER(movie-name= \$movie-name2)</i>  <i>OFFER(movie-name= \$movie-name3), INFORM(count=\$count1)</i>  <i>Slot Desc: movie-name: "name of the movie", count: "the number of items that satisfy the user's request"</i>  <i>Service: media-2      Service Desc: "The widest selection and lowest prices for movie rentals"</i>  <i>Intent: FindMovies    Intent Desc: "Find movies to watch by genre and, optionally, director or actors"</i>  <i>Natural Language MR: there is [\$movie-name2] for [movie name].</i>  <i>there is [\$movie-name3] for [movie name]. there is [\$movie-name1] for [movie name]. the [count] is [\$count1].</i></p>	
Ref	\$count1 movies \$movie-name1 \$movie-name2 and \$movie-name3
Seq2Seq	i found \$count1 movies . how about \$movie-name2 ?
CVAE	i found \$count1 movies you might like . how about \$movie-name1 , \$movie-name2 or \$movie-name3 ?
GPT2	sure. hey! i've got \$count1 movies. do you wish to watch any of these movies - \$movie-name1, \$movie-name2 or \$movie-name3?
<p><b>[Schema 3] ACTIONS (MR):</b> <i>REQUEST(transfer-amount=null), REQUEST(recipient-name=null)</i>  <i>Slot Desc: transfer-amount: "the amount of money to transfer", recipient-name: "the name of the recipient to transfer [...]"</i>  <i>Service: banks-2      Service Desc: "Service to manage your bank accounts and finances"</i>  <i>Intent: TransferMoney    Intent Desc: "Transfer money to another user"</i>  <i>Natural Language MR: "what [transfer amount] do you want? what [recipient name] do you want?"</i></p>	
Ref	amount? recipient?
Seq2Seq	what type of ride do you want to transfer ?
CVAE	what is your destination ? how much do you want to send the money to ?
GPT2	sure, i can help you with that. how much would you like to transfer from? who would you like to send it to?

Table 5: Example model outputs. All models are correct for Schema 1. Seq2Seq model dropped two slots for Schema 2. Schema 3 has incorrect outputs for Seq2Seq and CVAE.

## 4.1 Evaluation Metrics

We focus on three distinct metric types: similarity to references, semantic accuracy, and diversity.

**Similarity to references.** As a measure of how closely our outputs match the corresponding test references, we use BLEU (n-gram precision with brevity penalty) (Papineni et al., 2002) and METEOR (n-gram precision and recall, with synonyms) (Lavie and Agarwal, 2007). To compute these, we find the score for each output compared to references for that instance, and average across all instances.<sup>7</sup> We include these metrics in our evaluation for primarily for completeness and supplement them with a human evaluation, since it is widely agreed that lexical overlap-based metrics are weak measures of quality (Novikova et al., 2017a; Belz and Reiter, 2006; Bangalore et al., 2000).

**Semantic accuracy.** We compute the slot error rate (SER) for each model output as compared to the corresponding MR by finding the total number of deletions, repetitions, and hallucinations over the total number of slots for that instance (lower the bet-

ter).<sup>8</sup> It is important to note that we only consider slots that have explicit values (e.g., *MR: INFORM date=\$date1*) for our SER computations. We are investigating methods to compute SER over implicit slots (e.g., *MR: REQUEST party\_size=null*) as future work, since it is non-trivial to compute due to the various ways an implicit slot might be expressed in a generated template (e.g., "How many people are in your party?", or "What is the size of your group?"). We also compute "slot match rate", or the ratio of generated outputs that contain exactly the same slots as the matching test MR.

**Diversity.** We measure diversity based on vocabulary, distinct- $N$  (the ratio between distinct  $n$ -grams over total  $n$ -grams) (Li et al., 2016) and novelty (the ratio of unique generated utterances in test versus references in train).<sup>9</sup>

<sup>8</sup>Although Wen et al. (2015) compute SER using only deletions and repetitions, we include hallucinations to capture errors more accurately.

<sup>9</sup>To avoid inflating novelty metrics, we normalize our template values. (e.g., "Table is reserved for \$date1." is normalized to "Table is reserved for \$date." for any \$date $N$  value).

<sup>7</sup>We use NLTK for BLEU4/METEOR (Bird et al., 2009).

		Similarity to Refs		Semantics		Diversity				
		BLEU Avg	METEOR Avg	SER Avg ↓	Slot Match Rate	Vocab1 (Gold: 2.5k)	Vocab2 (Gold: 20k)	Distinct1 (Gold: 0.01)	Distinct2 (Gold: 0.1)	Novelty
Seq2Seq	MR	0.4616	0.2556	<b>0.1602</b>	<b>0.7530</b>	253	614	0.0398	0.1093	<b>0.5741</b>
	Schema	<b>0.4885</b>	<b>0.2680</b>	0.2062	0.7009	<b>275</b>	<b>699</b>	<b>0.0445</b>	<b>0.1288</b>	0.5674
CVAE	MR	0.4899	0.2732	0.2469	0.6622	292	727	0.0406	0.1128	0.5434
	Schema	<b>0.5079</b>	<b>0.2906</b>	<b>0.2407</b>	<b>0.6983</b>	<b>327</b>	<b>924</b>	<b>0.0445</b>	<b>0.1401</b>	<b>0.6142</b>
GPT2	MR	0.4108	0.2974	0.1929	0.8331	648	2491	0.0818	0.3471	0.5808
	Schema	<b>0.4587</b>	<b>0.3266</b>	<b>0.1810</b>	<b>0.8558</b>	<b>678</b>	<b>2659</b>	<b>0.0868</b>	<b>0.3767</b>	<b>0.5955</b>

Table 6: Automatic evaluation metrics comparing traditional MR vs. rich schema. Higher is better for all metrics except SER.

## 4.2 Traditional MR vs. Rich Schema

Table 6 compares model performance when trained using only the traditional MR versus using the full schema (better result for each model in bold).

We first compare the performance of different models. From the table, we see that Seq2Seq and CVAE have higher BLEU compared to GPT2 (for both MR and Schema), but that GPT2 has a higher METEOR. This indicates that GPT2 is more frequently able to generate outputs that are semantically similar to references, but that might not be exact lexical matches (e.g., substituting “film” for “movie”) since GPT2 is a pretrained model. Similarly, GPT2 has a significantly higher vocabulary and diversity than both Seq2Seq and CVAE.

Next, we compare the performance of each model when trained using MR versus Schema. For all models, we see an improvement in similarity metrics (BLEU/METEOR) when training on the full schema. Similarly, in terms of diversity, we see large increases in vocabulary for all models, as well as increases in distinct- $N$  and novelty (with the exception of Seq2Seq novelty, which drops slightly).

In terms of semantic accuracy, we see an improvement in both SER and Slot Match Rate for both CVAE and GPT2. For Seq2Seq, however, we actually see that the model performs better on semantics when training on only the MR. To investigate, we look at a breakdown of the kinds of errors made. We find that Seq2Seq/CVAE only suffer from deletions, but GPT2 also produces repetitions and hallucinations; however, training using the schema reduces the number of these mistakes enough to result in an SER improvement for GPT2 (see appendix for details).

## 4.3 Seen vs. Unseen Services

Next, we are interested to see how our models perform on specific services in the dataset. Recall that the original dataset consists of a set of services that can be grouped into domains: e.g., services

*restaurant\_1* and *restaurant\_2* are both under the *restaurant* domain. Based on this, we segment our test set into three parts, by service: *seen*, or services that have been seen in training, *partially-unseen*, or services that are unseen in training but are part of domains that have been seen, and *fully-unseen* where both the service and domain are unseen.<sup>10</sup> Table 12 shows model performance in terms of BLEU and SER. We sort services by how many references we have for them in test; *events\_1* for example constitutes 19% of the 20K test references. To focus our discussion here, we show only the top-3 and bottom-1 services in terms of percentage of test references.<sup>11</sup> For fully-unseen we show the only available service (*alarm\_1*). We show the best scores in bold and the worst scores in italic.

For seen services (Figure 12a), we see the highest BLEU scores for all models on the *rentalcars\_1* (which has a high distribution of refs). We note that SER is consistently low across all models (the worst SER across seen is 0.23). We also observe that *weather\_1*, which is different from the rest of the more reservation-focused domains, has the smallest test distribution and notably high SER.

For partially-unseen services (Figure 12b), we see the best BLEU for all models on *services\_4*, and the best SER on *restaurants\_2* (again, with the highest percentage of test references). We note that *flights\_3* has the worst SER for Seq2Seq/CVAE (second worst for GPT2), despite having a large test distribution. Upon investigation, we find slot descriptions errors: e.g., slot *origin\_airport\_name* has slot description “*Number of the airport flying out from*” indicating that models are sensitive to schema errors.

To better understand how the models do on average across all services (weighted by the percentage of test refs), we show average BLEU/SER scores in Table 8. We again compare performance between

<sup>10</sup>We show distribution plots by service in the appendix.

<sup>11</sup>We show results for all services in the appendix.

Service	% Test Refs	SEQ2SEQ		CVAE		GPT2	
		BLEU	SER↓	BLEU	SER↓	BLEU	SER↓
events_1	19%	0.6747	<b>0.0490</b>	0.6668	<b>0.0294</b>	0.5573	0.0588
rentalcars_1	18%	<b>0.7706</b>	0.1500	<b>0.7383</b>	0.1125	<b>0.6638</b>	0.1000
buses_1	15%	0.4787	0.1542	0.5559	0.1000	0.4445	<b>0.0167</b>
weather_1	7%	0.6310	0.1528	0.7286	0.1111	0.5866	0.1667

(a) Seen services.

Service	% Test Refs	SEQ2SEQ		CVAE		GPT2	
		BLEU	SER↓	BLEU	SER↓	BLEU	SER↓
restaurants_2	24%	0.3575	<b>0.2098</b>	0.3291	<b>0.3501</b>	0.3217	<b>0.0527</b>
flights_3	18%	0.3402	0.4579	0.3920	0.5000	0.3528	0.7368
services_4	18%	<b>0.6233</b>	0.2197	<b>0.5027</b>	0.4013	<b>0.6117</b>	0.0851
movies_2	4%	0.4682	0.4028	0.5003	0.4444	0.4561	0.8472

(b) Partially-unseen services.

Service	% Test Refs	SEQ2SEQ		CVAE		GPT2	
		BLEU	SER↓	BLEU	SER↓	BLEU	SER↓
alarm_1	100%	0.5641	0.2667	0.5864	0.2667	0.3827	0.5833

(c) Fully-unseen services.

Table 7: Automatic evaluation metrics across seen, partially-unseen, and fully-unseen services when training with schema.

	SEQ2SEQ		CVAE		GPT2	
	BLEU	SER↓	BLEU	SER↓	BLEU	SER↓
<b>Seen</b>						
MR	0.55	<b>0.07</b>	0.59	0.12	0.49	0.05
Sch	<b>0.61</b>	0.12	<b>0.65</b>	<b>0.09</b>	<b>0.56</b>	<b>0.04</b>
<b>Partially-Unseen</b>						
MR	0.45	<b>0.23</b>	<b>0.48</b>	<b>0.34</b>	0.39	0.31
Sch	<b>0.45</b>	0.28	0.43	0.37	<b>0.44</b>	<b>0.29</b>
<b>Fully-Unseen</b>						
MR	0.52	0.27	0.51	0.27	0.31	<b>0.48</b>
Sch	<b>0.56</b>	<b>0.27</b>	<b>0.59</b>	<b>0.27</b>	<b>0.38</b>	0.58

Table 8: Average BLEU and SER by service splits.

training on the MR vs. the schema. On average, we see that for the seen and fully-unseen partitions, training with the schema is better across almost all metrics. For partially-unseen, we see that CVAE performs better when training on only the MR; however, when averaging across the full test in Table 6, we see an improvement with schema.

We see naturally higher BLEU and lower SER for seen vs. partially-seen. Surprisingly, we see higher schema BLEU for Seq2Seq on fully-unseen as compared to partially-unseen, but we note that there is a very small fully-unseen sample size (only 10 test MRs). We also note that GPT2 has high SER for the fully-unseen domain; upon inspection, we see slot hallucination from GPT2 within *alarm\_1*, while Seq2Seq/CVAE never hallucinate.

#### 4.4 Human Evaluation

We conduct an annotation study to evaluate our schema-guided output quality. We randomly sample 50 MRs from our test set, and present 3 annotators with a single output for each model as well as a reference (randomly shuffled).<sup>12</sup>

We ask the annotators to give a binary rating for each output across 3 dimensions: *grammar*, *naturalness*, and *semantics* (as compared to the input MR). We also get an “overall” rating for each template on a 1 (poor) to 5 (excellent) Likert scale.

Table 9 summarizes the results of the study. For grammar, naturalness, and semantics, we show the ratio of how frequently a given model or reference output is marked as correct over all outputs for that model. For the “overall” rating, we average the 3 ratings given by the annotators for each instance, and present an average across all MRs (out of 5).

	Grammar	Naturalness	Semantics	Overall
Reference	0.95	0.67	0.91	3.97
Seq2Seq	0.82	0.58	0.37	2.72
CVAE	<b>0.89</b>	<b>0.73</b>	0.44	3.01
GPT2	0.80	0.61	<b>0.70</b>	<b>3.61</b>

Table 9: Average human evaluation scores for different quality dimensions.

From the table, we see that in terms of grammar and naturalness, CVAE has the highest score of all

<sup>12</sup>To make annotation more intuitive, we automatically lexicalize slots with values from the schema (although this may add noise), e.g., “The date is \$date1” → “The date is [March 1st].” We use the same values for all templates for consistency.

models. It is particularly interesting to note that CVAE even beats the reference in terms of naturalness, highlighting the fact that even reference quality is subjective not necessarily a gold-standard. In terms of semantics, we see that GPT-2 has the highest ratings of all models. Most interestingly, we see that CVAE has a significantly lower semantic rating, although it is the winner on grammar and naturalness, indicating that while CVAE outputs may be fluent, they frequently do not actually express the required content (see Schema 3 in Table 5). This finding is also consistent with our SER calculations from Table 6, where we see that CVAE has the highest SER.<sup>13</sup>

In terms of overall score, we see that GPT-2 has the highest rating of all three models, closely matching the ratings for the references. This can be attributed to its higher semantic accuracy, combined with good (even if not the highest) ratings on grammar and naturalness.

## 5 Related Work

Most work on NNLG uses a simple MR that consists of slots and value tokens that only describe information that should be realized, without including contextual information to guide the generator as we do; although some work has described how this could be useful (Walker et al., 2018). WebNLG (Colin et al., 2016) includes structured triples from Wikipedia which may constitute slightly richer MRs, but are not contextualized. Oraby et al. (2019) generate rich MRs that contain syntactic and stylistic information for generating descriptive restaurant reviews, but do not include any contextual information that does not need to be included in the output realization. Table-to-text generation using ROTOWIRE (NBA players and stats) also includes richer information, but it is also not contextualized (Gong et al., 2019).

Other previous work has attempted to address domain transfer in NLG. Dethlefs et al. (2017) use an abstract meaning representation (AMR) as a way to share common semantic information across domains. Wen et al. (2016) use a “data counterfeiting” method to generate synthetic data from existing domains to train models on unseen domains, then fine-tune on a small set of in-domain utterances. Tran et al. (2018) also train models on a source

domain dataset, then fine-tune on a small sample of target domain utterances for domain adaptation. Rather than fine-tuning models for new domains, our data-drive approach allows us to learn domain information directly from the data schema.

## 6 Conclusions

In this paper, we present the novel task of *Schema-Guided NLG*. We demonstrate how we are able to generate templates (i.e., delexicalized surface strings) across different domains using three state-of-the-art models, informed by a rich schema of information including intent and slot descriptions and domain information. We describe how we preprocess the DSTC8 schema-guided dialog dataset from the dialog state tracking community, repurposing it for NLG. In our evaluation, we demonstrate how training using this rich schema shows improvements across different similarity (up to 0.51 BLEU and 0.32 METEOR), semantic (low as 0.18 average SER), and diversity (up to 2.5K bigram vocabulary) metrics on both seen and unseen domains. Through a human evaluation, we show how our outputs are rated up to 3.61 out of 5 overall (as compared to 3.97 for references). We observe that different models have different strengths: Seq2Seq and CVAE have higher BLEU reference similarity scores, while GPT2 is significantly more diverse and is scored highest in human evaluation.

For future work, we are interested in exploring how schema-guided NLG can be used in the context of a dialog system, where only outputs that have no slot errors and have the best overall fluency should be selected as candidate responses. We are also interested in improving both the semantic correctness and overall fluency of our model outputs by introducing improved methods for constrained decoding and language model integration. Additionally, we plan to develop more accurate automatic measures of semantic quality, as well as more fine-grained control of domain transfer.

## References

Srinivas Bangalore, Owen Rambow, and Steve Whittaker. 2000. [Evaluation metrics for generation](#). In *INLG’2000 Proceedings of the First International Conference on Natural Language Generation*, pages 1–8, Mitzpe Ramon, Israel. Association for Computational Linguistics.

Ankur Bapna, Gokhan Tur, Dilek Hakkani-Tur, and

<sup>13</sup>We compute Fleiss Kappa scores for each dimension, finding near-perfect agreement for semantics (0.87), substantial agreement for grammar (0.76), and moderate agreement for naturalness (0.58) and overall (0.47).



- Larry Heck. 2017. Towards zero shot frame semantic parsing for domain scaling. In *Interspeech 2017*.
- Anja Belz and Ehud Reiter. 2006. [Comparing automatic and human evaluation of NLG systems](#). In *11th Conference of the European Chapter of the Association for Computational Linguistics*, Trento, Italy. Association for Computational Linguistics.
- Steven Bird, Ewan Klein, and Edward Loper. 2009. *Natural Language Processing with Python*, 1st edition. O'Reilly Media, Inc.
- Paweł Budzianowski and Ivan Vulić. 2019. [Hello, it's GPT-2 - how can I help you? towards the use of pre-trained language models for task-oriented dialogue systems](#). In *Proceedings of the 3rd Workshop on Neural Generation and Translation*, pages 15–22, Hong Kong. Association for Computational Linguistics.
- Lu Chen, Bowen Tan, Sishan Long, and Kai Yu. 2018. [Structured dialogue policy with graph neural networks](#). In *Proceedings of the 27th International Conference on Computational Linguistics*, pages 1257–1268, Santa Fe, New Mexico, USA. Association for Computational Linguistics.
- Emilie Colin, Claire Gardent, Yassine Mrabet, Shashi Narayan, and Laura Perez-Beltrachini. 2016. [The webnlg challenge: Generating text from dbpedia data](#). In *Proceedings of the 9th International Natural Language Generation conference*, pages 163–167. Association for Computational Linguistics.
- Nina Dethlefs. 2017. Domain transfer for deep natural language generation from abstract meaning representations. *IEEE Computational Intelligence Magazine*, 12:18–28.
- Jacob Devlin, Ming-Wei Chang, Kenton Lee, and Kristina Toutanova. 2018. Bert: Pre-training of deep bidirectional transformers for language understanding. *arXiv preprint arXiv:1810.04805*.
- Ondřej Dušek and Filip Jurčicek. 2015. [Training a natural language generator from unaligned data](#). In *Proceedings of the 53rd Annual Meeting of the Association for Computational Linguistics and the 7th International Joint Conference on Natural Language Processing (Volume 1: Long Papers)*, pages 451–461, Beijing, China. Association for Computational Linguistics.
- Ondřej Dusek and Filip Jurčicek. 2016. [A context-aware natural language generator for dialogue systems](#). *CoRR*, abs/1608.07076.
- Ondřej Dušek, Jekaterina Novikova, and Verena Rieser. 2018. [Findings of the e2e nlg challenge](#). In *Proceedings of the 11th International Conference on Natural Language Generation*, pages 322–328. Association for Computational Linguistics.
- Claire Gardent, Anastasia Shimorina, Shashi Narayan, and Laura Perez-Beltrachini. 2017. [Creating Training Corpora for NLG Micro-Planning](#). In *55th annual meeting of the Association for Computational Linguistics (ACL)*, Vancouver, Canada.
- Heng Gong, Xiaocheng Feng, Bing Qin, and Ting Liu. 2019. Table-to-text generation with effective hierarchical encoder on three dimensions (row, column and time). In *EMNLP/IJCNLP*.
- Zhiting Hu, Zichao Yang, Xiaodan Liang, Ruslan Salakhutdinov, and Eric P Xing. 2017. Toward controlled generation of text. In *Proceedings of the 34th International Conference on Machine Learning-Volume 70*, pages 1587–1596. JMLR.org.
- Alon Lavie and Abhaya Agarwal. 2007. [Meteor: An automatic metric for mt evaluation with high levels of correlation with human judgments](#). In *Proceedings of the Second Workshop on Statistical Machine Translation, StatMT '07*, pages 228–231, Stroudsburg, PA, USA. Association for Computational Linguistics.
- Jiwei Li, Michel Galley, Chris Brockett, Jianfeng Gao, and Bill Dolan. 2016. [A diversity-promoting objective function for neural conversation models](#). In *Proceedings of the 2016 Conference of the North American Chapter of the Association for Computational Linguistics: Human Language Technologies*, pages 110–119, San Diego, California. Association for Computational Linguistics.
- Xiujun Li, Yun-Nung Chen, Lihong Li, Jianfeng Gao, and Asli Celikyilmaz. 2017. [End-to-end task-completion neural dialogue systems](#). In *Proceedings of the Eighth International Joint Conference on Natural Language Processing (Volume 1: Long Papers)*, pages 733–743, Taipei, Taiwan. Asian Federation of Natural Language Processing.
- Tianyu Liu, Kexiang Wang, Lei Sha, Baobao Chang, and Zhifang Sui. 2017. Table-to-text generation by structure-aware seq2seq learning. In *AAAI*.
- Minh-Thang Luong, Hieu Pham, and Christopher D Manning. 2015. Effective approaches to attention-based neural machine translation. *arXiv preprint arXiv:1508.04025*.
- Amit Moryossef, Yoav Goldberg, and Ido Dagan. 2019. [Step-by-step: Separating planning from realization in neural data-to-text generation](#). In *Proceedings of the 2019 Conference of the North American Chapter of the Association for Computational Linguistics: Human Language Technologies, Volume 1 (Long and Short Papers)*, pages 2267–2277, Minneapolis, Minnesota. Association for Computational Linguistics.
- Jekaterina Novikova, Ondřej Dušek, Amanda Cercas Curry, and Verena Rieser. 2017a. [Why we need new evaluation metrics for nlg](#). In *Proceedings of*

- the 2017 Conference on Empirical Methods in Natural Language Processing, pages 2241–2252. Association for Computational Linguistics.
- Jekaterina Novikova, Ondřej Dušek, and Verena Rieser. 2017b. [The e2e dataset: New challenges for end-to-end generation](#). In *Proceedings of the 18th Annual SIGdial Meeting on Discourse and Dialogue*, pages 201–206. Association for Computational Linguistics.
- Shereen Oraby, Vrindavan Harrison, Abteen Ebrahimi, and Marilyn Walker. 2019. [Curate and generate: A corpus and method for joint control of semantics and style in neural NLG](#). In *Proceedings of the 57th Annual Meeting of the Association for Computational Linguistics*, pages 5938–5951, Florence, Italy. Association for Computational Linguistics.
- Kishore Papineni, Salim Roukos, Todd Ward, and Wei-Jing Zhu. 2002. [Bleu: a method for automatic evaluation of machine translation](#). In *Proceedings of the 40th Annual Meeting of the Association for Computational Linguistics*.
- Alec Radford, Jeff Wu, Rewon Child, David Luan, Dario Amodei, and Ilya Sutskever. 2019. Language models are unsupervised multitask learners.
- Abhinav Rastogi, Xiaoxue Zang, Srinivas Sunkara, Raghav Gupta, and Pranav Khaitan. 2019. [Towards scalable multi-domain conversational agents: The schema-guided dialogue dataset](#).
- Abigail See, Peter J Liu, and Christopher D Manning. 2017. Get to the point: Summarization with pointer-generator networks. *arXiv preprint arXiv:1704.04368*.
- Van-Khanh Tran and Le-Minh Nguyen. 2018. [Adversarial domain adaptation for variational neural language generation in dialogue systems](#). In *Proceedings of the 27th International Conference on Computational Linguistics*, pages 1205–1217, Santa Fe, New Mexico, USA. Association for Computational Linguistics.
- Marilyn Walker, Albry Smither, Shereen Oraby, Vrindavan Harrison, and Hadar Shemtov. 2018. [Exploring conversational language generation for rich content about hotels](#). In *Proceedings of the Eleventh International Conference on Language Resources and Evaluation (LREC-2018)*, Miyazaki, Japan. European Languages Resources Association (ELRA).
- Tsung-Hsien Wen, Milica Gasic, Nikola Mrksic, Lina Maria Rojas-Barahona, Pei hao Su, David Vandyke, and Steve J. Young. 2016. Multi-domain neural network language generation for spoken dialogue systems. In *HLT-NAACL*.
- Tsung-Hsien Wen, Milica Gasic, Nikola Mrksic, Pei-Hao Su, David Vandyke, and Steve Young. 2015. [Semantically conditioned lstm-based natural language generation for spoken dialogue systems](#). In *Proceedings of the 2015 Conference on Empirical Methods in Natural Language Processing*, pages 1711–1721. Association for Computational Linguistics.
- Chenguang Zhu, Michael Zeng, and Xuedong Huang. 2019. Multi-task learning for natural language generation in task-oriented dialogue. In *Empirical Methods in Natural Language Processing (EMNLP)*. ACL.

## A Appendix

### Service and Slot Descriptions

<b>Events_1</b>	The comprehensive portal to find and reserve seats at events near you
category	Type of event
time	Time when the event is scheduled to start
<b>Events_2</b>	Get tickets for the coolest concerts and sports in your area
date	Date of event
time	Starting time for event
<b>Media_1</b>	A leading provider of movies for searching and watching on-demand
title	Title of the movie
genre	Genre of the movie

Table 10: Services, slots and their descriptions. In bold-face the service names, in verbatim the slots.

### Details of SER Errors

All of the errors made by Seq2Seq and CVAE are deletion errors (constrained decoding prevents repetitions/hallucinations). While using schema leads to more deletions in GPT2, it reduces repetitions and hallucinations, leading to better SER.

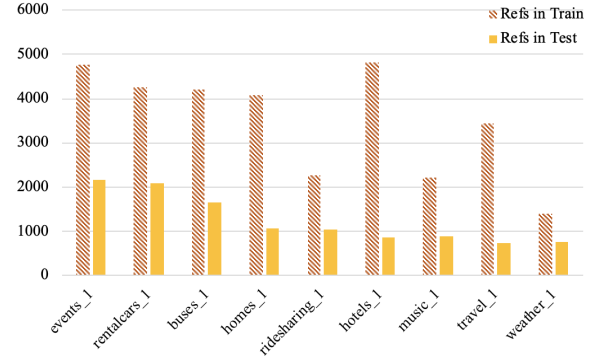
		SER↓	Delete	Repeat	Halluc.
Seq2Seq	MR	<b>0.1602</b>	<b>0.1602</b>	0	0
	Schema	0.2062	0.2062	0	0
CVAE	MR	0.2469	0.2469	0	0
	Schema	<b>0.2407</b>	<b>0.2407</b>	0	0
GPT2	MR	0.1929	<b>0.0791</b>	0.0037	0.1101
	Schema	<b>0.1810</b>	0.0850	<b>0.0020</b>	<b>0.0940</b>

Table 11: Detailed analysis of slot errors.

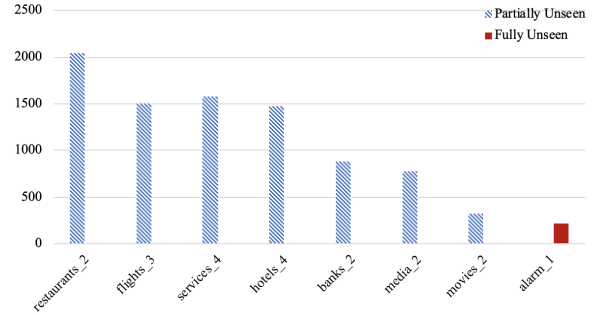
## Seen vs. Unseen Domains

### Data Distribution Plots

For the *seen* set in Figure 2a, we present the distribution of references both in training and test. For the *unseen* sets in Figure 2b, we present only test reference distribution (since there are no corresponding train references).



(a) Distribution of refs in seen services.



(b) Distribution of refs in partially/fully unseen services.

Figure 2: Distribution of references across services.

### Performance across Services

Table 12 shows the performance of each model across all seen and partially-unseen test sets.

### Seq2Seq and CVAE Model Diagram

Figure 3 shows a model architecture diagram for Seq2Seq and CVAE.

### Output Examples

Table 13 shows more model output examples. Schema 1 shows correct outputs for all models. Schema 2 shows a slot drop in CVAE, and Schema 3 shows incorrect outputs from Seq2Seq/CVAE for the single fully-unseen domain, *alarm-1*.

Service	% Test Refs	SEQ2SEQ		CVAE		GPT2	
		BLEU	SER	BLEU	SER	BLEU	SER
events_1	19%	0.6747	0.0490	0.6668	0.0294	0.5573	0.0588
rentalcars_1	18%	<b>0.7706</b>	0.1500	<b>0.7383</b>	0.1125	0.6638	0.1000
buses_1	15%	<i>0.4787</i>	0.1542	0.5559	0.1000	0.4445	0.0167
homes_1	9%	0.4513	0.0660	<i>0.5306</i>	0.1176	0.5304	0.0065
ridesharing_1	9%	0.6335	<i>0.2292</i>	0.7025	<i>0.1667</i>	0.6416	<b>0.0000</b>
hotels_1	8%	0.5150	0.0983	0.5756	0.0700	<i>0.3764</i>	<b>0.0000</b>
music_1	8%	0.5921	0.1111	0.7761	<b>0.0278</b>	<b>0.7224</b>	<b>0.0000</b>
travel_1	7%	0.5473	<b>0.0175</b>	0.5742	0.1053	0.4705	<b>0.0000</b>
weather_1	7%	0.6310	0.1528	0.7286	0.1111	0.5866	<i>0.1667</i>
(Average)	(100%)	0.6088	0.1151	0.6540	0.0896	0.5612	0.0441

(a) Seen services.

Service	% Test Refs	SEQ2SEQ		CVAE		GPT2	
		BLEU	SER	BLEU	SER	BLEU	SER
restaurants_2	24%	0.3575	<b>0.2098</b>	<i>0.3291</i>	0.3501	<i>0.3217</i>	<b>0.0527</b>
flights_3	18%	<i>0.3402</i>	<i>0.4579</i>	0.3920	<i>0.5000</i>	0.3528	0.7368
services_4	18%	<b>0.6233</b>	0.2197	0.5027	0.4013	<b>0.6117</b>	0.0851
hotels_4	17%	0.4503	0.2284	0.4310	0.2978	0.4915	0.1552
banks_2	10%	0.5422	0.2546	<b>0.5702</b>	<b>0.2315</b>	0.5377	0.3519
media_2	9%	0.4578	0.3218	0.4299	0.3218	0.3841	0.4483
movies_2	4%	0.4682	0.4028	0.5003	0.4444	0.4561	<i>0.8472</i>
(Average)	(100%)	0.4515	0.2801	0.4299	0.3655	0.4425	0.2920

(b) Partially-unseen services.

Table 12: Automatic evaluation metrics across seen and partially-unseen services (best in bold, worst in italic).

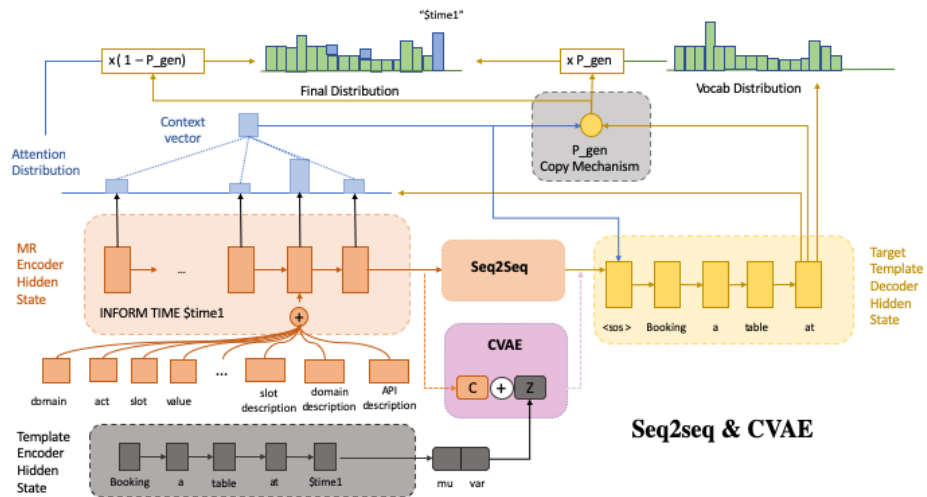


Figure 3: Seq2seq and CVAE model architectures



<p><b>[Schema 1]</b> ACTIONS (MR): CONFIRM(leaving-date=\$leaving-date1), CONFIRM(travelers=\$travelers1)  Slot Desc: leaving-date: “date of bus leaving for journey”, travelers: “number of travelers for journey”  Service: buses-1      Service Desc: book bus journeys from the biggest bus network in the country  Intent: BuyBusTickets      Intent Desc: buy tickets for a bus journey  Natural Language MR: please confirm that the leaving date is \$leaving-date1. please confirm that the travelers is \$travelers1.</p>	
Ref	can you confirm once again that you need tickets for \$travelers1 people for the bus leaving on \$leaving-date1.
Seq2Seq	please confirm the following details : you want to book \$travelers1 tickets on \$leaving-date1 .
CVAE	please confirm : \$travelers1 tickets for the bus leaving on \$leaving-date1 .
GPT2	okay, it's \$travelers1 tickets leaving \$leaving-date1, is that right?
<p><b>[Schema 2]</b> ACTIONS (MR): INFORM(ride-fare= \$ride-fare1), INFORM(approx-ride-duration=\$approx-ride-duration1)  Slot Desc: ride-fare“total fare for taxi ride”, approx-ride-duration: “approximate duration of ride to the destination”  Service: ridesharing-1      Service Desc: on-demand taxi calling service  Intent: GetRide      Intent Desc: call a taxi to head to a given destination  Natural Language MR: the ride fare is [\$ride-fare1]. the approximate ride duration is [\$approx-ride-duration1].</p>	
Ref	around \$approx-ride-duration1 minutes for \$ride-fare1.
Seq2Seq	around \$approx-ride-duration1 minutes for \$ride-fare1.
CVAE	the cab is on the way . it will cost \$ride-fare1.
GPT2	the ride will be \$ride-fare1 and is expected to last \$approx-ride-duration1 minutes.
<p><b>[Schema 3]</b> ACTIONS (MR): REQUEST(new-alarm-time=null)  Slot Desc: new-alarm-time: “time to set for the new alarm”  Service: alarm-1      Service Desc: Manage alarms by getting and setting them easily  Intent: AddAlarm      Intent Desc: Set a new alarm  Natural Language MR: what [new alarm time] do you want?</p>	
Ref	at what time, you want the alarm to be set?
Seq2Seq	what time do you want to go ?
CVAE	what time would you like to go ?
GPT2	what time do you want to set the alarm?

Table 13: Example model outputs.