

# Elements of Petri nets and processes

Joachim Kock

## Abstract

We present a formalism for Petri nets based on polynomial-style finite-set configurations and etale maps. The formalism supports both a geometric semantics in the style of Goltz and Reisig (processes are etale maps from graphs) and an algebraic semantics in terms of free coloured props: the Segal space of  $\mathbf{P}$ -processes is shown to be the free coloured prop-in-groupoids on  $\mathbf{P}$ . There is also an unfolding semantics à la Winskel, which bypasses the classical symmetry problems. Since everything is encoded with explicit sets, Petri nets and their processes have elements. In particular, individual-token semantics is native, and the benefits of pre-nets in this respect can be obtained without the need of numberings. (Collective-token semantics emerges from rather drastic quotient constructions à la Best–Devillers, involving taking  $\pi_0$  of the groupoids of states.)

## Contents

<b>0</b>	<b>Introduction</b>	<b>1</b>
<b>1</b>	<b>Graphs (according to [41])</b>	<b>4</b>
<b>2</b>	<b>Whole-grain Petri nets</b>	<b>8</b>
<b>3</b>	<b>Processes</b>	<b>10</b>
<b>4</b>	<b>The symmetric monoidal Segal space of processes</b>	<b>15</b>
<b>5</b>	<b>Digraphical species from Petri nets</b>	<b>19</b>
<b>6</b>	<b>Free props</b>	<b>21</b>
<b>7</b>	<b>The symmetric monoidal category of processes</b>	<b>24</b>
<b>8</b>	<b>Unfolding</b>	<b>27</b>
<b>9</b>	<b>Rational maps (of Petri nets)</b>	<b>31</b>
<b>10</b>	<b>Notes</b>	<b>35</b>
<b>A</b>	<b>Appendix: Groupoids and homotopy pullbacks</b>	<b>38</b>

## 0 Introduction

This is a modest contribution to the theory of Petri nets, recycling fundamental insights obtained more than 30 years ago by Petri [50], Goltz–Reisig [30], Winskel [56], Meseguer–Montanari [47], and many others. The novelty essentially boils down to one small modification at the foundational level: to abolish the traditional notion of multisets in favour of the representable analogue, namely slice categories of the category of sets. Instead of sets of multiplicity functions  $S \rightarrow \mathbb{N}$ , we consider groupoids of  $S$ -coloured sets  $A \rightarrow S$ ; their isomorphism classes are the traditional multisets. The benefit is that  $S$ -coloured sets have elements, which can be accessed individually, and in particular there is full control over their symmetries.

The multiset modification is incorporated in the very definition of Petri net, following the lead of the analogous formalism for directed graphs [41] (in turn motivated by the polynomial formalism in the theory of operads [40]): a Petri net is defined to be a diagram of finite sets

$$S \longleftarrow I \longrightarrow T \longleftarrow O \longrightarrow S.$$

Here  $T$  is the set of transitions,  $S$  is the set of places, and  $I$  and  $O$  are the sets of incoming and outgoing arcs of transitions. In particular, for a transition  $t \in T$ , the fibres  $I_t$  and  $O_t$  are explicit sets, and they are not necessarily subsets of  $S$ . It is only a slight modification of the usual definition, but it has important implications, and the theory develops quite neatly from it, exploiting some recent insights from algebraic combinatorics [19], [20], [22], [23]. An *etale map* is a diagram

$$\begin{array}{ccccccc} S' & \longleftarrow & I' & \longrightarrow & T' & \longleftarrow & O' \longrightarrow S' \\ \alpha \downarrow & & \downarrow & \lrcorner & \downarrow & \lrcorner & \downarrow \\ S & \longleftarrow & I & \longrightarrow & T & \longleftarrow & O \longrightarrow S \end{array}$$

(the middle squares being pullbacks). A *graph* is a SITOS diagram where the outer maps  $S \leftarrow I$  and  $O \rightarrow S$  are injective. A *process* is an etale map from a graph. The processes of a Petri net  $\mathbf{P}$  assemble naturally into a symmetric monoidal Segal space  $\mathbf{X}_\bullet$ .

**Theorem.**  $\mathbf{X}_\bullet$  is the free prop-in-groupoids on  $\mathbf{P}$ .

A 1-categorical analogue of this result is also extracted.

The representability feature of the SITOS-style Petri nets is made explicit by faithfully embedding the category of Petri nets into the presheaf category of digraphical species.<sup>1</sup>

**Proposition.** The SITOS Petri nets are the flat (a.k.a. sigma-cofibrant) digraphical species.

It is this flatness that allows for the reconciliation of geometric and algebraic approaches to processes. Problems with symmetries, which have challenged Petri-net theory all along, are bypassed (or conveniently postponed) by simply keeping the symmetries around as they are, working with groupoids instead of sets as long as possible.

The general importance of groupoids in combinatorics was discovered and advocated by Joyal [34] and Baez–Dolan [4]. The specific insight of representing algebraic structures by groupoids of configurations of sets has been found useful in algebraic topology (mainly in the theory of operads) [24], [40], [35], [41], [9], and in algebraic combinatorics (in connection with incidence bialgebras and Möbius inversion) [19], [20], [23]. The mathematical tools are thus already available.

The ‘whole-grain’ Petri nets of the present paper can be seen as an intermediate notion between traditional Petri nets and pre-nets [14], [15], in exactly the same way as polynomial monads are intermediate between symmetric operads and non-symmetric operads [40].

The basic ideas and results are elementary, relying solely on manipulations with finite sets, mostly pullbacks and pushouts. Some of the theoretical results and justifications require some more category theory, and some elementary homotopy theory.

---

<sup>1</sup>Warning: the word ‘species’ is used here as in combinatorics [10]. It has nothing to do with the use of the word to mean ‘places’, as occurs sometimes in Petri net theory motivated by chemical reaction networks (see for example [6] and the references therein).

The core mathematical content could be given much more succinctly, but the text has grown considerably longer for three reasons. Firstly, many examples and explanations have been included to illustrate the working of the definitions, in particular when different from that of the standard approaches to Petri nets. Secondly, some of the arguments of homotopical nature have been given in some detail, hopefully making them also accessible to readers without background in homotopy theory. Finally, an effort has been made to try to point out origins of ideas and provide comparison with related developments. Feedback on these attempts (or indeed on any aspect of the paper) will be greatly appreciated — the author feels overwhelmed by the huge literature.

We begin in Section 1 with a brief summary of the formalism of directed graphs from [41]. This is where the semantics lives, both in geometric and algebraic form, and most of the work will take place at this level.

In Section 2 we define the whole-grain Petri nets and their étale maps, and in Section 3 we define their processes to be étale maps from graphs.

Section 4 sets up the symmetric monoidal Segal space  $\mathbf{X}_\bullet$  of processes of a fixed Petri net  $\mathbf{P}$ . This construction is functorial.

In Section 5 we fully faithfully embed the category of Petri nets into the presheaf category of digraphical species, and characterise the image as the flat digraphical species. This embedding is used to define the free prop on a Petri net in Section 6. We show that the symmetric monoidal Segal space  $\mathbf{X}_\bullet$  associated to  $\mathbf{P}$  is the free prop-in-groupoids on  $\mathbf{P}$ . In Section 7 we show how to trim down the symmetric monoidal Segal space to a symmetric monoidal category, and discuss the homotopy issues involved.

In Section 8 we see how Winskel’s theory of unfolding looks in the present formalism.

In Section 9 we look into fancier notions of morphisms of Petri nets than the basic étale maps, and establish functoriality of  $\mathbf{X}_\bullet$  in these more general maps. Modulo the difference in set-up, this covers the notion of morphisms of Meseguer and Montanari [47] (monoid homomorphisms), as well as the more general notions given in terms of multi-relations, studied by Winskel [56].

The closing section 10 makes a (surely premature) attempt at situating this work in a bigger picture, and in particular provide comparison with the pre-nets of Bruni, Meseguer, Montanari, and Sassone [15].

There is a short appendix with a few basic facts about groupoids and homotopy pullbacks.

The theory of Petri nets is huge. The present contribution tries to rework only a few of the first steps in this theory, and the author is not sufficiently versed in the theory to fully judge the value or implications of these steps. Secondly, the field of Petri net theory is very much driven by applications, in computer science, natural sciences, and industry. The present work is motivated by purely theoretical interest; it remains to be seen how the formalism fares in applications. Up to the point developed here, I think the theoretical picture is quite satisfactory and clean, at the price of some homotopy overhead. It is my opinion that users can bargain against this price in various ways (see [25] for some explicit bargaining), which I think amounts to falling back on previous approaches. It is my hope nevertheless that the account given here would resonate with modern trends in theoretical computer science, and with homotopy type theory [53] in particular, where specified bijections are part of the whole set-up in the form of terms of identity types.

**Acknowledgments.** I wish to thank Paweł Sobociński, Filippo Bonchi, and Steve Lack for feedback and help. Support from grants MTM2016-80439-P (AEI/FEDER, UE) of Spain and 2017-SGR-1725 of Catalonia is gratefully acknowledged.

## 1 Graphs (according to [41])

The following formalism for directed graphs (and all the results in this section) are from [41], which in turn was heavily inspired by the polynomial formalism for trees [40] and by the formalism for Feynman graphs of Joyal–Kock [35]. Some further comparison is provided in Section 10.

The graphs will play the role of what is often called *causal nets* in Petri-net theory (see for example [30]), their purpose being to define processes.

**1.1 Graphs (AINOA style).** A *graph* (meaning directed graph admitting open-ended edges) is a diagram of finite sets<sup>2</sup>

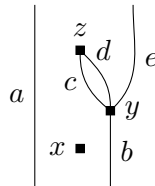
$$A \longleftarrow I \longrightarrow N \longleftarrow O \longrightarrow A$$

where the outermost maps are injective. Here  $A$  is the set of edges, and  $N$  is the set of nodes. The set  $I$  expresses the incidence of edges and nodes from the viewpoint of edges incoming to nodes, and  $O$  the same for outgoing edges. The injectivity condition says that an edge is incoming (or outgoing) for at most one node.<sup>3</sup> We shall only consider acyclic graphs, meaning having no directed cycles (see [41] and 1.12 below).

**1.2 Example.** The graph

$$\begin{array}{ccccccc} \{a, b, c, d, e\} & \longleftarrow & \{b, c, d\} & \longrightarrow & \{x, y, z\} & \longleftarrow & \{c, d, e\} \longrightarrow \{a, b, c, d, e\} \\ & & b \rightarrow y & & y \leftarrow c & & \\ & & c \rightarrow z & & y \leftarrow d & & \\ & & d \rightarrow z & & y \leftarrow e & & \end{array}$$

can be pictured like this:



We always read graphs from the bottom to the top, so that for example node  $y$  has edge  $b$  as incoming, and  $c$ ,  $d$ , and  $e$  as outgoing edges. The picture is a full rendition of the data of the AINO diagram, except that the sets  $I$  and  $O$  are not explicit in the picture. They can be derived from the picture as subsets of  $A$ .

<sup>2</sup>It will be interesting at some point to consider also infinite graphs. The maps  $I \rightarrow N \leftarrow O$  will then be required to be finite maps.

<sup>3</sup>The diagram could be drawn in a more compact way. Duplicating the set  $A$  and putting it at the ends serves the purpose of stressing the analogy with trees and polynomial functors [40]. Trees (and forests) are the special case  $A \leftarrow M \rightarrow N = N \rightarrow A$ , namely the case where each node has precisely one outgoing edge.

**1.3 Etale maps.** An *etale map* of graphs is a diagram

$$\begin{array}{ccccccccc} A' & \longleftarrow & I' & \longrightarrow & N' & \longleftarrow & O' & \longrightarrow & A' \\ \alpha \downarrow & & \downarrow & \lrcorner & \downarrow & \lrcorner & \downarrow & & \downarrow \alpha \\ A & \longleftarrow & I & \longrightarrow & N & \longleftarrow & O & \longrightarrow & A, \end{array}$$

where the middle squares are pullbacks. The pullback condition expresses that arities of nodes must be respected; in other words the map is a ‘homeomorphism’ locally at each node. An *open map* is an etale map that is furthermore injective on nodes and edges.

**1.4 Remark.** The notion of etale map has a clear intuitive content. It also fits into the axiomatic notion of classes of etale maps of Joyal–Moerdijk [36]; see also [37], [32]. There are other useful notions of morphisms of AINO graphs, some of which are used in [41] (see also [42]). We shall come to a more comprehensive class of morphisms later on (in Section 9).

**1.5 Sums and connectedness.** The category **Gr** of (acyclic) graphs and etale maps has categorical sums given by disjoint union of graphs. These are calculated pointwise (i.e. on  $A$ ,  $N$ ,  $I$ , and  $O$  separately). The empty graph is neutral for sum. A graph is *connected* if it is non-empty and cannot be written as a sum of smaller non-empty graphs.<sup>4</sup>

**1.6 Pullbacks.** The category **Gr** has pullbacks, computed pointwise (i.e. for the  $A$ ,  $I$ ,  $N$ ,  $O$  components separately).

**1.7 Unit graph and edges.** The *unit graph* is the graph  $1\emptyset\emptyset 1$ . An edge in a graph  $G = AINO A$

$$\begin{array}{ccccccccc} 1 & \longleftarrow & \emptyset & \longrightarrow & \emptyset & \longleftarrow & \emptyset & \longrightarrow & 1 \\ \alpha \downarrow & & \downarrow & \lrcorner & \downarrow & \lrcorner & \downarrow & & \downarrow \alpha \\ A & \longleftarrow & I & \longrightarrow & N & \longleftarrow & O & \longrightarrow & A \end{array}$$

is *incoming* to  $G$  if the right-most square is a pullback, and *outgoing* if the left-most square is a pullback (in addition to the standing requirement that the two middle squares are pullbacks). Accordingly, the *in-boundary* of  $G$  is the complement of  $O \rightarrow A$  and the *out-boundary* is the complement of  $A \leftarrow I$ . An edge is *isolated* if it belongs to both the in-boundary and the out-boundary. An edge is *inner* if it is outgoing to some node *and* incoming to some node. The set of inner edges is thus the intersection  $O \times_A I \subset A$ .

In Example 1.2, the in-boundary is  $\{a, b\}$ , the out-boundary is  $\{a, e\}$ , and the set of inner edges is  $\{c, d\}$ .

**1.8 Elementary graphs.** An *elementary graph* is a connected graph with no inner edges. An elementary graph is thus either a unit graph or a *corolla*, which means one of the form

$$m + n \longleftarrow m \longrightarrow 1 \longleftarrow n \longrightarrow m + n.$$

Here  $m$  is the set of incoming edges and  $n$  is the set of outgoing edges.

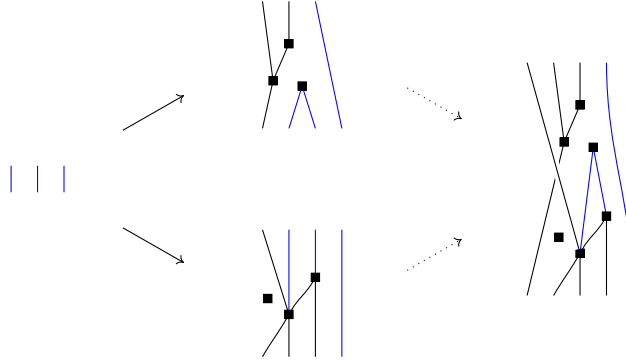
Let **elGr** denote the category of elementary graphs and etale maps — in fact it is practical to work rather with a skeleton of this category, as we do henceforth. We denote by  $[\star]$  the unit graph, and by  $\begin{bmatrix} m \\ n \end{bmatrix}$  the corolla with  $m$  incoming and  $n$  outgoing edges. Denote by **Cor** the subcategory of corollas.

<sup>4</sup>Warning: in [41] the symbol **Gr** denotes the category of *connected* (acyclic) graphs.

**1.9 Colimits and gluing.** The category  $\mathbf{Gr}$  admits enough colimits to account neatly for gluing [41]. In particular, if  $M$  is a node-less graph (disjoint union of unit graphs), which embeds into the out-boundary of a graph  $G_1$  and embeds into the in-boundary of a graph  $G_2$ , then the pushout

$$\begin{array}{ccc} & & G_2 \\ & \nearrow & \vdots \\ M & & G \\ & \searrow & \vdots \\ & & G_1 \end{array}$$

exists in the category  $\mathbf{Gr}$ , and it is calculated pointwise (i.e. for the  $A$ ,  $I$ ,  $N$ ,  $O$  components separately). See [41] for details. The finite-set pushouts are along injections, and can be computed very explicitly. It gives a clean formalisation of the intuitive idea of gluing parts of the out-boundary of one graph to parts of the in-boundary of another, as exemplified in this picture:



The reader is encouraged to write down these graphs in AINO diagrams and actually compute the pushout.

**1.10 Lemma.** *Every graph is a colimit in a canonical way of its elementary subgraphs.*

**1.11 Dynamics of graphs.** It is fruitful to view a graph as a kind of cobordism interpolating between the in-boundary and the out-boundary (see [39])

$$\begin{array}{ccc} & G & \\ \text{in}(G) & \rightrightarrows & \text{out}(G) \end{array}$$

so as to represent an evolution — not with respect to any absolute notion of time, but reflecting the fact that both  $N$  and  $A$  carry a preorder structure. A graph is *acyclic* if the preorder  $N$  is actually a poset (i.e. is an anti-symmetric relation).<sup>5</sup>

Further notions of time can be imposed in terms of the following concept:

**1.12 Morse functions.** A *Morse function*<sup>6</sup> on a graph  $G = \text{AINOA}$  is a locally increasing function  $f : N \rightarrow \underline{k}$ , where  $k := \{1, 2, \dots, k\}$ .<sup>7</sup> *Locally increasing* means that

<sup>5</sup>One can also put  $N$  and  $A$  together in a single poset, whose Hasse diagram is then bipartite. Such posets form the substrate of the classical poset semantics of Petri nets [50], [26], [30]; see for example the monograph [13].

<sup>6</sup>Warning: This notion is different from the notion of discrete Morse function commonly used for simplicial complexes [2].

<sup>7</sup>If we admit infinite graphs, we should allow also  $\omega$  as recipient of Morse functions.

for every inner edge from node  $x$  to node  $y$  we have  $f(x) < f(y)$ . A graph is *acyclic* if it admits a Morse function. A Morse function is called *strict* if it is injective.

The main purpose of Morse functions here is to split graphs into layers. This can be achieved also with a weaker notion:

**1.13 Level functions and cuts.** A *level function* of a graph  $G = AINO A$  is a locally monotone map  $f : N \rightarrow \underline{k}$ . These serve in particular to split graphs into layers. For example, a level function  $f : N \rightarrow \underline{2}$  will partition the node set into two sets  $N = N_1 + N_2$ , namely the pre-images  $N_1 := f^{-1}(1)$  and  $N_2 := f^{-1}(2)$ . This in turn will induce two open subgraphs  $G_1$  and  $G_2$  called *layers*, defined as follows.  $G_1$  is the open subgraph containing all the nodes in  $N_1$  and all their incident edges, and also the in-boundary of  $G$ . Precisely, to obtain  $G_1$ , first take pullbacks as indicated with dotted arrows:

$$\begin{array}{ccccccc}
 \text{in}(G) \cup I_1 \cup O_1 & \xleftarrow{\quad\quad\quad} & I_1 & \xrightarrow{\quad\quad\quad} & N_1 & \xleftarrow{\quad\quad\quad} & O_1 \xrightarrow{\quad\quad\quad} \text{in}(G) \cup I_1 \cup O_1 \\
 \downarrow & & \downarrow & \lrcorner & \downarrow & \lrcorner & \downarrow \\
 A & \xleftarrow{\quad\quad\quad} & I & \xrightarrow{\quad\quad\quad} & N & \xleftarrow{\quad\quad\quad} & O \xrightarrow{\quad\quad\quad} A,
 \end{array}$$

then add the dashed arrows, which are just the inclusions.  $G_2$  is constructed similarly from  $N_2$ , but with  $\text{out}(G)$  instead of  $\text{in}(G)$ . The out-boundary of  $G_1$  will coincide with the in-boundary of  $G_2$  (as subsets of  $A$ ). Note that isolated edges will belong to both  $G_1$  and  $G_2$ . The intersection  $M := G_1 \cap G_2$  (that is, pullback of the inclusion maps) constitutes a disjoint union of units graphs, called a *cut*. We have

$$\text{in}(G) = \text{in}(G_1) \quad \text{out}(G_1) = M = \text{in}(G_2) \quad \text{out}(G_2) = \text{out}(G).$$

The diagram

$$\begin{array}{ccc}
 M & \longrightarrow & G_2 \\
 \downarrow & \lrcorner & \downarrow \\
 G_1 & \longrightarrow & G
 \end{array}$$

is not just a pullback but also a pushout, as in 1.9.

More generally, a level function  $N \rightarrow \underline{k}$  will provide  $k - 1$  compatible cuts, splitting  $G$  into  $k$  subgraphs, giving an iterated-pushout formula

$$G = G_1 \sqcup_{M_1} G_2 \sqcup_{M_2} \cdots \sqcup_{M_{k-1}} G_k.$$

We stress again that all these constructions take place in the category of finite sets. They are at the same time elementary and rigorous.

**1.14 Digraphical species [41].** A *digraphical species*<sup>8</sup> is a presheaf  $\mathcal{F} : \mathbf{elGr}^{\text{op}} \rightarrow \mathbf{Set}$ . An etale map of graphs is called a *cover* if it is surjective on nodes and edges. This defines the *etale topology* on  $\mathbf{Gr}$ . Since every graph is the colimit of its elementary subgraphs (see 1.10), presheaves on  $\mathbf{elGr}$  are equivalent to sheaves on  $\mathbf{Gr}$ :

$$\mathbf{PrSh}(\mathbf{elGr}) \simeq \mathbf{Sh}_{\text{et}}(\mathbf{Gr}). \quad (1)$$

This leads to a clean colimit description of the free-prop monad on digraphical species, as we shall exploit in Section 6.

---

<sup>8</sup>The notion is from [35], in the setting of undirected graphs.



**1.15 Local structures on graphs.** Digraphical species  $\mathcal{F}$  serve to impose or specify *local* structure or property on graphs, by considering comma categories  $\mathbf{Gr} \downarrow \mathcal{F}$ , whose objects  $\mathbf{G} \rightarrow \mathcal{F}$  are called  $\mathcal{F}$ -graphs. An  $\mathcal{F}$ -graph is thus a graph whose edges are decorated with elements in  $\mathcal{F}[\star]$ , and whose  $(m, n)$ -nodes are decorated with elements in  $\mathcal{F}[\frac{m}{n}]$ , compatibly with the edge decorations and the projections  $\mathcal{F}[\frac{m}{n}] \rightarrow \mathcal{F}[\star]$ .

For example:  $k$ -regular, polarised, or bipartite graphs are  $\mathcal{F}$ -graphs for suitable  $\mathcal{F}$  (whereas non-local notions such as connected, strongly regular, distance regular, etc., cannot be encoded with digraphical species). We shall see shortly that each Petri net  $\mathbf{P}$  defines a digraphical species  $\mathcal{P}$ , and define its processes to be  $\mathcal{P}$ -graphs.

The local nature means that the key feature of graphs holds for  $\mathcal{F}$ -graphs too: *every  $\mathcal{F}$ -graph is canonically the colimit of its elementary sub- $\mathcal{F}$ -graphs, in the category  $\mathbf{Gr} \downarrow \mathcal{F}$ .*

## 2 Whole-grain Petri nets

The following definition is possibly the main contribution of this work.

**2.1 Petri nets (SITOS style).** A *Petri net*  $\mathbf{P}$  is defined to be a diagram of finite sets

$$S \longleftarrow I \longrightarrow T \longleftarrow O \longrightarrow S$$

without any conditions.  $T$  is now the set of *transitions* (boxes) and  $S$  is the set of *places* (circles). The sets  $I$  and  $O$  are the sets of *arcs*, expressing the incidences between transitions and places. For  $t \in T$ , the fibre  $I_t$  is called the *pre-set* of  $t$ , and the fibre  $O_t$  is called the *post-set* of  $t$ . (Note that these are not necessarily subsets of  $S$ .)

This notion of Petri net is the only one used in this work. If contrast with ‘classical’ definitions<sup>9</sup> is required, we shall refer to the present notion as *whole-grain Petri nets*.

**2.2 Morphisms of Petri nets.** A Petri net is thought of as a configuration of interacting transitions, in turn prescriptions for computation steps of certain kinds. The only characteristic of a transition is its interface, its input-output typing. Morphisms of Petri nets should respect these characteristics (in addition to respecting the incidences expressed by the interaction). For this reason it is natural to stipulate (for the moment) that a *morphism of Petri nets* is an etale map of diagrams

$$\begin{array}{ccccccc} S' & \longleftarrow & I' & \longrightarrow & T' & \longleftarrow & O' & \longrightarrow & S' \\ \alpha \downarrow & & \downarrow & \lrcorner & \downarrow & \lrcorner & \downarrow & & \downarrow \alpha \\ S & \longleftarrow & I & \longrightarrow & T & \longleftarrow & O & \longrightarrow & S. \end{array}$$

Let **Petri** denote the category of Petri nets and etale maps. The etale maps correspond to what Winskel [55] calls folding maps. More general notions of morphisms of Petri nets will be discussed in Section 9.

**2.3 Standard examples.** *Graphs* (in the sense of Section 1) are Petri nets with the special property that every place is in the pre-set of at most one transition and in the

---

<sup>9</sup>The most common definition of Petri net is slightly different: instead of allowing multiple arcs between places and transitions, only simple arcs are allowed, but they may have instead a multiplicity decoration. Accordingly (see [30], [47], etc.), a Petri net can then be defined to be a pair of maps  $T \rightrightarrows C(S)$ , where  $C(S)$  is the free commutative monoid on  $S$ .



post-set of at most one transition. The interplay between graphs and Petri nets is a main ingredient in the theory.

*Quivers.* Any quiver (i.e. directed closed graph  $E \rightrightarrows V$ ) defines a Petri net  $V \leftarrow E \xrightarrow{\quad} E \xleftarrow{\quad} E \rightarrow V$ , and a morphism of quivers defines an etale map of Petri nets. In this sense, Petri nets can be seen as a multi-version of quivers.

*Labelled transition systems* with states  $Q$ , input alphabet  $\Sigma$ , and transition relation  $R \subset Q \times \Sigma \times Q$  define Petri nets

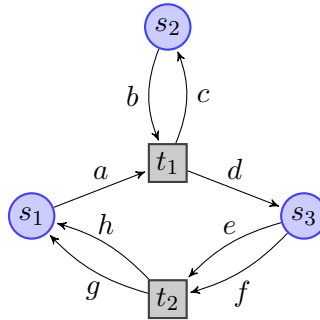
$$Q \xleftarrow{\text{proj}} Q \times \Sigma \xrightarrow{\quad} Q \times \Sigma \leftarrow R \rightarrow Q.$$

Adding an initial state  $q_0 \in Q$  and a set of final states  $F \subset Q$  (as required to be a *finite-state machine*), is to give (etale) maps from  $1\emptyset\emptyset\emptyset 1$  and  $F\emptyset\emptyset\emptyset F$ .

**2.4 Example.** The Petri net

$$\begin{array}{ccccccc} \{s_1, s_2, s_3\} & \longleftarrow & \{a, b, e, f\} & \longrightarrow & \{t_1, t_2\} & \longleftarrow & \{c, d, g, h\} & \longrightarrow & \{s_1, s_2, s_3\} \\ s_1 & \longleftarrow & a & \longrightarrow & t_1 & \longleftarrow & c & \longrightarrow & s_2 \\ s_2 & \longleftarrow & b & \longrightarrow & t_1 & \longleftarrow & d & \longrightarrow & s_3 \\ s_3 & \longleftarrow & e & \longrightarrow & t_2 & \longleftarrow & g & \longrightarrow & s_1 \\ s_3 & \longleftarrow & f & \longrightarrow & t_2 & \longleftarrow & h & \longrightarrow & s_1 \end{array}$$

is pictured in the usual way as



There is a one-to-one correspondence between the elements in the SITOS diagram and the elements of the picture. Also the maps of the diagram can be read off the picture.

In analogy with the category of graphs, we find:

**2.5 Lemma.** *The category **Petri** has pullbacks, and they are calculated pointwise (i.e. separately on the  $S$ ,  $I$ ,  $T$ ,  $O$  components).*

**2.6 Lemma.** *The category **Petri** has pushouts and coequalisers over unit graphs, and they are calculated pointwise. Every Petri net is the colimit of elementary graphs over unit graphs (transitions glued along places).*

**2.7 State (or marking).** A *state* (also called a *marking*) of a Petri net  $P = SITOS$  is a map of finite sets  $M \rightarrow S$ , regarded as an etale map from  $M\emptyset\emptyset\emptyset M$  to  $P$ . The elements of  $M$  are called *tokens*.

The states of  $P$  naturally form a category  $\mathbf{FinSet} \downarrow P$ , but we shall be more interested in the corresponding groupoid  $\mathbb{B} \downarrow S$  (where  $\mathbb{B}$  denotes the groupoid of finite sets and

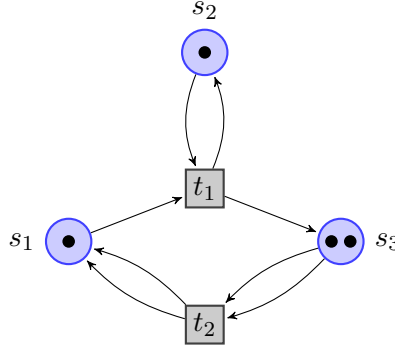
bijections): an isomorphism between two states is a bijection of sets  $M \xrightarrow{\sim} M'$  compatible with the maps to  $\mathbf{P}$ . The groupoid  $\mathbb{B}\downarrow S$  is the free symmetric monoidal category on the set of places  $S$ .

Throughout, we shall use the letter  $M$  for a set of tokens, and tacitly write  $\mathbf{M} = M\emptyset\emptyset\emptyset M$  for the corresponding nodeless graph.

**2.8 Example.** To specify a marking (of the Petri net from 2.4) such as

$$\begin{array}{ccccccc}
 \{m_1, m_2, m_3, m'_3\} & \xleftarrow{\quad} & \emptyset & \xrightarrow{\quad} & \emptyset & \xleftarrow{\quad} & \emptyset \xrightarrow{\quad} \{m_1, m_2, m_3, m'_3\} \\
 \downarrow & & \downarrow & \lrcorner & \downarrow & \lrcorner & \downarrow \\
 \{s_1, s_2, s_3\} & \xleftarrow{\quad} & \{a, b, e, f\} & \longrightarrow & \{t_1, t_2\} & \xleftarrow{\quad} & \{c, d, g, h\} \longrightarrow \{s_1, s_2, s_3\}
 \end{array}$$

it is necessary to indicate where the tokens land. In the present example, the ad hoc convention is that the subscripts indicate where in  $S$  the individual tokens land. The state can be pictured as



Note that this picture does not contain all the information of a state. Indicating a state with dots in this way is really only a picture of the *isomorphism class* of a state.

**2.9 Individual vs. collective tokens.** (See [28], [29], [16], [27], [15] for more thorough discussion.) Classical Petri-net theory favours the *collective-tokens philosophy*, according to which a state is just a multiplicity function  $S \rightarrow \mathbb{N}$ , that is, a multiset on  $S$ . In the present formalism the tokens of a state form an explicit set, and in particular, each token is an individual element in a set (individual-tokens philosophy). However, since the states form a groupoid, both the viewpoints are encoded simultaneously: from the groupoid one can pass to the individual tokens by considering the underlying set of the groupoid, and one can pass to the indistinguishable-tokens viewpoint by passing to the set of connected components (isomorphism classes) of the groupoid. At this point the difference is not so big. The real difference arises when it comes to tracing tokens around in processes, as we shall see.

**2.10 Initial state.** In many applications, Petri nets have an *initial state*, and it is common to include this in the very definition of Petri net. We do not do so here. When required, initial states are given as diagrams  $\mathbf{M} \rightarrow \mathbf{P}$ , and morphisms are then required to respect this. The relevant categories are then coslice categories. We shall come back to this in Section 8 in connection with unfolding.

## 3 Processes

**3.1 Simple firing.** A *firing* of a transition  $t \in T$  in a Petri net  $\mathbf{P} = SITOS$  in a given state  $\mathbf{M} \rightarrow \mathbf{P}$  intuitively consumes a token from each of the places ingoing to  $t$  and

produces a token in each of the outgoing places. More precisely it consumes a token for each element in the fibre  $I_t$  (the restriction  $S \leftarrow I_t$  tells where the tokens are taken from) and produces a token for each element in the fibre  $O_t$  (the restriction  $O_t \rightarrow S$  then tells where the new tokens are put).

The minimal state in which the firing  $t \in T$  can occur is

$$\begin{array}{ccccccc} I_t & \longleftarrow & \emptyset & \longrightarrow & \emptyset & \longleftarrow & \emptyset & \longrightarrow & I_t \\ \downarrow & & \downarrow & \lrcorner & \downarrow & \lrcorner & \downarrow & & \downarrow \\ S & \longleftarrow & I & \longrightarrow & T & \longleftarrow & O & \longrightarrow & S, \end{array}$$

and the state after the transition has fired will be

$$\begin{array}{ccccccc} O_t & \longleftarrow & \emptyset & \longrightarrow & \emptyset & \longleftarrow & \emptyset & \longrightarrow & O_t \\ \downarrow & & \downarrow & \lrcorner & \downarrow & \lrcorner & \downarrow & & \downarrow \\ S & \longleftarrow & I & \longrightarrow & T & \longleftarrow & O & \longrightarrow & S. \end{array}$$

The whole firing (in the minimal state enabling it) is encoded geometrically by a single étale map  $\mathbf{C} \rightarrow \mathbf{P}$  from a corolla, namely

$$\begin{array}{ccccccc} I_t + O_t & \longleftarrow & I_t & \longrightarrow & \{t\} & \longleftarrow & O_t & \longrightarrow & I_t + O_t \\ \downarrow & & \downarrow & \lrcorner & \downarrow & \lrcorner & \downarrow & & \downarrow \\ S & \longleftarrow & I & \longrightarrow & T & \longleftarrow & O & \longrightarrow & S. \end{array}$$

The dynamics is then supplied by the ‘cobordism’ interpretation of the graph  $\mathbf{C}$ : when reading such a  $\mathbf{C} \rightarrow \mathbf{P}$  as a firing, the initial state is that given by the in-boundary of  $\mathbf{C}$  and the final state is that given by the out-boundary of  $\mathbf{C}$ . (In the displayed case, these are  $I_t$  and  $O_t$ .)

A firing of the transition  $t \in T$  in a general state is encoded by just adding more tokens. From the viewpoint of the corolla  $\mathbf{C}$ , this is to add a bunch of isolated edges, so that the general firing of  $t \in T$  has the form

$$\begin{array}{ccccccc} I_t + O_t + M & \longleftarrow & I_t & \longrightarrow & \{t\} & \longleftarrow & O_t & \longrightarrow & I_t + O_t + M \\ \downarrow & & \downarrow & \lrcorner & \downarrow & \lrcorner & \downarrow & & \downarrow \\ S & \longleftarrow & I & \longrightarrow & T & \longleftarrow & O & \longrightarrow & S \end{array}$$

for some set  $M$ . The domain is then no longer a corolla, but it is still a graph. The interpretation of initial and final state in terms of in-boundary and out-boundary of the graph is still valid, since the isolated edges, corresponding to the tokens not changed by the firing, belong to both the in- and the out-boundary. Note that the firing specifies which tokens are consumed and produced.

**3.2 Example.** Here is a minimal firing of  $t_1$  in the Petri net  $\mathbf{P}$  from Example 2.4:

$$\begin{array}{ccccccc} \{a_1, a_2, b_2, b_3\} & \longleftarrow & \{a_1, a_2\} & \longrightarrow & \{x_1\} & \longleftarrow & \{b_2, b_3\} & \longrightarrow & \{a_1, a_2, b_2, b_3\} \\ \downarrow & & a_1 \mapsto a, a_2 \mapsto b \downarrow & \lrcorner & \downarrow & \lrcorner & b_2 \mapsto c, b_3 \mapsto d \downarrow & & \downarrow \\ \{s_1, s_2, s_3\} & \longleftarrow & \{a, b, e, f\} & \longrightarrow & \{t_1, t_2\} & \longleftarrow & \{c, d, g, h\} & \longrightarrow & \{s_1, s_2, s_3\} \end{array}$$

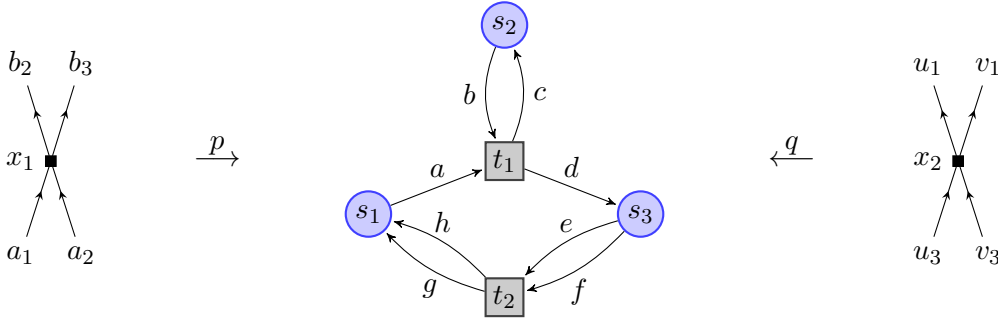
$p :$

and here is a minimal firing of  $t_2$ :

$$\begin{array}{ccccccc}
\{u_3, v_3, u_1, v_1\} & \longleftarrow & \{u_3, v_3\} & \longrightarrow & \{x_2\} & \longleftarrow & \{u_1, v_1\} \longrightarrow \{u_3, v_3, u_1, v_1\} \\
q : \quad \downarrow & & \downarrow u_3 \mapsto e, v_3 \mapsto f & \lrcorner & \downarrow & \lrcorner & \downarrow u_1 \mapsto g, v_1 \mapsto h \downarrow \\
\{s_1, s_2, s_3\} & \longleftarrow & \{a, b, e, f\} & \longrightarrow & \{t_1, t_2\} & \longleftarrow & \{c, d, g, h\} \longrightarrow \{s_1, s_2, s_3\}
\end{array}$$

We continue the ad hoc convention that the subscript numbers indicate where nodes and edges are sent. This convention does not account for the incidences: since the incidence spans in a Petri net are not just relations, specifying these maps is *data*, not generally implied from the maps  $N \rightarrow T$  and  $A \rightarrow S$ . In the  $t_1$ -firing this data happens to be implied, but in the  $t_2$ -firing it is not. In this latter case there are four variations one could make regarding how to map into the sets  $I$  and  $O$  of the Petri net. These are distinct firings, but all four are isomorphic. Note also that each of the firings has trivial automorphism group (cf. Corollary 5.5 below).

The pictures



do *not* contain all the information, even knowing where each node and edge is sent. The precise information about the incidences (part of the data of the AINOA to SITOS diagrams) must be provided separately.

**3.3 Executions — preliminary discussion.** An execution of a Petri net  $P = SITOS$  in a state  $M \rightarrow P$  is supposed to be just a bunch of firings taking place in sequence or concurrently. The fully parallel situation is given by an etale map of graphs  $p : G \rightarrow P$ , where  $G$  is a disjoint union of elementary graphs: the corollas in  $G$  then express the simultaneous firing,<sup>10</sup> and the unit graphs are just dead weight contributing to the state. Again the initial state is the (restriction of  $p$  to the) in-boundary of the graph  $G$ , and the final state is the (restriction of  $p$  to the) out-boundary of  $G$ .

Disjoint union means no causal relationships. More interesting is how to run the net in states with few tokens, where for example some firing can only happen after another firing. This leads to the general definition:

**3.4 Processes.** A *process*<sup>11</sup> of a Petri net  $P$  is an etale map  $p : G \rightarrow P$  where  $G$  is a

<sup>10</sup>Note that distinct nodes of  $G$  could map to the same transition. We thus allow self-concurrent firing of transitions.

<sup>11</sup>Modulo the differences in the definitions of Petri net and graphs, this definition of ‘process’ is precisely that of Goltz and Reisig [30]. The idea of modelling processes of a Petri net with maps from graphs or certain posets goes back to Petri himself [50] (1977), and is also mentioned by Genrich and Stankiewicz-Wichno [26] (1980).

graph:

$$\begin{array}{ccccccc}
A & \longleftarrow & A_N & \longrightarrow & N & \longleftarrow & {}_N A & \longrightarrow & A \\
\downarrow & & \downarrow & \lrcorner & \downarrow & \lrcorner & \downarrow & & \downarrow \\
S & \longleftarrow & I & \longrightarrow & T & \longleftarrow & O & \longrightarrow & S.
\end{array}$$

We have previously used *AINOA* notation for graphs. From now on the symbols  $I$  and  $O$  are reserved for the incidence sets of Petri nets, so for graphs we now use the notation  $A_N$  and  ${}_N A$  for the subsets of  $A$  consisting of the edges that are incoming to some node and outgoing of some node, respectively.

A process of  $\mathbf{P}$  is thus a graph  $\mathbf{G}$  where each edge is decorated by a place of  $\mathbf{P}$  and each node is decorated with a transition of  $\mathbf{P}$ , of matching interface. Furthermore, the elements expressing the incidence relations of the graph  $\mathbf{G}$  must be mapped to the set of arcs of  $\mathbf{P}$ . We stress again that since the incidence spans in a Petri net are not just relations, the maps  $A_N \rightarrow I$  and  ${}_N A \rightarrow O$  must be specified — they are not just implied from the maps  $N \rightarrow T$  and  $A \rightarrow S$ . All these assignments should be compatible, as expressed by the commutativity of the diagram. The initial state of the process is the in-boundary of  $\mathbf{G}$  and the final state is the out-boundary of  $\mathbf{G}$ .

Define the category of processes of  $\mathbf{P}$  to be the comma category

$$\mathbf{Proc}(\mathbf{P}) := \mathbf{Gr} \downarrow \mathbf{P}.$$

The morphisms are thus commutative triangles

$$\begin{array}{ccc}
\mathbf{G} & \longrightarrow & \mathbf{G}' \\
& \searrow p & \swarrow p' \\
& \mathbf{P}. & 
\end{array}$$

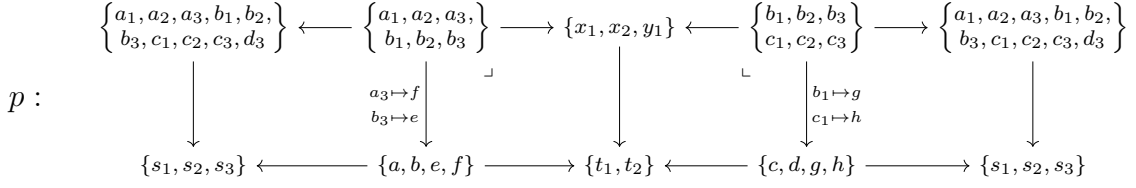
**3.5 Proposition.** *The assignment  $\mathbf{P} \mapsto \mathbf{Proc}(\mathbf{P})$  is functorial in etale maps of Petri nets: an etale map of nets  $f : \mathbf{P}' \rightarrow \mathbf{P}$  induces canonically a functor  $f_! : \mathbf{Proc}(\mathbf{P}') \rightarrow \mathbf{Proc}(\mathbf{P})$  simply by post-composition of etale maps. Altogether, this defines a functor  $\mathbf{Proc} : \mathbf{Petri} \rightarrow \mathbf{Cat}$ .*

**3.6 Scheduling.** A *scheduling* of a process  $p : \mathbf{G} \rightarrow \mathbf{P}$ , also called a *run*, is just a Morse function on  $\mathbf{G}$ . The scheduling is *sequential* if the Morse function is strict, and the scheduling is then called a *firing sequence*. The Morse function  $f : \mathbf{G} \rightarrow \underline{k}$  prescribes a colimit decomposition of the graph as a sequence of pushouts over nodeless graphs as in 1.13,

$$\mathbf{G} \simeq \mathbf{G}_1 \sqcup_{\mathbf{M}_1} \cdots \sqcup_{\mathbf{M}_{k-1}} \mathbf{G}_k, \quad (2)$$

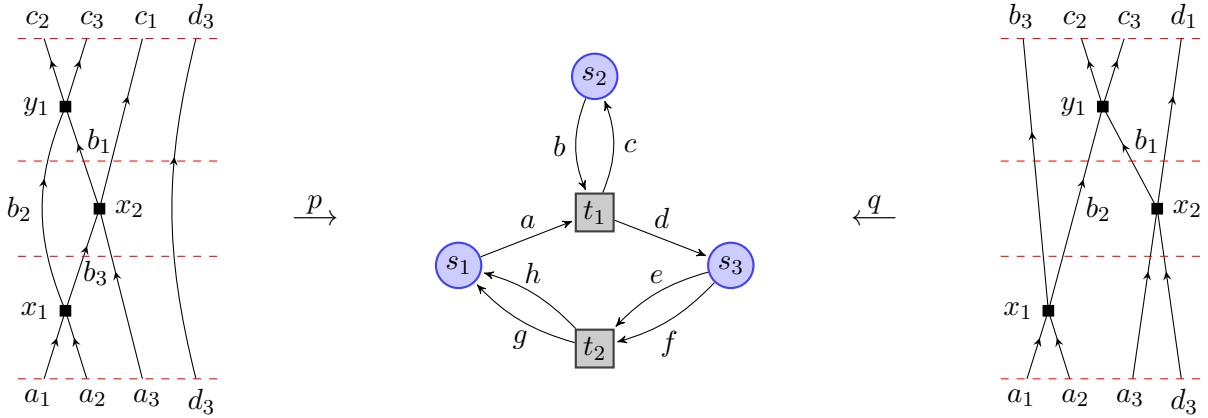
where each layer  $\mathbf{G}_i$  is a disjoint union of elementary graphs, and where the  $\mathbf{M}_i$  are nodeless graphs. Therefore, each  $\mathbf{M}_i \rightarrow \mathbf{P}$  is a state and each  $\mathbf{G}_i$  is a simultaneous firing  $\mathbf{G}_i \rightarrow \mathbf{P}$  with initial state  $\mathbf{M}_{i-1}$  and final state  $\mathbf{M}_i$  (here we include  $\mathbf{M}_0$  defined as the in-boundary of  $\mathbf{G}_1$  (which is also the in-boundary of  $\mathbf{G}$ ) and  $\mathbf{M}_k$  defined as the out-boundary of  $\mathbf{G}_k$  (which is also the out-boundary of  $\mathbf{G}$ )). If the Morse function is strict, each firing  $\mathbf{G}_i \rightarrow \mathbf{P}$  is a simple firing (in the sense of 3.1).

**3.7 Example.** The main purpose of this example is to show how closely tokens are kept track of in a process. The following diagram is a process  $p : \mathbf{G} \rightarrow \mathbf{P}$  of the Petri net  $\mathbf{P}$  from Example 2.8 above:



In the top row (the graph  $\mathbf{G}$ ), the constituent arrows have not been indicated, but they can be read off the following picture, where the graph  $\mathbf{G}$  is on the left. The bottom row is the Petri net  $\mathbf{P}$ , seen in the middle of the following picture. The vertical arrows, which constitute the etale map  $p$ , can be inferred on nodes and edges by the index convention from before. The maps  $A_N \rightarrow I$  and  ${}_NA \rightarrow O$  are *not* implied from the other maps, because the spans  $S \leftarrow I \rightarrow T$  and  $T \leftarrow O \rightarrow S$  in a Petri net are not relations. For example, on the left, the edges  $a_3$  and  $b_3$  are both incoming to the node  $x_2$ , so both can be regarded as elements of the subset  $A_{\{x_2\}}$ . It is necessary to specify where these two elements in  $A_{\{x_2\}}$  map to in the fibre  $I_{t_2}$ ; this info is indicated in the diagram. The elements  $e$  and  $f$  are the two generic inputs of the transition  $t_2$ . Specifying  $b_3 \mapsto e$  and  $a_3 \mapsto f$  tells us that it is the  $e$ -input slot of  $t_2$  that consumes the token produced previously by the  $t_1$  firing, whereas the  $f$ -input slot of  $t_2$  consumes the token that was in place  $s_3$  from the beginning. Similarly, there are choices to be made for  $b_1$  and  $c_1$  regarded as elements in  ${}_NA$ , as indicated in the diagram.

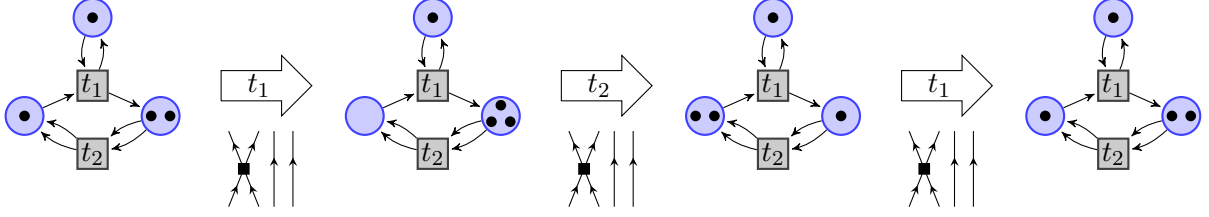
The following picture illustrates the process  $p : \mathbf{G} \rightarrow \mathbf{P}$  on the left. Another process  $q$  is pictured on the right. Choices of strict Morse functions have been indicated with the red dashed lines:



(Note that the process  $q$  is not fully specified just from the picture: specific choices should be made for the incidences, and just as for  $p$ , there are four different choices that would fit the picture. Contrary to the situation in 3.2, these four processes are not isomorphic.)

In process  $p$ , there is one token  $d_3$  that does not participate other than staying put in  $s_3$  all the time. In  $q$ , all tokens participate actively. This process  $q$  also has the property that it could have been scheduled differently: by choosing a different Morse function one could fire  $t_2$  before firing  $t_1$ . This shows that  $p$  and  $q$  do not have the same causal structure. In fact, it is clear that  $p$  and  $q$  are not isomorphic: they are not even

isomorphic as underlying graphs. However, with the strict Morse functions indicated in the picture with dashed red lines, the two processes both implement the following sequence of isomorphism classes of firings:



This shows that the processes cannot be reconstructed, even up to isomorphism, from knowledge of the isomorphism classes of the steps in the firing sequence: the isomorphism classes do not retain enough information about the tokens to be able to compose by gluing.<sup>12</sup>

## 4 The symmetric monoidal Segal space of processes

From this point on, a little bit of elementary homotopy theory of groupoids is involved. This is necessary since we are interested in objects up to isomorphism, but still want to keep track of their symmetries. A few definitions and basic facts are recollected in the Appendix.

**4.1 Towards composition of processes.** Fix a Petri net  $P$ . Let  $\mathbf{X}_0$  denote the groupoid of states of  $P$ . Let  $\mathbf{X}_1 = \mathbf{Proc}_{\text{iso}}(P)$  denote the groupoid of processes of  $P$ . Every state is also a process, so we have a canonical map  $s_0 : \mathbf{X}_0 \rightarrow \mathbf{X}_1$ . Every process has an initial state and a final state, so we also have maps

$$\mathbf{X}_0 \begin{array}{c} \xleftarrow{d_1} \\ \xleftarrow{d_0} \end{array} \mathbf{X}_1.$$

Here  $d_0$  is the final state and  $d_1$  is the initial state. The indexing is dictated by the standard simplicial formalism, where an index indicates the vertex that was *deleted*.

Since states form a groupoid, whose morphisms express renaming of tokens, we may be more interested in composing processes that only match up to a specified isomorphism: given two processes  $p_1 : G_1 \rightarrow P$  and  $p_2 : G_2 \rightarrow P$  (that is,  $p_1 \in \mathbf{X}_1$  and  $p_2 \in \mathbf{X}_1$ ), we may be interested in the situation where the final state of  $p_1$  is isomorphic to the initial state of  $p_2$ , with a specified isomorphism  $\sigma : d_0(p_1) \xrightarrow{\sim} d_1(p_2)$ . This means that the triple  $(p_1, p_2, \sigma)$  is an element in the standard *homotopy pullback* of groupoids (a.k.a. iso-comma square)

$$\begin{array}{ccc} \mathbf{X}_1 \times_{\mathbf{X}_0}^h \mathbf{X}_1 & \longrightarrow & \mathbf{X}_1 \\ \downarrow & \lrcorner \simeq & \downarrow d_1 \\ \mathbf{X}_1 & \xrightarrow{d_0} & \mathbf{X}_0. \end{array} \quad (3)$$

<sup>12</sup>The fact that different graphs/posets can correspond to the same firing sequence was stressed in the Best–Fernández book [13]. Drastic quotients are required to make the viewpoints match up [12], as we shall briefly comment on in 7.3.



We wish to define a weak composition law, allowing to compose the processes via the connecting isomorphism of states.<sup>13</sup> This category-like structure should be a *Segal space*, which in the present context means a simplicial groupoid  $\mathbf{X}_\bullet : \Delta^{\text{op}} \rightarrow \mathbf{Grpd}$  such that for each  $k \geq 1$  the natural map

$$\mathbf{X}_k \longrightarrow \mathbf{X}_1 \times_{\mathbf{X}_0}^h \cdots \times_{\mathbf{X}_0}^h \mathbf{X}_1 \quad (4)$$

is an equivalence of groupoids. Segal spaces are an important model for weak categories in higher category theory and homotopy theory; see Bergner [11] for a survey. For their role at the elementary level of combinatorics of finite sets, and for a brief introduction in this context, see Appendix B of [23].

We proceed to formalise this idea.

**4.2 The Segal space of processes.** Fix a Petri net  $P$ . For each  $k \geq 0$ , denote by  $\mathbf{X}_k$  the groupoid of  $P$ -graphs  $p : G \rightarrow P$  equipped with a level function  $G \rightarrow \underline{k}$ , i.e. processes  $G \rightarrow P$  equipped with  $k - 1$  compatible cuts, as in 1.13. The morphisms in this groupoid are isomorphisms of graphs compatible with both the etale map to  $P$  and the level function to  $\underline{k}$ .

In particular,  $\mathbf{X}_1$  is just the groupoid of processes (since every  $P$ -graph has a unique 1-level function), and  $\mathbf{X}_0$  is the groupoid of states (because a 0-level function can exist only for  $P$ -graphs with no nodes). Next,  $\mathbf{X}_2$  is the groupoid whose objects are processes  $G \rightarrow P$  equipped with a cut (as in 1.13).

The groupoids  $\mathbf{X}_k$  assemble into a strict simplicial groupoid

$$\mathbf{X}_\bullet : \Delta^{\text{op}} \rightarrow \mathbf{Grpd}.$$

The degeneracy maps  $s_i : \mathbf{X}_k \rightarrow \mathbf{X}_{k+1}$  (for  $0 \leq i \leq k$ ) insert an empty layer (i.e. compose level functions  $G \rightarrow \underline{k}$  with injective monotone maps  $\underline{k} \rightarrow \underline{k+1}$ ). The inner face maps  $\mathbf{X}_{k-1} \xleftarrow{d_i} \mathbf{X}_k$  ( $0 < i < k$ ) join layers, which is to compose level functions  $G \rightarrow \underline{k}$  with surjective monotone maps  $\underline{k} \rightarrow \underline{k-1}$ . So far (the so-called active part of the simplicial object), only the level functions are affected, whereas the underlying  $P$ -graph is not changed. Finally, the outer face maps project away the first or the last layer; this obviously changes the underlying  $P$ -graph. The simplicial identities are immediately verified.

**4.3 Remark.** Constructions of simplicial groupoids like this are not uncommon in combinatorics. In fact, this particular simplicial groupoid  $\mathbf{X}_\bullet$  is almost the same as that of the *directed restriction species* of directed graphs explained in Example 7.13 of [22]. The difference (apart from the  $P$ -decorations) concerns isolated edges, excluded in the setting of restriction species, but clearly essential to keep for the present purposes.

In order to prove that  $\mathbf{X}_\bullet$  is a Segal space, we first establish the following important fibrancy condition (again a standard feature of simplicial groupoids of combinatorial origin [23], [22]).

**4.4 Lemma.** *The face map  $d_0 : \mathbf{X}_1 \rightarrow \mathbf{X}_0$  (which given a process returns its final state) is a fibration of groupoids.*<sup>14</sup>

<sup>13</sup>See Sassone [52] for a version of this viewpoint.

<sup>14</sup>In fact, by the same argument, also  $d_1 : \mathbf{X}_1 \rightarrow \mathbf{X}_0$  (initial state) is a fibration, but we shall not need that.

*Proof.* Given a process  $p : G \rightarrow P$  with final state  $d_0(p) = z : M \rightarrow P$ , and given an isomorphism of states

$$\begin{array}{ccc} M & \xrightarrow{u} & M' \\ & \searrow \quad \swarrow & \\ & z \quad z' & \\ & S, & \end{array}$$

we need to provide a lift of  $u$  to  $p$ , namely a isomorphism of processes  $\bar{u} : p \xrightarrow{\sim} p'$ , whose restriction to the out-boundaries reproduces the map  $u$ . Suppose the  $P$ -graph  $G$  is given by  $A \leftarrow A_N \rightarrow N \leftarrow_N A \rightarrow A$ , with out-boundary  $\text{out}(G) = M$ . Then the set of edges splits into two disjoint subsets

$$A = M + A_N.$$

Now define the new graph  $G'$  and the morphism  $\bar{u}$  by modifying as little as possible — only the out-boundary:

$$\begin{array}{ccl} G & : & M + A_N \longleftarrow A_N \longrightarrow N \longleftarrow_N A \longrightarrow M + A_N \\ \bar{u} \downarrow & & \begin{array}{ccccccc} u+\text{id} \downarrow & \parallel & \lrcorner & \parallel & \lrcorner & \parallel & \downarrow u+\text{id} \end{array} \\ G' & : & M' + A_N \longleftarrow A_N \longrightarrow N \longleftarrow_N A \longrightarrow M' + A_N \\ p' \downarrow & & \begin{array}{ccccccc} z'+p|_{A_N} \downarrow & \downarrow & \lrcorner & \downarrow & \lrcorner & \downarrow & \downarrow z'+p|_{A_N} \end{array} \\ P & : & S \longleftarrow I \longrightarrow N \longleftarrow O \longrightarrow S. \end{array}$$

The new graph  $G'$  is naturally a  $P$ -graph as indicated, and by construction, the new map  $\bar{u}$  is a morphism of  $P$ -graphs.  $\square$

The benefit of the fibrancy condition is the general fact that homotopy pullbacks along fibrations can be computed as *strict* pullbacks.<sup>15</sup>

**4.5 Proposition.** *The simplicial groupoid  $\mathbf{X}_\bullet$  is a Rezk-complete<sup>16</sup> Segal space. That is, for each  $k \geq 1$ , the canonical map that returns the  $k$  layers*

$$\mathbf{X}_k \longrightarrow \mathbf{X}_1 \times_{\mathbf{X}_0}^h \cdots \times_{\mathbf{X}_0}^h \mathbf{X}_1$$

*is an equivalence of groupoids.*

*Proof.* For notational simplicity we do only the case  $k = 2$ . Since this homotopy pullback (which is (3)) is along the fibration  $d_0$ , we can prove instead that

$$\mathbf{X}_2 \xrightarrow{u} \mathbf{X}_1 \times_{\mathbf{X}_0}^{\text{strict}} \mathbf{X}_1$$

is an equivalence of groupoids. An element in this strict pullback is a pair  $(p_1, p_2)$  of processes such that the final state  $d_0(p_1)$  of the first is literally *equal* to the initial state  $d_1(p)$  of the second.

<sup>15</sup>In general, homotopy pullbacks, being a special case of homotopy limits, are determined up to equivalence by a universal property. The standard homotopy pullback (3) is just one model for it, a model that works always, but which is sometimes a bit redundant. The strict pullback is often easier to compute, and strict pullback along a fibration is canonically equivalent to the standard homotopy pullback.

<sup>16</sup>*Rezk completeness* is the Segal-space analogue of the condition on ordinary categories that the only invertible arrows are the identity arrows [11], [20], [23]. It is also analogous to the univalence axiom in homotopy type theory [53]: ‘equivalences are identities’.

The map  $u$  is bijective up to isomorphism, because the pushout construction of (1.9) provides an up-to-isomorphism inverse: given processes  $p_1 : G_1 \rightarrow P$  and  $p_2 : G_2 \rightarrow P$  with  $\text{out}(G_1) = M = \text{in}(G_2)$ , the pushout produces a single  $P$ -graph  $G_1 \sqcup_M G_2$  with the obvious 2-level function; it is clear that this construction is inverse to  $u$  up to isomorphism. To establish that  $u$  is an equivalence it remains to check that it is also an isomorphism on automorphism groups. The automorphisms of a 2-levelled  $P$ -graph

$$\begin{array}{ccc} G & \xrightarrow{f} & \underline{2} \\ p \downarrow & & \\ P & & \end{array}$$

are the automorphisms of  $G$  compatible with both  $p$  and  $f$ . This amounts to giving an automorphism of each layer  $G_1$  and  $G_2$ , whose restrictions to the cut  $M$  agree. But this is precisely the description of the automorphism group of the corresponding object  $(G_1, G_2)$  in  $\mathbf{X}_1 \times_{\mathbf{X}_0}^{\text{strict}} \mathbf{X}_1$ .

Finally, *Rezk completeness* is the statement that the only equivalences in  $\mathbf{X}_1$  are the degenerate ones, i.e. in the image of  $s_0 : \mathbf{X}_0 \rightarrow \mathbf{X}_1$ . But it is clear that the only equivalences are the node-less graphs.  $\square$

**4.6 Lemma.**  $\mathbf{X}_\bullet$  is a symmetric monoidal Segal space under disjoint union. That is, the simplicial maps

$$\mathbf{1}_\bullet \xrightarrow{[\emptyset]} \mathbf{X}_\bullet \xleftarrow{+} \mathbf{X}_\bullet \times \mathbf{X}_\bullet$$

satisfy the standard associative, unital, and symmetry axioms.

Here  $\mathbf{1}_\bullet$  is the constant simplicial groupoid on the terminal groupoid, and the map picks out the empty  $k$ -levelled  $P$ -graph. The required coherence constraints, given separately in each simplicial degree, follow from the universal properties of  $\emptyset$  and  $+$  as initial object and categorical sum.

**4.7 Remark.** The symmetric monoidal Segal space  $\mathbf{X}_\bullet$  is very easy to set up, since it is defined in terms of *decomposition* instead of composition. This phenomenon, that decomposition is easier to achieve than composition, is quite general,<sup>17</sup> and is one starting point of the recent theory of *decomposition spaces* [20], [22], [23]. For the symmetric monoidal structure it must be appreciated that  $\mathbf{X}_\bullet$  is Rezk complete. This implies that functor categories can be dealt with pointwise, i.e. in each simplicial degree separately. The symmetric monoidal structure in each simplicial degree is obvious.

**4.8 Incidence bialgebras.** Following a combinatorial instinct, one may observe that  $\mathbf{X}_\bullet$  is *locally discrete* and *locally finite* (a given  $P$ -graph admits only finitely many 2-level functions) and of *locally finite length* (a  $P$ -graph admits only finitely many surjective level functions); see [21] for these notions. The Segal space  $\mathbf{X}_\bullet$  therefore admits an *incidence bialgebra* [20], [23], graded by number-of-nodes. The comultiplication is given by summing over cuts:  $\Delta(G) = \sum_{G \rightarrow 2} G_1 \otimes G_2$ . Characters of such bialgebras can be

<sup>17</sup>In fact when Atiyah [1] first defined topological quantum field theories, he did not define it as a functor from a cobordism category — he did not even define a cobordism category. Instead he defined it in terms of *decomposition* of cobordisms (see [39] for discussion of this point).

viewed as generalisations of power series,<sup>18</sup> and one may speculate that they have a role to play in Petri net theory, similar to the role power series play for automata (see for example [51]).

**4.9 Proposition.** *An etale map of Petri nets  $e : P \rightarrow P'$  induces a symmetric monoidal functor<sup>19</sup> of Segal spaces*

$$e_! : \mathbf{X}_\bullet \rightarrow \mathbf{X}'_\bullet$$

Indeed, the map in simplicial degree 1 is a special case of Proposition 3.5. The remaining simplicial degrees are a matter of level functions, and refer only to the underlying graph  $G$ , and is not affected by  $P$ - or  $P'$ -structure.

## 5 Digraphical species from Petri nets

Recall that a digraphical species is a presheaf  $\mathcal{F} : \mathbf{elGr}^{\text{op}} \rightarrow \mathbf{Set}$  on the category of elementary graphs, and that we call  $\mathcal{F}[\star]$  the set of *colours*.

**5.1 Digraphical species of a Petri net.** A Petri net  $P$  defines a digraphical species

$$\begin{aligned} \mathcal{P} : \mathbf{elGr}^{\text{op}} &\longrightarrow \mathbf{Set} \\ E &\longmapsto \text{Hom}_{\text{et}}(E, P), \end{aligned}$$

simply the restricted Yoneda embedding along the full inclusions  $\mathbf{elGr} \subset \mathbf{Gr} \subset \mathbf{Petri}$ . The set of colours of  $\mathcal{P}$  is thus the set of places  $S$ , and the operations are the transitions  $T$ , symmetrised, by considering all the  $m!n!$  different etale maps  $\left[ \begin{smallmatrix} m \\ n \end{smallmatrix} \right] \rightarrow P$  picking out a given transition  $t \in T$ .

From the decomposition of Petri nets into colimits of elementary graphs (Lemma 2.6), we get:

**5.2 Lemma.** (*Density lemma.*) *The functor*

$$\begin{aligned} \mathbf{Petri} &\longrightarrow \mathbf{PrSh}(\mathbf{elGr}) \\ P &\longmapsto \text{Hom}(-, P) \end{aligned}$$

*is fully faithful.*

**5.3 Lemma.** *The functor  $\mathbf{Petri} \rightarrow \mathbf{PrSh}(\mathbf{elGr})$  preserves the canonical decomposition of Petri net into colimits of elementary graphs.*

The following result provides various characterisations of Petri nets by describing the image of this embedding.

**5.4 Proposition.** *For a finite-set-valued digraphical species  $\mathcal{F} : \mathbf{elGr}^{\text{op}} \rightarrow \mathbf{Set}$ , the following are equivalent.*

---

<sup>18</sup>Just to give the idea, it is easy to see that for a deterministic finite-state machine (disregarding initial and terminal states) regarded as a Petri net  $P$ , the characters of the incidence bialgebra of the associated symmetric monoidal Segal space  $\mathbf{X}_\bullet$  are the power series over the action monoid of the machine.

<sup>19</sup>It is in fact a *culf* functor (meaning cartesian on active maps); therefore it induces a homomorphism of incidence bialgebras [20].

1.  $\mathcal{F}$  is a Petri net.
2.  $\mathcal{F}$  is a flat digraphical species (meaning that the group actions  $(\mathfrak{S}_m \times \mathfrak{S}_n) \times \mathcal{F}[\begin{smallmatrix} m \\ n \end{smallmatrix}] \rightarrow \mathcal{F}[\begin{smallmatrix} m \\ n \end{smallmatrix}]$  are free).
3.  $\mathcal{F}$  is projective with respect to colour-preserving surjections (meaning that every colour-preserving surjection  $\mathcal{R} \rightarrow \mathcal{F}$  has a section).
4.  $\mathcal{F}$  is a colimit of a diagram of representables where every arrow has domain  $[\star]$ .

This is a straightforward variation of Theorem 2.4.10 of [40], which characterises polynomial endofunctors among the presheaves on elementary trees. The terminology *flat* is from the theory of combinatorial species [10]. In the theory of operads, the same condition is called *sigma-cofibrant*. Note finally that the flat digraphical species are also essentially the same thing as the *tensor schemes* of Joyal and Street [38].

*Proof.* The key point is to consider the category of digraphical species with a fixed set of colours  $S$ , defined by the pullback of categories

$$\begin{array}{ccc}
 \mathbf{PrSh}_S(\mathbf{elGr}) & \longrightarrow & \mathbf{PrSh}(\mathbf{elGr}) \\
 \downarrow & \lrcorner & \downarrow \text{eval. at } [\star] \\
 1 & \xrightarrow{\quad \ulcorner_S \urcorner \quad} & \mathbf{Set}.
 \end{array}$$

The point is that  $\mathbf{PrSh}_S(\mathbf{elGr})$  is the category of presheaves on the category of Petri nets with fixed set of places  $S$  and only one transition:


$$S \leftarrow I_t \rightarrow \{t\} \leftarrow O_t \rightarrow S.$$

Since  $S$  is fixed and we only consider etale maps, this category is a groupoid: it is equivalent to  $\mathbb{B} \downarrow S \times \mathbb{B} \downarrow S$ . (Recall that  $\mathbb{B}$  denotes the groupoid of finite sets and bijections;  $\mathbb{B} \downarrow S$  is then the free symmetric monoidal category on  $S$ .) A presheaf on a groupoid is projective with respect to surjections if and only if it is a sum of representables. The sums in  $\mathbf{PrSh}(\mathbb{B} \downarrow S \times \mathbb{B} \downarrow S)$  correspond to the colimits in  $\mathbf{PrSh}(\mathbf{elGr})$  described in (4). Every Petri net can be realised as a (finite) gluing of representables as in (4), and every such gluing is a Petri net. By adding sums of copies of  $[\star]$ , such a gluing can be realised as a colimit of sums of representables whose value on  $[\star]$  are all  $S$ , and therefore can be realised as a sum in  $\mathbf{PrSh}_S(\mathbf{elGr})$ .  $\square$

**5.5 Corollary.** *For  $P$  a Petri net,  $P$ -graphs have no local automorphisms (that is, no automorphisms that fix a node).*

The automorphisms of a  $P$ -graph are the *deck transformations* (as in the following example). A special case is permutation of isolated edges, possible if two isolated edges map to the same place in  $P$ .

**5.6 Example.** Let  $G \rightarrow P$  be the process pictured as



This etale map is a double cover, and it admits the nontrivial deck transformation  $x_1 \leftrightarrow y_1, x_2 \leftrightarrow y_2$ .

## 6 Free props

The following description of the free-prop monad is essentially from [41], except that there only the free-properad monad is described, considering only connected graphs.

**6.1 Residue and  $\begin{bmatrix} m \\ n \end{bmatrix}$ -graphs.** For a graph (naked or  $\mathcal{F}$ -graph)  $G$ , the *residue*  $\text{res}(G)$  is the naked corolla formed by the in-boundary and the out-boundary (and a single node). This defines a functor  $\text{res} : \mathbf{Gr}_{\text{iso}} \rightarrow \mathbf{Cor}$  (and for each  $\mathcal{F}$  a functor  $\text{res} : \mathbf{Gr}_{\text{iso}} \downarrow \mathcal{F} \rightarrow \mathbf{Cor}$ ).

An  $\begin{bmatrix} m \\ n \end{bmatrix}$ -graph is a graph  $G$  equipped with an isomorphism  $\text{res}(G) \simeq \begin{bmatrix} m \\ n \end{bmatrix}$ . More formally, the groupoid of  $\begin{bmatrix} m \\ n \end{bmatrix}$ -graphs  $\begin{bmatrix} m \\ n \end{bmatrix}\text{-Gr}_{\text{iso}}$  is the homotopy fibre of  $\text{res} : \mathbf{Gr}_{\text{iso}} \rightarrow \mathbf{Cor}$  over  $\begin{bmatrix} m \\ n \end{bmatrix}$ . If  $\mathcal{F}$  is a digraphical species, an  $\begin{bmatrix} m \\ n \end{bmatrix}$ - $\mathcal{F}$ -graph is an  $\mathcal{F}$ -graph  $G$  equipped with an isomorphism  $\text{res}(G) \simeq \begin{bmatrix} m \\ n \end{bmatrix}$ . These are the objects of the groupoid  $\begin{bmatrix} m \\ n \end{bmatrix}\text{-Gr}_{\text{iso}} \downarrow \mathcal{F}$ , the homotopy fibre over  $\begin{bmatrix} m \\ n \end{bmatrix}$  of the functor  $\text{res} : \mathbf{Gr}_{\text{iso}} \downarrow \mathcal{F} \rightarrow \mathbf{Cor}$ .

**6.2 Remark.** It should be stressed that we allow non-connected graphs (in contrast to [41]). In particular, a nodeless  $\mathcal{F}$ -graph  $U$  consisting of  $m$  isolated edges is a  $\begin{bmatrix} m \\ m \end{bmatrix}$ -graph in  $m!m!$  ways, depending of the possible bijections  $\text{in}(U) \simeq \underline{m}$  and  $\text{out}(U) \simeq \underline{m}$  (which are independent). This example also shows that  $\text{res} : \mathbf{Gr}_{\text{iso}} \downarrow \mathcal{F} \rightarrow \mathbf{Cor}$  is not a fibration: not all automorphisms of  $\begin{bmatrix} m \\ m \end{bmatrix}$  admit a lift to  $U$ .

**6.3 Free-prop monad.**<sup>20</sup> A digraphical species has a free (coloured) prop. Recall that presheaves on  $\mathbf{elGr}$  are naturally equivalent to sheaves on  $\mathbf{Gr}$ , so that a presheaf on elementary graphs can be evaluated also on general graphs by the limit formula

$$\mathcal{F}[G] \simeq \lim_{E \in \text{el}(G)} \mathcal{F}[E].$$

The *free prop monad*

$$\begin{aligned} \mathbf{PrSh}(\mathbf{elGr}) &\longrightarrow \mathbf{PrSh}(\mathbf{elGr}) \\ \mathcal{F} &\longmapsto \overline{\mathcal{F}} \end{aligned}$$

<sup>20</sup>It should be remarked that the algebras for the prop monad described here are not exactly the same as the props of Mac Lane [45], and they should properly be called *graphical props* (see Batanin–Berger [9], Remark 10.5). The difference is with the  $(0,0)$ -operations: in a Mac Lane prop,  $\text{End}(\mathbf{1})$  is always a commutative monoid (by the Eckmann–Hilton argument). In a graphical prop,  $\text{End}(\mathbf{1})$  can be a noncommutative monoid. The difference does not affect us here, as we are only concerned with *free* graphical props, and these have automatically commutative  $\text{End}(\mathbf{1})$  and are therefore also props in the sense of Mac Lane.

is given (at the level of its underlying endofunctor) by  $\overline{\mathcal{F}}[\star] := \mathcal{F}[\star]$  and

$$\begin{aligned}\overline{\mathcal{F}}\left[\begin{smallmatrix} m \\ n \end{smallmatrix}\right] &:= \operatorname{colim}_{\mathbf{G} \in [\begin{smallmatrix} m \\ n \end{smallmatrix}]\text{-}\mathbf{Gr}_{\text{iso}}} \mathcal{F}[\mathbf{G}] \\ &\simeq \sum_{\mathbf{G} \in \pi_0([\begin{smallmatrix} m \\ n \end{smallmatrix}]\text{-}\mathbf{Gr}_{\text{iso}})} \frac{\mathcal{F}[\mathbf{G}]}{\operatorname{Aut}_{[\begin{smallmatrix} m \\ n \end{smallmatrix}]}(\mathbf{G})} \\ &\simeq \pi_0([\begin{smallmatrix} m \\ n \end{smallmatrix}]\text{-}\mathbf{Gr}_{\text{iso}} \downarrow \mathcal{F}).\end{aligned}$$

Here the first equation follows since  $[\begin{smallmatrix} m \\ n \end{smallmatrix}]\text{-}\mathbf{Gr}_{\text{iso}}$  is just a groupoid: the sum is over isomorphism classes of  $[\begin{smallmatrix} m \\ n \end{smallmatrix}]$ -graphs, and  $\operatorname{Aut}_{[\begin{smallmatrix} m \\ n \end{smallmatrix}]}(\mathbf{G})$  denotes the automorphism group of  $\mathbf{G}$  in  $[\begin{smallmatrix} m \\ n \end{smallmatrix}]\text{-}\mathbf{Gr}_{\text{iso}}$ . The  $(m, n)$ -operations of  $\overline{\mathcal{F}}$  are thus iso-classes of  $[\begin{smallmatrix} m \\ n \end{smallmatrix}]$ - $\mathcal{F}$ -graphs.

(We omit description of the monad multiplication and unit, although of course this is essential information. See [41] for all details in the connected case, the free properad monad.)

#### 6.4 Free prop on a Petri net, and underlying symmetric monoidal category.

The free prop on a Petri net  $\mathbf{P}$  has as operations the iso-classes of processes  $\mathbf{G} \rightarrow \mathbf{P}$  with fixed boundaries.<sup>21</sup> An element in  $\pi_0([\begin{smallmatrix} m \\ n \end{smallmatrix}]\text{-}\mathbf{Gr}_{\text{iso}} \downarrow \mathbf{P})$  is a morphism in the underlying symmetric monoidal category of the free prop. The objects are strings of elements in  $\mathbf{P}[\star]$ , that is maps  $\underline{n} \rightarrow \mathbf{P}[\star]$ . The domain of an element  $p : \mathbf{G} \rightarrow \mathbf{P}$  in  $\pi_0([\begin{smallmatrix} m \\ n \end{smallmatrix}]\text{-}\mathbf{Gr}_{\text{iso}} \downarrow \mathbf{P})$  is the composite  $\underline{m} \simeq \operatorname{in}(\mathbf{G}) \rightarrow \mathbf{G} \xrightarrow{p} \mathbf{P}$ , and similarly the codomain is the composite  $\underline{n} \simeq \operatorname{out}(\mathbf{G}) \rightarrow \mathbf{G} \xrightarrow{p} \mathbf{P}$ .

Composition is given by gluing (pushout in the category  $\mathbf{Gr}$ ). Formally this comes about from the monad multiplication, whose description we omitted.

**6.5 Remark.** It is easy to see that the digraphical species  $\overline{\mathbf{P}}$  is flat again, since the groups  $\mathfrak{S}_m \times \mathfrak{S}_n$  act on  $\overline{\mathbf{P}}$  only through the boundary isomorphisms. So except for the fact that  $\overline{\mathbf{P}}$  takes infinite values, it could be regarded as a Petri net again, and the free-prop adjunction could then be interpreted directly on the category of (infinite) Petri nets. This viewpoint, although it has played an important role in Petri-net theory (from [47] to [15]), is not given emphasis in the present work, where we insist on Petri nets being finite. While  $\overline{\mathbf{P}}$  is of interest as a prop or symmetric monoidal category, the corresponding (infinite) Petri net seems to defy the purposes of Petri nets, and is hugely redundant. It has a transition for every process of  $\mathbf{P}$  — this includes an ‘identity’ transition for every place  $s \in S$  and every  $n \in \mathbb{N}$ , corresponding to the disjoint union of  $n$   $s$ -labelled unit graphs.

**6.6 Props in groupoids.** The free prop formula just described involves taking  $\pi_0$ . Avoiding this leads to a simpler construction, that of the free prop in groupoids. It works for digraphical species valued in groupoids,  $\mathcal{F} : \mathbf{elGr}^{\text{op}} \rightarrow \mathbf{Grpd}$ . In particular, an ordinary graphical species, such as a Petri net, is a groupoid-valued graphical species via the inclusion functor  $\mathbf{Set} \rightarrow \mathbf{Grpd}$ .

<sup>21</sup>The fact that morphisms are  $\mathbf{P}$ -graphs equipped with specified maps from its domain and codomain onto its boundaries reinforces the analogy with cobordism categories [39], where the morphisms between manifolds  $\Sigma'$  and  $\Sigma$  are also given by a cobordism  $C$  together with specified diffeomorphisms from  $\Sigma'$  and  $\Sigma$  onto the boundaries of  $C$ . The morphisms are therefore properly given by iso-classes of cospans  $\operatorname{rel}$  the boundary, these boundaries living in ‘lower dimension’ than the apex. Cospans of this nature play also an important role in some recent approaches to open Petri nets; see for example [8], [5], [3].



The free prop-in-groupoid on a digraphical species  $\mathcal{F} : \mathbf{elGr}^{\text{op}} \rightarrow \mathbf{Grpd}$  is given by  $\tilde{\mathcal{F}}[\star] := \mathcal{F}[\star]$  and

$$\tilde{\mathcal{F}}\left[\begin{smallmatrix} m \\ n \end{smallmatrix}\right] := \left[\begin{smallmatrix} m \\ n \end{smallmatrix}\right] \text{-}\mathbf{Gr}_{\text{iso}} \downarrow \mathcal{F},$$

without taking  $\pi_0$ .

Apart from  $[\star]$  (where  $\mathcal{F} \mapsto \tilde{\mathcal{F}}$  is the identity anyway),  $\tilde{\mathcal{F}}$  is simply the groupoid-valued presheaf corresponding to the projection  $\text{res} : \mathcal{F}\text{-}\mathbf{Gr}_{\text{iso}} \rightarrow \mathbf{Cor}$ . (It should be noted though, that since  $\text{res}$  is not a fibration, it is essential to use homotopy fibres rather than strict fibres, in order to extract the value on a given  $\left[\begin{smallmatrix} m \\ n \end{smallmatrix}\right]$ .)

**6.7 Underlying Segal space of  $\tilde{\mathcal{F}}$ .** The underlying (symmetric monoidal) Segal space  $\mathbf{Y}_\bullet$  of the free prop-in-groupoids  $\tilde{\mathcal{F}}$  is given as follows:  $\mathbf{Y}_1$  is the homotopy sum of all the  $\tilde{\mathcal{F}}\left[\begin{smallmatrix} m \\ n \end{smallmatrix}\right]$ :

$$\mathbf{Y}_1 = \int^{\left[\begin{smallmatrix} m \\ n \end{smallmatrix}\right]} \tilde{\mathcal{F}}\left[\begin{smallmatrix} m \\ n \end{smallmatrix}\right] \simeq \sum_{\left[\begin{smallmatrix} m \\ n \end{smallmatrix}\right] \in \pi_0(\mathbf{Cor})} \tilde{\mathcal{F}}\left[\begin{smallmatrix} m \\ n \end{smallmatrix}\right] // \text{Aut}\left(\left[\begin{smallmatrix} m \\ n \end{smallmatrix}\right]\right).$$

(This is the appropriate homotopical way of describing the groupoid whose homotopy fibres over  $\left[\begin{smallmatrix} m \\ n \end{smallmatrix}\right]$  is  $\tilde{\mathcal{F}}\left[\begin{smallmatrix} m \\ n \end{smallmatrix}\right]$ . The double bar is homotopy quotient, as in [4].) In degree zero we have  $\mathbf{Y}_0 = \mathbb{B} \downarrow \mathcal{F}[\star]$ , the free symmetric monoidal category on  $\mathcal{F}[\star]$ . In higher simplicial degrees we have  $\mathbf{Y}_k = \mathbf{Y}_1 \times_{\mathbf{Y}_0}^h \cdots \times_{\mathbf{Y}_0}^h \mathbf{Y}_1$ . The face and degeneracy maps come from the monad structure: in particular  $\mathbf{Y}_1 \times_{\mathbf{Y}_0}^h \mathbf{Y}_1 \xleftarrow{d_1} \mathbf{Y}_2$  is the monad multiplication, which allows to contract a 2-level graph to a single corolla. (For details, see [41], although that reference only covers the connected case of properads.)

**6.8 Theorem.** *For  $\mathbf{P}$  a Petri net, the symmetric monoidal Segal space  $\mathbf{X}_\bullet$  of  $\mathbf{P}$ -processes is the free prop-in-groupoids on the digraphical species  $\mathbf{P}$ .*

*Proof.* We compare the mapping groupoids of the two Segal spaces. Fix  $M$  and  $N$  two states of  $\mathbf{P}$  with  $m$  and  $n$  tokens, respectively. In both cases we are talking about processes from  $M$  to  $N$ , and in a sense the check is routine; we include it to showcase the calculus of homotopy pullbacks. The mapping spaces appear in the following diagram of homotopy pullbacks:

$$\begin{array}{ccccc} \text{Map}_{\mathbf{X}_\bullet}(M, N) & \xrightarrow{\quad} & \overline{\mathbf{P}}\left[\begin{smallmatrix} m \\ n \end{smallmatrix}\right] & \xrightarrow{\quad} & \mathbf{X}_1 \\ \downarrow & \lrcorner & \downarrow \scriptstyle \lceil(M, N)^\top & \lrcorner & \downarrow \scriptstyle (d_1, d_0) \\ 1 & \xrightarrow{\quad} & (\mathbf{X}_0 \times \mathbf{X}_0)_{\left[\begin{smallmatrix} m \\ n \end{smallmatrix}\right]} & \xrightarrow{\quad} & \mathbf{X}_0 \times \mathbf{X}_0 \\ & \lrcorner & \downarrow & \lrcorner & \downarrow \\ & & 1 & \xrightarrow{\quad} & \mathbf{Cor}. \\ & & & \scriptstyle \lceil\left[\begin{smallmatrix} m \\ n \end{smallmatrix}\right]^\top & \end{array} \quad (5)$$

The curved pullback rectangle is the definition of  $\text{Map}_{\mathbf{X}_\bullet}(M, N)$ : pullback along the curved middle map  $\lceil(M, N)^\top$ . The right-hand composite pullback rectangle is the definition of  $\overline{\mathbf{P}}\left[\begin{smallmatrix} m \\ n \end{smallmatrix}\right]$ , realised in two steps. Note that  $\mathbf{Cor}$  is the groupoid of naked corollas, without reference to  $\mathbf{P}$ , whereas  $\mathbf{X}_0 \times \mathbf{X}_0$  is the groupoid of pairs of  $\mathbf{P}$ -states. Since  $M$  and  $N$  are assumed to have cardinality  $m$  and  $n$ , the middle curved arrow factors through

$(\mathbf{X}_0 \times \mathbf{X}_0)_{[n]}^m$ , inducing first the lower dotted map by the universal property of the pullback  $(\mathbf{X}_0 \times \mathbf{X}_0)_{[n]}^m$ , and inducing next the upper dotted arrow by the universal property of the pullback  $\bar{\mathbf{P}}_{[n]}^m$ . The closure properties of pullbacks force the resulting upper left-hand square to be a pullback. This shows that  $\text{Map}_{\mathbf{X}_\bullet}(M, N)$  is both the mapping space in  $\bar{\mathbf{P}}$  and in  $\mathbf{X}_\bullet$ . (It also exhibits  $\bar{\mathbf{P}}_{[n]}^m$  as the homotopy sum of its homotopy fibres over varying  $(M, N)$ ):

$$\bar{\mathbf{P}}_{[n]}^m \simeq \int^{(M, N) \in (\mathbf{X}_0 \times \mathbf{X}_0)_{[n]}^m} \text{Map}_{\mathbf{X}_\bullet}(M, N).$$

The remaining checks (higher simplicial degrees) follow from the Segal condition. The symmetric monoidal structure is clear, as it is just disjoint union.  $\square$

## 7 The symmetric monoidal category of processes

**7.1 Some discussion and slogans.** The symmetric monoidal Segal space  $\mathbf{X}_\bullet$  is nice to work with for its clean combinatorial description. For example, as mentioned briefly in 4.8, it is locally discrete, meaning that the middle face map  $\mathbf{X}_1 \xleftarrow{d_1} \mathbf{X}_2$  is a discrete fibration (in fact with finite fibres). This is just to say that for a fixed process  $p : \mathbf{G} \rightarrow \mathbf{P}$  there is a finite number of possible 2-level functions  $\mathbf{G} \rightarrow \underline{2}$ .

From the whole-grain viewpoint that Petri nets are configurations of finite sets, it is natural to admit that these configurations form groupoids, and continue to work with these groupoids. The less they are disturbed, the better they behave. Problems with symmetries often arise from dividing out by them. You can kill symmetries by dividing out by them, but their ghosts will haunt you forever. In this section we give some substance to these slogans.

Notwithstanding the previous paragraphs, it is sometimes convenient to extract from  $\mathbf{X}_\bullet$  a honest symmetric monoidal category  $(\mathcal{C}, +, \emptyset)$ , which is then the free symmetric monoidal category on  $\mathbf{P}$ . (The construction is the same for any digraphical species  $\mathcal{F}$ .) The answer was already given: it is the symmetric monoidal category underlying the free prop on  $\mathcal{F}$ . However, this description is a bit round-about, and in fact we cheated by not describing the monad multiplication for the free-prop monad (see [41]).

Instead we can give a direct description from  $\mathbf{X}_\bullet$ , taking the opportunity to explain a few homotopy issues.

**7.2 Theorem.** *The free symmetric monoidal category on  $\mathbf{P}$ , denoted  $\mathcal{C}$ , is the homotopy category of  $\mathbf{X}_\bullet$  (or more precisely, its codescent object<sup>22</sup>). The objects of  $\mathcal{C}$  are the states  $\mathbf{M} \rightarrow \mathbf{P}$ , and its hom sets are*

$$\text{Hom}_{\mathcal{C}}(\mathbf{M}, \mathbf{N}) = \pi_0(\text{Map}_{\mathbf{X}_\bullet}(\mathbf{M}, \mathbf{N})).$$

The mapping space already appeared in the proof of Theorem 6.8:  $\text{Map}_{\mathbf{X}_\bullet}(\mathbf{M}, \mathbf{N})$  is the groupoid whose objects are triples  $(p, \sigma_1, \sigma_2)$  consisting of a process  $p : \mathbf{G} \rightarrow \mathbf{P}$ , and isomorphisms  $\sigma_1 : \mathbf{M} \simeq d_1(\mathbf{G})$  and  $\sigma_2 : \mathbf{N} \simeq d_0(\mathbf{G})$ . The arrows of the groupoid  $\text{Map}_{\mathbf{X}_\bullet}(\mathbf{M}, \mathbf{N})$  are isomorphisms of processes  $p \simeq p'$  compatible with the boundary isos. In conclusion, in the free symmetric monoidal category  $\mathcal{C}$ , the morphisms from  $\mathbf{M}$  to  $\mathbf{N}$  are iso-classes of processes rel the boundary.<sup>23</sup>

<sup>22</sup>Codescent object means colimit of  $\mathbf{X}_\bullet$  in  $\mathbf{Cat}$  weighted by  $\Delta \rightarrow \mathbf{Cat}$ ; see Lack [43] and Weber [54].

<sup>23</sup>just like the definition of arrows in the cobordism category, as remarked in footnote 21.

Before explaining this (without reference to the free prop construction), it is instructive to consider some other attempts at obtaining an ordinary symmetric monoidal category out of  $\mathbf{X}_\bullet$ .

**7.3 Brutally applying  $\pi_0$  and trying to cope...** One could think of simply applying  $\pi_0$  on  $\mathbf{X}_\bullet$  degree-wise. This does not immediately work, because  $\pi_0$  does not preserve homotopy pullbacks and will destroy the Segal condition. Again, this is a well-known phenomenon, explained carefully in [23] in the very similar example of trees.

One may then try to correct the problem by taking quotients. Note first that  $\pi_0(\mathbf{X}_0)$  is the free commutative monoid on the set of isomorphism classes of states, precisely as employed in the collective-tokens approach. To correct the problem that  $\pi_0(\mathbf{X}_2) \rightarrow \pi_0(\mathbf{X}_1) \times_{\pi_0(\mathbf{X}_0)} \pi_0(\mathbf{X}_1)$  is not a bijection, some stuff must be quotiented out: one has to identify two processes  $G$  and  $G'$  if there exists cuts

$$G = G_1 \sqcup_M G_2 \quad \text{and} \quad G' = G'_1 \sqcup_{M'} G'_2$$

such that  $M = M'$ ,  $G_1 = G'_1$ , and  $G_2 = G'_2$  — all in  $\pi_0(\mathbf{X}_0)$ . In other words, the two processes satisfy the *swap property* of Best–Devillers [12]: one can cut and reconnect (a kind of surgery). This is non-trivial to control, and the final result is the Best–Devillers category of equivalence classes of processes [12]. In the end the building blocks are the iso-classes of simple firings. Presumably, this is precisely the free symmetric monoidal category of iso-classes of transitions, of Meseguer and Montanari [47]. Note that it is in fact a *commutative* monoidal category.

This is not what we want here.

**7.4 Weak-double-category viewpoint.** A second approach takes the viewpoint of double categories. Observe that a (symmetric monoidal) Segal space can be regarded as a special case of a (symmetric monoidal) weak double category, by choosing a pseudo-inverse to the equivalence  $\mathbf{X}_2 \rightarrow \mathbf{X}_1 \times_{\mathbf{X}_0} \mathbf{X}_1$ . In the present case, the pseudo-inverse is given by gluing graphs, and by making a global choice of pushouts one gets a weak double category, which is a groupoid in the vertical direction: the objects are the states of  $\mathbf{P}$ , the vertical arrows are the isomorphisms of states, and the horizontal arrows are the processes of  $\mathbf{P}$ .

From a weak double category one can always extract its *horizontal bicategory*, namely by disregarding the vertical arrows. (Getting a bicategory is an important step towards getting an ordinary category, because now one can take  $\pi_0$ ; this operation does preserve pullbacks over discrete objects.) However, in the case of  $\mathbf{X}_\bullet$  this construction will destroy the monoidal structure! The reason is that the coherence constraints of the monoidal structure live in the vertical dimension, and when they are killed the associativity is lost.

It is worth mentioning this, because the horizontal-bicategory construction is a common way to construct symmetric monoidal bicategories (and then symmetric monoidal categories, by taking  $\pi_0$ ), as explained in great detail by Hansen and Shulman [31], and exploited in the context of Petri nets by Baez et al. [5], [3]. However, the Hansen–Shulman construction specifically requires the double category to be *fibrant*, which means that  $\mathbf{X}_1 \xrightarrow{(d_1, d_0)} \mathbf{X}_0 \times \mathbf{X}_0$  should be an fibration. We have already noted that this is not the case for our  $\mathbf{X}_\bullet$ : it is precisely the problem that there are very few invertible processes<sup>24</sup>

<sup>24</sup>From the viewpoint of combinatorics, this is a feature, not a bug. This phenomenon is not specific to Petri nets; it is exactly the same for any digraphical species.

(as noted already in 6.2), lacking the invertible maps required to support the monoidal coherence. (Note that the fact that both  $d_0$  and  $d_1$  are fibrations (cf. Lemma 4.4) does not imply that  $(d_1, d_0)$  together is a fibration.)

With these preliminary analyses, we are ready for the correct solution:

**7.5 Change of objects.** Instead of getting a bicategory by throwing away the vertical maps (isomorphisms), the passage from double category to bicategory should incorporate the vertical maps into the horizontal part. This is achieved as an instance of the standard *change-of-objects* construction:

Recall the change-of-objects construction for ordinary categories  $\mathcal{C}$ : given a map of sets  $\phi : D \rightarrow \text{obj}(\mathcal{C})$  one can obtain a new category  $\mathcal{C}^\phi$  with object set  $D$  and hom sets  $\text{Hom}_{\mathcal{C}^\phi}(x, y) := \text{Hom}_{\mathcal{C}}(\phi x, \phi y)$ . Then by construction there is a fully faithful functor  $\mathcal{C}^\phi \rightarrow \mathcal{C}$ , which is an equivalence if  $\phi$  is surjective (or just essentially surjective). The same construction works for Segal spaces as follows: given a Segal space  $\mathbf{X}_\bullet$  and a map of groupoids  $\phi : D \rightarrow \mathbf{X}_0$ , one gets a new Segal space  $\mathbf{X}_\bullet^\phi$  whose  $k$ -simplices are given by the homotopy pullback

$$\begin{array}{ccc} (\mathbf{X}^\phi)_k & \longrightarrow & \mathbf{X}_k \\ \downarrow & \lrcorner & \downarrow \text{return the} \\ & & \text{vertices of} \\ & & \text{a simplex} \\ D^{k+1} & \longrightarrow & (\mathbf{X}_0)^{k+1}. \end{array}$$

Now the bicategory associated to a Segal space  $\mathbf{X}_\bullet$  is obtained by applying this general construction to the case  $D = \text{obj}(\mathbf{X}_0)$  with the inclusion map  $\phi : \text{obj}(\mathbf{X}_0) \rightarrow \mathbf{X}_0$ . (Note that if  $(d_1, d_0)$  is a fibration (as in the Hansen–Shulman situation), then the homotopy pullback can be taken to be a strict pullback, and  $\mathbf{X}_\bullet^\phi$  is precisely the horizontal bicategory.)

Since  $\mathbf{X}_\bullet^\phi$  is equivalent to  $\mathbf{X}_\bullet$ , the symmetric monoidal structure carries over. It should be noted that  $\mathbf{X}_\bullet^\phi$  is far from being Rezk complete, and the resulting symmetric monoidal structure is *not* just pointwise. For example, in simplicial degree 0 it will appear that the monoidal product is not even associative, because there is no room for associators, but the associators (as well as the unit and symmetry coherence constraints) now live in simplicial degree 1! Looking into these subtleties makes one appreciate the simplicity of the Rezk complete  $\mathbf{X}_\bullet$  itself. But  $\mathbf{X}_\bullet^\phi$  is only an intermediate step towards the:

**7.6 Codescent object.** Coming back to the Segal space of processes  $\mathbf{X}_\bullet$ , we now have an (equivalent) Segal space  $\mathbf{X}_\bullet^\phi : \Delta^{\text{op}} \rightarrow \mathbf{Grpd}$  with degree-0 discrete, and now the codescent object is simply given by post-composition with  $\pi_0 : \mathbf{Grpd} \rightarrow \mathbf{Set}$ . The functor  $\pi_0$  does preserve homotopy pullbacks over discrete objects, and since we have arranged for  $\mathbf{X}_0^\phi$  to be discrete, the composite is again a Segal space — that is, a category. Since in any case  $\pi_0$  preserves products, the symmetric monoidal structure is preserved.

The final resulting symmetric monoidal category  $\mathcal{C}$  is as stated in Theorem 7.2. In fact,  $\mathcal{C}$  is the *codescent object* of  $\mathbf{X}_\bullet$ , a general construction which serves to compute internal-algebra classifiers for monads, as well as the prop envelope of an operad [54]. As just explained, it is rather easy to compute for Segal spaces (weak double categories whose vertical category is just a groupoid); it is considerably more involved to compute for general double categories [54].

## 8 Unfolding

This section is a bit sketchy. I would like to expand on this material at another occasion.

**8.1 Hypergraphs** [41]. A *hypergraph*  $H = AINO A$  is a diagram of sets and finite maps

$$A \longleftarrow I \longrightarrow N \longleftarrow O \longrightarrow A,$$

where the two spans are relations. We now allow infinite sets, but insist on having only finite maps (that is, with finite fibres). The set  $A$  is now read as the set of hyper-edges.

The notion of etale map is as for graphs, and again an open sub-hypergraph is an etale map that is injective point-wise (i.e. on  $A, I, N, O$  components separately). Note that the arity of hyper-edges is not necessarily preserved by etale or open maps. Like for graphs, we write  $x < y$  for two nodes if there exists a hyper-edge  $a$  which is outgoing for  $x$  and incoming for  $y$ . More precisely,  $x$  and  $a$  are  $O$ -related, and  $a$  and  $y$  are  $I$ -related. Again, a Morse function is a locally increasing map  $f : N \rightarrow \omega$  (meaning  $x < y \Rightarrow f(x) < f(y)$ ). A hypergraph is acyclic-and-well-founded if it admits a Morse function. From now on all hypergraphs will be assumed to admit a Morse function. In this case the set of nodes forms a poset (for the transitive-reflexive closure of  $<$ ).

**8.2 Lemma.** *The category of hypergraphs and etale maps has pushouts of spans of injective maps: if  $H_1 \subset H'$  and  $H_1 \subset H''$  are injective etale maps, then the pushout*

$$\begin{array}{ccccc} & & H'' & & \\ & \nearrow & & \searrow & \\ H_1 & & & & H \\ & \searrow & & \nearrow & \\ & & H' & & \end{array}$$

*exists, and the dotted arrows are injective etale again.*

*Proof.* This is only a slight generalisation of Proposition 3.19 of [41], and the proof is essentially the same.  $\square$

**8.3 Principal lowersets.** For a node  $y$  in a hypergraph  $H$ , we can consider the set of nodes  $N \downarrow y := \{x \in N \mid x \leq y\}$ , which is the lower set in the sense of posets. This set of nodes spans an open sub-hypergraph of  $H$  denoted  $H \downarrow y$  called the *principal lower set of  $y$* . Note that  $H \downarrow y$  contains also all the outgoing hyper-edges of all its nodes. We also define the *principal lower set of a hyper-edge  $a$* : it is the open sub-hypergraph spanned by  $a$  itself and the union of the node sets  $N \downarrow y$  for  $y \in O_a \subset N$ . In other words, it is the sub-hypergraph spanned by  $a$  itself and all the nodes below  $a$ . Note again that this may include hyper-edges that are not below  $a$ .

Principal lower sets are always *finite* hypergraphs. This is a consequence of the standing assumptions: finiteness of the maps in  $AINO A$  and existence of a Morse function.

**8.4 Cone hypergraphs, or simply cones.** An (acyclic well-founded) hypergraph  $H = AINO A$  is called a *cone hypergraph* if every principal lower set is a graph. In a cone hypergraph, the last leg is injective:

$$\underbrace{A \longleftarrow I \longrightarrow N}_{\text{relation}} \longleftarrow O \xrightarrow{\text{injective}} A.$$

This is to say: every hyper-edge is outgoing of at most one node. (Indeed, if there were a hyper-edge  $a$  outgoing to two or more nodes, then  $H \downarrow a$  would contain both those nodes, and would not be a graph.) Cone hypergraphs thus have a well-behaved in-boundary: it is the complement  $B := A \setminus O$  of the injective map  $O \rightarrow A$ . We shall always denote it by the letter  $B$ ; it plays a special role. (The notion of out-boundary is less important.)

The word ‘cone’ is motivated by ‘future cone’: it is thought of as a collection of possible evolutions with initial condition  $B$ . We shall see below that every cone hypergraph is a filtered colimit of its principal downsets (and in particular is a filtered colimit of graphs). We shall also see that a Petri net defines a universal cone; this insight is due to Nielsen, Plotkin, and Winskel [49]. Cones thus serve the purpose of what is often called *occurrence nets*.

We consider cone hypergraphs  $H = AINO A$  with in-boundary  $B$ , and we shall furthermore require this in-boundary to be finite. More precisely, we consider maps  $B \rightarrow H$ , where  $B$  is a finite disjoint union of unit graphs, and the hyper-edge map  $B \rightarrow A$  is a bijection onto the in-boundary of  $H$ . In other words, we are considering diagrams

$$\begin{array}{ccc} \emptyset & \longrightarrow & B \\ \downarrow & \lrcorner & \downarrow \\ O & \longrightarrow & A \end{array} \quad (6)$$

that are not just pullbacks but also pushouts. The relevant category

$$B\text{-}\mathbf{Cone} \subset B\downarrow\mathbf{Cone}$$

is the full subcategory of the coslice under  $B$  spanned by the maps for which the above square (6) is a pushout. By closure properties of pushouts, the  $B$ -cone maps are thus diagrams

$$\begin{array}{ccccccccc} A' & \longleftarrow & I' & \longrightarrow & N' & \longleftarrow & O' & \twoheadrightarrow & A' \\ \alpha \downarrow & & \downarrow & \lrcorner & \downarrow & \lrcorner & \downarrow & \square & \downarrow \alpha \\ A & \longleftarrow & I & \longrightarrow & N & \longleftarrow & O & \twoheadrightarrow & A \end{array} \quad (7)$$

where the right-most square is a pushout (and hence also a pullback).

**8.5 Prefixes.** For an injective map of  $B$ -cones

$$\begin{array}{ccc} & B & \\ & \swarrow \searrow & \\ H_1 & \longrightarrow & H, \end{array}$$

$H_1$  is called a *prefix* of  $H$ .

**8.6 Lemma.** *Given two  $B$ -cones  $H'$  and  $H''$  with a common prefix  $H_1$ , the pushout*

$$\begin{array}{ccccc} & & H'' & & \\ & \nearrow & & \searrow & \\ H_1 & & & & H \\ & \searrow & & \nearrow & \\ & & H' & & \end{array}$$

*exists in the category of  $B$ -cones, and is computed pointwise.*

*Proof.* It is enough to compute the pointwise pushout

$$A' \sqcup_{A_1} A'' \longleftarrow I' \sqcup_{I_1} I'' \longrightarrow N' \sqcup_{N_1} N'' \longleftarrow O' \sqcup_{O_1} O'' \longrightarrow A' \sqcup_{A_1} A''$$

and check that it is a  $B$ -cone. The fact that it is a hypergraph again follows from Lemma 8.2. Next we check it is a cone: for each hyper-edge  $a$  of  $H$ , it is clear that we have  $H \downarrow a = H' \downarrow a$  if  $a \in A'$ , and  $H \downarrow a = H'' \downarrow a$  if  $a \in A''$ . In either case we see that  $H \downarrow a$  is a graph. Finally we check the in-boundary of  $H$ : from the pushout squares (7) expressing that  $H_1 \subset H'$  and  $H_1 \subset H''$  are maps of  $B$ -cones, and from the pushouts performed pointwise, we get a cube with four faces pushouts. A standard argument shows that also the remaining two faces are pushouts. Hence the newly constructed  $H$  has  $B$  as in-boundary too.  $\square$

**8.7 Processes of cones.** A *process* of a  $B$ -cone  $H$  is just a map of  $B$ -cones  $G \rightarrow H$ , where  $G$  is a graph. This is to say that objects of  $\mathbf{Proc}_B(H)$  are triangles

$$\begin{array}{ccc} & B & \\ \swarrow & & \searrow \\ G & \longrightarrow & H, \end{array}$$

where  $G$  is a graph with in-boundary  $B$ .

**8.8 Lemma.** *Every cone hypergraph  $H = AINO A$  is canonically the filtered colimit of its processes:*

$$H = \operatorname{colim}_{G \subset H} G,$$

*and canonically the filtered colimit of its principal lowersets:*

$$H = \operatorname{colim}_{p \in N+A} H \downarrow p.$$

*Proof.* Every principal lowerset is a graph, and one can adjust its set of hyper-edges by taking union with  $B$ , just to get the correct in-boundary. Thus every element of  $H$  belongs to a process, and clearly the union of all of them is  $H$ . (The colimit over principal lowersets is over the poset of all principal lowersets, of nodes or hyper-edges. It is necessary to include both types because of the existence of nodes with no outgoing hyper-edges and cones without nodes.)  $\square$

**8.9 Marked Petri nets.** Fix a finite set  $M$ ; denote by  $\mathbf{M}$  the graph  $M \emptyset \emptyset \emptyset M$ . An  $M$ -marked Petri net is a Petri net  $P$  with a marking  $\mathbf{M} \rightarrow P$ . A morphism of  $M$ -marked Petri nets is a commutative triangle

$$\begin{array}{ccc} & \mathbf{M} & \\ \swarrow & & \searrow \\ P' & \longrightarrow & P. \end{array}$$

The  $M$ -marked Petri nets thus form the coslice category

$$M\text{-}\mathbf{Petri} = \mathbf{M} \downarrow \mathbf{Petri}.$$



**8.10 Unfolding of Petri nets.** Let  $P$  be a Petri net. We shall continue to require  $P$  to be finite, but to accommodate the notion of unfolding, it is practical temporarily to enlarge the category **Petri** to allow infinite Petri nets (that is, arbitrary SITOS diagrams). An *unfolding*<sup>25</sup> of  $P$  is an etale map  $H \rightarrow P$  from a cone hypergraph. With the finite set  $B := \text{in}(H)$ , the composite  $B \rightarrow H \rightarrow P$  then defines a marking of  $P$ , and we call it an unfolding *from*  $B$ .

Following van Glabbeek [27] we call a Petri net *standard* when no transition has empty pre-set. In terms of SITOS diagrams, this is to say that the map  $I \rightarrow T$  is surjective.

**8.11 Theorem.** *Fix a standard Petri net  $P$ , and fix an initial marking  $B \rightarrow P$  (given by a finite set  $B$ ).*

1. *There is a universal unfolding of  $P$  from  $B$*

$$B \rightarrow U_B P \xrightarrow{\varepsilon} P,$$

*in the sense that for every unfolding  $H \rightarrow P$  from  $B$  there is a unique morphism of  $B$ -cones over  $P$ :*

$$\begin{array}{ccc} & B & \\ \swarrow & & \searrow \\ H & \xrightarrow{\exists!} & U_B P \\ \searrow & & \swarrow \varepsilon \\ & P & \end{array}$$

2. *The universal unfolding is constructed as the colimit in  $B\text{-Cone} \downarrow P$  of all  $P$ -processes starting at  $B$ :*

$$U_B P = \text{colim}_{B \rightarrow G \rightarrow P} G.$$

The diagram takes place in the category **Petri** where we temporarily infinite Petri nets. The first statement can also be formulated like this: *for any Petri net  $P$  and any  $B$ -cone  $H$ , there is a canonical bijection*

$$\text{Hom}_{B\text{-Petri}}(H, P) \simeq \text{Hom}_{B\text{-Cone}}(H, U_B P).$$

In other words,  $U_B P$  represents the functor

$$\begin{aligned} B\text{-Cone}^{\text{op}} &\longrightarrow \mathbf{Set} \\ H &\longmapsto \text{Hom}_{B\text{-Petri}}(H, P). \end{aligned}$$

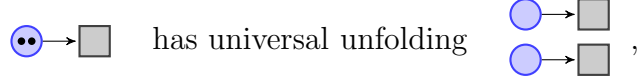
*Proof.* An important feature of standard Petri nets  $P$  is that then  $B$ - $P$ -graphs have no non-trivial automorphisms. This is a consequence of Corollary 5.5 — deck transformations are ruled out by the condition that the in-boundary is  $B$ . It follows that maps of  $P$ -processes under  $B$  are injective. The colimit can therefore be given as a union.

Given an unfolding  $B \rightarrow H \rightarrow P$ , write  $H$  as the colimit of its processes:  $H = \text{colim}_{B \subset G \subset H} G$ , as in Lemma 8.8. By postcomposition, each  $G$  is also a process of  $P$  (still from  $B$ ), and therefore it maps into the union  $\text{colim}_{B \subset G \subset P} G = U_B P$ , and this map is unique since  $P$ -processes under  $B$  have no automorphisms. This collection of maps  $G \rightarrow U_B P$  defines a unique map out of the colimit  $H = \text{colim}_{B \subset G \subset H} G$ .  $\square$

<sup>25</sup>See Nielsen–Plotkin–Winskel [49] and Hayman–Winskel [32], [33].

**8.12 Remark.** The idea of unfolding Petri nets is due to Nielsen, Plotkin, and Winskel [49], who used it to establish an important connection between Petri nets and domains. They proved a version of the above theorem for safe Petri nets.

It must be stressed that since the theorem is a question of representability, it is a much easier question in the ‘representable’ SITOS setting than in the classical setting. In the classical setting where states are ordinary multisets, the above version of the result cannot be true, as pointed out by Hayman and Winskel [32] (see their Fig. 1): the marked Petri net



and (in the collective-tokens setting) this net has an automorphism obstructing the universal property. Hayman and Winskel [32] analysed this deeply, and found that it is possible to obtain an adjunction *up to a symmetry*, a concept they formalised in terms of certain quasi-isomorphisms defined with spans of open maps [33].

The SITOS formalism bypasses this problem, not by any miracle or deep insight, but somehow rather by cheating: since the tokens are now elements in specific sets, automorphisms like this go away by themselves.

Versions of this theorem in the individual-tokens setting have been obtained also by Baldan, Bruni, and Montanari [7] and by van Glabbeek [27].

## 9 Rational maps (of Petri nets)

We are going to introduce more general morphisms of Petri nets by considering spans

$$P \xleftarrow{\text{special}} P' \xrightarrow{\text{etale}} Q \quad (8)$$

consisting of a backwards map of a certain special type, followed by the ‘main part’ which is an etale map.

Where the etale part pays full respect to the transitions, fully preserving their interface, the special backwards maps will serve to make a kind of ‘place-respecting correction’ prior to the etale map. In the most general situation, ‘special’ will simply mean ‘place-etale’, meaning respecting the interfaces of places. A *place-etale map* is thus a diagram of the form

$$\begin{array}{ccccccc}
 S' & \longleftarrow & I' & \longrightarrow & T' & \longleftarrow & O' \longrightarrow S' \\
 \beta \downarrow & & \downarrow & & \downarrow & & \downarrow \beta \\
 S & \longleftarrow & I & \longrightarrow & T & \longleftarrow & O \longrightarrow S,
 \end{array}$$

and when combined with the etale maps as in (8), the general kind of morphism will thus be diagrams like

$$\begin{array}{ccc}
 \begin{array}{c} P \\ \uparrow \text{place-etale} \\ P' \\ \downarrow \text{etale} \\ Q \end{array} & : & \begin{array}{ccccccc}
 S & \longleftarrow & I & \longrightarrow & T & \longleftarrow & O \longrightarrow S \\
 \beta \uparrow & & \downarrow & & \downarrow & & \uparrow \beta \\
 S' & \longleftarrow & I' & \longrightarrow & T' & \longleftarrow & O' \longrightarrow S' \\
 \alpha \downarrow & & \downarrow & & \downarrow & & \downarrow \alpha \\
 R & \longleftarrow & J & \longrightarrow & Z & \longleftarrow & U \longrightarrow R
 \end{array} \\
 & & (9)
 \end{array}$$

This idea does not come out of the blue: composite squares like the one from  $T$  to  $R$  (and similarly on the left) are precisely the commutative squares in the (bi)category of spans (see [19], [20]): the pullback conditions express that there is a natural isomorphism between the composite of  $T \leftarrow O \rightarrow S$  with  $S \leftarrow S' \rightarrow R$  and the composite of  $T \leftarrow T' \rightarrow Z$  with  $Z \leftarrow U \rightarrow R$ .

Spans are the objective version of linear maps, such as maps given by multi-relations [55], or maps of commutative monoids [47]. In the latter two notions, there is a matrix of natural-number multiplicities instead of a matrix of sets. Indeed, in the classical definition of Petri nets, instead of spans  $S \leftarrow I \rightarrow T$  and  $T \leftarrow O \rightarrow S$ , there are multi-relations [30], [55], or — equivalently — Kleisli maps for the commutative-monoid monad:

$$C(S) \leftarrow T \quad \text{and} \quad T \rightarrow C(S),$$

as introduced by Meseguer and Montanari [47].

The general maps of (9) thus correspond closely to the most general multi-relation maps considered by Winskel [55], [56]. It may not be entirely clear what the Petri-net meaning of such a general map should be, and Winskel himself concentrates on two more restrictive notions of morphism of Petri nets. A first restriction is to require the transition-level multi-relation to be a partial map; these are simply called *morphisms* by Winskel [55]. In the present setting, this amounts to demanding the map  $T' \rightarrow T$  to be injective. A second restriction consists in actually demanding it to be a total function, which is to say that  $T' \rightarrow T$  is the identity. These are for Winskel [55] the *synchronous* maps, and they are precisely the Petri-net morphisms considered by Meseguer and Montanari [47], which in the free-commutative-monoid formalism take the form

$$\begin{array}{ccc} T & \rightrightarrows & C(S) \\ f \downarrow & & \downarrow g \\ Z & \rightrightarrows & C(R) \end{array} \quad (10)$$

(with notation as in (9)). A third restriction asks also the multi-relation at the place-level to be a total function; these are called *folding maps* by Winskel. In the monoid formalism, as in (10) this amounts to demanding  $g$  to be free on a set map. These correspond to the etale maps.

In the following, we could work with any of these three classes of special maps, yielding three classes of morphisms of Petri nets beyond the etale maps. For simplicity, we choose to cover only the case of ‘synchronous’ maps, in the sense of Winskel [55], which are also the main class of morphisms studied by Meseguer and Montanari [47].

**9.1 Cabling maps.** For (graphs or) Petri nets, a *cabling map* is a diagram of the form

$$\begin{array}{ccccccc} S' & \longleftarrow & I' & \longrightarrow & N & \longleftarrow & O' \longrightarrow A' \\ \beta \downarrow & & \downarrow & & \parallel & & \downarrow \downarrow \beta \\ S & \longleftarrow & I & \longrightarrow & N & \longleftarrow & O \longrightarrow A \end{array}$$

They are thus bijective on transitions, and arity preserving on places.

They can do two things:

(1) they can add a place to a Petri net, and connect that new place to existing transitions in any way.

(2) Or they can take a set of parallel places (i.e. all having the same interface (pre-sets and post-sets) and all connecting to the same transitions) and ‘cable’ them into a single place with that same interface with those same transitions.

These can then be combined in the obvious ways. For example, even if there are seven ‘parallel’ places as in the definition of cabling, one could select only three of them and cable only those three.

It may also be fruitful to interpret the morphism in the opposite direction: the moves one can do are then (1) delete a place and all its arcs (but not the transitions). (2) pick a place, and refine it into  $k$  parallel copies with the same arcs, linking in the same way to the same transitions.

This shows that given a Petri net  $P = SITOS$ , the possible cabling maps to  $P$  are given by keeping  $T$  fixed, and by pullback along any map  $\beta : S' \rightarrow S$  like this:

$$\begin{array}{ccccccc}
 S' & \xleftarrow{\quad \cdot \quad} & T & \xleftarrow{\quad \cdot \quad} & S' \\
 \beta \downarrow & \lrcorner & \downarrow & \parallel & \downarrow & \lrcorner & \downarrow \beta \\
 S & \xleftarrow{\quad \quad} & I & \xrightarrow{\quad \quad} & T & \xleftarrow{\quad \quad} & O & \xrightarrow{\quad \quad} & S.
 \end{array}$$

Since injections are stable under pullback, we get:

**9.2 Lemma.** *Given a cabling map of Petri nets  $Q \rightarrow G$  where  $G$  is a graph, then also  $Q$  is a graph.*

Let  $\mathbf{Petri}_{\text{cabl}}$  denote the category of Petri nets and cabling maps. There is a pseudo-functor

$$\begin{array}{ccc}
 \mathbf{Petri}_{\text{cabl}}^{\text{op}} & \longrightarrow & \mathbf{Cat} \\
 P & \longmapsto & \mathbf{Proc}(P)
 \end{array}$$

It takes a cabling map  $b : P' \rightarrow P$  to the functor

$$\begin{array}{ccc}
 \mathbf{Proc}(P) & \longrightarrow & \mathbf{Proc}(P') \\
 p & \longmapsto & b^*(p)
 \end{array}$$

defined by the pointwise pullback

$$\begin{array}{ccc}
 G' & \xrightarrow{\text{cabling}} & G \\
 b^*p \downarrow & \lrcorner & \downarrow p \\
 P' & \xrightarrow[b]{\text{cabling}} & P.
 \end{array}$$

It follows easily from closure properties of pullbacks that the map  $b^*p$  defined by this pointwise pullback is etale again, and that the map  $G' \rightarrow G$  is a cabling again. Therefore (by Lemma 9.2),  $G'$  is a graph, and altogether  $p'$  is a process. The upshot is that  $\mathbf{Proc}$  is contravariantly pseudo-functorial in cabling maps.

**9.3 Cablings of graphs.** The notion of cabling maps is the same for graphs. It should also be noted that cabling interacts well with Morse functions and general level functions. Given a level function  $f : G \rightarrow \underline{k}$ , and given a cabling map  $G' \rightarrow G$ , there is induced an

obviously level function  $f' : G' \rightarrow \underline{k}$ . Also the induced colimit decompositions restrict along cabling maps (for simplicity we only treat the case  $\underline{k} = \underline{2}$ ): if

$$G = G_1 \sqcup_M G_2$$

is the colimit decomposition induced by a 2-level function  $G \rightarrow \underline{2}$ , and if  $b : G' \rightarrow G$  is a cabling map, then the colimit decomposition  $G' = G'_1 \sqcup_{M'} G'_2$  resulting from the level function  $G' \rightarrow G \rightarrow \underline{2}$  can also be described as the pullback of the original decomposition. In other words,  $b$  restricts to cabling maps between the subgraphs involved. From these observations, the next result follows readily:

**9.4 Lemma.** *A cabling map of Petri nets  $b : P' \rightarrow P$  induces a symmetric monoidal simplicial map<sup>26</sup>  $\mathbf{X}_\bullet \rightarrow \mathbf{X}'_\bullet$ .*

**9.5 Rational maps of Petri nets.** A rational map of Petri nets from  $P$  to  $Q$  is by definition a diagram

$$P \xleftarrow{\text{cabling}} P' \xrightarrow{\text{etale}} Q$$

— a cabling backwards followed by an etale map. Spelled out, these are thus diagrams

$$\begin{array}{ccc} P & : & S \longleftarrow I \longrightarrow T \longleftarrow O \longrightarrow S \\ \text{cabling} \uparrow & & \begin{array}{ccccc} b \uparrow & & \downarrow & & \parallel & & \uparrow & & \downarrow b \end{array} \\ P' & : & S' \longleftarrow I' \longrightarrow T \longleftarrow O' \longrightarrow S' \\ \text{etale} \downarrow & & \begin{array}{ccccc} \alpha \downarrow & & \downarrow \lrcorner & & \downarrow \lrcorner & & \downarrow & & \downarrow \alpha \end{array} \\ Q & : & R \longleftarrow J \longrightarrow Z \longleftarrow U \longrightarrow R. \end{array}$$

Rational maps are composed by pointwise span composition. i.e. by pullback in the category of sets. It is a routine exercise in pullbacks to see that in the result the required squares are pullbacks. Pullback is only defined up to isomorphism, so the composition law is only weak, and the result is not a category but a bicategory. The 2-cells are isomorphisms of spans

$$\begin{array}{ccccc} & & P' & & \\ & \swarrow & \downarrow \simeq & \searrow & \\ P & & & & Q. \\ & \swarrow & \downarrow & \searrow & \\ & & P'' & & \end{array}$$

The universal property of pullbacks ensures all the required coherences in the usual way.<sup>27</sup>

All these constructions restrict to the subcategory of graphs. The only thing to check is that the injectivity condition is preserved under these pullback manipulations, which is because injective maps are stable under pullback.

**9.6 Functoriality in rational maps.** If  $P' \rightarrow P$  is a rational map of Petri nets (backward cabling followed by forward etale), there is induced a functor

$$\mathbf{Proc}(P') \rightarrow \mathbf{Proc}(P)$$

<sup>26</sup>It is not generally cuf: removing an edge can affect the number of possible level functions. For example, the graph  $\blacksquare$  admits three 2-level functions, whereas  $\blacksquare$  admits four.

<sup>27</sup>All this is very similar to the situation for polynomial endofunctors [24]: there the cartesian natural transformations play the role of etale maps, whereas general natural transformations uniquely decompose into something ‘backward’ followed by cartesian.

from the category of processes of  $P'$  to the category of processes of  $P$ . (Recall that  $\mathbf{Proc}(P) = \mathbf{Gr}\downarrow P$  is the category of etale maps from graphs.) This is just a question of combining the functorialities already established. This works by refactorisation: a process is itself an etale map  $G' \rightarrow P'$ . So now we have altogether an etale map followed by a backward cabling, followed by an etale map

$$G' \xrightarrow{\text{etale}} P' \xleftarrow{\text{cabling}} Q \xrightarrow{\text{etale}} P.$$

Just refactor the first pair into backward cabling followed by etale:

$$G' \xleftarrow{\text{cabling}} G \xrightarrow{\text{etale}} Q \xrightarrow{\text{etale}} P.$$

The middle object  $G$  appearing here is a graph by Lemma 9.2. Then throw away  $G'$ .

In other words, the process will have a different underlying graph, but with the same nodes. The way  $G'$  is modified is the minimal way to ensure an etale map to  $P$ .

Combining the functorialities already established (Proposition 4.9 and Lemma 9.4), we find

**9.7 Proposition.** *The construction of the symmetric monoidal Segal space  $\mathbf{X}_\bullet$  is functorial in rational maps.*

## 10 Notes

At the risk of missing important points — or even missing *the* point — I would like to finish with some thoughts about the place of this work in a bigger picture. Even if these thoughts should turn out to be misguided, I hope it will not be held against the actual mathematics presented.

**10.1 Geometric vs. algebraic process semantics.** The geometric process semantics was pioneered by Goltz and Reisig [30], in the language of posets. As noted in Section 3, this cannot immediately be linked with firing sequences and the idea of a categorical composition law, but Best and Devillers [12] actually figured out the equivalence relations required both on processes and on ‘occurrence sequences’ (certain free categories) in order to make them match up.

Meanwhile, purely algebraic approaches were introduced by Winskel [56] and Meseguer–Montanari [47], giving symmetric monoidal categories, but without clear connection to the Goltz–Reisig processes.

It took a longer journey, begun perhaps by and Degano, Meseguer, and Montanari [18], to reconcile the two viewpoints; this inevitably involved a gradual shift from collective- to individual-tokens viewpoints. Roughly, the ideas were to introduce book-keeping devices in ingenious ways, in terms of numbering schemes, in order to compensate for the slack of multisets, to get enough control over the symmetries of states and processes to be able to compose them in a meaningful way. The short survey of Meseguer–Montanari–Sassone [48] describes this: first *concatenable processes* [18], introducing numberings of subsets of in- and out-boundaries of processes mapping to the same place; then *strongly concatenable processes* [52], with full numbering of in- and out-boundaries, in terms of ‘strings as explicit representatives of multisets’.

The culmination was the clean idea of pre-nets of Bruni, Meseguer, Montanari, and Sassone [14], [15], where ‘everything’ is numbered: here multisets are finally discarded, and replaced by lists: a *pre-net* is the data of

$$T \rightrightarrows M(S)$$

where  $M$  is the free-monoid monad, instead of the free-commutative-monoid monad encoding multisets since Meseguer and Montanari [47]. In combination with the idea [7] of working with states as words (or lists) of places instead of multisets of places, this gives finally full-blown individual-tokens semantics. The individuality of a token is encoded as its position in a word.

**10.2 Symmetry issues.** Some of the successive key insights of the Bruni–Meseguer–Montanari–Sassone line of work are subsumed in the SITOS formalism. Note first that classical Petri nets too induce digraphical species, but not flat ones. The strongly-concatenable-processes insight of numbering boundaries is subsumed in the general idea of the free-prop monad, and more particularly in the notion of  $\left[\begin{smallmatrix} m \\ n \end{smallmatrix}\right]$ -graph, an inherent ingredient in the theory of symmetric monoidal categories, present since the notion of tensor scheme of Joyal and Street [38].

The ultimate consequence of these developments, replacing Petri nets with pre-nets for the sake of coming to grips with symmetries, is a question of imposing structure enough to land in the subcategory of *flat* digraphical species. Indeed, *Every (finite) flat digraphical species is the symmetrisation of a pre-net* — simply, because finite sets (as in SITOS diagrams) *admit* a linear ordering.

However, the functor from pre-nets to flat digraphical species is not fully faithful. Or, if morphisms of pre-nets are defined to be morphisms of their associated flat digraphical species, then in the end the numberings (strict linear orders) which distinguish pre-nets from Petri nets, appear to have no conceptual reality: it is the *existence* of the linear order that matters, not the actual structure constituted by the linear order itself. Pre-nets become a technical device for working with Petri nets, not unlike coordinate charts serving for computations with intrinsic geometry, or Quillen model structures serving to reason about homotopy-invariant content, although they have no invariant homotopical meaning in themselves. As expressed in [15]: pre-nets are regarded as *implementations* of Petri nets.

**10.3 Pre-nets vs. whole-grain Petri nets.** Compared to the Bruni–Meseguer–Montanari–Sassone line of development, the present work takes a different approach. Instead of numbering schemes and linear orders, the individuality of elements is encoded simply by taking seriously the graphical rendition of Petri nets. The elements of the sets

$$S \leftarrow I \rightarrow T \leftarrow O \rightarrow S$$

are precisely the elements seen in a picture of a Petri net: places, transitions, and arcs; the notion is *very* close to standard Petri nets, and does not involve numberings. But having sets of arcs instead of just numbers of arcs makes a big difference, leading to the representability feature formalised through the identification (Proposition 5.4) of SITOS Petri nets with flat digraphical species.

The SITOS Petri nets contain the pre-nets, as the special case where the maps

$$I \rightarrow T \leftarrow O$$



are forced to be of the special kind

$$\sum_{t \in T} \underline{m}_t \longrightarrow T \longleftarrow \sum_{t \in T} \underline{n}_t$$

where all  $\underline{m}_t$  and  $\underline{n}_t$  are standard linear orders. Similarly, the spans involved in rational maps must all be arranged so as to have a linear order on the fibres of the cabling. Pullback of maps whose fibres are standard linear orders can be chosen so as to obtain this structure again. Composition of maps whose fibres are standard linear orders is possible, but involves reindexing. This comes up in composition of spans.

**10.4 Which monad?** Classical Petri nets are diagrams  $T \rightrightarrows C(S)$  for  $C$  the free-commutative-monoid monad. Pre-nets are diagrams  $T \rightrightarrows M(S)$  for  $M$  the commutative-monoid monad. Master [46] has begun the study of notions of Petri nets relative to other monads than these two, in fact relative to Lawvere theories. This generality covers also other interesting flavours of Petri nets.

The free-commutative-monoid monad  $C$  does not provide sufficient grip on the symmetries. The free-monoid monad  $M$  may appear too redundant, introducing artificial linear orders that are not present in the intuitive picture we have of Petri nets. In between the options  $C$  and  $M$  there is the symmetric-monoidal-category monad. It has the commutative flavour of the free-commutative-monoid monad (which indeed is its  $\pi_0$ ), but at the same time has the important property shared with the free-monoid monad that it is *cartesian*. The only issue with the free-symmetric-monoidal-category monad — at first sight a serious blow to the idea — is that it does not exist on the category of sets! It requires at least groupoids. Sassone, in the outlook section of [52], suggests that the symmetry issues related to the strongly-concatenable-processes formalism should be overcome by stepping up to 2-categories. The free-symmetric-monoidal-category monad on **Grpd** fits this idea perfectly. The short expository paper by Bruni–Meseguer–Montanari–Sassone [48] also hints at this, describing *the role of the 2-structure being to carry information about multisets, thus making an explicit quotient construction unnecessary*. This viewpoint, however, did not find its way into the final paper [15], and apparently it was not pursued. The symmetric monoidal Segal space  $\mathbf{X}_\bullet$  can be seen as fleshing out this idea, while insisting that Petri nets are just configurations of sets.

**10.5 SITOS formalism and symmetric-monoidal-category monad.** The difference between classical multisets and representable multisets constitutes the passage from the free-commutative-monoid monad to the free-symmetric-monoidal-category monad, in the following sense, giving an interpretation of the SITOS formalism in terms of the free-symmetric-monoidal-category monad.

In its strictest version, the free-symmetric-monoidal-category monad is given by sending a set  $S$  to the set of words in  $S$ , and then add the permutations as morphisms. A word is just a set map  $\underline{n} \rightarrow S$  and a permutation is a commutative diagram

$$\begin{array}{ccc} \underline{n} & \xrightarrow{\sim} & \underline{n} \\ & \searrow & \swarrow \\ & S. & \end{array}$$

A more invariant presentation uses *arbitrary* finite sets instead of insisting on the sets  $\underline{n}$ . The groupoid is then  $\mathbb{B}\downarrow S$ . In this view on multisets, to assign to every transition  $t$  its

post-set is to specify a map  $O_t \rightarrow S$ . All these maps can be conveniently bundled into the configuration  $T \leftarrow O \rightarrow S$ . The SITOS formalism is therefore almost unavoidable.

### 10.6 Symmetric operads vs. non-symmetric operads vs. polynomial monads.

The use of set-configurations instead of numberings was advocated in the polynomial formalism in operad theory [40]. Symmetric operads can be seen as the many-in/one-out case of props. Their symmetry issues are subtle, as expressed by the fact that the corresponding monads are not cartesian but only weakly cartesian. Every non-symmetric operad defines a symmetric operad by symmetrisation, and the result is sigma-cofibrant by construction. Every sigma-cofibrant operad *admits* the structure of non-symmetric operad, but does not come with one.<sup>28</sup> It turns out that sigma-cofibrant operads are the same thing as finitary polynomial monads. This hinges on the crucial representability feature of polynomial endofunctors [24]: they are represented by diagrams

$$I \leftarrow E \rightarrow B \rightarrow I.$$

The theory of polynomial functors [24], [40] is the original inspiration for both [41] and the present work.

## A Appendix: Groupoids and homotopy pullbacks

We recall here a few basic notions about groupoids. Hopefully the book [17] will soon be available to serve as an adequate reference; meanwhile Appendix A of [23] may also be helpful.

**A.1 Groupoids.** A groupoid is a category in which all arrows are invertible; a map of groupoids is just a functor. For their use in combinatorics, it is rather their topological-space aspects that are important. If  $X$  is a groupoid,  $\pi_0(X)$  denotes the set of connected components, i.e. the set of iso-classes. For each  $x \in X$ , we denote by  $\pi_1(X, x) = \text{Aut}_X(x)$  the group of automorphisms. A map of groupoid is an equivalence iff it is bijective on  $\pi_0$  and invertible on each  $\pi_1$  (Whitehead’s theorem).

We are interested in groupoids up to equivalence, and since the ordinary categorical constructions with groupoids — such as pullbacks and fibres — are not invariant under equivalence, they should be replaced by their homotopy analogues, which are characterised by universal properties up to equivalence. If just these homotopy notions are used consistently, they behave very much like the ordinary notions do for sets.

**A.2 Homotopy pullbacks.** A *homotopy pullback* is an up-to-isomorphism commutative square

$$\begin{array}{ccc} P & \longrightarrow & Y \\ \downarrow & \simeq & \downarrow q \\ X & \xrightarrow{p} & S \end{array}$$

satisfying a universal property among all such squares with common  $p$  and  $q$ . As such it is determined uniquely up to equivalence. There are different (but equivalent) models for homotopy pullback. The *standard homotopy pullback*  $P = X \times_S^h Y$  has as objects triples

---

<sup>28</sup>The distinction is subtle, and it is the origin of some mistakes in the literature on operads and Lawvere theories, as explained in detail in Leinster’s book [44].

$(x, y, \sigma)$  consisting of  $x \in X$ ,  $y \in Y$ , and  $\sigma : px \rightarrow qy$  in  $S$ ; its arrows  $(x, y, \sigma) \rightarrow (x', y', \sigma')$  are pairs  $(\phi, \psi) \in \text{Hom}_X(x, x') \times \text{Hom}_Y(y, y')$  such that  $\sigma' \circ p(\phi) = q(\psi) \circ \sigma$ . While the standard homotopy pullback is always correct, it can sometimes be a bit cumbersome to use. It is often possible to be more economical by exploiting fibrations:

**A.3 Fibrations.** A map of groupoids  $p : X \rightarrow B$  is a *fibration* when it satisfies the *path lifting property*: for each  $x \in X$  and  $\beta : p(x) \xrightarrow{\sim} b$  in  $B$ , there exists an arrow  $\phi : x \rightarrow x'$  such that  $p(\phi) = \beta$ . The benefit of this notion is that an ordinary (strict) pullback

$$\begin{array}{ccc} X \times_S^{\text{strict}} Y & \longrightarrow & Y \\ \downarrow & & \downarrow q \\ X & \xrightarrow{p} & S \end{array}$$

is also a homotopy pullback whenever one of the two maps  $p$  and  $q$  is a fibration.

**A.4 Lemma. (Prism Lemma)** *Given a prism diagram of groupoids*

$$\begin{array}{ccccc} X'' & \longrightarrow & X' & \longrightarrow & X \\ \downarrow & & \downarrow & \lrcorner & \downarrow \\ Y'' & \longrightarrow & Y' & \longrightarrow & Y \end{array}$$

*in which the right-hand square is a homotopy pullback, then the outer rectangle is a homotopy pullback if and only if the left-hand square is a homotopy pullback.*

**A.5 Homotopy fibre.** Given a map of groupoids  $p : X \rightarrow S$  and an element  $s \in S$ , the *homotopy fibre*  $X_s$  of  $p$  over  $s$  is the homotopy pullback

$$\begin{array}{ccc} X_s & \longrightarrow & X \\ \downarrow & \lrcorner & \downarrow p \\ 1 & \xrightarrow{\lrcorner_s} & S. \end{array}$$

**A.6 Homotopy quotient and homotopy sum.** Given a group action  $G \times X \rightarrow X$  (for  $G$  a group and  $X$  a set or groupoid), instead of the naive quotient (set of orbits), the *homotopy quotient*  $X//G$  is obtained from  $X$  by sewing in a path from  $x$  to  $g.x$  for each  $x \in X$  and  $g \in G$ .

A *homotopy sum* is a (homotopy) colimit indexed by a groupoid, just like an ordinary sum is a colimit indexed by a set. It can be computed as an ordinary sum of homotopy quotients: if  $B$  is a groupoid and  $F : B \rightarrow \mathbf{Grpd}$  is a diagram of groupoids indexed by  $B$ , then the homotopy sum is

$$\int^{b \in B} F(b) \simeq \sum_{b \in \pi_0(B)} F(b) // \text{Aut}(b).$$

## References

- [1] MICHAEL ATIYAH. *Topological quantum field theories*. Inst. Hautes Études Sci. Publ. Math. **68** (1989), 175–186. Cited p. 18
- [2] RAFAEL AYALA, LUIS M. FERNÁNDEZ, DESAMPARADOS FERNÁNDEZ-TERNERO, and JOSÉ ANTONIO VILCHES. *Discrete Morse theory on graphs*. Topology Appl. **156** (2009), 3091–3100. Cited p. 6
- [3] JOHN C. BAEZ and KENNY COURSER. *Structured Cospans*. Preprint, arXiv:1911.04630. Cited p. 22, 25
- [4] JOHN C. BAEZ and JAMES DOLAN. *From finite sets to Feynman diagrams*. In B. Engquist and W. Schmid, editors, *Mathematics unlimited—2001 and beyond*, pp. 29–50. Springer-Verlag, Berlin, 2001. ArXiv:math.QA/0004133. Cited p. 2, 23
- [5] JOHN C. BAEZ and JADE MASTER. *Open Petri nets*. Math. Structures Comput. Sci. **30** (2020), 314–341. ArXiv:1808.05415. Cited p. 22, 25
- [6] JOHN C. BAEZ and BLAKE S. POLLARD. *A compositional framework for reaction networks*. Rev. Math. Phys. **29** (2017), 1750028, 41pp. ArXiv:1704.02051. Cited p. 2
- [7] PAOLO BALDAN, ROBERTO BRUNI, and UGO MONTANARI. *Pre-nets, Read Arcs and Unfolding: A Functorial Presentation*. In Martin Wirsing, Dirk Pattinson, and Rolf Hennicker, editors, *Recent Trends in Algebraic Development Techniques, 16th International Workshop, WADT 2002, Frauenchiemsee, Germany, September 24-27, 2002, Revised Selected Papers*, vol. 2755 of Lecture Notes in Computer Science, pp. 145–164. Springer, 2002. Cited p. 31, 36
- [8] PAOLO BALDAN, ANDREA CORRADINI, HARTMUT EHRIG, and REIKO HECKEL. *Compositional semantics for open Petri nets based on deterministic processes*. Math. Structures Comput. Sci. **15** (2005), 1–35. Cited p. 22
- [9] MICHAEL BATANIN and CLEMENS BERGER. *Homotopy theory for algebras over polynomial monads*. Theory Appl. Categ. **32** (2017), 148–253. ArXiv:1305.0086. Cited p. 2, 21
- [10] FRANÇOIS BERGERON, GILBERT LABELLE, and PIERRE LEROUX. *Combinatorial species and tree-like structures*, vol. 67 of Encyclopedia of Mathematics and its Applications. Cambridge University Press, Cambridge, 1998. Translated from the 1994 French original by Margaret Readdy, with a foreword by Gian-Carlo Rota. Cited p. 2, 20
- [11] JULIA E. BERGNER. *A survey of  $(\infty, 1)$ -categories*. In *Towards higher categories*, vol. 152 of IMA Vol. Math. Appl., pp. 69–83. Springer, New York, 2010. ArXiv:math.AT/0610239. Cited p. 16, 17
- [12] EIKE BEST and RAYMOND DEVILLERS. *Sequential and concurrent behaviour in Petri net theory*. Theoret. Comput. Sci. **55** (1987), 87–136. Cited p. 15, 25, 35

- [13] EIKE BEST and CÉSAR FERNÁNDEZ. *Nonsequential processes — A Petri net view*, vol. 13 of EATCS Monographs on Theoretical Computer Science. Springer-Verlag, Berlin, 1988. Cited p. 6, 15
- [14] ROBERTO BRUNI, JOSÉ MESEGUER, UGO MONTANARI, and VLADIMIRO SAS-  
SONE. *Functorial semantics for Petri nets under the individual token philosophy*. In *CTCS '99: Conference on Category Theory and Computer Science (Edinburgh)*, Electron. Notes Theor. Comput. Sci. **29** (1999), 29003, 18pp. Cited p. 2, 36
- [15] ROBERTO BRUNI, JOSÉ MESEGUER, UGO MONTANARI, and VLADIMIRO SAS-  
SONE. *Functorial models for Petri nets*. Inform. and Comput. **170** (2001), 207–236. Cited p. 2, 3, 10, 22, 36, 37
- [16] ROBERTO BRUNI and UGO MONTANARI. *Zero-safe nets: comparing the collective and individual token approaches*. Inform. and Comput. **156** (2000), 46–89. Cited p. 10
- [17] LOUIS CARLIER and JOACHIM KOCK. *Homotopy theory and combinatorics of groupoids*. Book manuscript in preparation (2020). Cited p. 38
- [18] PIERPAOLO DEGANO, JOSÉ MESEGUER, and UGO MONTANARI. *Axiomatizing the algebra of net computations and processes*. Acta Inform. **33** (1996), 641–667. Cited p. 35
- [19] IMMA GÁLVEZ-CARRILLO, JOACHIM KOCK, and ANDREW TONKS. *Homotopy linear algebra*. Proc. Royal Soc. Edinburgh A **148** (2018), 293–325. ArXiv:1602.05082. Cited p. 2, 32
- [20] IMMA GÁLVEZ-CARRILLO, JOACHIM KOCK, and ANDREW TONKS. *Decomposition spaces, incidence algebras and Möbius inversion I: Basic theory*. Adv. Math. **331** (2018), 952–1015. ArXiv:1512.07573. Cited p. 2, 17, 18, 19, 32
- [21] IMMA GÁLVEZ-CARRILLO, JOACHIM KOCK, and ANDREW TONKS. *Decomposition spaces, incidence algebras and Möbius inversion II: Completeness, length filtration, and finiteness*. Adv. Math. **333** (2018), 1242–1292. ArXiv:1512.07577. Cited p. 18
- [22] IMMA GÁLVEZ-CARRILLO, JOACHIM KOCK, and ANDREW TONKS. *Decomposition spaces and restriction species*. Int. Math. Res. Notices (2019). ArXiv:1708.02570. Cited p. 2, 16, 18
- [23] IMMA GÁLVEZ-CARRILLO, JOACHIM KOCK, and ANDREW TONKS. *Decomposition spaces in combinatorics*. Preprint, arXiv:1612.09225. Cited p. 2, 16, 17, 18, 25, 38
- [24] NICOLA GAMBINO and JOACHIM KOCK. *Polynomial functors and polynomial monads*. Math. Proc. Cambridge Phil. Soc. **154** (2013), 153–192. ArXiv:0906.4931. Cited p. 2, 34, 38
- [25] FABRIZIO GENOVESE, ALEX GRYZLOV, JELLE HEROLD, MARCO PERONE, ERIK POST, and ANDRÉ VIDELA. *Computational Petri Nets: Adjunctions Considered Harmful*. Preprint, arXiv:1904.12974. Cited p. 3

- [26] HARTMANN J. GENRICH and EWA STANKIEWICZ-WIECHNO. *A dictionary of some basic notions of net theory*. In *Net theory and applications (Proc. Adv. Course General Net Theory Processes Systems, Hamburg, 1979)*, vol. 84 of Lecture Notes in Computer Science, pp. 519–535. Springer, Berlin-New York, 1980. Cited p. 6, 12
- [27] ROBERT JAN VAN GLABBEEK. *The individual and collective token interpretations of Petri nets*. In *CONCUR 2005—concurrency theory*, vol. 3653 of Lecture Notes in Computer Science, pp. 323–337. Springer, Berlin, 2005. Cited p. 10, 30, 31
- [28] ROB J. VAN GLABBEEK and GORDON D. PLOTKIN. *Configuration Structures*. In *Proceedings, 10th Annual IEEE Symposium on Logic in Computer Science, San Diego CA, 1995*, pp. 199–209. IEEE Computer Society, 1995. Cited p. 10
- [29] ROB J. VAN GLABBEEK and GORDON D. PLOTKIN. *Configuration structures, event structures and Petri nets*. Theoret. Comput. Sci. **410** (2009), 4111–4159. Cited p. 10
- [30] URSULA GOLTZ and WOLFGANG REISIG. *The nonsequential behaviour of Petri nets*. Inform. and Control **57** (1983), 125–147. Cited p. 1, 4, 6, 8, 12, 32, 35
- [31] LINDE WESTER HANSEN and MICHAEL SHULMAN. *Constructing symmetric monoidal bicategories functorially*. Preprint, arXiv:1910.09240. Cited p. 25
- [32] JONATHAN HAYMAN and GLYNN WINSKEL. *The unfolding of general Petri nets*. In *FSTTCS 2008: IARCS Annual Conference on Foundations of Software Technology and Theoretical Computer Science*, vol. 2 of LIPIcs. Leibniz Int. Proc. Inform., pp. 223–234. Schloss Dagstuhl. Leibniz-Zent. Inform., Wadern, 2008. Cited p. 5, 30, 31
- [33] JONATHAN HAYMAN and GLYNN WINSKEL. *Symmetry in Petri nets*. In *Perspectives in concurrency theory*, pp. 231–263. Univ. Press, Hyderabad, 2009. Cited p. 30, 31
- [34] ANDRÉ JOYAL. *Une théorie combinatoire des séries formelles*. Adv. Math. **42** (1981), 1–82. Cited p. 2
- [35] ANDRÉ JOYAL and JOACHIM KOCK. *Feynman graphs, and nerve theorem for compact symmetric multicategories (extended abstract)*. In *Proceedings of the 6th International Workshop on Quantum Physics and Logic (Oxford 2009)*, Electron. Notes Theor. Comput. Sci. **270** (2011), 105–113. ArXiv:0908.2675. Cited p. 2, 4, 7
- [36] ANDRÉ JOYAL and IEKE MOERDIJK. *A completeness theorem for open maps*. Ann. Pure Appl. Logic **70** (1994), 51–86. Cited p. 5
- [37] ANDRÉ JOYAL, MOGENS NIELSEN, and GLYNN WINSKEL. *Bisimulation from open maps*. Inform. and Comput. **127** (1996), 164–185. Cited p. 5
- [38] ANDRÉ JOYAL and ROSS STREET. *The geometry of tensor calculus. I*. Adv. Math. **88** (1991), 55–112. Cited p. 20, 36
- [39] JOACHIM KOCK. *Frobenius algebras and 2D topological quantum field theories*. No. 59 in London Mathematical Society Student Texts. Cambridge University Press, Cambridge, 2003. Cited p. 6, 18, 22

- [40] JOACHIM KOCK. *Polynomial functors and trees*. Int. Math. Res. Notices **2011** (2011), 609–673. ArXiv:0807.2874. Cited p. 2, 4, 20, 38
- [41] JOACHIM KOCK. *Graphs, hypergraphs, and properads*. Collect. Math. **67** (2016), 155–190. ArXiv:1407.3744. Cited p. 1, 2, 3, 4, 5, 6, 7, 21, 22, 23, 24, 27, 38
- [42] JOACHIM KOCK. *Cospan construction of the graph category of Borisov and Manin*. Publ. Mat. **62** (2018), 331–353. ArXiv:1611.10342. Cited p. 5
- [43] STEPHEN LACK. *Codescent objects and coherence*. J. Pure Appl. Algebra **175** (2002), 223–241. ArXiv:1510.08925. Cited p. 24
- [44] TOM LEINSTER. *Higher Operads, Higher Categories*. London Math. Soc. Lecture Note Series. Cambridge University Press, Cambridge, 2004. ArXiv:math.CT/0305049. Cited p. 38
- [45] SAUNDERS MAC LANE. *Categories for the working mathematician, second edition*. No. 5 in Graduate Texts in Mathematics. Springer-Verlag, New York, 1998. Cited p. 21
- [46] JADE MASTER. *Generalized Petri Nets*. Preprint, arXiv:1904.09091. Cited p. 37
- [47] JOSÉ MESEGUER and UGO MONTANARI. *Petri nets are monoids*. Inform. and Comput. **88** (1990), 105–155. Cited p. 1, 3, 8, 22, 25, 32, 35, 36
- [48] JOSÉ MESEGUER, UGO MONTANARI, and VLADIMIRO SASSONE. *Representation Theorems for Petri Nets*. In Christian Freksa, Matthias Jantzen, and Rüdiger Valk, editors, *Foundations of Computer Science: Potential - Theory - Cognition, to Wilfried Brauer on the occasion of his sixtieth birthday*, vol. 1337 of Lecture Notes in Computer Science, pp. 239–249. Springer, 1997. Cited p. 35, 37
- [49] MOGENS NIELSEN, GORDON PLOTKIN, and GLYNN WINSKEL. *Petri nets, event structures and domains. I*. Theoret. Comput. Sci. **13** (1981), 85–108. Cited p. 28, 30, 31
- [50] CARL A. PETRI. *Nicht-sequentielle Prozesse*. Technical report, Universität Erlangen-Nürnberg, Arbeitsberichte des IMMD, Vol.9, Nr.8, pp. 57-82 (1976) also: Gesellschaft für Mathematik und Datenverarbeitung Bonn, ISF-Bericht ISF-76-6, 3., revidierte und ergänzte Auflage (15.06.1977). Translation: Non-Sequential Processes: Translated by Philip Krause and John Low. Gesellschaft für Mathematik und Datenverarbeitung Bonn, Interner Bericht ISF-77-5 (1977), 1977. Cited p. 1, 6, 12
- [51] ARTO SALOMAA and MATTI SOITTOLA. *Automata-theoretic aspects of formal power series*. Texts and Monographs in Computer Science. Springer-Verlag, New York-Heidelberg, 1978. Cited p. 19
- [52] VLADIMIRO SASSONE. *An axiomatization of the category of Petri net computations*. Math. Structures Comput. Sci. **8** (1998), 117–151. Cited p. 16, 35, 37
- [53] THE UNIVALENT FOUNDATIONS PROGRAM. *Homotopy type theory—univalent foundations of mathematics*. The Univalent Foundations Program, Princeton, NJ; Institute for Advanced Study (IAS), Princeton, NJ, 2013. Available from <http://homotopytypetheory.org/book>. Cited p. 3, 17

- [54] MARK WEBER. *Internal algebra classifiers as codescent objects of crossed internal categories*. Theory Appl. Categ. **30** (2015), 1713–1792. ArXiv:1503.07585. Cited p. 24, 26
- [55] GLYNN WINSKEL. *A new definition of morphism on Petri nets*. In *STACS 84 (Paris, 1984)*, vol. 166 of Lecture Notes in Computer Science, pp. 140–150. Springer, Berlin, 1984. Cited p. 8, 32
- [56] GLYNN WINSKEL. *Petri nets, algebras, morphisms, and compositionality*. Inform. and Comput. **72** (1987), 197–238. Cited p. 1, 3, 32, 35