

A Generalized Kernel Risk Sensitive Loss for Robust Two-Dimensional Singular Value Decomposition

Miaohua Zhang, *Student Member, IEEE*, Yongsheng Gao, *Senior Member, IEEE*

Abstract—Two-dimensional singular decomposition (2DSVD) has been widely used for image processing tasks, such as image reconstruction, classification, and clustering. However, traditional 2DSVD algorithm is based on the mean square error (MSE) loss, which is sensitive to outliers. To overcome this problem, we propose a robust 2DSVD framework based on a generalized kernel risk sensitive loss (GKRSL-2DSVD) which is more robust to noise and outliers. Since the proposed objective function is non-convex, a majorization-minimization algorithm is developed to efficiently solve it with guaranteed convergence. The proposed framework has inherent properties of processing non-centered data, rotational invariant, being easily extended to higher order spaces. Experimental results on public databases demonstrate that the performance of the proposed method on different applications significantly outperforms that of all the benchmarks.

I. INTRODUCTION

SUBSPACE learning methods are usually considered for data dimensionality reduction to improve the efficiency of algorithms while keeping the energy of the data as much as possible. Principal component analysis (PCA) [1], as one of the most representative dimensionality reduction methods, aims to learn a projection matrix to project the high-dimensional data to a new space with lower dimensionality. Belhumeur et al. [2] proposed the linear discriminant analysis (LDA) to take the label information into consideration, and learn a projection matrix by maximizing the between-class variation while minimizing the within-class variation. However, both PCA and LDA are based on the Euclidean distance, and obtain optimal projections for linear data but inferior ones for nonlinear data, i.e., face image with illumination, expression, and pose changes. To solve this problem, He et al. [3] argued that the real-world data resides in a low-dimensional manifold, and proposed a local preserving projections (LPP) algorithm to preserve the local structure of data.

However, the methods mentioned above are based on the mean square error (MSE) which is not a robust function because MSE-based loss function measures each representation error point equally, which will cause biased solution when there are large noise and outliers. Recently, non-second order based subspace algorithms have been verified to have advantages in reducing the influence of outliers in the data. For example, Ke and Kanade [4] measures the representation

error using the L_1 -norm and proposed the L_1 -PCA. Kwak [5] proposed the greedy L_1 -PCA, and Nie et al. [6] improve the efficiency and performance of the L_1 -PCA with a non-greedy style. L_1 -norm based LDA and LPP methods has also been extensively studied in past years, such as L_1 -norm LDA [7] and L_1 -norm LPP [8]. Since the L_1 -norm PCA is not rotational invariant, to solve this problem, Ding et al., [9] proposed an R_1 -PCA by taking advantages of the robustness of L_1 -norm and rotational invariant property of L_2 -norm. There are also some subspace learning methods based on robust metrics. For example, He et al. [10] proposed a HQ-PCA based on the maximum correntropy criterion (MCC) with discriminative weights for normal clean data and outliers.

However, the methods mentioned above are all based on the vector space, which will destroy the inherent structure of an image since the real-world data is always captured with multiple dimensions. To better exploit the spatial information carried by image, Yang et al. [11] proposed two-dimensional PCA algorithm (2DPCA) and 2DLDA [12] which directly apply PCA method to 2D images. To improve the robustness of these 2D methods against outliers, Li et al. [13] take the advantages of L_1 -norm, and proposed L_1 -2DPCA. Wang et al. [14] find that the 2DPCA is based on a squared F-norm which may yield suboptimal solution when there are outliers. To solve this problem, they developed a robust 2DPCA based on the F-norm.

Unlike 2DPCA that employs a one-sided transformation, Ye [15] proposed a two-sided linear transformation called the generalized low-rank approximations of matrices (GLRAM) and used an iterative procedure to solve it. Ding and Ye [16] proposed a non-iterative two dimensional singular value decomposition (2DSVD) algorithm. Huang and Ding [17] took the rotational invariance property of the R_1 -norm and applied it to 2DSVD and higher tensor factorization. Although the outlier resistant ability of the above methods has been much improved, they treat each training sample equally without any discriminative constraints for inliers (normal data) and outliers. Motivated by the successful of the information theoretic learning (ITL) based criteria in enhancing the robustness of learning algorithms [10], we propose a generalized kernel risk sensitive loss (GKRSL) to overcome the vulnerability of 2DSVD in dealing with outliers. The KRS� [18] is inspired by the risk sensitive loss and MCC whose surface is highly non-convex, i.e., the surface far away from the optimal solution is flat while the area around the optimal solution is very steep, which may yield a suboptimal solution. KRS� not

M. Zhang and Y. Gao are with Griffith School of Engineering, Griffith University, Australia (e-mails: lena.zhang@griffithuni.edu.au; yongsheng.gao@griffith.edu.au).

only improves the convexity of MCC but also remains its outlier-resistance ability. However, the KRSL is a kernel based similarity measurement defined in a second order space. The second order measurement may not always be the best choice in matching the representation error. The proposed GKRL offers more flexibility in controlling the error, thus a more robust solution is obtained. The contributions of this paper are summarized as follows:

- A generalized kernel risk sensitive loss (GKRL) is first defined in this paper, and a robust GKRL based 2DSVD algorithm is proposed.
- A new Majorization Minimization optimization procedure is developed to solve the GKRL-2DSVD with guaranteed convergence.
- An extension of the proposed algorithm to higher order space is provided.
- The GKRL-2DSVD algorithm is rotational invariant, and the data mean can be automatically updated during the optimization to exclude the information of outliers.

II. RELATED WORKS

Denoted by $\{X_1, X_2, \dots, X_N\}$ a set of matrix-based samples, and each sample X_i is an image with size $m \times n$. Ding and Ye [16] directly applied matrix decomposition on 2D images and proposed the 2DSVD method which computes a two-sided low-rank approximation of matrices by minimizing an approximation error as follows:

$$\min_{L, M, R} J(L, M, R) = \sum_{i=1}^N \|\hat{X}_i - LM_i R^T\|_F^2, \quad (1)$$

where $\hat{X}_i = (X_i - \bar{X})$ denotes the data after subtracting \bar{X} from X_i , and $\bar{X} = \frac{1}{N} \sum_{i=1}^N X_i$ is the mean image of the dataset. $L \in \mathbb{R}^{m \times k_1}$, $M = \{M_i\}_{i=1}^N$, $R \in \mathbb{R}^{n \times k_2}$, and $M_i \in \mathbb{R}^{k_1 \times k_2}$. The covariance matrices are calculated from two directions, i.e., row-row and column-column, as

$$C_1 = \sum_{i=1}^N \hat{X}_i R R^T \hat{X}_i^T, \quad C_2 = \sum_{i=1}^N \hat{X}_i^T L L^T \hat{X}_i. \quad (2)$$

The optimal L and R can be obtained by calculating the largest k_1 and k_2 eigenvectors of C_1 and C_2 , respectively.

From (1), we know that the 2DSVD adopts the L_2 norm based objective function, which is likely to magnify the effect of heavy noise or outliers. Huang and Ding [17] talked about using an L_1 norm based cost function to overcome this drawback. However, L_1 norm based 2DSVD algorithm is computational expensive and is rotational variant. Then they proposed a rotational invariant 2DSVD (R_1 -2DSVD) algorithm by taking advantages of the rotational invariance property of the L_2 norm and the outlier resistance ability of the L_1 norm. The objective function of 2DSVD using R_1 norm is defined as:

$$\min_{L, M, R} J(L, M, R) = \sum_{i=1}^N \sqrt{\|\hat{X}_i - LM_i R^T\|^2}, \quad (3)$$

where L , M , and R are the same size as that defined in (1). Different from the original 2DSVD in (1), the projection

matrices L and R in R_1 -2DSVD are computed from two reweighted covariance matrices C_1 and C_2 :

$$C_1 = \sum_{i=1}^N w_i \hat{X}_i R R^T \hat{X}_i^T, \quad C_2 = \sum_{i=1}^N w_i \hat{X}_i^T L L^T \hat{X}_i, \quad (4)$$

where $w_i = 1/\sqrt{\text{Tr}(\hat{X}_i^T \hat{X}_i - \hat{X}_i^T L L^T \hat{X}_i R R^T)}$.

However, 2DSVD directly decompose the data matrix without discriminative constraints for outliers which will skew the learned features. Although the R_1 -2DSVD is more robust than 2DSVD, it also treats each sample equally. Moreover, 2DSVD and R_1 -2DSVD assume that the training samples are centered data, which is not difficult to ensure in actual applications. Thus, to solve these problems in one single model, we propose a more robust GKRL-2DSVD algorithm in the following sections.

III. PROPOSED METHOD

A. Definition of GKRL

Given two variables A and B , the GKRL is given by

$$\begin{aligned} f_{\text{GKRL}}(A - B) &= \frac{1}{\lambda} \mathbf{E}[\exp(\lambda \eta \|\kappa(A) - \kappa(B)\|_H^p)] \\ &= \frac{1}{\lambda} \mathbf{E}\left[\exp\left(\lambda \eta (\|\kappa(A) - \kappa(B)\|_H^2)^{\frac{p}{2}}\right)\right] \\ &= \frac{1}{\lambda} \mathbf{E}[\exp(\lambda(1 - g_\sigma(A - B))^{\frac{p}{2}})], \end{aligned} \quad (5)$$

where $\eta = 2^{-\frac{p}{2}}$, $p > 0$ is the order of error loss [18], [19], and GKRL reduces to KRSL when p is 2. $\lambda > 0$ is a parameter that controls the convexity of the function, $\mathbf{E}(x)$ is the expectation of x . $g_\sigma(x)$ is a Mercer kernel with the bandwidth being σ , $\kappa(x)$ is a nonlinear mapping function that maps the variable x from the original space to the kernel spaces, thus (5) can also be regarded as a similarity measurement between A and B in the kernel space H . In actual implementation, only a finite number of samples are available, the Parzen windowing method can be applied to estimate the GKRL on a finite number of available samples $\{(a_i, b_i)\}_{i=1}^N$ [20], [21]:

$$f_{\text{GKRL}}(A - B) = \frac{1}{N\lambda} \sum_{i=1}^N \exp(\lambda(1 - k_\sigma(a_i - b_i))^{\frac{p}{2}}). \quad (6)$$

B. The Proposed GKRL-2DSVD

Compared with MCC and KRSL, the GKRL gives a more flexible choice in controlling the representation error, and thus the error fitting ability will be much enhanced. Motivated by the advantages of the GKRL model in modeling the error, we propose the following GKRL model to learn more robust features for 2DSVD in the presence of outliers.

$$\begin{aligned} &\min_{L, R, \{M_i\}, \bar{X}} f_{\text{GKRL}}(E_i) \\ &= \frac{1}{N\lambda} \sum_{i=1}^N \exp(\lambda(1 - \exp(-\frac{E_i^2}{2\sigma^2}))^{\frac{p}{2}}) \end{aligned} \quad (7)$$

subject to (s.t.) $L^T L = I, \quad R^T R = I,$

$$E_i = \sqrt{\|\hat{X}_i - LM_i R^T\|_F^2}.$$

To solve the problem in (7), we first calculate M_i by setting the derivative of f_{GKRSL} with respect to M_i to zero:

$$\begin{aligned} \frac{\partial f_{\text{GKRSL}}}{\partial M_i} &= \frac{p\lambda}{2\sigma^2} Q_1 Q_2 Q_3 (X_i - LM_i R^T) L^T R = 0. \\ Q_1 &= \exp(\lambda(1 - \exp(-\frac{E_i^2}{2\sigma^2}))^{\frac{p}{2}}), \\ Q_2 &= (1 - \exp(-\frac{E_i^2}{2\sigma^2}))^{\frac{p}{2}-1}, \\ Q_3 &= \exp(-\frac{E_i^2}{2\sigma^2}). \end{aligned} \quad (8)$$

Since Q_1, Q_2 , and Q_3 are not possible to be zeros, the term $X_i - LM_i R^T$ should be zero, then we have $M_i = L^T X_i R$. Thus the objective cost in (7) can be rewritten as

$$\begin{aligned} \min_{L, R, \hat{X}} \quad & f_{\text{GKRSL}}(E_i) \\ &= \frac{1}{N\lambda} \sum_{i=1}^N \exp(\lambda(1 - \exp(-\frac{E_i^2}{2\sigma^2}))^{\frac{p}{2}}) \\ \text{s.t.} \quad & L^T L = I, R^T R = I, \\ & E_i = \sqrt{\|\hat{X}_i - LL^T \hat{X}_i RR^T\|_F^2}. \end{aligned} \quad (9)$$

IV. OPTIMIZATION BY MAJORIZATION MINIMIZATION

Due to that the function in (9) is non-convex, we introduce how to solve this nonconvex optimization problem via a majorization minimization (MM) algorithm. The MM algorithm works by repeating the following two steps

- (1) construct a convex upper bound function of the non-convex objective function, i.e., $f_{\text{GKRSL}}(E|E_t)$.
- (2) minimize the surrogate function $f_{\text{GKRSL}}(E|E_t)$ until convergence.

A. Majorization Procedure

We here introduce how to construct the surrogate function. Since the function $f_{\text{GKRSL}}(E)$ is non-decrease and non-convex, the first Taylor expansion of $f_{\text{GKRSL}}(E)$ in the proximity point $E_{i,t}$ satisfies

$$\begin{aligned} f_{\text{GKRSL}}(E_i) &\leq f_{\text{GKRSL}}(E_{i,t}) + f'(E_{i,t})(E_i - E_{i,t}) + c \\ &= f_{\text{GKRSL}}(E_i|E_{i,t}), \end{aligned} \quad (10)$$

where c is a constant, and t is the iteration number.

According to the MM theory in [22], we have

$$f(E) \leq f_{\text{GKRSL}}(E|E_t), \quad \text{and} \quad f_{\text{GKRSL}}(E_t) = f_{\text{GKRSL}}(E_t|E_t). \quad (11)$$

If the E_{t+1} denotes the minimizer of the $f_{\text{GKRSL}}(E|E_t)$, then the MM procedure has the descent property as

$$f_{\text{GKRSL}}(E_{t+1}) \leq f_{\text{GKRSL}}(E_t), \quad t = 1, 2, \dots \quad (12)$$

Then the objective function can be upperbounded by $f'_{\text{GKRSL}}(E_t)E$ by omitting the constant terms in $f_{\text{GKRSL}}(E|E_t)$, thus we have

$$\min f_{\text{GKRSL}}(E) \leq f'_{\text{GKRSL}}(E_t)E. \quad (13)$$

B. Minimization Procedure

Based on the above analysis, minimizing (9) can be achieved by minimizing the following surrogate function

$$\begin{aligned} \argmin_{L, R, \hat{X}} \quad & f_{\text{GKRSL}}(E|E_t) \\ \text{s.t.} \quad & L^T L = I, \quad R^T R = I, E_i = \sqrt{\|\hat{X}_i - LL^T \hat{X}_i RR^T\|_F^2}. \end{aligned} \quad (14)$$

The Lagrangian function of (14) is

$$\begin{aligned} \mathcal{L}(\hat{L}, \hat{R}, \hat{X}) \\ &= f_{\text{GKRSL}}(E|E_t) + \text{Tr}(\Omega_1(L^T L - I)) + \text{Tr}(\Omega_2(R^T R - I)), \end{aligned} \quad (15)$$

where $\text{Tr}(x)$ is the trace of x . According to (10), we have

$$\begin{aligned} f_{\text{GKRSL}}(E|E_t) &= f'_{\text{GKRSL}}(E_t)E = \frac{p}{2} P_1 P_2 P_3 E_t E \\ P_1 &= \exp(\lambda(1 - \exp(-\frac{E_t^2}{2\sigma^2}))^{\frac{p}{2}}), \\ P_2 &= (1 - \exp(-\frac{E_t^2}{2\sigma^2}))^{\frac{p}{2}-1}, \\ P_3 &= \exp(-\frac{E_t^2}{2\sigma^2}). \end{aligned} \quad (16)$$

Let $W = \frac{p}{2} P_1 P_2 P_3 E_t$ be the weight for each sample. Thus (16) can be rewritten as

$$\begin{aligned} \argmin_{\hat{L}, \hat{R}, \hat{X}} \quad & \mathcal{L}\{\hat{L}, \hat{R}, \hat{X}\} \\ &= \frac{1}{N} \sum_{i=1}^N W_i E_i + \text{Tr}(\Omega_1(L^T L - I)) + \text{Tr}(\Omega_2(R^T R - I)). \\ &= \frac{1}{N} \sum_{i=1}^N W_i \sqrt{\|\hat{X}_i - LL^T \hat{X}_i RR^T\|_F^2} \\ &\quad + \text{Tr}(\Omega_1(L^T L - I)) + \text{Tr}(\Omega_2(R^T R - I)) \\ &= \frac{1}{N} \sum_{i=1}^N W_i \sqrt{\text{Tr}(\hat{X}_i^T \hat{X}_i - \hat{X}_i^T LL^T \hat{X}_i RR^T)} \\ &\quad + \text{Tr}(\Omega_1(L^T L - I)) + \text{Tr}(\Omega_2(R^T R - I)), \\ \text{s.t.} \quad & W_i = \frac{p}{2} P_1 P_2 P_3 E_{i,t}, \quad \hat{X}_i = X - \bar{X}. \end{aligned} \quad (17)$$

The optimal solution $\{\hat{L}, \hat{R}, \hat{X}\}$ can be obtained by setting the derivative of Lagrangian function in (17) with respect to (w.r.t.) L , and R , \hat{X} , respectively. First, the optimal \hat{X} can be obtained by solving the following problem:

$$\begin{aligned} \frac{\partial \mathcal{L}}{\partial \bar{X}} &= \frac{\partial \sum_{i=1}^N W_i \sqrt{\|\hat{X}_i - LL^T \hat{X}_i RR^T\|_F^2}}{\partial \bar{X}} \\ &= \frac{\partial \sum_{i=1}^N W_i \sqrt{\|X_i - \bar{X} - LL^T (X_i - \bar{X}) RR^T\|_F^2}}{\partial \bar{X}} = 0. \end{aligned} \quad (18)$$

By solving (18), the optimal \bar{X} can be obtained by

$$\bar{X} = \sum_{i=1}^N \frac{\frac{1}{2} W_i X_i}{\sqrt{\text{Tr}(\hat{X}_i^T \hat{X}_i - \hat{X}_i^T LL^T \hat{X}_i RR^T)}} / \sum_{i=1}^N W_i. \quad (19)$$

We solve the optimal \hat{L} by setting the derivative of Lagrangian function w.r.t. L as follows.

$$\begin{aligned} \frac{\partial \mathcal{L}}{\partial L} &= \frac{-W_i \hat{X}_i R R^T \hat{X}_i^T L}{2\sqrt{\text{Tr}(\hat{X}_i^T \hat{X}_i - \hat{X}_i^T L L^T \hat{X}_i R R^T)}} + \Omega_1 L = 0 \\ &= -FL + \Omega_1 L = 0 \\ \Rightarrow FL &= \Omega_1 L. \end{aligned} \quad (20)$$

The optimal \hat{L} can be updated by the largest k_1 eigenvectors of covariance matrix F .

Then, we solve the optimal \hat{R} by setting the derivative of Lagrangian function w.r.t. R as follows.

$$\begin{aligned} \frac{\partial \mathcal{R}}{\partial R} &= \frac{-W_i \hat{X}_i^T L L^T \hat{X}_i R}{2\sqrt{\text{Tr}(\hat{X}_i^T \hat{X}_i - \hat{X}_i^T L L^T \hat{X}_i R R^T)}} + \Omega_2 R = 0 \\ &= -GR + \Omega_2 R = 0 \\ \Rightarrow GR &= \Omega_2 R. \end{aligned} \quad (21)$$

The optimal \hat{R} can be updated by the largest k_2 eigenvectors of covariance matrix G .

Based on the above analysis, the robust GKRS�-2DSVD algorithm is summarized in Algorithm 1.

Algorithm 1 GKRS�-2DSVD Algorithm

Input: Given a data matrix $X = \{X_1, X_2, \dots, X_N\}$ with each $X_i \in R^{m \times n}$. p, λ, k_1, k_2 , and threshold ϵ .

Output: $\{W_i\}_{i=1}^N, \hat{L}, \hat{R}, \hat{X}$.

```

1: while  $t=1, \dots, t$  do
2:   Update weight  $\{W_i\}_{i=1}^N$  for each sample by (16).
3:   Update  $\hat{X}$  by (19).
4:   Update  $L$  and  $R$  by (20) and (21), respectively.
5:   1) Update  $F$  using the current  $L$  and  $R$ , the
      optimal  $\hat{L}$  is the largest  $k_1$  eigenvector of  $F$ ,
6:   2) Update  $G$  using the current  $L$  and  $R$ , the
      optimal  $\hat{R}$  is the largest  $k_2$  eigenvector of  $G$ ,
7:   if  $\epsilon > 1e-5$  then
8:     repeat;
9:   else
10:     $t \leftarrow t + 1$ ; Break;
11:   end if
12: end while

```

C. Higher Order Extension

To process RGB image or data with higher dimensional structure, we then extend the proposed algorithm to higher order spaces. Assume there is an N -dimensional data $\mathcal{X} = \{\mathcal{X}_{i_1 i_2 \dots i_N}\}$ with $i_1 = 1, \dots, N_1; i_2 = 1, \dots, N_2; \dots; i_N = 1, \dots, N_n$. \mathcal{X} can also be viewed as a set of tensor data $\{\mathcal{X}_{N_1}, \mathcal{X}_{N_2}, \dots, \mathcal{X}_{N_n}\}$ where each \mathcal{X}_i is an $(N-1)$ -dimensional tensor. We compress $(N-1)$ dimensions of each tensor \mathcal{X}_{N_i} but not on the data index dimension [9]. The robust

version of $N-1$ tensor decomposition based on the proposed GKRS� is:

$$\begin{aligned} &f_{\text{GKRS�}}(\mathcal{E}|\mathcal{E}_t) \\ &V_1, V_2, \dots, V_N, \mathcal{X} \\ \text{s.t.} \quad &V_n^T V_n = I, \quad n = 1, \dots, N-1. \\ &\mathcal{E}_i = \sqrt{\|\hat{\mathcal{X}}_{i_N} - V_1 \otimes_1 V_2 \cdots V_{N-1} \mathcal{M}_{i_N}\|^2}, \end{aligned} \quad (22)$$

where $\hat{\mathcal{X}}_{i_N} = \mathcal{X}_{i_N} - \bar{X}_{i_N}$, $\bar{X}_{i_N} = \frac{1}{N_n} \sum_{i_N=1}^{N_n} \mathcal{X}_{i_N}$, and $V_n \otimes_n \mathcal{M}$ denotes the n -mode tensor product of matrix V_n and core tensor \mathcal{M} .

$$f_{\text{GKRS�}}(\mathcal{E}|\mathcal{E}_t) = f'_{\text{GKRS�}}(\mathcal{E}_t) \mathcal{E} = \frac{p}{2} A_1 A_2 A_3 E_t E = W \mathcal{E}. \quad (23)$$

where $A_1 = \exp(\lambda(1 - \exp(-\frac{\epsilon_t^2}{2\sigma^2}))^{\frac{p}{2}})$, $A_2 = (1 - \exp(-\frac{\epsilon_t^2}{2\sigma^2}))^{\frac{p}{2}-1}$, and $A_3 = \exp(-\frac{\epsilon_t^2}{2\sigma^2})$, $\mathcal{E}_t = \sqrt{\|\hat{\mathcal{X}}_{i_N} - V_1 \otimes_1 V_2 \cdots V_{N-1} \mathcal{M}_{i_N}\|^2}$. Then the Lagrangian function for (22) is given by

$$\mathcal{L}(\bar{\mathcal{X}}, \{V_n\}, \mathcal{M}_{i_N}) = \frac{1}{N} \sum_{i_N=1}^N W_i \mathcal{E}_i + \sum_{i=1}^N \text{Tr}(\Omega_n (V_n^T V_n - I)), \quad (24)$$

where $\{\Omega_n\}_{n=1}^{N-1}$ are symmetric Lagrangian Multipliers, the derivative of \mathcal{L} w.r.t. the optimal solutions must be zeros. Then the optimal solution $\hat{\mathcal{X}}$ can be updated by

$$\hat{\mathcal{X}} = \sum_{i_N=1}^N \frac{\frac{1}{2} W_i \hat{\mathcal{X}}_i}{\sqrt{\|\hat{\mathcal{X}}_{i_N} - V_1 \otimes_1 V_2 \cdots V_{N-1} \mathcal{M}_{i_N}\|^2}} / \sum_{i=1}^N W_i. \quad (25)$$

Then the projection matrices $\{V_n\}_{n=1}^{N-1}$ can be updated by

$$\begin{aligned} \frac{\partial \mathcal{L}}{\partial V_n} &= \frac{-W_i \sum_{i_{-n}} (\hat{\mathcal{X}}_{i_1, \dots, i_{N-1}}^{i_N} \hat{\mathcal{X}}_{i_1, \dots, i_{N-1}}^{i_N} Z_{-n}) V_n}{\sqrt{\|\hat{\mathcal{X}}_{i_N} - V_1 \otimes_1 V_2 \cdots V_{N-1} \mathcal{M}_{i_N}\|^2}} \\ &\quad + 2\Omega_n V_n = 0, \\ \Rightarrow H V_n &= \Omega_n V_n, \end{aligned} \quad (26)$$

where $Z_{-n} = (V_1 V_1^T)_{i_1 i_1'} \cdots (V_{n-1} V_{n-1}^T)_{i_{n-1} i_{n-1}'} (V_{n+1} V_{n+1}^T)_{i_{n+1} i_{n+1}'}, W_i = \frac{p}{2} A_1 A_2 A_3 E_t, i_{-n} = i_1 i_1', \dots, i_{n-1} i_{n-1}', i_{n+1} i_{n+1}', \dots, i_N i_N'$, and $i_n i_n'$ denotes the index of matrix V_n . Thus V_n can be obtained by solving the eigenvectors of H .

D. Convergence Analysis

The convergence analysis of MM has been well studied by [22], [23], now we give the convergence analysis of GKRS�-2DSVD by the following theorems. According to the theory of MM and (11), we have

$$f_{\text{GKRS�}}(E^{t+1}) \leq f_{\text{GKRS�}}(E_t), \quad (27)$$

which indicates that the cost function in (7) is monotonically decreasing by using the proposed method in Algorithm 1.

Since the the optimal L and R are updated alternatively, we then analyze the convergence of the objective function with respect L and R , respectively.

Theorem: Algorithm 1 has a converged solution L^* for problem (7), then L^* satisfies the Karush-Kuhn-Tucker (KKT) condition of problem (7) with the constraint $(L^*)^T L^* = I$.

Proof: The Lagrangian function of objective function (7) w.r.t. the constraints $L^T L = I$ is given by

$$\mathcal{L}_1 = \frac{1}{N\lambda} \sum_{i=1}^N \exp(\lambda(1 - \exp(-\frac{E_i^2}{2\sigma^2}))^{\frac{p}{2}}) + \Omega_1(L^T L - I). \quad (28)$$

According to the KKT condition of the problem (7), the derivative of \mathcal{L}_1 w.r.t. L must be zero, then we have,

$$\frac{\partial \mathcal{L}_1}{\partial L} = -\frac{1}{N} \sum_{i=1}^N \frac{p}{2} O_1 O_2 O_3 X_i R R^T X_i L + 2\Omega_1 L = 0 \quad (29)$$

By using some simple algebra operations, (29) can be rewritten as

$$\frac{1}{N} \sum_{i=1}^N \frac{p}{2} O_1 O_2 O_3 X_i R R^T X_i L = \Omega_1 L. \quad (30)$$

According to Algorithm 1, the optimal solution L can be found by solving the cost function (14). Thus the converged solution of Algorithm 1 satisfies the KKT condition of the cost function (14). The Lagrangian function of (14) is

$$\mathcal{L}_2 = \frac{1}{N} \sum_{i=1}^N W_i \sqrt{\text{Tr}(\hat{X}_i^T \hat{X}_i - \hat{X}_i^T L L^T \hat{X}_i R R^T)} + \Omega_1(L^T L - I). \quad (31)$$

According to the KKT condition of the problem (14), the derivative of \mathcal{L}_2 w.r.t. L must be zero:

$$\frac{\partial \mathcal{L}_2}{\partial L} = \frac{1}{N} \sum_{i=1}^N -W_i \frac{X_i R R^T X_i^T L}{\sqrt{\text{Tr}(\hat{X}_i^T \hat{X}_i - \hat{X}_i^T L L^T \hat{X}_i R R^T)}} + \Omega_1 L = 0. \quad (32)$$

Considering that $W = \frac{p}{2} P_1 P_2 P_3 E_t$, and by using some simple algebra operations, we have

$$\frac{1}{N} \sum_{i=1}^N \frac{p}{2} P_1 P_2 P_3 X_i R R^T X_i L = \Omega_1 L. \quad (33)$$

The term $P_1 P_2 P_3 X_i R R^T X_i$ closely relate to L_t , assume the local solution in $(t+1)$ th iteration is L^* , we have $L^* = L^{t+1} = L^t$. Since P_1, P_2 and P_3 have the similar form with O_1, O_2 , and O_3 , thus, in this case, (33) is just the same as (30). It means that the converged solution of Algorithm 1 satisfies the KKT condition of (7), i.e.,

$$\frac{\partial \mathcal{L}}{\partial L} \big|_{L=L^*} = 0. \quad (34)$$

Based on the above analysis, we can say that the converged solution L of Algorithm 1 is a local solution of (7). For the optimal solution R , we also have the similar convergence analysis above.

V. EXPERIMENTAL RESULTS

A. Databases and Parameter Settings

To verify the effectiveness of the proposed algorithm, we carry out extensive experiments on three public databases, including MNIST¹ Handwritten Digit Database, ORL Face Database², and YALE Face Database³, for three different image processing applications, such as image classification, clustering, and reconstruction. The proposed algorithm is tested via different evaluation measurements and compared with seven classical two-dimensional subspace learning algorithms, including 2DPCA [11], L_1 -2DPCA [13], F-2DPCA [14], 2DSVD [16], R_1 -2DSVD [17], N-2DNPP [24], and S-2DNPP [24].

λ and p are two important parameters in the proposed GKRS-2DSVD algorithm where λ controls the convex range, and p controls the representation error distribution. In this paper λ and p are empirically set to $\lambda = 8$ and $p = 8$ for experiments of image classification and clustering, and $\lambda = 0.5$ and $p = 0.5$ for image reconstruction. All the experiments are conducted on MATLAB R2015a.

B. Experiments for Image Classification

In this experiment, we test our algorithms on the MNIST handwritten digit database in the presence of outliers. There are 60,000 training samples and 10,000 testing samples. All the digit images have been centered in a fixed-size of 28×28 . We respectively choose 200, 400, 600, 800 samples per digit from the training set for training, and use all the testing samples for testing. All the samples are normalized by their norms, i.e., $X/\text{norm}(X)$. To simulate outliers, we random choose 5% of the training samples and weight them by a magnitude a . i.e., $X_o = aX_c$ where X_o and X_c denote the simulated outlier image and clean image. We first set the magnitude of the outliers to 50 ($a = 50$) and number of principal components to $k_1 = k_2 = 15$ to evaluate the performance of the proposed method under varying number of training samples in the presence of outliers. 1 nearest neighbor (1NN) is used as the classifier for all the algorithms. The classification accuracies of different algorithms using above settings are listed in Table 1 with the best results marked in bold. All the results are reported over 20 random trials to reduce the statistical deviation. The results show that the proposed algorithm outperforms all the benchmarks on different size of training samples.

To check the influence of varying magnitude of outliers on the classification accuracy, we test all the algorithms on the 400×10 training samples, and make a vary from 20 to 100. Other parameters are the same as that used in Table 1. The classification accuracies are shown in Figure 1 (a), from which we can see that the performance of the proposed algorithm are almost unaffected under different a while the accuracies of other algorithms reduces rapidly when a increases.

To check the effect of different λ and p on the performance of the proposed algorithm, we plot a barchart in Figure 1(b)

¹<http://yann.lecun.com/exdb/mnist/>

²<http://www.cl.cam.ac.uk/research/dtg/attarchive/facedatabase.html>

³<http://cvc.cs.yale.edu/cvc/projects/yalefaces/yalefaces.html>

TABLE I

THE RECOGNITION ACCURACY OF ALL THE ALGORITHMS ON THE MNIST HANDWRITTEN DIGIT DATASET WITH 5% OUTLIERS: AVERAGE RECOGNITION ACCURACY (AC) \pm STANDARD DERIVATION.

Methods	Images per digit \times # of digits			
	200×10	400×10	600×10	800×10
2DPCA	0.5643 ± 0.0300	0.6264 ± 0.0206	0.6543 ± 0.0171	0.6788 ± 0.0136
L_1 -2DPCA	0.5636 ± 0.0303	0.6257 ± 0.0204	0.6539 ± 0.0171	0.6782 ± 0.0136
F-2DPCA	0.5759 ± 0.0216	0.6272 ± 0.0164	0.6490 ± 0.0119	0.6759 ± 0.0122
2DSVD	0.5865 ± 0.0215	0.6360 ± 0.0160	0.6565 ± 0.0121	0.6840 ± 0.0113
R_1 -2DSVD	0.5860 ± 0.0212	0.6358 ± 0.0162	0.6562 ± 0.0121	0.6562 ± 0.0121
N-2DNPP	0.5925 ± 0.0223	0.6405 ± 0.0130	0.6548 ± 0.0160	0.6689 ± 0.0131
S-2DNPP	0.5675 ± 0.0304	0.6283 ± 0.0213	0.6566 ± 0.0154	0.6799 ± 0.0136
Proposed	0.8326 ± 0.0022	0.8462 ± 0.0041	0.8458 ± 0.0014	0.8639 ± 0.0020

TABLE II

K-MEANS CLUSTERING RESULTS OF SUBSPACES LEARNED FROM DIFFERENT ALGORITHMS ON THE FIRST 100 FACES OF THE ORL DATABASE: AVERAGE CLUSTERING ACCURACY (AC) \pm STANDARD DEVIATION AND AVERAGE NORMALIZED MUTUAL INFORMATION (NMI) \pm STANDARD DEVIATION.

Methods and evaluation metrics		Number of principal components			
		$m = 30$	$m = 50$	$m = 70$	$m = 90$
2DPCA	AC	0.5991 ± 0.0442	0.7535 ± 0.0153	0.8143 ± 0.0190	0.7507 ± 0.0070
	NMI	0.7619 ± 0.0268	0.8692 ± 0.0042	0.8860 ± 0.0052	0.8684 ± 0.0019
L_1 -2DPCA	AC	0.6981 ± 0.0176	$0.8199 \pm 1.2e-15$	0.8003 ± 0.0315	0.7500 ± 0
	NMI	0.8221 ± 0.0112	$0.8875 \pm 1.4e-15$	0.8821 ± 0.0087	$0.8682 \pm 4.4e-16$
F-2DPCA	AC	$0.7000 \pm 1.3e-15$	$0.8199 \pm 1.2e-15$	0.7528 ± 0.0137	0.7500 ± 0
	NMI	$0.8200 \pm 7.8e-16$	$0.8875 \pm 1.4e-15$	0.8690 ± 0.0038	$0.8682 \pm 4.4e-16$
2DSVD	AC	0.7012 ± 0.0836	0.7571 ± 0.0219	0.8108 ± 0.0236	0.7528 ± 0.0137
	NMI	0.8197 ± 0.0417	0.8615 ± 0.0136	0.8850 ± 0.0065	0.8690 ± 0.0038
R_1 -2DSVD	AC	0.6876 ± 0.0781	0.7615 ± 0.0165	0.8052 ± 0.0286	0.7507 ± 0.0070
	NMI	0.8128 ± 0.0406	0.8640 ± 0.0095	0.8835 ± 0.0079	0.8684 ± 0.0019
N-2DNPP	AC	0.7975 ± 0.0925	0.7822 ± 0.0351	0.7948 ± 0.0338	0.7528 ± 0.0138
	NMI	0.8753 ± 0.0295	0.8772 ± 0.0097	0.8806 ± 0.0093	0.8691 ± 0.0038
S-2DNPP	AC	0.7411 ± 0.0250	0.7424 ± 0.0129	0.8163 ± 0.0177	0.7491 ± 0.0090
	NMI	0.8223 ± 0.0148	0.8457 ± 0.0070	0.8859 ± 0.0082	0.8666 ± 0.0065
Proposed	AC	0.9160 ± 0.0479	0.9377 ± 0.0363	0.8461 ± 0.0721	0.7623 ± 0.0258
	NMI	0.9158 ± 0.0241	0.9292 ± 0.0191	0.8902 ± 0.0332	0.8704 ± 0.0078

showing the classification accuracy under different λ and p . We can see that, with a fixed p value, the accuracy increases with the λ increasing. When the λ is set to a fixed value, the accuracies increase fast with the increase of p .

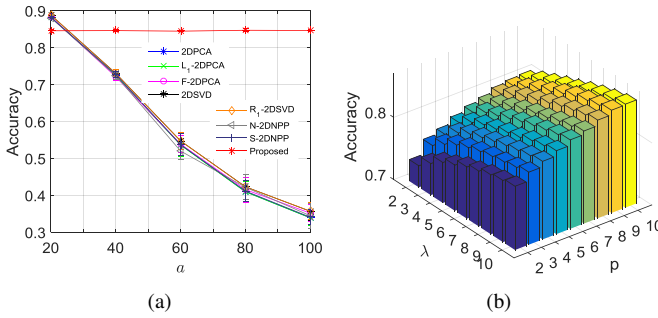


Fig. 1. Recognition accuracies on the MNIST Handwritten Digit Database. (a) Recognition accuracies of all the algorithms with changing magnitude of outliers ; (b) Recognition accuracies of the proposed algorithm with different λ and p .

C. Experiments for Image Clustering

In this experiment, we test the proposed algorithm and all the benchmarks on a image clustering problem on the ORL face database in the presence of outliers. We select all the face images of the first 10 subjects as the training samples, and thus 100 images are selected as the training data. We random

generate 30 dummy images as outliers and add them to the training data, thus the number of clean training samples and outlier samples are 100 and 30, respectively. After learning the features by all the algorithms, K-means algorithm is applied to evaluate the quality of these features. Before applying the K-means, we initialize the clustering center by the density search based method proposed by Rodriguez and Laio [25].

To apply K-means algorithm, for the one-sided transforms, including 2DPCAs and 2DLPPs, we directly applied K-means on the projected samples (dimensional reduced), i.e., $X_i^{\text{new}} = \hat{X}_i U$, where U is the projection matrix and $i = 1, 2, \dots, N$. For the two-sided transforms including 2DSVDs and the proposed algorithm apply the K-means to the $\{M_i\}_{i=1}^N$. The clustering performance of each algorithm is measured by two metrics, average clustering accuracy (AC) and average normalized mutual information (NMI) [26]. The clustering results of different algorithm under varying number of principal components are shown in Table 2. To reduce the standard deviations, all the results are reported over 100 iterations. The results in Table 2 show that the performance of the proposed algorithm is the best under different parameter settings.

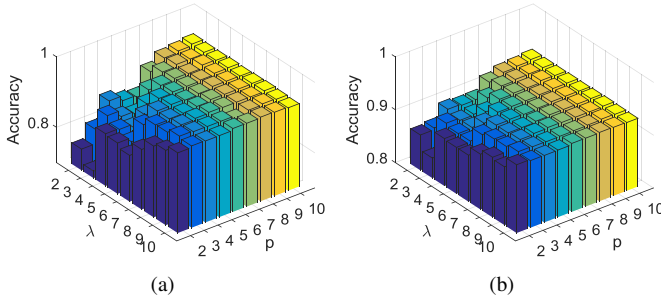


Fig. 2. Clustering performance with different α and p on the ORL database. (a) Clustering accuracy; (b) clustering NMI.

To explore the effect of different λ and p values on the clustering performance of the proposed algorithm, we plot average clustering accuracy and normalized mutual information with varying λ and p in Figure 2. We can see that, better AC and NMI can be obtained by choosing a p larger than 2. When p is fixed, the clustering AC and NMI increase with λ increasing.

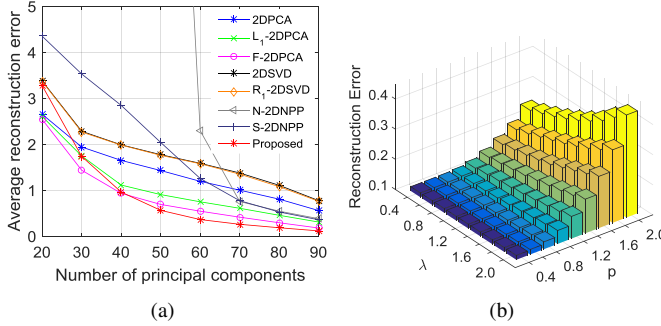


Fig. 3. Clustering performance with different α and p on the ORL database. (a) Clustering accuracy; (b) clustering NMI.

D. Experiments for Image Reconstruction

We then check the effectiveness of the proposed algorithm for image reconstruction on the Yale Face database. There are 165 face images in Yale Face database, we choose all the images as the training sample. To simulate outliers, we randomly generate 30 dummy image as in [21]. So the total number of training sample is 195 with 165 clean samples and 30 outlier samples. The reconstruction error is calculated by $\frac{1}{N} \sum_{i=1}^N \|X_i^{\text{org}} - X_i^{\text{new}}\|_2^2$, where X_i^{org} and X_i^{new} are the original training image and reconstructed image in the presence of outliers. For calculating the reconstruction error, the reconstruction for outlier images is excluded as in [21], thus we just need calculate reconstruction errors for the 165 clean images. The average reconstruction errors of different algorithms are shown in Figure 3 (a) which shows that the proposed algorithm obtains the lowest reconstruction error after the number of principal is greater than 40. Images reconstructed by more principal components implies that more outlier information will be involved in reconstruction. Thus the results in Figure 3(a) show that the proposed algorithm has better ability in suppressing outlier information for image reconstruction. We also plot the average reconstruction errors under different parameter λ and p in Figure 3(b) to find out how does varying

λ and p affect the image reconstruction performance of the proposed algorithm. We can see that a non-second p order (p is smaller than 2) offers better reconstruction results, and by choosing an appropriate λ value, we can obtain the optimal results.

VI. CONCLUSION

In this paper, in order to better solve the outlier problem in the 2DSVD based algorithms, we developed a generalized kernel risk sensitive loss (GKRSL) for robust 2DSVD. Unlike the other 2DPCA and 2DSVD algorithms which treat each training sample equally, the GKRSL-2DSVD discriminatively weight the training samples so that the information of the outliers is excluded from the training procedure. Thus the learned features from the proposed model is more robust to outliers. Since the resulted objective function is a non-convex, we developed a optimization algorithm based on the majorization minimization theory. A convergence analysis for the proposed objective function is also provided. Extensive experiments on three image processing applications on three public datasets with varying parameter settings show that the proposed algorithm has superior outlier-resistance ability to other benchmarks.

REFERENCES

- [1] M. Turk and A. Pentland, "Eigenfaces for recognition," *Journal of cognitive neuroscience*, vol. 3, no. 1, pp. 71–86, 1991.
- [2] P. N. Belhumeur, J. P. Hespanha, and D. J. Kriegman, "Eigenfaces vs. fisherfaces: Recognition using class specific linear projection," *IEEE Transactions on Pattern Analysis and Machine Intelligence*, no. 7, pp. 711–720, 1997.
- [3] X. He, S. Yan, Y. Hu, P. Niyogi, and H.-J. Zhang, "Face recognition using laplacianfaces," *IEEE Transactions on Pattern Analysis and Machine Intelligence*, no. 3, pp. 328–340, 2005.
- [4] Q. Ke and T. Kanade, "Robust l_1 /sub l_1 /norm factorization in the presence of outliers and missing data by alternative convex programming," in *2005 IEEE Computer Society Conference on Computer Vision and Pattern Recognition (CVPR'05)*, vol. 1. IEEE, 2005, pp. 739–746.
- [5] N. Kwak, "Principal component analysis based on L_1 -norm maximization," *IEEE Transactions on Pattern Analysis and Machine Intelligence*, vol. 30, no. 9, pp. 1672–1680, 2008.
- [6] F. Nie, H. Huang, C. Ding, D. Luo, and H. Wang, "Robust principal component analysis with non-greedy l_1 -norm maximization," in *Twenty-Second International Joint Conference on Artificial Intelligence*, 2011.
- [7] F. Zhong and J. Zhang, "Linear discriminant analysis based on l_1 -norm maximization," *IEEE Transactions on Image Processing*, vol. 22, no. 8, pp. 3018–3027, 2013.
- [8] F. Zhong, J. Zhang, and D. Li, "Discriminant locality preserving projections based on l_1 -norm maximization," *IEEE Transactions on Neural Networks and Learning Systems*, vol. 25, no. 11, pp. 2065–2074, 2014.
- [9] C. Ding, D. Zhou, X. He, and H. Zha, " R_1 -PCA: rotational invariant L_1 -norm principal component analysis for robust subspace factorization," in *Proceedings of the 23rd international conference on Machine learning*, 2006, pp. 281–288.
- [10] R. He, B.-G. Hu, W.-S. Zheng, and X.-W. Kong, "Robust principal component analysis based on maximum correntropy criterion," *IEEE Transactions on Image Processing*, vol. 20, no. 6, pp. 1485–1494, 2011.
- [11] J. Yang, D. Zhang, A. F. Frangi, and J. Yang, "Two-dimensional PCA: a new approach to appearance-based face representation and recognition," *IEEE Transactions on Pattern Analysis and Machine Intelligence*, vol. 26, no. 1, pp. 131–137, 2004.
- [12] J. Yang, D. Zhang, X. Yong, and J.-y. Yang, "Two-dimensional discriminant transform for face recognition," *Pattern recognition*, vol. 38, no. 7, pp. 1125–1129, 2005.
- [13] X. Li, Y. Pang, and Y. Yuan, " L_1 -norm-based 2DPCA," *IEEE Transactions on Systems, Man, and Cybernetics, Part B (Cybernetics)*, vol. 40, no. 4, pp. 1170–1175, 2010.

- [14] Q. Wang and Q. Gao, "Two-dimensional pca with f-norm minimization," in *Thirty-First AAAI Conference on Artificial Intelligence*, 2017.
- [15] J. Ye, "Generalized low rank approximations of matrices," *Machine Learning*, vol. 61, no. 1-3, pp. 167–191, 2005.
- [16] C. Ding and J. Ye, "2-Dimensional singular value decomposition for 2D maps and images," in *SIAM International Conference on Data Mining*, 2005, pp. 32–43.
- [17] H. Huang and C. Ding, "Robust tensor factorization using R_1 norm," in *IEEE Conference on Computer Vision and Pattern Recognition*, 2008, pp. 1–8.
- [18] B. Chen, L. Xing, B. Xu, H. Zhao, N. Zheng, and J. C. Principe, "Kernel risk-sensitive loss: definition, properties and application to robust adaptive filtering," *IEEE Transactions on Signal Processing*, vol. 65, no. 11, pp. 2888–2901, 2017.
- [19] L. Xing, Y. Mi, Y. Li, and B. Chen, "Robust locality preserving projection based on kernel risk-sensitive loss," in *2018 International Joint Conference on Neural Networks (IJCNN)*. IEEE, 2018, pp. 1–7.
- [20] W. Liu, P. P. Pokharel, and J. C. Principe, "Correntropy: Properties and applications in non-Gaussian signal processing," *IEEE Transactions on Signal Processing*, vol. 55, no. 11, pp. 5286–5298, 2007.
- [21] R. He, W.-S. Zheng, and B.-G. Hu, "Maximum correntropy criterion for robust face recognition," *IEEE Transactions on Pattern Analysis and Machine Intelligence*, vol. 33, no. 8, pp. 1561–1576, 2011.
- [22] D. R. Hunter and K. Lange, "A tutorial on mm algorithms," *The American Statistician*, vol. 58, no. 1, pp. 30–37, 2004.
- [23] Y. Sun, P. Babu, and D. P. Palomar, "Majorization-minimization algorithms in signal processing, communications, and machine learning," *IEEE Transactions on Signal Processing*, vol. 65, no. 3, pp. 794–816, 2016.
- [24] Z. Zhang, F. Li, M. Zhao, L. Zhang, and S. Yan, "Robust neighborhood preserving projection by nuclear/ $l_{2,1}$ -norm regularization for image feature extraction," *IEEE Transactions on Image Processing*, vol. 26, no. 4, pp. 1607–1622, 2017.
- [25] A. Rodriguez and A. Laio, "Clustering by fast search and find of density peaks," *Science*, vol. 344, no. 6191, pp. 1492–1496, 2014.
- [26] D. Cai, X. He, and J. Han, "Document clustering using locality preserving indexing," *IEEE Transactions on Knowledge and Data Engineering*, vol. 17, no. 12, pp. 1624–1637, 2005.