

# Testing Mediation Effects Using Logic of Boolean Matrices

Chengchun Shi and Lexin Li

*London School of Economics and Political Science  
and University of California at Berkeley*

## Abstract

Mediation analysis is becoming an increasingly important tool in scientific studies. A central question in high-dimensional mediation analysis is to infer the significance of individual mediators. The main challenge is the sheer number of possible paths that go through all combinations of mediators. Most existing mediation inference solutions either explicitly impose that the mediators are conditionally independent given the exposure, or ignore any potential directed paths among the mediators. In this article, we propose a novel hypothesis testing procedure to evaluate individual mediation effects, while taking into account potential interactions among the mediators. Our proposal thus fills a crucial gap, and greatly extends the scope of existing mediation tests. Our key idea is to construct the test statistic using the logic of Boolean matrices, which enables us to establish the proper limiting distribution under the null hypothesis. We further employ screening, data splitting, and decorrelated estimation to reduce the bias and increase the power of the test. We show our test can control both the size and false discovery rate asymptotically, and the power of the test approaches one, meanwhile allowing the number of mediators to diverge to infinity with the sample size. We demonstrate the efficacy of our method through both simulations and a neuroimaging study of Alzheimer’s disease.

*Keywords:* Boolean matrix; Directed acyclic graph; Gaussian graphical model; High-dimensional inference; Mediation analysis; Neuroimaging analysis.

# 1 Introduction

Mediation analysis is an important tool in scientific studies. It seeks to identify and explain the mechanism, or pathway, that underlies an observed relationship between an exposure and an outcome variable, through the inclusion of an intermediary variable, known as a mediator (MacKinnon, 2008). It decomposes the effect of exposure on the outcome into a direct effect and an indirect effect. The latter provides evidence of whether the mediator is on a pathway from the exposure to the outcome, and is often of primary interest (Pearl, 2001). As a result, mediation analysis can facilitate a better understanding of the exposure-outcome mechanism, and has important intervention consequences, as the intervention may be placed on the mediator instead of the exposure. Mediation analysis was first proposed with a single mediator in social science (Baron and Kenny, 1986). In recent years, it is receiving increasing attention, and has been extended to the settings of multivariate and high-dimensional mediators. It is now widely used in a large variety of scientific applications, including psychology (MacKinnon and Fairchild, 2009), genomics (Huang and Pan, 2016; Chakraborty et al., 2018), genetic epidemiology (Barfield et al., 2017; Huang, 2018), and neuroscience (Zhao and Luo, 2016; Zhao et al., 2020).

In mediation analysis with high-dimensional mediators, a fundamental but challenging question is how to infer the significance of individual mediators. The main difficulty is the sheer number of possible paths that go through all combinations of mediators. Consequently, the total number of potential paths that go through any mediator is super-exponential in the number of mediators, rendering almost any existing testing procedure ineffective. To circumvent this issue, most existing mediation inference solutions either explicitly impose that the mediators are conditionally independent given the exposure, or simply ignore any potential directed paths among the mediators. Such simplifications substantially reduce the complexity of the hypotheses to test. Adopting this conditional independence assumption, Boca et al. (2014) proposed a permutation test with family-wise error control, while Zhang et al. (2016) proposed a screening-and-testing assisted approach. Huang and Pan (2016) proposed a transformation model and assumed conditional independence for the transformed mediators. Sampson et al. (2018) and Djordjilović et al. (2019) directly tested whether each mediator is independent of the exposure or conditionally independent of the outcome given the exposure, ignoring mediator-by-mediator interactions, while controlling

for family-wise error rate or false discovery rate in multiple testing. Whereas these tests have been demonstrated effective in numerous applications, they all ignored potential paths and interactions among the mediators. Even though this strategy may be plausible in some applications, as pointed out in Huang and Pan (2016), it may not hold true in others. For instance, in our brain imaging mediation analysis study in Section 7, different brain regions are conceived to influence each other. In numerous genetics studies, different genes are expected to interact with each other (Chakraborty et al., 2018). Actually, such examples are often the rule rather than the exception. Therefore, it is of great importance to develop a mediation hypothesis testing method that takes directed paths and interactions among the mediators into consideration.

Recently, Chakraborty et al. (2018) made an important step forward for inference of mediation effects, while allowing mediator-by-mediator interactions. They formulated the structure of the exposure, the potential mediators, and the outcome as a directed acyclic graph (DAG). They defined the individual mediation effect of a given mediator as the summation of all the effects of the exposure on the outcome that can be attributed to that mediator. They then established the distributional convergence and the corresponding confidence interval for their interventional calculus type estimator of the mediation effect. Their estimator took the estimation of a completed partially directed acyclic graph as the first step, which produces a multi-set of possible mediation effects, and they summarized the mediation effect by taking the average. However, the effects along different paths may cancel each other, resulting in a zero individual mediation effect; see Section 2.2 for more discussion. Rather than taking average and cancelling out the total effect, we argue this type of mediator is important and should be identified by the inferential test too.

There have also been some recent proposals of penalized sparse estimation of mediation effects (Zhao and Luo, 2016; Nandy et al., 2017). In addition, there is a large body of literature studying penalized estimation of directed acyclic graph given observational data (see, e.g., van de Geer and Bühlmann, 2013; Zheng et al., 2018; Yuan et al., 2019, and the references therein). However, estimation is an ultimately different problem from inference. Although both can in effect identify important mediators or links, estimation does not produce an explicit quantification of statistical significance, and does not explicitly control the false discovery. As such, we are targeting a completely different problem than those estimation approaches. More recently, Li et al. (2019) developed a constrained likelihood

ratio test to infer individual links or some given directed paths of a DAG. Nevertheless, their hypotheses are again very different from our problem of inferring significant mediators.

In this article, we propose a novel hypothesis testing procedure to evaluate individual mediation effects, which takes into account directed paths among the mediators and is equipped with statistical guarantees. A key ingredient of our proposal is to construct the test statistic using the logic of Boolean matrices, which allows us to establish the proper limiting distribution under the null hypothesis. In comparison, the asymptotic properties of the test statistic built on regular matrix operations are extremely challenging to establish. In addition, the Boolean matrix-based test statistic can be naturally coupled with a screening procedure. This helps scale down the number of potential paths to a moderate level, and in turn reduces the variance of the test statistic, and enhances the power of the test considerably. Furthermore, we use a data splitting strategy to ensure a valid type-I error rate control for our test under minimal conditions on the screening. We employ some state-of-the-art estimator of DAG (Zheng et al., 2018) to form an initial estimator of the directed paths. We also devise a decorrelated estimator to reduce potential bias induced by high-dimensional mediators. Consequently, it ensures the resulting estimator is  $\sqrt{n}$ -consistent and asymptotically normal. We then employ a multiplier bootstrap method to obtain accurate critical values. Finally, we couple our test for the significance of an individual mediator with a multiple testing procedure (Djordjilović et al., 2019) to control the false discovery rate (FDR) of simultaneous testing of multivariate mediators.

Our contributions are multi-fold. Scientifically, rigorous inference of mediation effects is a vital and long-standing problem. But nearly all existing solutions ignore potential interactions among the mediators. Our proposal thus fills a crucial gap, extends the scope of existing tests, and offers a useful inferential tool to a wide range of scientific applications. Methodologically, our proposal integrates the logic of Boolean matrices, DAG estimation, screening, data splitting, and decorrelated estimation to reduce the bias and increase the power of the test. It is ultimately different from the test of Chakraborty et al. (2018), which defined the mediation effect through averaging, required the DAG selection consistency, focused on dealing with the equivalence class of DAG estimators, and did not consider multiple testing. By contrast, our method targets a different, and in our opinion, a more general definition of mediation effect, does not require the DAG selection consistency, and mostly focuses on the single DAG situation. We discuss the extension of the test to the

equivalence class situation in Section 8. We also compare our test with that of Chakraborty et al. (2018) numerically, and show our method is empirically more powerful while achieving a valid type-I error control. Theoretically, we systematically study the asymptotic properties of our test, while allowing the number of mediators to diverge to infinity with the sample size. We show that our test can control both the size and FDR asymptotically, and the power of the test approaches one. As a by-product, we derive an oracle inequality for the estimated DAG by the method of Zheng et al. (2018), which is needed to establish the consistency of our test, but is not available in Zheng et al. (2018).

The rest of the article is organized as follows. We define our hypotheses in Section 2, and develop the test statistics based on the logic of Boolean matrices in Section 3. We propose the testing procedures in Section 4, and investigate the asymptotic properties in Section 5. We present the simulations in Section 6, and a neuroimaging application in Section 7. We conclude the paper in Section 8, and relegate all proofs to the supplementary appendix.

## 2 Hypotheses

In this section, we first present the Gaussian graphical model, based on which we formulate our mediation testing problem. We then formally develop the hypotheses we aim to test, and compare with the alternative formulation in Chakraborty et al. (2018).

### 2.1 Gaussian graphical model

Consider an exposure variable  $X_{0,0}$ , a set of potential mediators  $(X_{0,1}, \dots, X_{0,d})^\top$ , and a response variable  $X_{0,d+1}$ , where the first subscript 0 denotes a population variable. We assume  $\mathbf{X}_0 = (X_{0,0}, X_{0,1}, \dots, X_{0,d}, X_{0,d+1})^\top$  follows the linear structural equation model,

$$\mathbf{X}_0 - \boldsymbol{\mu}_0 = \mathbf{W}_0(\mathbf{X}_0 - \boldsymbol{\mu}_0) + \boldsymbol{\varepsilon}_0, \quad (1)$$

where  $\boldsymbol{\mu}_0 = \mathbb{E}(\mathbf{X}_0)$ ,  $\mathbf{W}_0$  is the  $(d+2) \times (d+2)$  coefficient matrix, and  $\boldsymbol{\varepsilon}_0 = (\varepsilon_{0,0}, \dots, \varepsilon_{0,d+1})^\top$  is the mean-zero vector of errors variables. The matrix  $\mathbf{W}_0$  specifies the directional relationships among the variables in  $\mathbf{X}_0$ , which can be encoded by a directed graph. For any  $i, j \in \{0, 1, \dots, d+1\}$ , if  $X_{0,i}$  is a direct cause of  $X_{0,j}$ , then an arrow is drawn from  $X_{0,i}$  to  $X_{0,j}$ , i.e.,  $X_{0,i} \rightarrow X_{0,j}$ , and we have  $W_{0,j,i} \neq 0$ . In this case,  $X_{0,i}$  is called a parent of  $X_{0,j}$ , and  $X_{0,j}$  a child of  $X_{0,i}$ . For a positive integer  $k \geq 1$ , a  $k$ -step directed path between  $X_{0,i}$  and

$X_{0,j}$  is a sequence of distinct nodes from  $X_{0,i}$  to  $X_{0,j}$ :  $X_{0,i} \rightarrow X_{0,i_1} \rightarrow \cdots \rightarrow X_{0,i_{k-1}} \rightarrow X_{0,j}$ , for some  $\{i_k\}_{1 \leq k \leq K}$ . In this case,  $X_{0,i}$  is called an ancestor of  $X_{0,j}$ , and  $X_{0,j}$  a descendant of  $X_{0,i}$ . For model (1) and the associated directed graph, we impose a set of conditions. Specifically,

- (A1) The directed graph is acyclic; i.e., no variable is an ancestor of itself.
- (A2) No potential mediator  $X_{0,i}$ ,  $i = 1, \dots, d$ , is a direct cause of the exposure  $X_{0,0}$ . In addition, the response  $X_{0,d+1}$  is not a direct cause of neither the exposure  $X_{0,0}$ , nor any mediator  $X_{0,i}$ ,  $i = 1, \dots, d$ .
- (A3) The errors  $\varepsilon_{0,i}$ ,  $i = 0, \dots, d+1$ , are jointly normally distributed and independent. In addition, the error variances  $\sigma_i^2 = \text{Var}(\varepsilon_i)$ ,  $i = 0, \dots, d+1$ , are constant; i.e.,  $\sigma_0^2 = \sigma_1^2 = \cdots = \sigma_d^2 = \sigma_{d+1}^2 = \sigma_*^2$  for some constant  $\sigma_* > 0$ .

These model assumptions are generally mild, and are often imposed in the DAG and mediation analysis literature. Specifically, Condition (A1) implies that  $\mathbf{W}_0$  is a lower-diagonal matrix, up to a permutation of the rows and columns. Condition (A2) implies that the first row of  $\mathbf{W}_0$  and the last column of  $\mathbf{W}_0$  are both zero vectors. Condition (A3) basically specifies that  $\mathbf{X}_0$  follows a Gaussian graphical model. By Gram-Schmidt orthogonalization, any Gaussian DAG model can always be represented by (1) with independent errors. In addition, the constant variance condition in (A3) ensures that, under the Gaussian graphical model (1),  $\mathbf{W}_0$  is identifiable (Peters and Bühlmann, 2014, Theorem 1). This avoids the situation of the equivalence class of DAG, and a similar condition has been adopted in Yuan et al. (2019) as well. In Section 8, we briefly discuss the extension of our method to the unequal variance case, i.e., the situation with the equivalence class of DAG.

## 2.2 Mediation effects and hypotheses

For a directed path  $\zeta : X_{0,0} \rightarrow X_{0,i_1} \rightarrow \cdots \rightarrow X_{0,i_k} \rightarrow X_{0,d+1}$  for some  $\{i_t\}_{1 \leq t \leq k} \subseteq \{1, \dots, d\}$ , we define the total effect of  $X_{0,0}$  on  $X_{0,d+1}$  attributed to this path as,

$$\omega_\zeta = W_{0,i_1,0} \left( \prod_{t=0}^{k-1} W_{0,i_{t+1},i_t} \right) W_{0,d+1,i_k}, \quad (2)$$

where  $W_{0,i,j}$  is the  $(i, j)$ th entry of  $\mathbf{W}_0$ . If such a path does not exist, we have  $\omega_\zeta = 0$ . This definition of total effect  $\omega_\zeta$  plays a central role in our definition of mediation effect.

Based on (2), we formally state our hypotheses regarding the significance of an individual mediator  $X_{0,q}$ , for an integer  $q = 1, \dots, d$ ,

$$\begin{aligned} H_0(q) : \omega_\zeta &= 0, \quad \text{for all } \zeta \text{ that passes through } X_{0,q}, \quad \text{versus} \\ H_1(q) : \omega_\zeta &\neq 0, \quad \text{for some } \zeta \text{ that passes through } X_{0,q}. \end{aligned} \quad (3)$$

When the alternative hypothesis in (3) holds, we call  $X_{0,q}$  a significant mediator.

We observe that, the hypotheses in (3) can be reformulated as the following equivalent pair of hypotheses. That is, for any integer  $j = 1, \dots, d+1$ , let  $\text{ACT}(j, \mathbf{W}_0)$  denote the set of true ancestors of  $X_{0,j}$ ; i.e.,  $i \in \text{ACT}(j, \mathbf{W}_0)$  if and only if  $X_{0,i}$  is an ancestor of  $X_{0,j}$ . Then the pair of hypotheses (3) is equivalent to the following pair of hypotheses,

$$\begin{aligned} H_0(q) : 0 &\notin \text{ACT}(q, \mathbf{W}_0) \quad \text{or} \quad q \notin \text{ACT}(d+1, \mathbf{W}_0), \quad \text{versus} \\ H_1(q) : 0 &\in \text{ACT}(q, \mathbf{W}_0) \quad \text{and} \quad q \in \text{ACT}(d+1, \mathbf{W}_0). \end{aligned} \quad (4)$$

Next, we consider a pair of hypotheses that lead to (4). For any  $q_1 = 0, \dots, d$ ,  $q_2 = 1, \dots, d+1$ , we consider the following pair of hypotheses,

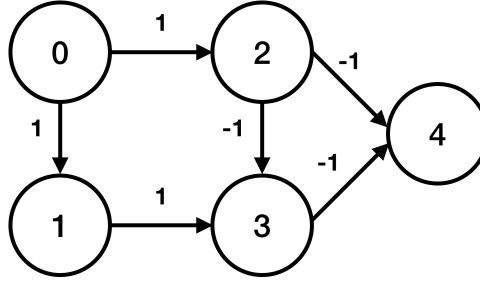
$$H_0(q_1, q_2) : q_1 \notin \text{ACT}(q_2, \mathbf{W}_0), \quad \text{versus} \quad H_1(q_1, q_2) : q_1 \in \text{ACT}(q_2, \mathbf{W}_0). \quad (5)$$

We observe that, the null hypothesis  $H_0(q)$  in (4) can be decomposed into a union of the two null hypotheses  $H_0(0, q)$  and  $H_0(q, d+1)$  that are defined in (5). Suppose  $p(q_1, q_2)$  is a valid  $p$ -value for  $H_0(q_1, q_2)$  in (5). According to the union-intersection principle,  $\max\{p(0, q), p(q, d+1)\}$  is a valid  $p$ -value for testing  $H_0(q)$  in (4). Therefore, we aim at (5) in the subsequent development of our testing procedure.

We have defined a significant mediator through (3). There is an alternative definition employed by Chakraborty et al. (2018). Specifically, they considered the hypotheses,

$$H_0^*(q) : \sum \omega_\zeta = 0, \quad \text{versus} \quad H_1^*(q) : \sum \omega_\zeta \neq 0, \quad (6)$$

where the summation is taken for all  $\zeta$  that pass through  $X_{0,q}$ . Chakraborty et al. (2018) called  $X_{0,q}$  a significant mediator when the alternative hypothesis in (6) holds. We, however, prefer our definition of a significant mediator that is built on (3) instead of (6). This is because the effects along the path  $\zeta$  may cancel out with each other, resulting in a zero



**Figure 1:** An example DAG with five nodes. Node 0 is the exposure variable, Node 4 is the outcome variable, and Nodes 1 to 3 are the mediators.

sum, even though there are significant positive and negative mediation effects along  $\zeta$ . As an illustration, we devise a simple example as shown in Figure 1, where  $X_{0,0}$  is the exposure, and  $X_{0,4}$  is the outcome variable. For the mediator  $X_{0,2}$ , two paths,  $X_{0,0} \rightarrow X_{0,2} \rightarrow X_{0,4}$  and  $X_{0,0} \rightarrow X_{0,2} \rightarrow X_{0,3} \rightarrow X_{0,4}$ , both pass through  $X_{0,2}$ . The aggregated total effect following (6) is  $\sum_{\zeta} \omega_{\zeta} = 1 \times \{-1 + (-1) \times (-1)\} = 0$ . Similarly, we can show the aggregated total effect of  $X_{0,3}$  is zero as well. However, both  $X_{0,2}$  and  $X_{0,3}$  have positive and negative mediation effects, and should be viewed as significant mediators.

We conclude this section by discussing the challenges of our testing problem. The major difficulty stems from the fact that there exist a huge number of potential paths that go through  $X_{0,q}$ . To be specific, for an integer  $k = 2, 3, \dots, d+1$ , the total number of  $k$ -step potential paths that go through  $X_{0,q}$ , by the combinatorial theory, is  $N_k(q) = \binom{d-1}{k-2} (k-1)!$ . Then the total number of potential paths that go through  $X_{0,q}$  is  $N(q) = \sum_{k=2}^{d+1} N_k(q) \geq \mathcal{N}_{d+1}(q) = d!$ . As a result, it is highly nontrivial to test the significance of an individual mediator if we take into account all the potential paths among the mediators.

### 3 Test Statistics

In this section, we first consider a potential test statistic for the hypotheses in (5), which is built on the power of an estimator of the coefficient matrix  $\mathbf{W}_0$  in model (1). We discuss its limitation. We then present our main idea, the logic of Boolean matrices, and the test statistic that is built on it.



### 3.1 Power of matrices

We begin with an introduction of some notations. Matrices and vectors in this paper start the index from zero. For any matrix  $\mathbf{A}$  and the integers  $i, j \geq 0$ , let  $A_{i,j}$  denote its  $(i, j)$ th entry, and let  $|\mathbf{A}|$  denote the matrix of the same dimension whose  $(i, j)$ th entry is  $|A_{i,j}|$ .

We next connect the null hypothesis  $H_0(q_1, q_2)$  in (5) with the coefficient  $\mathbf{W}_0$  in model (1). Recall that  $H_0(q_1, q_2)$  means  $X_{0,q_1}$  is not an ancestor of  $X_{0,q_2}$ . We have the next lemma.

**Lemma 1.** *The null  $H_0(q_1, q_2)$  holds if and only if  $(|\mathbf{W}_0|^k)_{q_2,q_1} = 0$  for any  $k = 1, \dots, d$ .*

The proof of this lemma is to facilitate our understanding of the problem, which we sketch here. The key observation is that, for any positive integer  $k$ , the  $(q_2, q_1)$ th entry of  $|\mathbf{W}_0|^k$  is the sum of the absolute values of the total effects along all  $k$ -step paths from  $X_{0,q_1}$  to  $X_{0,q_2}$ . For instance, when  $k = 2$ , we have

$$(|\mathbf{W}_0|^2)_{q_2,q_1} = \sum_{j=0}^{d+1} |W_{0,j,q_1}| |W_{0,q_2,j}| = \sum_{j=1}^d |W_{0,j,q_1}| |W_{0,q_2,j}|,$$

where the last equality is due to that the first row and last column of  $\mathbf{W}_0$  are zero vectors because of Condition (A2). If there exists a two-step path from  $X_{0,q_1}$  to  $X_{0,q_2}$ , by definition,  $W_{0,j,q_1} \neq 0$  and  $W_{0,q_2,j} \neq 0$  for some  $j = 1, \dots, d$ , which is equivalent to  $(|\mathbf{W}_0|^2)_{q_2,q_1} \neq 0$ . Similarly, there exists a  $k$ -step path from  $X_{0,q_1}$  to  $X_{0,q_2}$  if and only if  $(|\mathbf{W}_0|^k)_{q_2,q_1} \neq 0$ .

Let  $\widehat{\mathbf{W}}$  be some consistent estimator for  $\mathbf{W}_0$ . In view of Lemma 1, it is natural to construct a test statistic based on  $\{(|\widehat{\mathbf{W}}|^k)_{q_2,q_1}\}_{1 \leq k \leq d}$ . The major difficulty with this potential test statistic, however, is that it is unclear whether  $(|\widehat{\mathbf{W}}|^k)_{q_2,q_1}$  has a well tabulated limiting distribution under  $H_0(q_1, q_2)$ . To better illustrate this, we first consider the case when  $k = 2$ . We have  $(|\widehat{\mathbf{W}}|^2)_{q_2,q_1} = \sum_{j=1}^d |\widehat{W}_{j,q_1}| |\widehat{W}_{q_2,j}|$ . Under  $H_0(q_1, q_2)$  and the acyclic constraint (A1), for any  $j$ , either  $W_{0,j,q_1}$  or  $W_{0,q_2,j}$  equals zero. Suppose each  $\widehat{W}_{q_1,q_2}$  is root- $n$  consistent to  $W_{0,q_1,q_2}$ , and the mediator dimension  $d$  is fixed. Then we can show  $\sqrt{n}(|\widehat{\mathbf{W}}|^2)_{q_2,q_1}$  is asymptotically equivalent to  $\sum_{1 \leq j \leq d} \sqrt{n} \left( |\widehat{W}_{j,q_1} - W_{0,j,q_1}| |W_{0,q_2,j}| + |W_{0,j,q_1}| |\widehat{W}_{q_2,j} - W_{0,q_2,j}| \right)$ . The limiting distribution, however, is not well-studied even in the fixed- $d$  scenario. When  $k$  is large, or when the mediator dimension  $d$  diverges with the sample size  $n$ , the derivation of the asymptotic property of  $(|\widehat{\mathbf{W}}|^k)_{q_2,q_1}$  becomes more complicated due to the addition and multiplication operations involved in  $(|\widehat{\mathbf{W}}|^k)_{q_2,q_1}$ . Therefore, the test statistic based on  $|\widehat{\mathbf{W}}|^k$  may not be suitable for our purpose of testing significant mediators.

### 3.2 Logic of Boolean matrices

To overcome the difficulty regarding  $|\widehat{\mathbf{W}}|^k$ , and motivated by the logic of Boolean matrices, we define a new matrix multiplication operator and a new matrix addition operator to replace the usual matrix multiplication and addition operations. Specifically, for any two real-valued matrices  $\mathbf{A}_1 = \{a_{1,i,j}\}_{ij} \in \mathbb{R}^{q_1 \times q_2}$ ,  $\mathbf{A}_2 = \{a_{2,i,j}\}_{ij} \in \mathbb{R}^{q_2 \times q_3}$ , we define  $\mathbf{A}_1 \otimes \mathbf{A}_2$  to be a  $q_1 \times q_3$  matrix whose  $(i, j)$ th entry equals  $\max_{k \in \{1, \dots, q_2\}} \min(a_{1,i,k}, a_{2,k,j})$ . That is, we replace the multiplication operation in the usual matrix multiplication with the minimum operator, and replace the addition operation with the maximum operator. When  $\mathbf{A}_1, \mathbf{A}_2$  are binary matrices, the minimum and maximum operators are equivalent to the logic operators “and” and “or” in Boolean algebra. The defined “ $\otimes$ ” operator is then equivalent to the Boolean matrix multiplication operator. Moreover, for any two real-valued matrices  $\mathbf{A}_1 = \{a_{1,i,j}\}_{ij}, \mathbf{A}_2 = \{a_{2,i,j}\}_{ij} \in \mathbb{R}^{q_1 \times q_2}$ , we define  $\mathbf{A}_1 \oplus \mathbf{A}_2$  to be a  $q_1 \times q_2$  matrix whose  $(i, j)$ th entry equals  $\max(a_{1,i,j}, a_{2,i,j})$ . When  $\mathbf{A}_1, \mathbf{A}_2$  are binary matrices, the defined “ $\oplus$ ” operator is equivalent to the Boolean matrix addition operator.

Given the new definition of the multiplication and addition operators, we define  $|\mathbf{W}|_0^{(k)} = |\mathbf{W}_0|^{(k-1)} \otimes |\mathbf{W}_0|$  in a recursive fashion, for any  $k \geq 1$ . Next, we connect the null hypothesis  $H_0(q_1, q_2)$  in (5) with the newly defined  $|\mathbf{W}_0|^{(k)}$ . Its proof is given in the appendix.

**Lemma 2.** *The null  $H_0(q_1, q_2)$  holds if and only if  $(|\mathbf{W}_0|^{(k)})_{q_2, q_1} = 0$  for any  $k = 1, \dots, d$ .*

Aggregating  $|\mathbf{W}_0|^{(k)}$  for all  $k$ -step paths,  $k = 1, \dots, d$ , leads to the following definition,

$$\mathbf{W}_0^* = |\mathbf{W}_0| \oplus |\mathbf{W}_0|^{(2)} \oplus \dots \oplus |\mathbf{W}_0|^{(d)}.$$

We next define two matrices  $\mathbf{B}_0$  and  $\mathbf{B}_0^*$  that are the binary versions of  $\mathbf{W}_0$  and  $\mathbf{W}_0^*$ ,

$$(\mathbf{B}_0)_{i,j} = \begin{cases} 1, & \text{if } W_{0,i,j} \neq 0, \\ 0, & \text{otherwise,} \end{cases} \quad \text{and} \quad \mathbf{B}_0^* = \mathbf{B}_0 \oplus \mathbf{B}_0^{(2)} \oplus \dots \oplus \mathbf{B}_0^{(d)}.$$

Then Lemma 2 immediately implies the next result.

**Corollary 1.** *The null  $H_0(q_1, q_2)$  holds if and only if  $(\mathbf{W}_0^*)_{q_2, q_1} = 0$ , or equivalently,  $(\mathbf{B}_0^*)_{q_2, q_1} = 0$ .*

Corollary 1 suggests some natural test statistic for our hypotheses. Again, let  $\widehat{\mathbf{W}}$  be some consistent estimator for  $\mathbf{W}_0$ , and let  $\widehat{\mathbf{W}}^* = |\widehat{\mathbf{W}}| \oplus |\widehat{\mathbf{W}}|^2 \oplus \dots \oplus |\widehat{\mathbf{W}}|^d$ . We further

define a thresholded binary version  $\widehat{\mathbf{B}}(c)$  and  $\widehat{\mathbf{B}}^*(c)$ , for a given thresholding value  $c$ , as,

$$\{\widehat{\mathbf{B}}(c)\}_{i,j} = \begin{cases} 1, & \text{if } |\widehat{W}_{i,j}| > c, \\ 0, & \text{otherwise,} \end{cases} \quad \text{and} \quad \widehat{\mathbf{B}}^*(c) = \widehat{\mathbf{B}}(c) \oplus \widehat{\mathbf{B}}^{(2)}(c) \oplus \dots \oplus \widehat{\mathbf{B}}^{(d)}(c). \quad (7)$$

In view of Corollary 1, we expect  $\widehat{\mathbf{W}}_{q_2, q_1}^*$  to be small under  $H_0(q_1, q_2)$ , and we reject  $H_0(q_1, q_2)$  when  $(\widehat{\mathbf{W}}^*)_{q_2, q_1} > c$  for some thresholding value  $c$ , or equivalently, when  $\{\widehat{\mathbf{B}}^*(c)\}_{q_2, q_1} = 1$ . We then build a test statistic based on  $\widehat{\mathbf{W}}^*$ .

Unlike the usual power of the matrix  $|\widehat{\mathbf{W}}|^k$ , the limiting distribution of  $\widehat{\mathbf{W}}^*$  based on the logic of Boolean matrices is more tractable. Specifically, under the null hypothesis  $H_0(q_1, q_2)$ , for any potential path  $X_{0, q_1} \rightarrow X_{0, j_1} \rightarrow \dots \rightarrow X_{0, j_k} \rightarrow X_{0, q_2}$ , such that

$$\widehat{W}_{j_1, q_1} \neq 0, \min_{t \in \{1, \dots, k-1\}} |\widehat{W}_{j_{t+1}, j_t}| \neq 0, \quad \text{and} \quad \widehat{W}_{q_2, j_k} \neq 0, \quad (8)$$

there exists some distinct integers  $\ell_1, \ell_2 \in \{q_1, j_1, \dots, j_k, q_2\}$  as functions of  $(q_1, \{j_t\}_{1 \leq t \leq k}, q_2)$ , such that  $W_{0, \ell_2, \ell_1} = 0$ . It then follows that,

$$\begin{aligned} \sqrt{n}(\widehat{\mathbf{W}}^*)_{q_2, q_1} &\leq \max_{\substack{k \in \{1, \dots, d\} \\ 1 \leq j_1, \dots, j_k \leq d+2}} \sqrt{n} |\widehat{W}_{\ell_2, \ell_1}| = \max_{\substack{k \in \{1, \dots, d\} \\ 0 \leq j_1, \dots, j_k \leq d+1}} \sqrt{n} |\widehat{W}_{\ell_2, \ell_1} - W_{0, \ell_2, \ell_1}| \\ &\leq \max_{\substack{k \in \{1, \dots, d\} \\ 0 \leq j_1, \dots, j_k \leq d+1}} \max_{\substack{0 \leq t \leq k \\ j_0 = q_1, j_{k+1} = q_2}} \sqrt{n} |\widehat{W}_{j_{t+1}, j_t} - W_{0, j_{t+1}, j_t}|, \end{aligned} \quad (9)$$

where the first maximum is taken over all such  $k$  and  $(j_1, \dots, j_k)$  that satisfy (8). When the nonzero entries of  $\sqrt{n}(\widehat{\mathbf{W}} - \mathbf{W}_0)$  are asymptotically normal, the right-hand-side of (9) converges in distribution to a maximum of some normal random variables in absolute values. Its  $\alpha$ th upper quantile can be consistently estimated via multiplier bootstrap. This forms the basis of our proposed testing procedure.

On the other hand, the test outlined above has some limitations. One is that this test can be conservative when  $\mathbf{W}_0$  is highly sparse but  $\widehat{\mathbf{W}}$  is not. Another limitation is that it requires the support of  $\mathbf{W}_0$  to be fixed. When this fixed support condition does not hold, it would lead to an inflated type-I error rate. To address these limitations, we next develop a testing procedure that couples such a test with screening and data sample splitting to enhance its power as well as to ensure its validity.

## 4 Testing Procedure

In this section, we first present our full testing procedure for inference of an individual mediator. We next describe in detail some major steps of this testing procedure. Finally, we present a multiple testing procedure for simultaneous inference of multivariate mediators with a proper FDR control. Given that our test is constructed based on the LOGic of booleAN matrices, we refer our testing method as LOGAN.

### 4.1 The complete algorithm

Let  $\mathbf{X}_1, \dots, \mathbf{X}_n$  denote i.i.d. copies of  $\mathbf{X}_0$ , generated according to model (1). Step 1 of our testing procedure is to divide the observed data into two equal halves  $\{\mathbf{X}_i\}_{i \in \mathcal{I}_1} \cup \{\mathbf{X}_i\}_{i \in \mathcal{I}_2}$ , where  $\mathcal{I}_\ell$  is the set of indices of subsamples,  $\ell = 1, 2$ . The purpose of such data splitting is to guarantee the validity of our test when coupled with a screening step. The use of data splitting ensures the resulting test achieves a valid type-I error rate under minimal conditions on the screening. This technique has been commonly used in statistical testing; see, e.g., Romano and DiCiccio (2019). A potential limitation of sample splitting is the loss of power due to the usage of only a fraction of data. To combat this issue, we construct two test statistics based on both halves of data, then combine them to derive the final decision rule. We show our test achieves a good power both asymptotically and numerically.

Step 2 is to compute an initial estimator  $\widetilde{\mathbf{W}}^{(\ell)}$  for  $\mathbf{W}_0$ , given each half of the data  $\{\mathbf{X}_i\}_{i \in \mathcal{I}_\ell}$ ,  $\ell = 1, 2$ . Several methods can be used here, e.g., Zheng et al. (2018); Yuan et al. (2019). We only require  $\widetilde{\mathbf{W}}^{(\ell)}$  to be consistent to  $\mathbf{W}_0$ . This requirement is considerably weaker than requiring  $\widetilde{\mathbf{W}}^{(\ell)}$  to be selection consistent; i.e.,  $\mathbb{I}(\widetilde{W}_{i,j}^{(l)} = 0) = \mathbb{I}(W_{0,i,j} = 0)$  for any  $i, j = 0, \dots, d+1$ , where  $\mathbb{I}(\cdot)$  is the indicator function. See Section 4.2 for more details.

Step 3 is to compute the binary matrix  $\widehat{\mathbf{B}}^{(\ell)}$  for  $\mathbf{B}_0$ , given the initial estimator  $\widetilde{\mathbf{W}}^{(\ell)}$ , using (7) with  $c = 0$ . This step is straightforward, and the main purpose is to allow the subsequent decorrelated estimation step to focus only on those nonzero elements in  $\widehat{\mathbf{B}}^{(\ell)}$ . It thus acts as a screening step, and in effect reduces the number of potential paths to a moderate level. As a benefit, it reduces the variance of the Boolean matrix-based test statistic, and increases the power of the test. See Section 4.3 for more details.

Step 4 is to compute a decorrelated estimator  $\widehat{\mathbf{W}}^{(\ell)}$  using a cross-fitting procedure. We use one set of samples  $\mathcal{I}_\ell$  to obtain the initial estimator  $\widetilde{\mathbf{W}}^{(\ell)}$  and the binary version  $\widehat{\mathbf{B}}^{(\ell)}$  to

---

**Algorithm 1** Testing procedure for inference of an individual mediator.

---

**Input:** The data  $\mathbf{X}_1, \dots, \mathbf{X}_n$ ,  $1 \leq q \leq d$ , and the significance level  $0 < \alpha < 1$ .

**Step 1.** Randomly divide  $\{1, 2, \dots, n\}$  into two disjoint subsets  $\mathcal{I}_1 \cup \mathcal{I}_2$  of equal sizes.

**Step 2.** Compute an initial estimator  $\widetilde{\mathbf{W}}^{(\ell)}$  for  $\mathbf{W}_0$ , given  $\{\mathbf{X}_i\}_{i \in \mathcal{I}_\ell}$ ,  $\ell = 1, 2$ .

**Step 3.** Compute the binary estimator  $\widehat{\mathbf{B}}^{(\ell)}$  for  $\mathbf{B}_0$ , given  $\widetilde{\mathbf{W}}^{(\ell)}$ ,  $\ell = 1, 2$ , which is to be used for screening and also ancestor estimation in the next step.

**Step 4.** Compute the decorrelated estimator  $\widehat{\mathbf{W}}^{(\ell)}$  for  $\mathbf{W}_0$ , given  $\widetilde{\mathbf{W}}^{(\ell)}$ ,  $\widehat{\mathbf{B}}^{(\ell)}$  and  $\{\mathbf{X}_i\}_{i \in \mathcal{I}_\ell}$ ,  $\ell = 1, 2$ .

(4a) Estimate the ancestors of  $X_{0,q}$ , for  $q = 1, \dots, d+1$ , by  $\text{ACT}(q, \widetilde{\mathbf{W}}^{(\ell)}) = \left\{ 1 \leq j \leq d : \{\widehat{\mathbf{B}}^{*(\ell)}\}_{q,j} \neq 0 \right\}$ , where  $\widehat{\mathbf{B}}^{*(\ell)} = |\widehat{\mathbf{B}}^{(\ell)}| \oplus |\widehat{\mathbf{B}}^{(\ell)}|^{(2)} \oplus \dots \oplus |\widehat{\mathbf{B}}^{(\ell)}|^{(d)}$ .

(4b) Update the  $j$ th row of  $\widetilde{\mathbf{W}}^{(\ell)}$ , for  $1 \leq j \leq d$ , by fitting a penalized regression with  $\{X_{i,j}\}_{i \in \mathcal{I}_\ell}$  being the response and  $\{X_{i,k}\}_{i \in \mathcal{I}_\ell, \widetilde{W}_{j,k}^{(\ell)} \neq 0}$  being the predictors. Denote the updated estimator as  $\overline{\mathbf{W}}^{(\ell)}$ .

(4c) Compute the decorrelated estimator  $\widehat{W}_{j_1, j_2}^{(\ell)}$ , for any  $(j_1, j_2)$  such that  $\widehat{B}_{j_1, j_2}^{(\ell)} \neq 0$ , given  $\{\mathbf{X}_i\}_{i \in \mathcal{I}_\ell^c}$ ,  $\text{ACT}(j_1, \widetilde{\mathbf{W}}^{(\ell)})$ ,  $\widehat{\mathbf{B}}^{(\ell)}$ , and  $\overline{\mathbf{W}}^{(\ell)}$ .

**Step 5.** Compute the critical values using the bootstrap procedure, given  $\widehat{\mathbf{W}}^{(\ell)}$ ,  $\widehat{\mathbf{B}}^{(\ell)}$ , and  $\{\mathbf{X}_i\}_{i \in \mathcal{I}_\ell}$ ,  $\ell = 1, 2$ .

(5a) Compute the critical value  $\widehat{c}^{(\ell)}(0, q)$  of  $\max_{(i,j) \in \mathcal{S}(0,q, \widehat{\mathbf{B}}^{(\ell)})} \sqrt{|\mathcal{I}_\ell^c|} |\widehat{W}_{i,j}^{(\ell)} - W_{0,i,j}^{(\ell)}|$  under the significance level  $\alpha/2$ ,  $\ell = 1, 2$ .

(5b) Compute the critical value  $\widehat{c}^{(\ell)}(q, d+1)$  of  $\max_{(i,j) \in \mathcal{S}(q,d+1, \widehat{\mathbf{B}}^{(\ell)})} \sqrt{|\mathcal{I}_\ell^c|} |\widehat{W}_{i,j}^{(\ell)} - W_{0,i,j}^{(\ell)}|$  under the significance level  $\alpha/2$ ,  $\ell = 1, 2$ .

**Output:** Decision.

(6a) Reject  $H_0(0, q)$  if  $\widehat{\mathbf{B}}_{q,0}^{*(\ell)} \{n^{-1/2} \widehat{c}(0, q)\} = 1$ . Denote this decision by  $\mathcal{D}^{(\ell)}(0, q)$ .

(6b) Reject  $H_0(q, d+1)$  if  $\widehat{\mathbf{B}}_{d+1,q}^{*(\ell)} \{n^{-1/2} \widehat{c}(q, d+1)\} = 1$ . Denote this decision by  $\mathcal{D}^{(\ell)}(q, d+1)$ .

(6c) Reject  $H_0(q)$  if both  $\mathcal{D}^{(\ell)}(0, q)$  and  $\mathcal{D}^{(\ell)}(q, d+1)$  reject, for at least one  $\ell = 1, 2$ .

---

screen out the zero entries, then use the other set of samples  $\mathcal{I}_\ell^c$  to compute the entries of the decorrelated estimator  $\widehat{\mathbf{W}}^{(\ell)}$ . This decorrelated estimation step is to reduce the bias of  $\widetilde{\mathbf{W}}^{(\ell)}$  under the setting of high-dimensional mediators. Moreover, it guarantees the entry of  $\widehat{\mathbf{W}}^{(\ell)}$ ,  $\widehat{W}_{j_1, j_2}^{(\ell)}$ , is  $\sqrt{n}$ -consistent and asymptotically normal. It adopts the debiasing idea that is commonly used for statistical inference of low-dimensional parameters in high-dimensional models (Zhang and Zhang, 2014; Ning and Liu, 2017). See Section 4.3 for more details.

Step 5 is to use a bootstrap-based procedure to compute the critical values. Let  $\widehat{\mathbf{W}}^{*(\ell)} = |\widehat{\mathbf{W}}^{(\ell)}| \oplus |\widehat{\mathbf{W}}^{(\ell)}|^{(2)} \oplus \dots \oplus |\widehat{\mathbf{W}}^{(\ell)}|^{(d)}$ . Similar to (9), we have

$$\sqrt{|\mathcal{I}_\ell^c|} (\widehat{\mathbf{W}}^{*(\ell)})_{q_2, q_1} \leq \max_{\substack{k \in \{1, \dots, d\} \\ 0 \leq j_1, \dots, j_k \leq d+1}} \max_{\substack{0 \leq t \leq k \\ j_0 = q_1, j_{k+1} = q_2}} \sqrt{|\mathcal{I}_\ell^c|} |\widehat{W}_{j_{t+1}, j_t}^{(\ell)} - W_{0, j_{t+1}, j_t}^{(\ell)}|.$$

When  $\widehat{W}_{j_{t+1}, j_t}^{(\ell)}$  is nonzero, the mediators  $j_t$  and  $j_{t+1}$  satisfy that  $j_t \in \text{ACT}(q_2, \widehat{\mathbf{B}}^{(\ell)})$ ,  $j_{t+1} \in \text{ACT}(q_2, \widehat{\mathbf{B}}^{(\ell)}) \cup \{q_2\}$ ,  $q_1 \in \text{ACT}(j_t, \widehat{\mathbf{B}}^{(\ell)}) \cup \{j_t\}$ ,  $q_1 \in \text{ACT}(j_t, \widehat{\mathbf{B}}^{(\ell)})$  and  $\widehat{B}_{j_{t+1}, j_t}^{(\ell)} = 1$ . It follows from (9) that

$$\sqrt{|\mathcal{I}_\ell^c|} (\widehat{\mathbf{W}}^{*(\ell)})_{q_1, q_2} \leq \max_{(i, j) \in \mathcal{S}(q_1, q_2, \widehat{\mathbf{B}}^{(\ell)})} \sqrt{|\mathcal{I}_\ell^c|} |\widehat{W}_{i, j}^{(\ell)} - W_{0, i, j}|, \quad (10)$$

where

$$\begin{aligned} \mathcal{S}(q_1, q_2, \widehat{\mathbf{B}}^{(\ell)}) = & \left\{ (i, j) : j \in \text{ACT}(q_2, \widehat{\mathbf{B}}^{(\ell)}), i \in \text{ACT}(q_2, \widehat{\mathbf{B}}^{(\ell)}) \cup \{q_2\}, q_1 \in \text{ACT}(j, \widehat{\mathbf{B}}^{(\ell)}), \right. \\ & \left. \text{or } j = q_1, q_1 \in \text{ACT}(i, \widehat{\mathbf{B}}^{(\ell)}), \{\widehat{\mathbf{B}}^{(\ell)}\}_{i, j} \neq 0 \right\}, \end{aligned}$$

Here  $\mathcal{S}(q_1, q_2, \widehat{\mathbf{B}}^{(\ell)})$  denotes the set of indices such that  $\{\widehat{\mathbf{W}}^{*(\ell)}\}_{q_1, q_2}$  depends on  $\widehat{\mathbf{W}}^{(\ell)}$  only through its entries in  $\mathcal{S}(q_1, q_2, \widehat{\mathbf{B}}^{(\ell)})$ . Then, based on (10), we use bootstrap to obtain the critical values of

$$\max_{(j_1, j_2) \in \mathcal{S}(0, q, \widehat{\mathbf{B}}^{(\ell)})} \sqrt{|\mathcal{I}_\ell^c|} |\widehat{W}_{j_1, j_2}^{(\ell)} - W_{0, j_1, j_2}^{(\ell)}| \quad \text{and} \quad \max_{(j_1, j_2) \in \mathcal{S}(q, d+1, \widehat{\mathbf{B}}^{(\ell)})} \sqrt{|\mathcal{I}_\ell^c|} |\widehat{W}_{j_1, j_2}^{(\ell)} - W_{0, j_1, j_2}^{(\ell)}|,$$

under the significance level  $\alpha/2$ . Denote the two critical values by  $\widehat{c}^{(\ell)}(0, q)$  and  $\widehat{c}^{(\ell)}(q, d+1)$ , respectively. See Section 4.4 for more details.

Once obtaining the critical values, we reject  $H_0(0, q)$  if  $\widehat{\mathbf{B}}_{q, 0}^{*(\ell)} \{|\mathcal{I}_\ell^c|^{-1/2} \widehat{c}^{(\ell)}(0, q)\} = 1$ , and reject  $H_0(q, d+1)$  if  $\widehat{\mathbf{B}}_{d+1, q}^{*(\ell)} \{|\mathcal{I}_\ell^c|^{-1/2} \widehat{c}^{(\ell)}(q, d+1)\} = 1$ . We reject the null  $H_0(q)$  when  $H_0(0, q)$  and  $H_0(q, d+1)$  are both rejected. Note that, for each half of the data  $\ell = 1, 2$ , we have made a decision  $\mathcal{D}^{(\ell)}$  regarding  $H_0(q)$ . Finally, we reject  $H_0(q)$  when either  $\mathcal{D}^{(1)}$  or  $\mathcal{D}^{(2)}$  decides to reject. By Bonferroni's inequality, this yields a valid  $\alpha$ -level test.

We summarize the full testing procedure in Algorithm 1.

## 4.2 Initial DAG estimator

There are multiple estimation methods available to produce an initial estimator for  $\mathbf{W}_0$ . We employ the method of Zheng et al. (2018) in our implementation; i.e., we seek

$$\widetilde{\mathbf{W}}^{(\ell)} = \arg \min_{\mathbf{W} \in \mathbb{R}^{(d+2) \times (d+2)}} \sum_{i \in \mathcal{I}_\ell} \|\widetilde{\mathbf{X}}_i - \mathbf{W} \widetilde{\mathbf{X}}_i\|_2^2 + \lambda |\mathcal{I}_\ell| \sum_{i,j} |W_{i,j}| \quad \text{subject to } \mathbb{G}(\mathbf{W}) \in \text{DAGs},$$

for some regularization parameter  $\lambda > 0$ , where  $\mathbb{G}$  denotes the graph induced by  $\mathbf{W}$ ,  $\widetilde{\mathbf{X}}_i = \mathbf{X}_i - \widehat{\boldsymbol{\mu}}$  is the centered covariate,  $\widehat{\boldsymbol{\mu}} = \sum_{i=1}^n \mathbf{X}_i/n$ , and  $|\mathcal{I}_\ell|$  is the number of data samples in the data split  $\mathcal{I}_\ell$ . This optimization problem is challenging to solve due to the fact that the search space of DAGs scales super-exponentially with the dimension  $d$ . To resolve this issue, Zheng et al. (2018) proposed a novel characterization of the acyclic constraint, by showing that the DAG constraint can be represented by  $\text{trace}\{\exp(\mathbf{W} \circ \mathbf{W})\} = d+2$ , where  $\circ$  denotes the Hadamard product,  $\exp(\mathbf{A})$  is the matrix exponential of  $\mathbf{A}$ , and  $\text{trace}(\mathbf{A})$  is the trace of  $\mathbf{A}$ . Then the above optimization problem becomes

$$\begin{aligned} \widetilde{\mathbf{W}}^{(\ell)} = \arg \min_{\mathbf{W} \in \mathbb{R}^{(d+2) \times (d+2)}} & \sum_{i \in \mathcal{I}_\ell} \|\widetilde{\mathbf{X}}_i - \mathbf{W} \widetilde{\mathbf{X}}_i\|_2^2 + \lambda |\mathcal{I}_\ell| \sum_{i,j} |W_{i,j}| \\ & \text{subject to } \text{trace}\{\exp(\mathbf{W} \circ \mathbf{W})\} = d+2. \end{aligned} \quad (11)$$

Zheng et al. (2018) proposed an efficient algorithm based on the augmented Lagrangian method (Nemirovski, 1999) to solve (11). After obtaining  $\widetilde{\mathbf{W}}^{(\ell)}$ , we set the elements in its first row and last column to zero, following Condition (A2).

There are other methods to estimate  $\mathbf{W}_0$ , for instance, the recent proposal by Yuan et al. (2019). We only require the initial estimator  $\widehat{\mathbf{W}}_0$  to be a consistent estimator of  $\mathbf{W}_0$ , which is much weaker than the requirement of the test of Chakraborty et al. (2018) that the DAG estimator has to be selection consistent.

## 4.3 Screening and debiasing

Given the initial estimator  $\widetilde{\mathbf{W}}^{(\ell)}$ , we next compute the binary estimator  $\widehat{\mathbf{B}}^{(\ell)}$  for  $\mathbf{B}_0$  using (7) with  $c = 0$ . We then use the nonzero entries of  $\widehat{\mathbf{B}}^{(\ell)}$  to determine the support of the decorrelated estimator  $\widehat{\mathbf{W}}^{(\ell)}$  in the subsequent step of decorrelated estimation. As such, it serves as a screening step, and allows us to reduce the number of potential paths to a moderate level. As shown in (10), the decorrelated estimator  $(\widehat{\mathbf{W}}^{*(\ell)})_{q_1, q_2}$  depends on  $\widehat{\mathbf{W}}^{(\ell)}$

only through its entries in  $\mathcal{S}(q_1, q_2, \widehat{\mathbf{B}}^{(\ell)})$ . Consequently, the screening through  $\widehat{\mathbf{B}}^{(\ell)}$  reduces the variance of  $(\widehat{\mathbf{W}}^{*(\ell)})_{q_1, q_2}$ , which in turn leads to an increased power for our test.

Next, we employ the decorrelated estimation idea of Ning and Liu (2017) to compute a decorrelated estimator  $\widetilde{\mathbf{W}}^{(\ell)}$  to reduce the bias of the initial estimator  $\widehat{\mathbf{W}}^{(\ell)}$  obtained from (11). Because of the presence of the regularization term in (11) for high-dimensional mediators, the initial estimator  $\widehat{\mathbf{W}}^{(\ell)}$  may suffer from a large bias and does not have a tractable limiting distribution. To address this issue, we refit  $W_{0,j_1,j_2}$  for any  $(j_1, j_2)$  such that  $\widehat{B}_{j_1,j_2}^{(\ell)} \neq 0$ , by constructing an estimating equation based on a decorrelated score function. This effectively alleviates the bias, and the resulting decorrelated estimator  $\widehat{W}_{j_1,j_2}^{(\ell)}$  is both  $\sqrt{n}$ -consistent and asymptotically normal.

More specifically, after some calculations, we have that,

$$\begin{aligned} & \mathbb{E} \left( X_{0,j_1} - \sum_{j \neq j_2} W_{0,j_1,j} X_{0,j} \right) \left( X_{0,j_2} - \mathbb{E} [X_{0,j_2} | \{X_{0,j}\}_{j \in \text{ACT}(j_2, \mathbf{w}_0)}] \right) \\ &= W_{0,j_1,j_2} \mathbb{E} \left\{ X_{0,j_2} \left( X_{0,j_2} - \mathbb{E} [X_{0,j_2} | \{X_{0,j}\}_{j \in \text{ACT}(j_2, \mathbf{w}_0)}] \right) \right\}, \end{aligned} \quad (12)$$

which is the estimating equation to construct our decorrelated estimator  $\widehat{W}_{0,j_1,j_2}$ . Toward that end, we need to estimate  $\mathbb{E} [X_{0,j_2} | \{X_{0,j}\}_{j \in \text{ACT}(j_2, \mathbf{w}_0)}]$  and  $\{W_{0,j_1,j} : j \neq j_2\}$ .

To estimate  $\mathbb{E} [X_{0,j_2} | \{X_{0,j}\}_{j \in \text{ACT}(j_2, \mathbf{w}_0)}]$ , we first estimate the set of ancestors of the  $j$ th node  $\text{ACT}(j_2, \mathbf{w}_0)$  by  $\text{ACT}(j_2, \widetilde{\mathbf{W}}^{(\ell)}) = \{1 \leq j_2 \leq d : (\widetilde{\mathbf{W}}^{*(\ell)})_{j_2,j} \neq 0\}$ , for  $j_2 = 1, \dots, d+1$ , where  $\widetilde{\mathbf{W}}^{*(\ell)} = |\widetilde{\mathbf{W}}^{(\ell)}| \oplus |\widetilde{\mathbf{W}}^{(\ell)}|^{(2)} \oplus \dots \oplus |\widetilde{\mathbf{W}}^{(\ell)}|^{(d)}$ . We also note that, when estimating the ancestors, we always include the exposure variable  $X_{0,0}$  in the set of ancestors, and we always include all mediators when estimating the ancestors of the response variable  $X_{0,d+1}$ . Next, we approximate  $\mathbb{E} [X_{0,j_2} | \{X_{0,j}\}_{j \in \text{ACT}(j_2, \widetilde{\mathbf{W}}^{(\ell)})}]$  using a linear regression model, where the regression coefficients are estimated by,

$$\widehat{\beta}_{j_1,j_2}^{(\ell)} = \arg \min_{\beta: \beta_{j_2}=0} \left\{ \frac{1}{|\mathcal{I}_\ell^c|} \sum_{i \in \mathcal{I}_\ell^c} \left( \widetilde{X}_{i,j_2} - \beta^\top \widetilde{\mathbf{X}}_i \right)^2 + \sum_{\substack{k: k \neq j_2, \\ k \in \text{ACT}(j_1, \widetilde{\mathbf{W}}^{(\ell)})}} p\lambda(|\beta_k|) \right\}, \quad (13)$$

where  $\text{supp}(\beta)$  denotes the support of  $\beta \in \mathbb{R}^{d+2}$ , and the regression fitting is done based on the complement set of samples  $\mathcal{I}_\ell^c$ . We choose the MCP penalty function (Zhang, 2010) and tune the penalty parameter by the Bayesian information criterion in our implementation.



Alternatively, we can use LASSO (Tibshirani, 1996), SCAD (Fan and Li, 2001), or Dantzig selector (Candes and Tao, 2007) in (13). It is crucial to note that, the resulting estimator is  $\sqrt{n}$ -consistent regardless of whether the linear model approximation holds or not.

To estimate  $\{W_{0,j_1,j} : j \neq j_2\}$ , we employ a refined version of the initial estimator  $\widetilde{\mathbf{W}}^{(\ell)}$ . That is, we update the  $j$ th row of  $\widetilde{\mathbf{W}}^{(\ell)}$ ,  $j = 1, \dots, d$ , by fitting a penalized regression with  $\{X_{i,j}\}_{i \in \mathcal{I}_\ell}$  being the response and  $\{X_{i,k}\}_{i \in \mathcal{I}_\ell, \widetilde{W}_{j,k}^{(\ell)} \neq 0}$  being the predictors. We again use the MCP penalty, while other penalty functions are equally applicable. Denote the resulting refined estimator by  $\overline{\mathbf{W}}^{(\ell)}$ . The purpose of this refitting is to improve the estimation efficiency of the initial estimator  $\widetilde{\mathbf{W}}^{(\ell)}$ . In our numerical experiments, we find  $\overline{\mathbf{W}}^{(\ell)}$  usually converges faster than  $\widetilde{\mathbf{W}}^{(\ell)}$  to the truth.

Built on the above estimators and the estimating equation (12), we debias  $\widetilde{W}_{j_1,j_2}^{(\ell)}$  using the other half of the data  $\{\mathbf{X}_i\}_{i \in \mathcal{I}_\ell^c}$ , for any entry such that  $\widehat{B}_{j_1,j_2}^{(\ell)} \neq 0$ , by

$$\widehat{W}_{j_1,j_2}^{(\ell)} = \frac{\sum_{i \in \mathcal{I}_\ell^c} \left( \widetilde{X}_{i,j_2} - \widehat{\beta}_{j_1,j_2}^{(\ell)\top} \widetilde{\mathbf{X}}_i \right) \left( \widetilde{X}_{i,j_1} - \sum_{j \neq j_2} \widetilde{X}_{i,j} \overline{W}_{j_1,j}^{(\ell)} \right)}{\sum_{i \in \mathcal{I}_\ell^c} \widetilde{X}_{i,j_2} \left( \widetilde{X}_{i,j_2} - \widehat{\beta}_{j_1,j_2}^{(\ell)\top} \widetilde{\mathbf{X}}_i \right)}. \quad (14)$$

We remark that, we have used the cross-fitting strategy in both the estimation of  $\widehat{\beta}_{j_1,j_2}^{(\ell)}$  in (13), and in the decorrelated estimation of  $\widehat{W}_{j_1,j_2}^{(\ell)}$  in (14). This strategy guarantees each entry of the decorrelated estimator  $\widehat{\mathbf{W}}^{(\ell)}$  is asymptotically normal, regardless of whether the initial estimator  $\widetilde{\mathbf{W}}^{(\ell)}$  is selection consistent or not.

#### 4.4 Bootstrap for critical values

We next develop a multiplier bootstrap method to obtain the critical values. Denote the maximum-type quantity on the right-hand-side of (10) as  $\widehat{S}^{(\ell)} = \max_{(j_1,j_2) \in \mathcal{S}(q_1,q_2,\widehat{\mathbf{B}}^{(\ell)})} \sqrt{|\mathcal{I}_\ell^c|} |\widehat{W}_{j_1,j_2}^{(\ell)} - W_{0,j_1,j_2}|$ . We aim to approximate its limiting distribution. A key observation is that  $\sqrt{|\mathcal{I}_\ell^c|}(\widehat{W}_{j_1,j_2}^{(\ell)} - W_{0,j_1,j_2})$  is asymptotically normal. Therefore,  $\widehat{S}^{(\ell)}$  is to converge to a maximum of normal random variables in absolute values. Its quantile can then be consistently estimated by a multiplier bootstrap method (Chernozhukov et al., 2013). We present the full bootstrap procedure in Algorithm 2, then detail the main steps.

---

**Algorithm 2** Bootstrap procedure to obtain the critical values.

---

**Input:** The data  $\{\mathbf{X}_i : i \in \mathcal{I}_\ell^{(c)}\}$ , the significance level  $\alpha$ , the variance estimator  $\widehat{\sigma}_*^2$ , the number of bootstrap samples  $m$ , the estimator  $\widehat{\boldsymbol{\beta}}^{(\ell)}(j_1, j_2)$  from (13), and the set  $\mathcal{S}(q_1, q_2, \widehat{\mathbf{B}}^{(\ell)})$ .

**Step 1.** Generate i.i.d. standard normal random variables  $\{e_{i,j}^{(b)}\}_{i,j}, b = 1, 2, \dots, m$ .

**Step 2.** Compute  $\eta_{j_1, j_2}^{(\ell, b)*}$  according to (16), with  $e_{i, j_1}$  replaced by  $e_{i, j_1}^{(b)}$ , and

$$T^{(\ell, b)}(q_1, q_2) = \max_{(j_1, j_2) \in \mathcal{S}(q_1, q_2, \widehat{\mathbf{B}}^{(\ell)})} |\eta_{j_1, j_2}^{(\ell, b)*}|, \quad b = 1, 2, \dots, m.$$

**Output:** The empirical upper  $\alpha$ th quantile of  $\{T^{(\ell, b)}(q_1, q_2) : b = 1, \dots, m\}$ .

---

We first observe that  $\sqrt{|\mathcal{I}_\ell^c|}(\widehat{W}_{j_1, j_2}^{(\ell)} - W_{0, j_1, j_2})$  is asymptotically equivalent to

$$\eta_{j_1, j_2}^{(\ell)} = \frac{\sqrt{|\mathcal{I}_\ell^c|} \sum_{i \in \mathcal{I}_\ell^c} \left\{ \widetilde{X}_{i, j_2} - \widehat{\boldsymbol{\beta}}^{(\ell)\top}(j_1, j_2) \widetilde{\mathbf{X}}_i \right\} \varepsilon_{i, j_1}}{\sum_{i \in \mathcal{I}_\ell^c} \widetilde{X}_{i, j_2} \left\{ \widetilde{X}_{i, j_2} - \widehat{\boldsymbol{\beta}}^{(\ell)\top}(j_1, j_2) \widetilde{\mathbf{X}}_i \right\}}. \quad (15)$$

Correspondingly,  $\widehat{S}^{(\ell)} = \max_{(j_1, j_2) \in \mathcal{S}(q_1, q_2, \widehat{\mathbf{B}}^{(\ell)})} |\eta_{j_1, j_2}^{(\ell)}| + o_p(1)$ , for any  $q_1 \in \{0, 1, \dots, d\}$  and  $q_2 \in \{1, \dots, d+1\}$ . Conditional on  $\{X_{i,j} : i \in \mathcal{I}_\ell^c, j \in \text{ACT}(j_1, \widetilde{\mathbf{W}}^{(\ell)})\}$ ,  $\eta_{j_1, j_2}^{(\ell)}$  corresponds to a sum of independent mean zero random variables, and is asymptotically normal. A rigorous proof is given in Step 1 of the proof of Theorem 1 in the supplementary appendix. This implies that  $\sqrt{|\mathcal{I}_\ell^c|}(\widehat{W}_{j_1, j_2}^{(\ell)} - W_{0, j_1, j_2})$  is asymptotically normal. Therefore,  $\max_{(j_1, j_2) \in \mathcal{S}(q_1, q_2, \widehat{\mathbf{B}}^{(\ell)})} |\eta_{j_1, j_2}^{(\ell)}|$  is to converge in distribution to a maximum of normal random variables in absolute values. Then the idea is to generate the bootstrap samples by replacing the residual term  $\widetilde{X}_{i, j_1} - \sum_j \widetilde{X}_{i, j} \widetilde{W}_{i, j}^{(\ell)}$  in (14) with i.i.d. normal noises, and the limiting distribution of  $\widehat{S}^{(\ell)}$  can be well approximated by the conditional distribution of the bootstrap samples given the data.

More specifically,  $\eta_{j_1, j_2}^{(\ell)}$  in (15) can be well approximated by

$$\eta_{j_1, j_2}^{*(\ell)} = \frac{\sqrt{|\mathcal{I}_\ell^c|} \sum_{i \in \mathcal{I}_\ell^c} \left\{ \widetilde{X}_{i, j_2} - \widehat{\boldsymbol{\beta}}^{(\ell)\top}(j_1, j_2) \widetilde{\mathbf{X}}_i \right\} e_{i, j_1} \widehat{\sigma}_*}{\sum_{i \in \mathcal{I}_\ell^c} \widetilde{X}_{i, j_2} \left\{ \widetilde{X}_{i, j_2} - \widehat{\boldsymbol{\beta}}^{(\ell)\top}(j_1, j_2) \widetilde{\mathbf{X}}_i \right\}}, \quad (16)$$

where  $\{e_{i,j} : 1 \leq i \leq n, 0 \leq j \leq d+1\}$  are i.i.d. standard normally distributed errors, and are independent of the data, and  $\hat{\sigma}_*$  is some consistent estimator of  $\sigma_*$ . Both  $\eta_{j_1, j_2}^{(\ell)}$  and  $\eta_{j_1, j_2}^{*(\ell)}$  have zero mean. Moreover, their conditional covariances are asymptotically equivalent. A formal justification of the proposed bootstrap method is given in Step 3 of the proof of Theorem 1 in the Appendix.

Finally, we propose to estimate  $\sigma_*^2$  using cross-validation; i.e.,

$$\hat{\sigma}_*^2 = \frac{1}{2n(d+2)} \sum_{\ell \in \{1,2\}} \sum_{i \in \mathcal{I}_\ell^c} \|\mathbf{X}_i - \bar{\mathbf{W}}^{(\ell)} \mathbf{X}_i\|_2^2.$$

We note that, the estimation of  $\hat{\sigma}_*^2$  utilizes sample splitting again, which alleviates potential bias of the variance estimator resulting from the high correlations between the noises and mediators in the high-dimensional setting (Fan and Lv, 2008). Lemma 3 in Section S2 of the supplementary appendix shows that  $\hat{\sigma}_*^2$  is a consistent estimator of  $\sigma_*^2$ .

## 4.5 False discovery rate control

We next present a multiple testing procedure for simultaneous inference of multivariate mediators with a proper FDR control. It consists of four steps. First, we compute the  $p$ -values of testing  $H_0(0, q)$  and  $H_0(q, d+1)$  for  $q = 1, 2, \dots, d$ . Next, we adopt the ScreenMin procedure proposed by Djordjilović et al. (2019) to screen and select an initial set of important mediators based on some pairwise minimum  $p$ -values. Then, we order those mediators based on some pairwise maximum  $p$ -values. Finally, we apply the Benjamini-Hochberg procedure to the ordered mediators to obtain the final set of important mediators. We present the full multiple testing procedure in Algorithm 3, then detail the main steps.

Let  $\mathcal{N}$  be the set of unimportant mediators and  $\mathcal{H}$  be the set of our selected mediators. The FDR is defined as the expected proportion of falsely selected mediators, i.e.,  $\text{FDR}(\mathcal{H}) = \mathbb{E}\{|\mathcal{N} \cup \mathcal{H}| / \max(1, |\mathcal{H}|)\}$ . First, we compute the  $p$ -values of testing the hypothesis  $H_0(q_1, q_2)$ , for  $q_1 = 0, \dots, d, q_2 = 1, \dots, d+1$ , for each half of the data. Specifically, we compute the decorrelated estimator  $\widehat{\mathbf{W}}^{(\ell)}$  in Step 4 of Algorithm 1, and  $\widehat{\mathbf{W}}^{*(\ell)} = |\widehat{\mathbf{W}}^{(\ell)}| \oplus |\widehat{\mathbf{W}}^{(\ell)(2)}| \oplus \dots \oplus |\widehat{\mathbf{W}}^{(\ell)(d)}|$ . We next compute  $T^{(\ell, b)}(q_1, q_2)$ ,  $b = 1, \dots, m$ , in Step 2 of Algorithm 2. Then the  $p$ -value of testing  $H_0(q_1, q_2)$  in (5) is

$$\hat{p}^{(\ell)}(q_1, q_2) = \frac{1}{m} \sum_{b=1}^m \mathbb{I} \left\{ T^{(\ell, b)}(q_1, q_2) \geq \sqrt{\mathcal{I}_\ell^c}(\widehat{\mathbf{W}}^{*(\ell)})_{q_2, q_1} \right\}. \quad (17)$$

---

**Algorithm 3** Multiple testing procedure for inference of multivariate mediators.

---

**Input:** The significance level  $\alpha$ , and the thresholding values  $0 < c^{(1)}, c^{(2)} < 1$ .

**Step 1.** Compute the  $p$ -values of testing the null hypothesis  $H_0(q_1, q_2)$  for  $q_1 = 0, \dots, d, q_2 = 1, \dots, d+1$  using (17) for each half of the data,  $\ell = 1, 2$ .

**Step 2.** Screening based on the pairwise minimum  $p$ -values,  $\hat{p}_{\min}^{(\ell)}(q) = \min \{\hat{p}^{(\ell)}(0, q), \hat{p}^{(\ell)}(q, d+1)\}$ . Let  $\mathcal{H}_0^{(\ell)} = \{1 \leq q \leq d : \hat{p}_{\min}^{(\ell)}(q) \leq c^{(\ell)}\}$  denote the set of the initially selected mediators,  $\ell = 1, 2$ .

**Step 3.** Order by the pairwise maximum  $p$ -values,  $\hat{p}_{\max}^{(\ell)}(q) = \max \{\hat{p}^{(\ell)}(0, q), \hat{p}^{(\ell)}(q, d+1)\}$ , for those mediators in  $\mathcal{H}_0^{(\ell)}$ , as  $\hat{p}_{(1)}^{(\ell)} \leq \hat{p}_{(2)}^{(\ell)} \leq \dots \leq \hat{p}_{(|\mathcal{H}_0^{(\ell)}|)}^{(\ell)}$ .

**Step 4.** Select  $h^{(\ell)}$  mediators in  $\mathcal{H}_0^{(\ell)}$  with the smallest  $p$ -values, where  $h^{(\ell)}$  is computed using (18). Let  $\mathcal{H}^{(\ell)}$  denote the set of selected mediators,  $\ell = 1, 2$ .

**Output:**  $\mathcal{H} = \mathcal{H}^{(1)} \cup \mathcal{H}^{(2)}$ .

---

Correspondingly, the  $p$ -values of testing  $H_0(0, q)$  and  $H_0(q, d+1)$  are given by  $\hat{p}^{(\ell)}(0, q)$  and  $\hat{p}^{(\ell)}(q, d+1)$ , respectively.

Next, we adopt and extend the ScreenMin procedure proposed by Djordjilović et al. (2019) to our setting. We begin by computing the pairwise minimum  $p$ -values,  $\hat{p}_{\min}^{(\ell)}(q) = \min \{\hat{p}^{(\ell)}(0, q), \hat{p}^{(\ell)}(q, d+1)\}$ . We then screen and select those mediators whose corresponding  $\hat{p}_{\min}^{(\ell)}(q)$  is smaller than a thresholding value  $c^{(\ell)}$ . The threshold  $c^{(\ell)}$  is determined based on the adaptive procedure developed by Djordjilović et al. (2019), i.e.,  $c^{(\ell)} = \max \{c \in (\alpha/d, \dots, \alpha/2, \alpha) : c|\mathcal{H}_0^{(\ell)}(c)| \leq \alpha\}$ , where  $\mathcal{H}_0^{(\ell)}(c)$  denotes the set of prescreened mediators when the threshold value is  $c$ . Djordjilović et al. (2019) showed such a thresholding value approximately maximizes the power to reject false union hypotheses. It also works well in our numerical studies. Denote the resulting set of important mediators by the ScreenMin procedure as  $\mathcal{H}_0^{(\ell)}$ .

Next, we compute the pairwise maximum  $p$ -value, which is also the  $p$ -value of testing the significance of an individual mediator  $H_0(q)$  in our setting,  $\hat{p}_{\max}^{(\ell)}(q) = \max \{\hat{p}^{(\ell)}(0, q), \hat{p}^{(\ell)}(q, d+1)\}$ . We order the mediators in  $\mathcal{H}_0^{(\ell)}$  according to  $\hat{p}_{\max}^{(\ell)}(q)$ .

Finally, we apply the Benjamini-Hochberg procedure to the ordered mediators, and select  $h^{(\ell)}$  mediators with the smallest  $p$ -values, where

$$h^{(\ell)} = \max \left\{ i : \hat{p}_{(i)}^{(\ell)} \leq \frac{i\alpha}{2|\mathcal{H}_0^{(\ell)}| \sum_{j=1}^{|\mathcal{H}_0^{(\ell)}|} j^{-1}} \right\}. \quad (18)$$

Letting  $\mathcal{H}^{(\ell)}$  denote the selected important mediators for each half of the data,  $\ell = 1, 2$ , respectively. We set the final set of selected mediators as  $\mathcal{H} = \mathcal{H}^{(1)} \cup \mathcal{H}^{(2)}$ .

## 5 Theory

In this section, we first establish the consistency of our test for each individual mediator, by deriving the asymptotic size and power. We then show that the multiple testing procedure achieves a valid FDR control. Finally, as a by-product, we derive an oracle inequality for the estimator  $\widetilde{\mathbf{W}}^{(\ell)}$  computed from (11) using the method of Zheng et al. (2018). We present the regularity conditions (A4) to (A7) and their discussions in Section S1 of the appendix.

### 5.1 Consistency and FDR control

Theorem 1 states the validity of our test. Theorem 2 establishes its local power property. Combining these two theorems yields the consistency of our test for a single mediator.

**Theorem 1.** *Suppose (A1) to (A5) hold. Suppose  $d = O(n^{\kappa_1})$  for some constant  $\kappa_1 < 1$ , and  $\|\mathbf{W}_0\|_2$  is bounded. Then for a significance level  $0 < \alpha < 1$ , and any mediator  $q = 1, \dots, d$ , the proposed test in Algorithm 1 satisfies that*

$$\Pr\left\{H_0(q) \text{ is rejected} \mid H_0(q) \text{ holds}\right\} \leq \alpha + o(1).$$

Next, for any directed path  $\zeta: X_{0,0} \rightarrow X_{0,i_1} \rightarrow \dots \rightarrow X_{0,i_k} \rightarrow X_{0,d+1}$ , define  $\omega_\zeta^*$  as the minimum signal strength along this path,

$$\omega_\zeta^* = \min \left\{ |W_{0,i_1,0}|, \min_{j \in \{1, \dots, k-1\}} |W_{0,i_{j+1},i_j}|, |W_{0,d+1,i_k}| \right\}.$$

Under the alternative hypothesis  $H_1(q)$ , there exists at least one path  $\zeta$  that passes through  $X_{0,q}$  such that  $\omega_\zeta^* > 0$ . Let  $s_0 = \max_j |\text{supp}(\mathbf{W}_{0,j})|$  denotes the maximum sparsity size. We next establish the local power property of our test.

**Theorem 2.** *Suppose the conditions in Theorem 1 hold. Suppose (A6) and (A7) hold,  $s_0$  is bounded, and  $\lambda = \kappa_2 n^{-1/2} \sqrt{\log n}$  for some sufficiently large constant  $\kappa_2 > 0$ . Suppose there exists one path  $\zeta: X_{0,i_0} = X_{0,0} \rightarrow X_{0,i_1} \rightarrow \dots \rightarrow X_{0,i_k} \rightarrow X_{0,i_{k+1}} = X_{0,d+1}$  that passes through  $X_{0,q}$  such that  $\omega_\zeta^* \gg n^{-1/2} \sqrt{\log n}$  with probability approaching one under  $H_1(q)$ . Then the proposed test in Algorithm 1 satisfies that,*

$$\Pr\left\{H_0(q) \text{ is rejected} \mid H_1(q) \text{ holds}\right\} \rightarrow 1, \quad \text{as } n \rightarrow \infty.$$

Note that we require  $\omega_\zeta^* \gg n^{-1/2}\sqrt{\log n}$  for some  $\zeta$  in Theorem 2. Consequently, our test is consistent against some local alternatives that are  $\sqrt{n}$ -consistent to the null up to some logarithmic term. Conditions on  $\lambda$ , together with (A6) and (A7), are used to establish the statistical properties of the initial estimator  $\widetilde{\mathbf{W}}^{(\ell)}$ , as shown in Proposition 1.

Next, we show that our multiple testing procedure achieves a valid FDR control. Note that we use a union-intersection principle to construct the  $p$ -value for  $H_0(q)$ . The key idea of the ScreenMin procedure of Djordjilović et al. (2019) lies in exploiting the independence between the two  $p$ -values  $\widehat{p}^{(\ell)}(0, q)$  and  $\widehat{p}^{(\ell)}(q, d+1)$ . In our setting, these  $p$ -values are actually asymptotically independent. We thus have the following result.

**Theorem 3.** *Suppose the conditions in Theorem 1 hold. Then the set of selected mediators  $\mathcal{H}$  in Algorithm 3 satisfies that  $FDR(\mathcal{H}) \leq \alpha + o(1)$ .*

## 5.2 Oracle inequality for the initial DAG estimator

As a by-product, we establish the oracle inequality for the estimator of Zheng et al. (2018). We first introduce the oracle estimator. For a given ordering  $\pi = \{\pi_0, \pi_1, \dots, \pi_{d+1}\}$ , consider the estimator  $\widetilde{\mathbf{W}}^{(\ell)}(\pi) = \left\{ \widetilde{\mathbf{W}}_0^{(\ell)\top}(\pi), \widetilde{\mathbf{W}}_1^{(\ell)\top}(\pi), \dots, \widetilde{\mathbf{W}}_{d+1}^{(\ell)\top}(\pi) \right\}^\top$  where

$$\widetilde{\mathbf{W}}_{\pi_j}^{(\ell)}(\pi) = \arg \min_{\boldsymbol{\beta}: \text{supp}(\boldsymbol{\beta}) \in \{\pi_0, \pi_1, \dots, \pi_{j-1}\}} \sum_{i \in \mathcal{I}_\ell} (X_{i, \pi_j} - \boldsymbol{\beta}^\top \mathbf{X}_i)^2 + \lambda |\mathcal{I}_\ell| \|\boldsymbol{\beta}\|_1,$$

for  $j \in \{0, 1, \dots, d+1\}$ . That is,  $\widetilde{\mathbf{W}}^{(\ell)}(\pi)$  is computed as if the ordering of  $\pi$  were known. Let  $\Pi^*$  denote the set of all true orderings, while a more rigorous definition is given in Section S1 of the supplementary appendix. Then the oracle estimator  $\widetilde{\mathbf{W}}_{\pi_j}^{(\ell)}(\pi^*)$ , for some  $\pi^* \in \Pi^*$ , is computed as if the true ordering  $\pi^*$  were known. With a proper choice of  $\lambda$ , it follows from the oracle inequality for LASSO (Bickel et al., 2009) that,

$$\max_{j \in \{0, \dots, d+1\}} \|\widetilde{\mathbf{W}}_j^{(\ell)}(\pi^*) - \mathbf{W}_{0,j}\|_2 \leq O(1)n^{-1/2}\sqrt{s_0 \log n}.$$

The next proposition establishes the convergence rate of  $\widetilde{\mathbf{W}}^{(\ell)}$  obtained from (11).

**Proposition 1.** *Suppose (A1) to (A3), and (A6), (A7) hold. Suppose  $d = O(n^{\kappa_1})$  for some constant  $\kappa_1 < 1$ ,  $\|\mathbf{W}_0\|_2$  is bounded, and  $\lambda = \kappa_2 n^{-1/2}\sqrt{\log n}$  for some sufficiently large*

constant  $\kappa_2 > 0$ . Then with probability tending to 1, the initial estimator  $\widetilde{\mathbf{W}}^{(\ell)}$  obtained from (11) satisfies that,

$$\widetilde{\mathbf{W}}^{(\ell)} = \widetilde{\mathbf{W}}^{(\ell)}(\pi^*) \text{ for some } \pi^* \in \Pi^*, \text{ and } \max_{j \in \{0, \dots, d+1\}} \|\widetilde{\mathbf{W}}_j^{(\ell)} - \mathbf{W}_{0,j}\|_2 \leq O(1)n^{-1/2}\sqrt{s_0 \log n}.$$

Proposition 1 shows that the convergence rate of  $\widetilde{\mathbf{W}}^{(\ell)}$  is the same as that of the oracle estimator. Moreover, the true ordering  $\pi^*$  can be inferred from  $\widetilde{\mathbf{W}}^{(\ell)}$ . If we produce the initial estimator from (11), it further implies that (A4) holds.

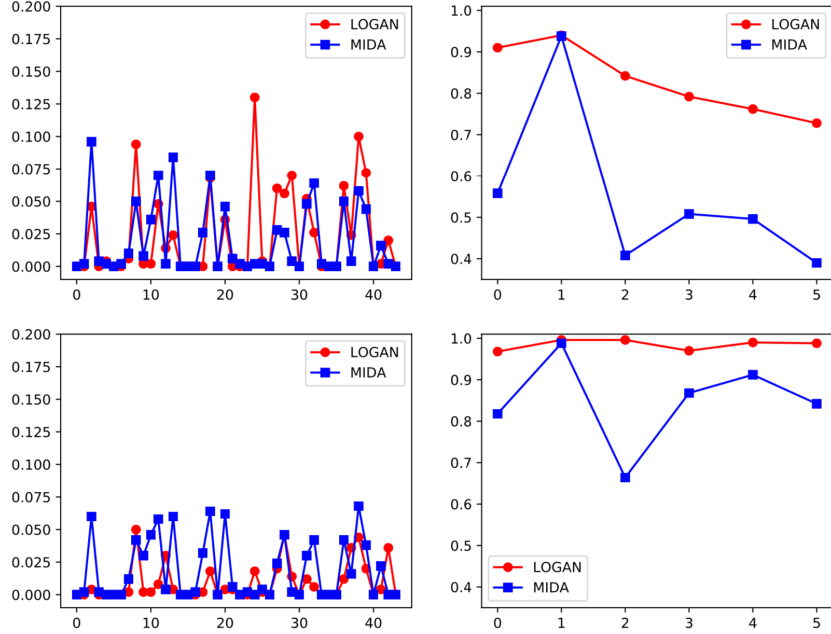
## 6 Simulations

### 6.1 Setup

We generate the simulation data based on model (1). We set  $\boldsymbol{\mu}_0$  to a vector of ones, and  $\sigma_*^2 = 1$ . We generate the adjacency matrix  $\mathbf{W}_0$  as follows: We begin with a zero matrix, then replace every entry  $W_{0,j_1,j_2}$  in the lower off-diagonals by the product of two random variables  $R_{j_1,j_2}^{(1)} R_{j_1,j_2}^{(2)}$ . Here  $R_{j_1,j_2}^{(1)} \sim \text{Bernoulli}(p_1)$ , if  $j_2 = 0$ , or  $j_1 = d + 1$ , and  $R_{j_1,j_2}^{(1)} \sim \text{Bernoulli}(p_2)$ , otherwise, and  $R_{j_1,j_2}^{(2)}$  is uniformly distributed on  $[-2, -0.5] \cup [0.5, 2]$ . All these variables are independently generated. We consider three scenarios of the total number of mediators  $d$ , with varying binary probabilities  $p_1, p_2$ , each under two sample sizes  $n$ . Table 1 reports the corresponding mediators with nonzero mediation effects, and their associated  $\delta(q)$ , where  $\delta(q) = (\mathbf{W}_0^*)_{d+1,q}(\mathbf{W}_0^*)_{q,0}$ ,  $\mathbf{W}_0^*$  is constructed based on  $\mathbf{W}_0$ ,  $q = 1, \dots, d$ . According to Lemma 2,  $\delta(q)$  measures the size of the mediation effect. When  $\delta(q) = 0$ ,  $H_0(q)$  holds; otherwise,  $H_1(q)$  holds. A larger  $\delta(q)$  indicates a stronger mediation effect. The percentage of nonzero mediators for the three scenarios is 0.12, 0.09 and 0.06, respectively. The plot in Table 1 shows an example of the adjacent matrix when  $d = 100$ .

### 6.2 Testing individual mediator

We compare our individual testing procedure in Algorithm 1 with that of Chakraborty et al. (2018), which they named as Mediation Interventional calculus when the DAG is Absent (MIDA). We use the same initial estimator as ours for MIDA. We next construct the  $100(1 - \alpha)\%$  confidence interval for the total effect of each mediator, following the procedure as described in Chakraborty et al. (2018). We reject the null hypothesis if zero

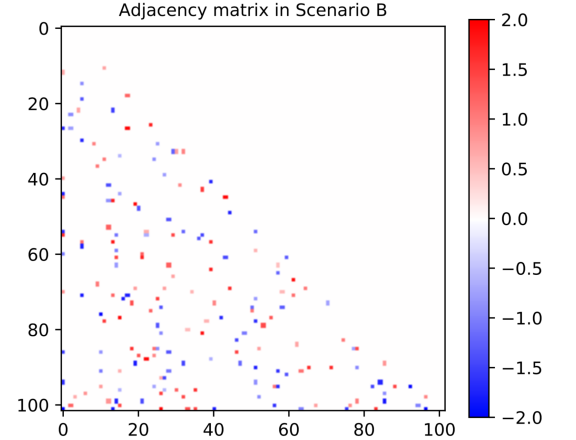


**Figure 2:** Scenario A with  $d = 50$ : Empirical rejection rates of the proposed test, LOGAN, and the test of Chakraborty et al. (2018), MIDA. The upper panels are for a smaller sample size, and the bottom panels a larger sample size. The left panels are under  $H_0$ , and the right panels under  $H_a$ . The horizontal axis is the mediator index. The results are based on 500 replications.

is not covered by the confidence interval.

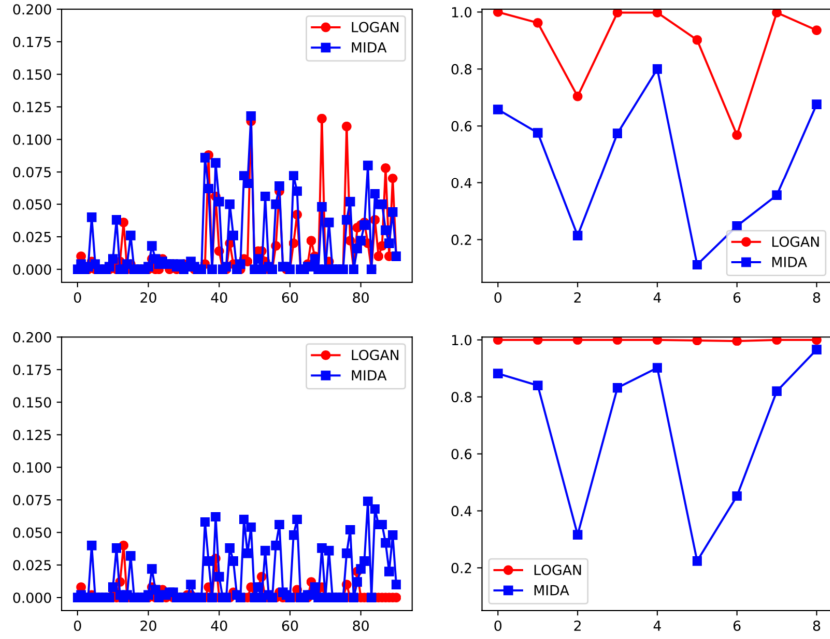
We evaluate each testing method by the empirical rejection rate, in percentage, out of 500 data replications. This rate reflects the size of the test when the null hypothesis holds, and reflects the power otherwise. Figures 2, 3, and 4 report the empirical rejection rate for the three simulation scenarios under the significance level  $\alpha = 5\%$ . We make a few

Scenario A: $(d, p_1, p_2) = (50, 0.05, 0.15)$ , $n = 100, 200$										
$q$	10	12	20	28	30	41				
$\delta(q)$	1.06	1.03	0.63	1.08	0.64	1.31				
Scenario B: $(d, p_1, p_2) = (100, 0.03, 0.1)$ , $n = 200, 500$										
$q$	11	26	38	39	45	56	62	82	95	
$\delta(q)$	0.59	1.02	0.40	1.40	0.98	0.40	0.51	1.08	1.19	
Scenario C: $(d, p_1, p_2) = (150, 0.02, 0.05)$ , $n = 200, 500$										
$q$	19	23	51	52	54	56	60	81	92	93
$\delta(q)$	1.24	0.93	1.71	1.28	1.90	1.90	0.94	0.88	0.88	1.02

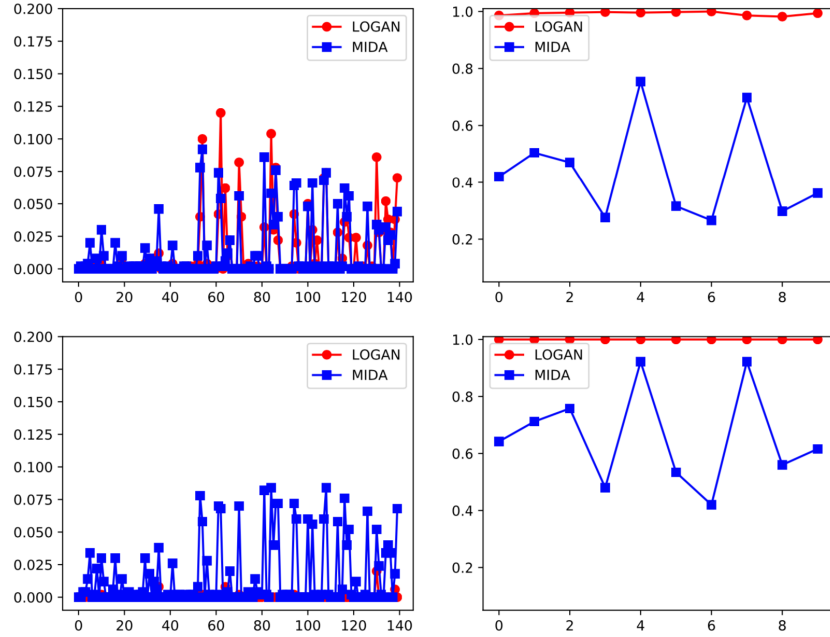


**Table 1:** Mediators with with nonzero mediation effects,  $q = 1, \dots, d$ .





**Figure 3:** Scenario B with  $d = 100$ : same legend as Figure 2.



**Figure 4:** Scenario C with  $d = 150$ : same legend as Figure 2.

observations. First, our test achieves a valid size under the null hypothesis. The empirical rejection rate is close to or below the nominal level for most cases. When the sample size is small, our test has a few inflated type-I errors. As the sample size increases, all the rejection rates are below the nominal level. By contrast, the test of Chakraborty et al. (2018) still

**Table 2:** False discover rate and true positive rate of the proposed method and the Benjamini-Hochberg procedure.

	Scenario A				Scenario B				Scenario C			
	$n = 100$		$n = 200$		$n = 200$		$n = 500$		$n = 200$		$n = 500$	
	FDR	TPR	FDR	TPR	FDR	TPR	FDR	TPR	FDR	TPR	FDR	TPR
BH	0.019	0.609	0.005	0.906	0.004	0.636	0.001	0.928	0.009	0.945	0.000	0.998
LOGAN	0.014	0.717	0.007	0.952	0.008	0.782	0.002	0.989	0.014	0.965	0.000	1.000

has a good number of inflated type-I errors even when the sample size is large. For instance, in Scenario C, over 7% rejection rates associated with those nonsignificant mediators are greater than or equal to 7%, while the nominal level is 5%. Such inflated errors may be due to the fact that MIDA relies on the selection consistency of the estimated DAG, which may not hold under the finite samples. Second, our test consistently achieves a larger empirical power over MIDA under the alternative hypothesis. This is due to the fact that the effects calculated by MIDA along different paths may cancel each other, leading to a decreased power. Combined with the results on the empirical size, the power of our test is not gained at the cost of the inflated Type-I errors. Moreover, the empirical power of our test increases along with the sample size, demonstrating the consistency of the test.

### 6.3 Testing multiple mediators

We compare our multiple testing procedure in Algorithm 3 with the standard Benjamini-Hochberg (BH) procedure. For the latter, in Step 2 of Algorithm 3, instead of applying ScreenMin to determine the set  $\mathcal{H}_0^{(\ell)}$ , one simply sets  $\mathcal{H}_0^{(\ell)} = \{1, 2, \dots, d\}$ , i.e., the set of all mediators. We evaluate each testing procedure by the false discovery rate (FDR) and the true positive rate (TPR), over 500 data replications. Table 2 reports the results under the significance level  $\alpha = 10\%$ . It is seen that both methods achieve a valid false discovery control, in that the FDRs are all below the nominal level. However, our method is more powerful than BH, as reflected by a larger TPR in all cases.

## 7 Application

In this section, we illustrate our testing method with an application to a neuroimaging study of Alzheimer’s disease (AD). AD is an irreversible neurodegenerative disorder, and is

characterized by progressive impairment of cognitive and memory functions and inability to perform daily living activities. It is the leading form of dementia in elderly subjects, and the sixth leading cause of death in the U.S (Alzheimer’s Association, 2020). With aging of the worldwide population, the number of affected people is drastically increasing. It has thus become an international imperative to understand, diagnose, and treat this disorder.

The data we analyze is part of the ongoing Berkeley Aging Cohort Study. It consists of 698 participants aging between 55.3 and 94.1 years old. For each participant, a PACC composite testing score was recorded, which combines tests that assess episodic memory, timed executive function, and global cognition. This score has been well established as showing sensitivity to decline in prodromal and mild dementia, and with sufficient range to detect early decline in the preclinical stages of AD (Donohue et al., 2014). Moreover, for each participant, a 1.5T structural magnetic resonance imaging (MRI) scan and a positron emission tomography (PET) scan using 18-F florbetaben tracer were acquired. All imaging was performed at Lawrence Berkeley National Laboratory, and the imaging data were preprocessed following the established protocols. Particularly, for MRI, all T1 images were bias-corrected, segmented, then warped and normalized to a common template space. Then T1 image volumes were examined quantitatively by a cortical surface-based analysis and turned into cortical thickness measurements. Cortical thickness is a biologically meaningful and highly reliable measure, and has been shown to be a valid reflection of AD continuum severity (Racine et al., 2018). To facilitate the analysis, we employ the FreeSurfer brain atlas and summarize each MRI image by a 68-dimensional vector, whose entries measure cortical thickness of 68 brain regions of interest. For PET, native-space images were realigned and coregistered to each participant’s MRI scan, and centiloid analysis was performed to transform the native-space standardized uptake value ratio to centiloid units. The PET scan provides a measure of deposition of amyloid-beta, a hallmark pathological protein of AD that is common in the brains of both AD subjects and those in late life in the absence of dementia. The total amount of amyloid-beta deposition was extracted from PET for each subject. Besides, there are well validated methods for thresholding the subjects based on the total deposition as amyloid positive and amyloid negative groups, which are known to behave differently in AD progression (Landau et al., 2013). For our data, 309 subjects were classified as amyloid positive, and 389 as amyloid negative. Since age is a well known risk factor for AD, in our study, we aim to understand how age mediates cortical thickness of

**Table 3:** Identified significant mediators for the amyloid positive and amyloid negative groups.

Amyloid positive group	Amyloid negative group	
r-entorhinal	l-entorhinal	l-precuneus
	l-superiortemporal	r-inferiorparietal
	r-superiorfrontal	r-superiortemporal

different brain regions than the PACC score. We carry out the mediation analysis for the amyloid positive and amyloid negative groups separately.

We apply the proposed multiple testing procedure in Algorithm 3 to this data, with age as the exposure, the cortical thickness of 68 brain regions as the potential mediators, and the PACC score as the outcome. We set the FDR level at 10%. For the amyloid positive group, we find one significant mediator, and for the amyloid negative group, we found six significant mediators. Table 3 reports the results. These findings agree well with the neuroscience literature. In particular, the entorhinal cortex functions as a hub in a widespread network for memory, navigation and the perception of time. It is found implicated in the early stages of AD, and is one of the most heavily damaged cortices in AD (van Hoesen et al., 1991). The precuneus is involved with episodic memory, visuospatial processing, reflections upon self, and aspects of consciousness, and is found to be an AD-signature region (Bakkour et al., 2013). Moreover, the superior temporal gyrus is involved in auditory processing, including language, but also has been implicated as a critical structure in social cognition. The superior frontal gyrus is involved in self-awareness, and the inferior parietal lobule is involved in the perception of emotions. Numerous studies have found involvements of these brain regions in the development of AD (Du et al., 2007; Bakkour et al., 2013).

## 8 Discussion

In this article, we have primarily focused on the case when there is only a single DAG associated with our model. Now, we briefly discuss the extension to the case when there is an equivalence class of DAGs. Specifically, when the error variances  $\sigma_i^2$ ,  $i = 0, \dots, d + 1$ , in (A3) are not all equal, there exist an equivalence class of DAGs, denoted by  $\mathcal{G}$ , that could generate the same joint distribution of the variables. Such a class can be uniquely represented by a completed partially directed acyclic graph. For each DAG  $\mathbb{G} \in \mathcal{G}$ , we

define  $\omega_\zeta(\mathbb{G})$  as the total effect of  $X_{0,0}$  on  $X_{0,d+1}$  attributed to a given path  $\zeta$  following (2). Then, our hypotheses of interest become,

$$\begin{aligned} H_0(q) : \omega_\zeta(\mathbb{G}) &= 0, \quad \text{for all } \zeta \text{ that passes through } X_{0,q} \text{ and all } \mathbb{G} \in \mathcal{G} \quad \text{versus} \\ H_1(q) : \omega_\zeta(\mathbb{G}) &\neq 0, \quad \text{for some } \zeta \text{ that passes through } X_{0,q} \text{ and some } \mathbb{G} \in \mathcal{G}. \end{aligned} \quad (19)$$

To test (19), we begin by estimating the equivalence class  $\mathcal{G}$  based on each half of the dataset. This can be done by applying the structural learning algorithms of Chickering (2003); Kalisch and Bühlmann (2007). Let  $\hat{\mathcal{G}}$  denote the resulting estimator. For each  $\hat{\mathbb{G}} \in \hat{\mathcal{G}}$ , we employ the procedure in Section 4 to construct a test statistic. We then take the supremum of these test statistics over all  $\hat{\mathbb{G}}$ , and obtain its critical value via bootstrap.

Finally, we comment that our proposed testing procedures can be extended to more scenarios, e.g., when there are sequentially ordered multiple sets of mediators, or when there are multiple exposure variables. We can also speed up the computation of the Boolean matrices using some transition closure algorithms (Chakradhar et al., 1993) when the dimension of DAG is large. We leave those pursuits as our future research.

## References

- Alzheimer’s Association (2020). 2020 Alzheimer’s disease facts and figures. *Alzheimer’s & Dementia*, 16(3):391–460.
- Bakkour, A., Morris, J. C., Wolk, D. A., and Dickerson, B. C. (2013). The effects of aging and alzheimer’s disease on cerebral cortical anatomy: Specificity and differential relationships with cognition. *NeuroImage*, 76:332–344.
- Barfield, R., Shen, J., Just, A., Vokonas, P., Schwartz, J., Baccarelli, A., VanderWeele, T., and Lin, X. (2017). Testing for the indirect effect under the null for genome-wide mediation analyses. *Genetic Epidemiology*, 41:824–833.
- Baron, R. M. and Kenny, D. A. (1986). The moderator-mediator variable distinction in social psychological research: Conceptual, strategic, and statistical considerations. *Journal of Personality and Social Psychology*, 51(6):1173–1182.
- Bickel, P. J., Ritov, Y., and Tsybakov, A. B. (2009). Simultaneous analysis of lasso and Dantzig selector. *The Annals of Statistics*, 37(4):1705–1732.

- Boca, S. M., Sinha, R., Cross, A. J., Moore, S. C., and Sampson, J. N. (2014). Testing multiple biological mediators simultaneously. *Bioinformatics*, 30(2):214–220.
- Candes, E. and Tao, T. (2007). The dantzig selector: Statistical estimation when  $p$  is much larger than  $n$ . *Annals of Statistics*, 35(6):2313–2351.
- Chakraborty, A., Nandy, P., and Li, H. (2018). Inference for individual mediation effects and interventional effects in sparse high-dimensional causal graphical models. *arXiv preprint arXiv:1809.10652*.
- Chakradhar, S. T., Agrawal, V. D., and Rothweiler, S. G. (1993). A transitive closure algorithm for test generation. *IEEE Transactions on Computer-Aided Design of Integrated Circuits and Systems*, 12(7):1015–1028.
- Chernozhukov, V., Chetverikov, D., and Kato, K. (2013). Gaussian approximations and multiplier bootstrap for maxima of sums of high-dimensional random vectors. *The Annals of Statistics*, 41(6):2786–2819.
- Chickering, D. M. (2003). Optimal structure identification with greedy search. *Journal of Machine Learning Research (JMLR)*, 3(3):507–554. Computational learning theory.
- Djordjilović, V., Hemerik, J., and Thoresen, M. (2019). Optimal two-stage testing of multiple mediators. *arXiv preprint arXiv:1911.00862*.
- Djordjilović, V., Page, C. M., Gran, J. M., Nøst, T. H., Sandanger, T. M., Veierød, M. B., and Thoresen, M. (2019). Global test for high-dimensional mediation: testing groups of potential mediators. *Statistics in Medicine*, 38(18):3346–3360.
- Donohue, M. C., Sperling, R. A., and Others (2014). The Preclinical Alzheimer Cognitive Composite: Measuring Amyloid-Related Decline. *Journal of the American Medical Association: Neurology*, 71(8):961–970.
- Du, A.-T., Schuff, N., Kramer, J. H., Rosen, H. J., Gorno-Tempini, M. L., Rankin, K., Miller, B. L., and Weiner, M. W. (2007). Different regional patterns of cortical thinning in Alzheimer’s disease and frontotemporal dementia. *Brain*, 130(4):1159–1166.
- Fan, J. and Li, R. (2001). Variable selection via nonconcave penalized likelihood and its oracle properties. *Journal of the American Statistical Association*, 96(456):1348–1360.

- Fan, J. and Lv, J. (2008). Sure independence screening for ultrahigh dimensional feature space. *Journal of the Royal Statistical Society. Series B.*, 70(5):849–911.
- Huang, Y.-T. (2018). Joint significance tests for mediation effects of socioeconomic adversity on adiposity via epigenetics. *The Annals of Applied Statistics*, 12(3):1535–1557.
- Huang, Y.-T. and Pan, W.-C. (2016). Hypothesis test of mediation effect in causal mediation model with high-dimensional continuous mediators. *Biometrics*, 72(2):401–413.
- Kalisch, M. and Bühlmann, P. (2007). Estimating high-dimensional directed acyclic graphs with the pc-algorithm. *Journal of Machine Learning Research*, 8(Mar):613–636.
- Landau, S., Lu, M., Joshi, A., Pontecorvo, M., Mintun, M., Trojanowski, J., Shaw, L., and Jagust, W. (2013). Comparing pet imaging and csf measurements of a. *Annals of neurology*, 74.
- Li, C., Shen, X., and Pan, W. (2019). Likelihood ratio tests for a large directed acyclic graph. *Journal of the American Statistical Association*, 0(0):1–16.
- MacKinnon, D. P. (2008). *Introduction to statistical mediation analysis*. Taylor and Francis.
- MacKinnon, D. P. and Fairchild, A. J. (2009). Current directions in mediation analysis. *Current Directions in Psychological Science*, 18(1):16–20.
- Nandy, P., Maathuis, M. H., and Richardson, T. S. (2017). Estimating the effect of joint interventions from observational data in sparse high-dimensional settings. *Annals of Statistics*, 45(2):647–674.
- Nemirovski, A. (1999). *Optimization II: Standard Numerical Methods for Nonlinear Continuous Optimization*. Lecture Notes, Israel Institute of Technology Minerva Optimization Center.
- Ning, Y. and Liu, H. (2017). A general theory of hypothesis tests and confidence regions for sparse high dimensional models. *The Annals of Statistics*, 45(1):158–195.
- Pearl, J. (2001). Direct and indirect effects. In *Proceedings of the Seventeenth Conference on Uncertainty in Artificial Intelligence*, UAI’01, pages 411–420, San Francisco, CA, USA. Morgan Kaufmann Publishers Inc.

- Peters, J. and Bühlmann, P. (2014). Identifiability of Gaussian structural equation models with equal error variances. *Biometrika*, 101(1):219–228.
- Racine, A., Brickhouse, M., Wolk, D., and Dickerson, B. (2018). The personalized alzheimer’s disease cortical thickness index predicts likely pathology and clinical progression in mild cognitive impairment. *Alzheimer’s & Dementia*, 10.
- Romano, J. and DiCiccio, C. (2019). Multiple data splitting for testing. Technical report, Technical report.
- Sampson, J. N., Boca, S. M., Moore, S. C., and Heller, R. (2018). Fwer and fdr control when testing multiple mediators. *Bioinformatics*, 34(14):2418–2424.
- Tibshirani, R. (1996). Regression shrinkage and selection via the lasso: a retrospective. *Journal of the Royal Statistical Society. Series B.*, 73(3):273–282.
- van de Geer, S. and Bühlmann, P. (2013).  $\ell_0$ -penalized maximum likelihood for sparse directed acyclic graphs. *The Annals of Statistics*, 41(2):536–567.
- van Hoesen, G. W., Hyman, B. T., and Damasio, A. R. (1991). Entorhinal cortex pathology in alzheimer’s disease. *Hippocampus*, 1(1):1–8.
- Yuan, Y., Shen, X., Pan, W., and Wang, Z. (2019). Constrained likelihood for reconstructing a directed acyclic Gaussian graph. *Biometrika*, 106(1):109–125.
- Zhang, C.-H. (2010). Nearly unbiased variable selection under minimax concave penalty. *The Annals of Statistics*, 38(2):894–942.
- Zhang, C.-H. and Zhang, S. S. (2014). Confidence intervals for low dimensional parameters in high dimensional linear models. *Journal of the Royal Statistical Society. Series B.*, 76(1):217–242.
- Zhang, H., Zheng, Y., Zhang, Z., Gao, T., Joyce, B., Yoon, G., Zhang, W., Schwartz, J., Just, A., Colicino, E., et al. (2016). Estimating and testing high-dimensional mediation effects in epigenetic studies. *Bioinformatics*, 32(20):3150–3154.
- Zhao, Y., Lindquist, M. A., and Caffo, B. S. (2020). Sparse principal component based high-dimensional mediation analysis. *Computational Statistics and Data Analysis*, 142:106835.



- Zhao, Y. and Luo, X. (2016). Pathway lasso: Estimate and select sparse mediation pathways with high dimensional mediators. *arXiv preprint arXiv:1603.07749*.
- Zheng, X., Aragam, B., Ravikumar, P. K., and Xing, E. P. (2018). Dags with no tears: Continuous optimization for structure learning. In *Advances in Neural Information Processing Systems*, pages 9472–9483.