

Anisotropic Magnetocaloric Properties of The Ludwigite Single Crystal Cu_2MnBO_5

A.G. Gamzatov^{1,*}, Y.S. Koshkid'ko², D. C. Freitas³, E. Moshkina⁴, L. Bezmaternykh⁴

A.M. Aliev¹, S.-C. Yu⁵, and M.H. Phan⁶

¹*Amirkhanov Institute of Physics, DSC of RAS, 367003, Makhachkala, Russia*

²*Institute of Low Temperature and Structure Research, PAS, 50-950, Wroclaw, Poland*

³*Instituto de Física, Universidade Federal Fluminense, Campus da Praia Vermelha, 24210-346
Niterói, RJ, Brazil*

⁴*L.V. Kirensky Institute of Physics SB RAS, 660036 Krasnoyarsk, Russia*

⁵*Department of Physics, Ulsan National Institute of Science and Technology, Ulsan 44919,
South Korea*

⁶*Department of Physics, University of South Florida, 4202 East Fowler Avenue Tampa, Florida 33620,
USA*

Abstract

We present the results of a thorough study of the specific heat and magnetocaloric properties of a ludwigite crystal Cu_2MnBO_5 over a temperature range of 60 – 350 K and in magnetic fields up to 18 kOe. It is found that at temperatures below the Curie temperature ($T_C \sim 92$ K), $C_P(T)/T$ possesses a linear temperature-dependent behavior, which is associated with the predominance of two-dimensional antiferromagnetic interactions of magnons. The temperature independence of $C_P/T=f(T)$ is observed in the temperature range of 95 – 160 K, which can be attributed to the excitation of the Wigner glass phase. The magnetocaloric effect (i.e. the adiabatic temperature change, $\Delta T_{ad}(T,H)$) was assessed through a direct measurement or an indirect method using the $C_P(T,H)$ data. Owing to its strong magnetocrystalline anisotropy, an anisotropic MCE or the rotating MCE ($\Delta T_{ad}^{rot}(T)$) is observed in Cu_2MnBO_5 . A deep minimum in the $\Delta T_{ad}^{rot}(T)$ near the T_C is observed and may be associated with the anisotropy of the paramagnetic susceptibility.

Keywords: Ludwigite, Magnetocaloric effect, Specific heat, Anisotropy.

*Corresponding authors: gamzatov_adler@mail.ru (A.G)

Ludwigites belong to quasi-low-dimensional transition metal oxyborates, which are prominent representatives of systems with strongly correlated properties [1-3]. The oxyborate Cu_2MnBO_5 has a monoclinic-distorted structure of ludwigite and is characterized by P21/c space group due to the presence of Cu^{2+} and Mn^{3+} cations in Jahn-Teller cations. Macroscopic magnetic and specific heat studies have shown that this compound undergoes a magnetic phase transition into the ferrimagnetic phase at $T_C \sim 92$ K [1-3]. The crystal-orientational dependences of magnetization and magnetic susceptibility revealed the anisotropic magnetic characteristic both below the T_C and in the paramagnetic regime (associated with the anisotropy of g-tensor due to monoclinic distortions introduced by Jahn-Teller Cu^{2+} and Mn^{3+} ions [3]). The microscopic magnetic structure of this ludwigite was experimentally studied using powder neutron diffraction [2]. It was determined that out of four nonequivalent positions occupied by magnetic ions, three positions are predominantly occupied by Cu^{2+} ions, and one by Mn^{3+} ions. It was also found that in the compound under study there was only a partial ordering of the magnetic moments in the ferrimagnetic phase due to the small moment of Cu^{2+} ion in position $2a$. The magnetic moments of Cu^{2+} and Mn^{3+} ions in the ferrimagnetic phase are antiparallel and their directions do not coincide with the main crystallographic directions in the crystal [2]. The structural, magnetic and thermodynamic properties of Cu_2MnBO_5 were studied [1-3]. However, the magneto-thermal response of the material has not been investigated to date.

The utilizing of the magnetocaloric effect (MCE) in magnetic cooling technology is of current interest as it has the potential to replace conventional gas compression techniques [4, 5]. In addition to its perspective cooling application, the MCE has recently been used as a useful research tool for the analysis and interpretation of competing magnetic phases and the collective magnetic phenomena in a wide range of exotic magnetic materials [6-10]. In this regard, we present here results of the first comprehensive study of the anisotropic and frequency-dependent magnetocaloric properties of the ludwigite crystal Cu_2MnBO_5 .

The Cu_2MnBO_5 single crystals were synthesized by the flux method with the ratio of the initial components $\text{Bi}_2\text{Mo}_3\text{O}_{12}:1.3\text{B}_2\text{O}_3:0.7\text{Na}_2\text{CO}_3:0.7\text{Mn}_2\text{O}_3:2.1\text{CuO}$ by spontaneous nucleation [3]. The Cu_2MnBO_5 sample has a plate shape, with dimension of $3 \times 3 \times 0.3 \text{ mm}^3$ in the a^*b^*c configuration. The specific heat was measured by an ac-calorimetry. Direct measurements of the adiabatic temperature change ΔT_{ad} were carried out by the modulation method [11] in the direction of the magnetic field in the ab -plane. The application of an alternating magnetic field to the sample induced a periodic change in the temperature of the sample, due to the MCE. This temperature change was recorded by a differential thermocouple. The frequency of the alternating magnetic field in this experiment was 0.2 Hz. An alternating magnetic field with amplitude of up to 4 kOe was generated using an electromagnet and an external control power unit. The control alternating voltage was supplied to the power unit from the output of the (Lock-in) amplifier SR 830. An alternating magnetic field of 18 kOe was created by a source of permanent magnetic field of an adjustable intensity manufactured by AMT & CLLC.

Fig. 1 shows the temperature dependence of the specific heat $C_p(T)$ for Cu_2MnBO_5 . The inset of Fig.1 demonstrates the temperature dependence of C_p/T in the range of 70–150 K and at $H = 0, 6.2, \text{ and } 11 \text{ kOe}$. The $C_p(T)$ dependence of Cu_2MnBO_5 was reported in [2], and our results are in good agreement with these data. Note that $C_p(T)$ dependence exhibits a pronounced lambda anomaly at $T_C = 92 \text{ K}$, associated with the ferromagnetic-paramagnetic (FM-PM) phase transition, which is suppressed upon the application of a magnetic field, while the maximum of the heat capacity shifts by 4 K toward a higher temperature at $H = 11 \text{ kOe}$. Two features of the $C_p(T, H)$ behavior are worthy of note. Below the T_C , the $C_p/T(T)$ is linear and unchanged with temperature in the temperature range of 95-160 K. A similar behavior was observed for a number of ferroborates [12, 13]. At $T < T_C$, the $C_p/T = f(T)$ is well described by the expression $C_p = \alpha T^2$ (the dashed line in Fig. 1). This behavior has been explained by the predominance of two-dimensional antiferromagnetic interactions of magnons [12].

Using the expressions, $C_p = \alpha T^2$, $\alpha = 7.2k_B^3/2\pi D(N/A)$, where α is determined from the experimental data (Fig. 1) $\alpha = 0.01118 \text{ J/mol K}^3$, $(N/A) = 3 \cdot 10^{-9} \text{ mole/cm}^2$ – the number of magnetic ions per unit area [12], we can estimate the spin wave stiffness $D = 7.2k_B^3/2\pi\alpha(N/A) = 8.9810^{-59} \text{ J}^2 \text{ cm}^2$. Then using $\sqrt{D} = zJsa$, we have obtained the numerical value of the exchange integral from the $C_p(T)$ data at $T < T_C$ as $J = \sqrt{D}/zsa = 5.2610^{-23} \text{ J}$ or $J/k_B = 3.8 \text{ K}$. Here we suppose $S = 2$ for Mn^{3+} ions, $z = 3$ and $a = 3 \text{ \AA}$ as the medium distance of local ions. We have neglected little variations in distance between the local ions and the magnetic arrangements of the walls. This value of $J/k_B = 4 \text{ K}$, which is compared to that reported for Fe_3BO_5 ($J/k_B = 2.1 \text{ K}$), which orders near 70 K [12]. We can also obtain the magnons speed in the walls of Cu_2MnBO_5 , $v = 8.9910^2 \text{ m/s}$, by considering a linear dispersion relation with $\hbar\omega = ck$. Just to compare, 2D antiferromagnetic magnons were also found in another oxyborate called hulsite with $v = 1.1810^3 \text{ m/s}$ [14]. This reinforces the presence of 2D antiferromagnetic magnons in our compound.

The temperature-independent $C_p/T=f(T)$ behavior is observed in the temperature range of 95-160 K (Fig. 1), which is associated with precursor effects of the charge ordering in a Wigner glass phase [12]. Another possibility is that it may arise from short range magnetic ordering in a low dimensional structure persisting just above the magnetic transition [13]. It is interesting to point out that the coefficients of these linear terms, $C/T = 773 \text{ mJ/mol K}^2$ obtained for Fe_3BO_5 [12] and $C/T = 843 \text{ mJ/mol K}^2$ for the present work are of similar magnitude.

The inset of Fig. 1 also shows the temperature dependence of the magnetic contribution to the specific heat, $\Delta C_p(T) = C_p - C_{ph}$ (C_{ph} is the background contribution/lattice contribution). The value of the heat capacity jump ΔC_p in the phase transition region is $\approx 8 \text{ J/mol K}$. The temperature dependence of ΔS is also shown in Fig. 1, associated with the disordering of the magnetic system during the phase transition and determined using the expression: $\Delta S(T) = \int (\Delta C_p/T) dT$. According to our data, the ΔS is 0.44 J/mol K , which is slightly smaller than that obtained by the authors of work [2] ($\Delta S \sim 0.6 \text{ J/mol K}$). Both values are much smaller compared with the

theoretical value $\Delta S^* = \Delta S_{Mn} + \Delta S_{Cu} = n_{Mn}R \ln(2S(Mn^{3+})+1) + n_{Cu}R \ln(2S(Cu^{2+})+1) = 25.2$ J/mol K [2]. Such difference in the experimental and theoretical estimates of ΔS^* is characteristic of many magnetic materials, due to various reasons such as magnetic inhomogeneity [15-17] or this difference is indicative of the absence of complete ordering of the magnetic moments at the magnetic phase transition, which agrees with the results from the neutron magnetic scattering data [2].

Direct measurements of MCE (ΔT_{ad}) were carried out in magnetic fields up to 18 kOe. To our best knowledge, no information on direct MCE measurements was reported in ludwigites. In work [18], for $Co_{0.76}Al_{1.24}(O_2BO_3)_2$, the maximum value of the MCE was estimated from the $C_p(T,H)$ data. According to the data [18], at $T = 80$ K (far from the phase transition temperature $T_N = 57$ K), the maximum ΔS of 7.5 J/kg K was observed for a field change of 9 T.

Figure 2(a) compares values of ΔT_{ad} in a magnetic field of 18 kOe for two orientations of the crystal (see the inset of Fig. 3 (a)). The maximum value of ΔT_{ad} , according to direct measurements in a magnetic field of 18 kOe, is $\Delta T_{\parallel} = 0.45$ K at $T \approx 95$ K. A rotation of 90 degrees leads to a decrease to $\Delta T_{\perp} = 0.30$ K, i.e. the magnitude of ΔT_{ad} decreases by 1.5 times. In addition, the maximum of ΔT_{ad} also shifts toward a low temperature $T = 93$ K. As can be seen from Fig. 3(b), the strong anisotropy of the MCE appears below the T_C . So, at $T = 82$ K, the ratio $\Delta T_{\parallel}/\Delta T_{\perp} = 6.6$, while at $T = T_C$ the ratio $\Delta T_{\parallel}/\Delta T_{\perp} = 1.5$. The observed anisotropy of the MCE is in good agreement with the anisotropy of the magnetization of Cu_2MnBO_5 [2].

Figure 2(b) shows the change in temperature ΔT_{rot} of Cu_2MnBO_5 due to a 90° rotation of the crystal within the ab plane, which is defined as the rotating MCE (RMCE). These values of ΔT_{rot} are obtained by subtracting the curves shown in Fig. 2(a), measured along the two directions of the magnetic field at $H \parallel a$ and at $H \perp a$, i.e. $\Delta T_{rot} = \Delta T_{\parallel a} - \Delta T_{\perp a}$. As one can see from Fig. 2(b), the $\Delta T_{rot}(T)$ dependence shows a minimum near the T_C , and the ΔT_{rot} reaches a maximum at $T = 82$ K, which is 0.24 K at $H = 18$ kOe. Although the ΔT_{rot} value is not gigantic, it is comparable with the $\Delta T_{H \perp a}$ value for this sample, as well as with that of the RMCE for Gd ($\Delta T_{rot} \sim 0.3$ K at 15 kOe)

[19, 20]. The inset of Fig. 3b shows the angular dependence of ΔT_{rot} at $T = 80$ K in a field of 18 kOe. At present, the record values of ΔT_{rot} are -4.4 K at $H = 20$ kOe for DyNiSi [21], 5.2 K at $H = 50$ kOe for HoMn₂O₅ [22], and -1.6 K at $H = 13$ kOe for NdCo₅ [23]. It is also important to note that the RMCE is reversible (see the inset of Fig. 3 (b)), which is a necessary condition for a magnetocaloric material to be used in magnetic cooling technology. Balli *et al.* proposed [22, 24] a rotating magnetic refrigerator in which the regenerator consists of single-crystal blocks of HoMn₂O₅ or TbMn₂O₅, and is rotated in a constant magnetic field. The idea of creating a thermomagnetic generator based on the RMCE was proposed at an earlier time though [25].

The observed anomaly in $\Delta T_{rot}(T)$ near the T_C on is also worthy of note. Such anomalous behavior was not observed previously when studying the anisotropy of MCE in magnetic single crystals. According to [26], an equation for determining the adiabatic change in temperature of a ferrimagnet taking into account the contribution of two magnetic sublattices can be written in the following form:

$$\Delta T_{ad} = \frac{T}{C_{P,H}} \left(\frac{\partial \vec{M}_1}{\partial T} d\vec{H} + \frac{\partial \vec{M}_2}{\partial T} d\vec{H} \right),$$

where M_1 is the magnetization of the first sublattice, M_2 is the magnetization of the second antiparallel sublattice, dH is the magnetic field increment, and $C_{P,H}$ is the heat capacity. For Cu₂MnBO₅, these are the Mn³⁺ and Cu²⁺ sublattices, which determine positive and negative exchange interactions in the system. It is suggested that the minimum in $\Delta T_{rot}(T)$ near the T_C is a combination of several mechanisms. Firstly, magnetostriction can also make a significant contribution to the MCE along with the paraprocess [26]. It was shown in [5] that the magnetostriction anisotropy of Cu₂MnBO₅ has an unusual form; for a parallel configuration of $H||c$ the crystal in the fields under consideration up to 20 kOe is compressed along the c -axis. At the same time, for the $H\perp c$ configuration, the magnetostriction has a usual quadratic form (the crystal expands). It is known that magnetostrictive contributions to MCE, depending on whether the crystal is compressed or expanded, will have opposite signs [27]. Another mechanism causing the anomaly in $\Delta T_{rot}(T)$ near the T_C could be related to the temperature shift of the MCE maxima

at different orientations of the crystal in a magnetic field (see Fig. 3a), due to the competition of positive and negative exchange interactions in Cu_2MnBO_5 .

As is known, the energy of magnetocrystalline anisotropy (MCA) is determined through the MCA constants, which determine the RMCE. According to [25], the magnetic contribution to entropy caused by the rotation of the magnetization vector is equal to:

$$\Delta S_{anis} = -\frac{\partial \Delta E_{anis}}{\partial T} \quad (1)$$

where ΔE_{anis} - change in the anisotropy energy upon rotation of the sample in a magnetic field from the b -axis to the a -axis. For the case of rotation of the magnetization vector in the ab -plane near Curie temperature, taking into account the first anisotropy constant, the change in the anisotropy energy can be written in the following form:

$$\Delta E_{anis} = K_1 (\sin^2 \theta_H - \sin^2 \theta_0) \quad (2)$$

where θ_H - the angle between the a -axis and the magnetization vector in the field, θ_0 - the angle between the a -axis and the magnetization vector without the field.

Thus, the magnetic contribution to entropy caused by the process of rotation of the magnetization vector in the prismatic plane is:

$$\Delta S_{anis} = -\frac{\partial K_1}{\partial T} (\sin^2 \theta_H - \sin^2 \theta_0). \quad (3)$$

As a rule, in the temperature region near Curie temperature, the anisotropy field is small and the magnetization vector completely rotates in the direction of the magnetic field, therefore, in our case, from equation (3) we can get an equation for RMCE:

$$\Delta S_{rot} = -\frac{\partial K_1}{\partial T} \quad (4)$$

As can be seen from equation (4), the value of rotational entropy is determined by the temperature behavior of the first anisotropy constant. For this reason, the observed minimum cannot be explained within the framework of the classical theory of magnetocrystalline anisotropy. Earlier studies RMCE near the Curie temperature was carried out in [28]. One broad maximum of the RMCE was observed much lower than the Curie temperature. An increase in the magnetic field

led to an expansion of the maximum of the RMCE. In this case, the existence of a complex temperature dependence of the RMCE can be associated with the anisotropy of the paramagnetic susceptibility. In work [3] at temperatures above the Curie temperature, it was shown that the magnetic susceptibility has a strong dependence on the orientation of the single crystal in a magnetic field. In work [29], the influence of the orientation of the monoclinic $\text{Nd}_2\text{Ti}_2\text{O}_7$ single crystal in the magnetic field on the value of the paramagnetic Curie point was found. This phenomenon itself could lead to the appearance of two maxima in the temperature dependence of the RMCE in our sample.

To use expression (4), it is necessary to know the value of the magnetocrystalline anisotropy constants, which can be obtained from the magnetization curves along the hard axis of magnetization. In this paper, by definition, we consider:

$$\Delta T_{rot} = \frac{-T}{C_P(T,H)} \Delta S_{rot} \quad (5)$$

Therefore, we can use the MCE data obtained from direct measurements (Fig. 2) and the $C_P(T)$ data measured at the same magnetic field configurations (Fig. 3). Figure 3 shows the $C_P(T)/T$ dependence at $H = 0$ and at 18 kOe for two orientations of the crystal with respect to the applied magnetic field. It can be seen that the application of a 18 kOe field almost completely suppresses the anomaly of $\Delta T_{rot}(T)$. The orientation of the magnetic field in the direction of $H \perp a$ caused a change in the temperature dependence and a shift of the maximum temperature by 4 K towards low temperatures in comparison with the curve at $H \parallel a$, i.e. the slight anisotropy is observed. By taking into consideration of the data shown in Fig. 3, $\Delta S_{rot}(T)$ can be written in the following expression:

$$\Delta S_{rot}(T) = \Delta S_{H \parallel a}(T) - \Delta S_{H \perp a}(T) = \frac{1}{T} \left(C_P^{H \parallel a}(T, H) \cdot \Delta T_{H \parallel a}(T) - C_P^{H \perp a}(T, H) \cdot \Delta T_{H \perp a}(T) \right) \quad (6)$$

The result of the estimated rotating magnetic entropy change (ΔS_{rot}) as a function of temperature in a magnetic field of 18 kOe using expression (6) is presented in the inset of Fig. 3. The temperature trend of ΔS_{rot} (the inset of Fig. 3) is similar to that of ΔT_{rot} (Fig. 3(b)).

We have studied the specific heat and magnetocaloric properties of Cu_2MnBO_5 over the temperature range of 60–350 K and in magnetic fields up to 18 kOe. At temperatures below the T_C , $C_P(T)/T$ shows a linear temperature-dependent behavior, which is associated with the predominance of two-dimensional antiferromagnetic interactions of magnons with a linear dispersion relation propagating in the walls of the ludwigite. The temperature-independent behavior $C_P/T=f(T)$ observed in the temperature range of 95–160 K is likely associated with the excitation of the Wigner glass phase. Due to its strong magnetocrystalline anisotropy, the MCE anisotropy, and consequently the RMCE, is observed in Cu_2MnBO_5 . The deep minimum in RMCE near the T_C is also observed and suggested to be associated with the anisotropy of the paramagnetic susceptibility.

All authors contributed equally this work

The work was supported by the Russian Science Foundation under Grant No. 18-12-00415. The research was also carried out as part of the state task of the Ministry of Science of the Russian Federation (# AAAA - A17-117021310366-5).

The data that support the findings of this study are available from the corresponding author upon reasonable request.

REFERENCES

1. S. Sofronova, E. Moshkina, I. Nazarenko, Yu. Seryotkin, S.A. Nepijko, V. Ksenofontov, K. Medjanik, A. Veligzhanin, L. Bezmaternykh, Crystal growth, structure, magnetic properties and theoretical exchange interaction calculations of Cu_2MnBO_5 , *Journal of Magnetism and Magnetic Materials*, **420**, 309 (2016).
2. E. Moshkina, C. Ritter, E. Eremin, S. Sofronova, A. Kartashev, A. Dubrovskiy, L. Bezmaternykh. Magnetic structure of Cu_2MnBO_5 ludwigite: thermodynamic, magnetic properties and neutron diffraction study, *J. Phys.: Condens. Matter*. **29**, 245801 (2017).

3. A. A. Dubrovskiy, M. V. Rautskii, E. M. Moshkina, I. V. Yatsyk, R. M. Eremina, EPR-Determined Anisotropy of the g-Factor and Magnetostriction of a Cu_2MnBO_5 Single Crystal with a Ludwigite Structure, *JETP Letters* **106**, 716 (2017).
4. M. Balli, S. Jandl, P. Fournier, and A. Kedous-Lebouc, Advanced materials for magnetic cooling: Fundamentals and practical aspects, *Applied Physics Reviews* **4**, 021305 (2017).
5. V. Franco, J. S. Blázquez, B. Ingale, A. Conde, The Magnetocaloric Effect and Magnetic Refrigeration Near Room Temperature: Materials and Models, *Annual Review of Materials Research*, **42**, 305 (2012).
6. M.H. Phan, B. Morales, H. Srikanth, C.L. Zhang and S.W. Cheong, Phase coexistence and magnetocaloric effect in $(\text{La,Pr,Ca})\text{MnO}_3$, *Physical Review B* **81**, 094413(2010).
7. P.Lampen, N.S. Bingham, M.H. Phan, H.T. Yi, S.W. Cheong, and H. Srikanth, Macroscopic phase diagram and magnetocaloric study of metamagnetic transitions in the spin chain system $\text{Ca}_3\text{Co}_2\text{O}_6$, *Physical Review B* **89**, 144414 (2014).
8. A. Biswas, S. Chandra, T. Samanta, B. Ghosh, M.H. Phan, A. K. Raychaudhuri, I. Das, and H. Srikanth, Universality in the entropy change for the inverse magnetocaloric effect, *Physical Review B* **87**, 134420 (2013).
9. E. Clements, R. Das, L. Li, Paula J. L. Kelley, M.H. Phan, V. Keppens, D. Mandrus, and H. Srikanth, Critical Behavior and Macroscopic Phase Diagram of the Monoaxial Chiral Helimagnet $\text{Cr}_{1/3}\text{NbS}_2$, *Scientific Reports* **7**, 6545(2017).
10. R. P. Madhugaria, R. Das, E.M. Clements, V. Kalappattil, M.-H. Phan, H. Srikanth, N. T. Dang, D. P. Kozlenko, and N. S. Bingham, Evidence of long-range ferromagnetic order and spin frustration effects in the double perovskite, *Physical Review B* **99**, 104436 (2019).
11. A. M. Aliev, Direct magnetocaloric effect measurement technique in alternating magnetic fields, *arXiv:1409.6898* (2014).
12. J.C. Fernandes, R.B. Guimarães, M.A. Continentino, L. Ghivelder, & R.S. Freitas, Specific heat of $\text{Fe}_3\text{O}_2\text{BO}_3$: Evidence for a Wigner glass phase, *Physical Review B* **61**, R850 (2000).

13. M.A. Continentino, A.M. Pedreira, R.B. Guimaraes, M. Mir, J.C. Fernandes, R.S. Freitas, & L. Ghivelder, Specific heat and magnetization studies of Fe_2OBO_3 , Mn_2OBO_3 and MgScOBO_3 . *Physical Review B* **64**, 014406 (2001).
14. D. C. Freitas, R. B. Guimarães, J. C. Fernandes, M. A. Continentino, C. B. Pinheiro, J. A. L. C. Resende, G. G. Eslava, and L. Ghivelder, Planar magnetic interactions in the hulsite-type oxyborate, $\text{Co}_{5.52}\text{Sb}_{0.48}(\text{O}_2\text{BO}_3)_2$, *Physical Review B* **81**, 174403 (2010).
15. M.R. Lees, O.A. Petrenko, G. Balakrishnan, D. McK. Paul, Specific heat of $\text{Pr}_{0.6}(\text{Ca}_{1-x}\text{Sr}_x)_{0.4}\text{MnO}_3$ ($0 < x < 1$), *Physical Review B* **59**, 1298 (1999).
16. Y. Moritomo, A. Machida, E. Nishibori, M. Takata, M. Sakata, Enhanced specific heat jump in electron-doped CaMnO_3 : Spin ordering driven by charge separation, *Physical Review B* **64**, 214409 (2001).
17. A. G. Gamzatov, A. B. Batdalov, I. K. Kamilov, A. R. Kaul, N. A. Babushkina, Resistivity, specific heat, and magnetocaloric effect of $\text{La}_{0.8}\text{Ag}_{0.1}\text{MnO}_3$: Effect of isotopic substitution of $^{16}\text{O} \rightarrow ^{18}\text{O}$, *Applied Physics Letters* **102**, 032404 (2013).
18. C.P.C. Medrano, D.C. Freitas, E.C. Passamani, C.B. Pinheiro, E. Baggio-Saitovitch, M.A. Continentino, & D.R. Sanchez, Field-induced metamagnetic transitions and two-dimensional excitations in ludwigite $\text{Co}_{4.76}\text{Al}_{1.24}(\text{O}_2\text{BO}_3)_2$, *Physical Review B* **95**, 214419 (2017).
19. A. M. Mansanares, F. C. G. Gandra, M. E. Soffner, A. O. Guimarães, E. C. da Silva² H. Vargas, and E. Marin, Anisotropic magnetocaloric effect in gadolinium thin films: Magnetization measurements and acoustic detection, *Journal of Applied Physics* **114**, 163905 (2013).
20. S.A. Nikitin, E.V. Talalaeva, L.A. Chernikova, G.E. Chuprikov, T.I. Ivanova, G.V. Kazakov, G.A. Yarkho, Features of the magnetic behavior and of the magnetocaloric effect in a single crystal of gadolinium, *JETP* **47**, 105 (1978).

21. H. Zhang, Y. Li, E. Liu, Y. Ke, J. Jin, Y. Long, B. Shen, Giant rotating magnetocaloric effect induced by highly texturing in polycrystalline DyNiSi compound, *Scientific reports* **5**, 11929 (2015).
22. M. Balli, et al. Anisotropy-enhanced giant reversible rotating magnetocaloric effect in HoMn₂O₅ single crystals, *Applied Physics Letters* **104**, 232402 (2014).
23. S. A. Nikitin, K. P. Skokov, Yu. S. Koshkid'ko, Yu. G. Pastushenkov and T. I. Ivanova, Giant rotating magnetocaloric effect in the region of spin-reorientation transition in the NdCo₅ single crystal, *Phys. Rev. Lett.* **105**, 137205 (2010).
24. M. Balli, S. Jandl, P. Fournier, D.Z. Dimitrov, Giant rotating magnetocaloric effect at low magnetic fields in multiferroic TbMn₂O₅ single crystals, *Applied Physics Letters* **108**(10), 102401 (2016).
25. J.A. Barclay, A 4 K to 20 K rotational-cooling magnetic refrigerator capable of 1mW to > 1W operation, *Cryogenics* **20**, 467-471 (1980).
26. S. V. Vonsovsky, Magnetism (John Wiley, New York, 1974), Vol. 2.
27. Vittorio Basso, The magnetocaloric effect at the first-order magneto-elastic phase transition, *J. Phys.: Condens. Matter* **23**, 226004 (2011).
28. Nikitin, S.A., Ivanova, T.I., Zvonov, A.I., Koshkid'ko, Y.S., Ćwik, J. & Rogacki, K., Magnetization, magnetic anisotropy and magnetocaloric effect of the Tb_{0.2}Gd_{0.8} single crystal in high magnetic fields up to 14 T in region of a phase transition, *Acta Materialia* **161**, 331 (2018).
29. Hui Xing, Gen Long, Hanjie Guo, Youming Zou, Chunmu Feng, Guanghan Cao, Hao Zeng and Zhu-An Xu, Anisotropic paramagnetism of monoclinic Nd₂Ti₂O₇ single crystals *J. Phys.: Condens. Matter* **23**, 216005 (2011).

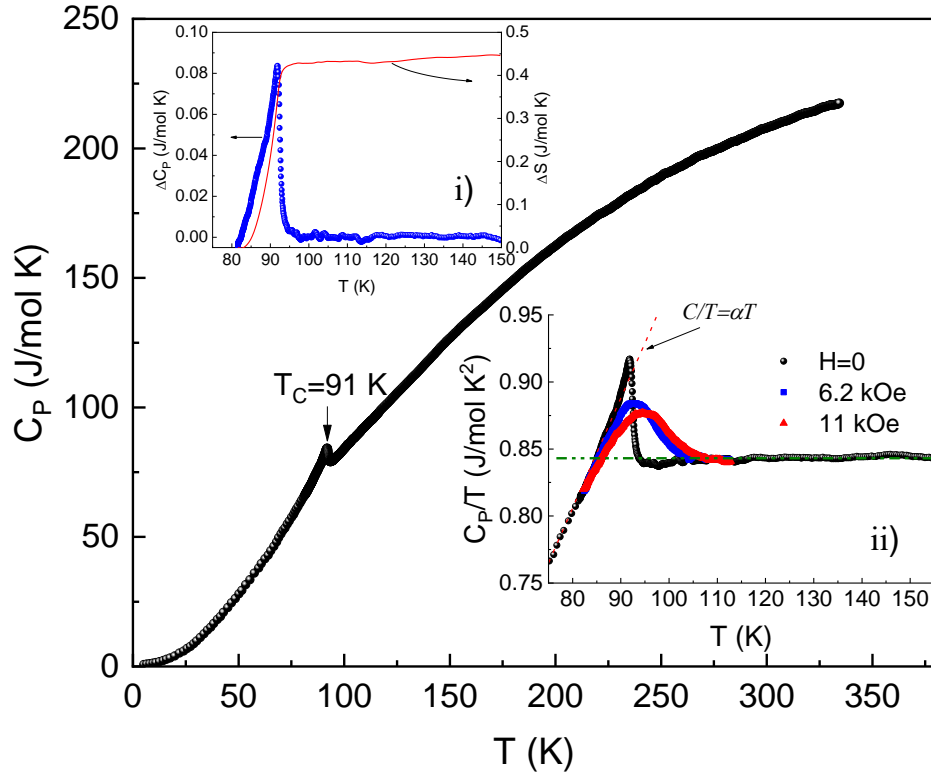


Fig. 1. Temperature dependence of C_P/T for Cu_2MnBO_5 at $H = 0, 6.2,$ and 11 kOe. Inset (i) shows the temperature dependences of ΔC_P (blue) and the entropy change ΔS (red line). Inset (ii) shows the temperature dependence of an enlarged anomalous part of the C_P/T (points).

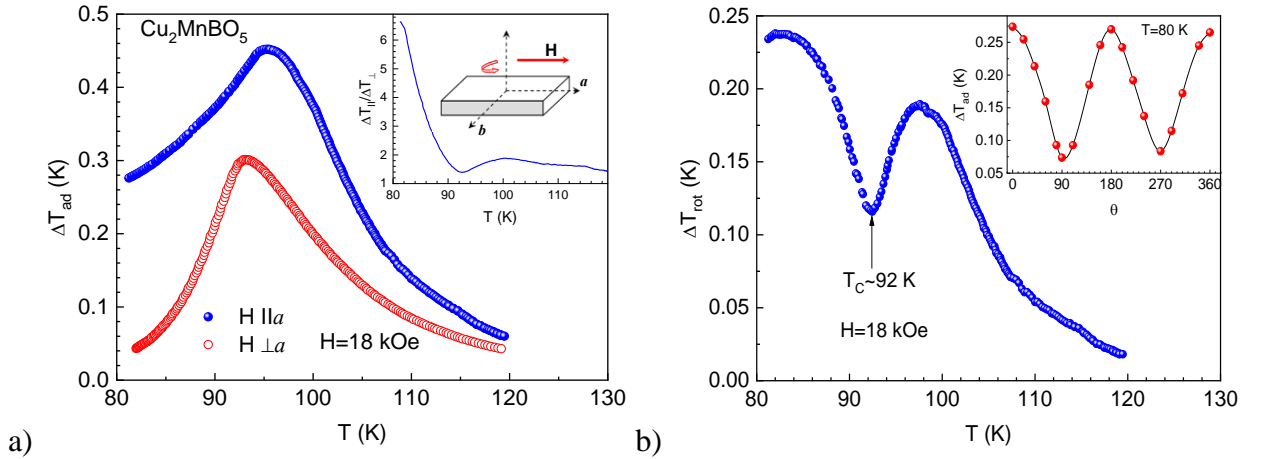


Fig. 2. a) Temperature dependence of MCE (ΔT_{ad}) in a magnetic field of 18 kOe for two orientations of the crystal with respect to the applied magnetic field. The inset of Fig. 3(a) shows the $\Delta T_{||}/\Delta T_{\perp}(T)$ dependence in a field of 18 kOe and the orientation of the crystal in a magnetic field. b) The adiabatic temperature change ΔT_{rot} of Cu_2MnBO_5 caused by a 90° rotation of the

crystal as shown in the inset of Fig. 3(a). The inset of Fig. 3(b) shows the angular dependence of ΔT_{ad} at $T = 80$ K in a field of 18 kOe.

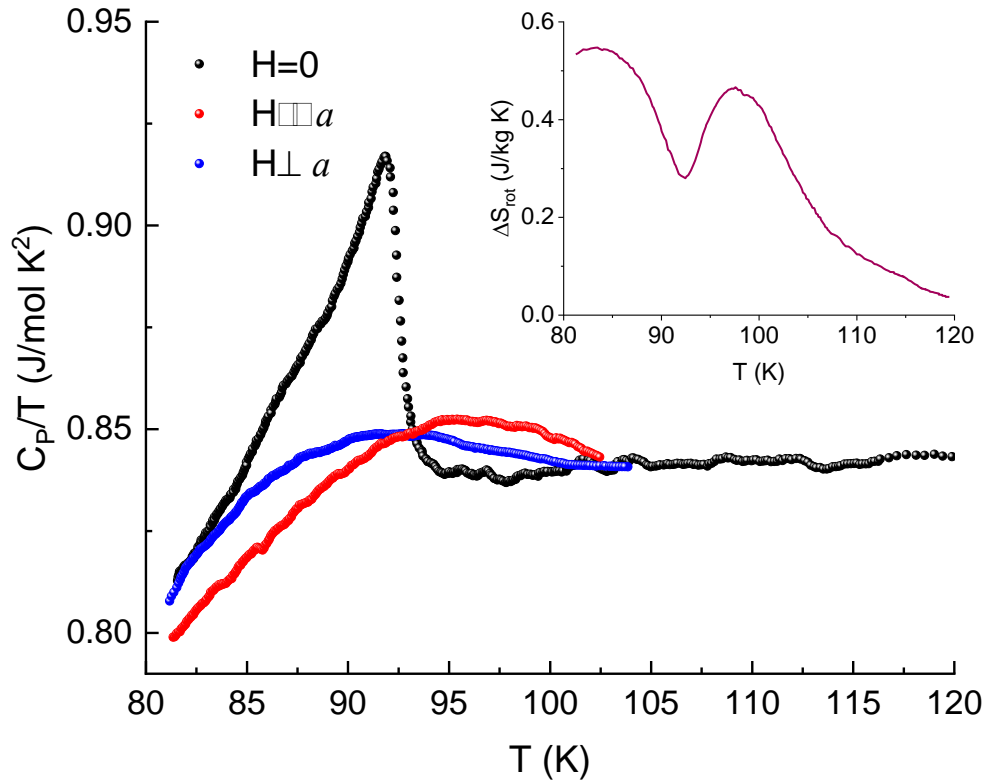


Fig. 3. $C_P(T)/T$ dependence at $H = 0$ and 18 kOe for two orientations of the crystal with respect to the magnetic field direction, $H \parallel a$ and $H \perp a$. The inset shows the $\Delta S_{rot}(T)$ at $H = 18$ kOe.