

Efficient convolutional neural networks with smaller filters for human activity recognition using wearable sensors

Yin Tang, Qi Teng, Lei Zhang, Fuhong Min and Jun He, *Member, IEEE*

Abstract—Recently, human activity recognition (HAR) has been beginning to adopt deep learning to substitute for traditional shallow learning techniques that rely on hand-crafted features. CNNs, in particular, have set latest state-of-the-art on various HAR datasets. However, deep model often requires more computing resources, which limits its applications in embedded HAR. Although many successful methods have been proposed to reduce memory and FLOPs of CNNs, they often involve special network architectures for visual tasks, which are not suitable for deep HAR tasks with time series sensor signals, due to remarkable discrepancy. Therefore, it is necessary to develop lightweight deep models to perform HAR. As filter is the basic unit in constructing CNNs, we must ask whether re-designing smaller filters is applicable for deep HAR. In the paper, inspired by the idea, we proposed a lightweight CNN using re-designed Lego filters for the use of HAR. A set of lower-dimensional filters is used as Lego bricks to be stacked for conventional filters, which does not rely on any special network structure. To our knowledge, this is the first paper that proposes lightweight CNN for HAR in ubiquitous and wearable computing arena. The experiment results on five public HAR datasets, UCI-HAR dataset, OPPORTUNITY dataset, UNIMIB-SHAR dataset, PAMAP2 dataset, and WISDM dataset, indicate that our novel Lego-CNN approach can greatly reduce memory and computation cost over CNN, while maintaining comparable accuracy. We believe that the proposed approach could combine with the existing state-of-the-art HAR architecture and easily deployed onto wearable devices for real HAR applications.

Index Terms—Activity recognition, deep learning, convolutional neural networks, split-transform-merge, wearable devices

I. INTRODUCTION

With the continuous technological advancement of mobile devices with sensing capabilities, ubiquitous sensing with the purpose of extracting knowledge from the data acquired by pervasive sensors, has become a very active research area. In particular, human activity recognition (HAR) using inertial sensors such as accelerometer and gyroscope embedded in smartphones or other edge devices has received much attention in recent years, due to the rapid growth of

demand for various real-world applications such as smart homes, health monitoring, and sports tracking[1]. HAR can be considered as a typical pattern recognition (PR) problem, and traditional machine learning approaches such as decision tree[2], support vector machine[3] and naive Bayes[4] have made great achievement on inferring activity kinds. However, those conventional PR approaches may heavily rely on hand-crafted feature extraction[5], which requires expert experience or domain knowledge. In the recent years, convolutional neural networks (CNNs)[6][7], represents the biggest trend in the field of machine learning, which can substitute for manually designed feature extraction procedures. Due to the emergence of CNN, research on machine learning is undergoing a transition from feature engineering to network engineering. Human efforts are shifting to designing smaller network architectures while keeping model performance. For a variety of HAR tasks, it has been widely demonstrated that building deeper CNN may result in higher performance, but lead to the need for more resources such as memory and computational power. Deep models usually have millions of parameters, and their implementation on mobile devices becomes infeasible due to limited resources, which inevitably prevents the wide use of deep learning for HAR on wearable devices[8]. Therefore, it is necessary to develop lightweight CNN to perform HAR.

Recently, there has been rising interest in building small and efficient CNN for various embedded applications, whose goal is to reduce parameters while keeping model performance as much as possible. In particular, research in computer vision has been at the forefront of this work. This motivates a series of works towards lightweight network design, which can be generally categorized into either compressing pre-trained networks or designing small networks directly. For model compression[9], the existing works mainly focus on pruning, decomposing or low-bit representing a basic network architecture, which cannot directly learn CNN from scratch. Due to the loss caused by compression, the performance of compressed model is usually upper bounded by its original pre-trained networks. These approaches often require special architectures and operation such as sparse convolution and fixed-point multiplication, which cannot be directly applied for HAR on off-the-shelf platform and hardware. An alternative is to design lightweight network architecture directly. For example, VGGNets[10] and ResNets[11] exhibit a simple yet efficient strategy of constructing deep networks: stacking building blocks of the same shape. Some researchers have demonstrated that carefully designed topologies are

This work was supported in part by the National Science Foundation of China under Grant 61971228 and the Industry-Academia Cooperation Innovation Fund Projection of Jiangsu Province under Grant BY2016001-02, and in part by the Natural Science Foundation of Jiangsu Province under grant BK20191371. (*Corresponding author: Lei Zhang.*)

Yin Tang, Qi Teng, Lei Zhang and Fuhong Min are with School of Electrical and Automation Engineering, Nanjing Normal University, Nanjing, 210023, China (e-mail: leizhang@njnu.edu.cn).

Jun He is with School of Electronic and Information Engineering, Nanjing University of Information Science and Technology, Nanjing 210044, China.

able to achieve compelling accuracy with low computational complexity. In particular, an important common idea is split-transform-merge[12], in which the input is split into a few lower-dimensional embeddings, transformed by a set of specialized filters, and merged by concatenation. Based on the idea, Xception[13], MobileNet[14], ShuffleNet[15] and ResNeXt[16] have achieved the state-of-the-art performance. However, the aforementioned approaches have seldom been directly adopted for HAR, according to related literatures.

The last few years have seen the success of network engineering in motion vision tasks as mentioned above, but it is still unclear how to adapt these architectures to new HAR dataset tasks, especially when there are remarkable different factors to be considered. In essence, HAR using inertial sensors can be seen as a classic multivariate time series classification problem, which makes use of sliding window to segment sensor signals and extracts discriminative features from them to be able to recognize activities by utilizing a classifier. Therefore, unlike imagery data the HAR task has its own challenges. Though lightweight network modules achieve remarkable results in computer vision tasks, it has seldom been exploited in the field of HAR. As filter is a basic unit of constructing CNN, several researches have been conducted to discover whether it is applicable to re-design smaller filters in deep learning. Beyond the high-level network modules, Yang et al[17] recently proposed an efficient CNN with Lego filters, which achieved state-of-the-art performance on motion vision tasks. For sensor based HAR, replacing ordinary filters with small Lego filters could be one feasible step to develop lightweight CNN deployed on wearable devices.

In this paper, we propose a lightweight CNN for HAR using Lego filters. To the best of our knowledge, building resource constrained deep networks suitable for HAR has never been explored, and this paper is the first try to develop lightweight CNN for HAR on ubiquitous and wearable computing area. Compared with standard convolution, convolution kernels constructed by lower dimensional Lego filters can greatly reduce the number of parameters. We combine Lego filters and the state-of-the-art deep models widely used in HAR, which enables substantially improved efficiency for various HAR applications. A method named as straight-through-estimator (STE)[18] is used to learn optimal permutation of Lego filters for a filter module in an end-to-end manner. A classic split-transform-merge three-stage strategy[13][14] is utilized to further accelerate Lego convolutions. We evaluate our method on five public benchmark datasets, namely UCI-HAR dataset[3], PAMAP2 dataset[19], UNIMIB-SHAR dataset[20], OPPORTUNITY dataset[21], and WISDM dataset[22]. We also test the inference time of this lightweight CNN on Android based smartphones. By comparing with the state-of-the-art methods on classification accuracy, memory and FLOPs (floating number operations), we show how varying compression ratio affects over-all performance, and how such a lightweight system outperforms the state-of-the-art algorithms. Our results indicate the advantage of the lightweight CNN using Lego filters with regards to typical challenges for HAR in ubiquitous and wearable computing scenarios.

The paper is structured as follows. Section II summarizes

related works of HAR and deep compression. Section III presents the details of deep HAR using Lego filters. Section IV details the HAR dataset, experimental setup used, and our experimental results. In Section V, we extend and discuss above experiment results and in Section VI, we draw our conclusions.

II. RELATED WORKS

In recent years, due to advances of the computational capabilities, CNN have achieved remarkable results on sensor based HAR[23] and outperformed other state-of-the-art algorithms which requires advanced preprocessing or cumbersome hand-crafting feature extraction. For example, Zeng et al[6] firstly applied CNN to HAR, which extracts the local dependency and scale invariant characteristics of the acceleration time series. Yang et al[24] applied CNN with hierarchical models to demonstrate its superiority to traditional shallow machine learning methods on several benchmark HAR datasets. Jiang et al[25] transformed the raw sensor signal into 2D image signal, and then a two layer CNN is used to classify this signal image equaling to the desired activity recognition. Hammerla et al[26] did an early work by evaluating the performance of various deep learning techniques through 4000 experiments on some public HAR datasets. Wang et al[27] proposed an attention based CNN to perform weakly labeled HAR tasks, which can greatly facilitate the process of sensor data annotation. Ordez et al[28] proposed a new DeepConvLSTM architecture composed of CNN and recurrent networks, which outperforms CNN. On the whole, shallow neural networks and conventional PR methods could not achieve good performance, compared with deep learning. However, deep models often require lots of computing resources, which is not available for HAR using wearable devices[1][29]. Thus it deserves deep research into lightweight CNN architecture for HAR.

Recent research effort on visual recognition has been shifting to design small network with high performance. In particular, when there are more layers, designing network architectures becomes increasingly difficult due to the growing number of hyper-parameters. The increasing demands for running efficient deep neural networks on embedded devices also encourage the study. Several representative state-of-the-art networks are reviewed. SqueezeNet[30] in early 2016 was the first paper that was concerned with building a memory efficient architecture. VGGNets[10] tend to reduce free choices of hyper-parameters by stacking building block of same shape to construct network, and this strategy is also inherited by ResNets[11]. Another important strategy is split-transform-merge as mentioned above. Based on this strategy, Google's MobileNets[14] goes one step further by modifying the standard convolutional operation as depth-wise separable convolution and point-wise convolution. The idea of depth-wise convolutions in MobileNets is then generalized to group-wise convolutions as in ShuffleNets[15]. Designing convolution with a compact filter can effectively reduce the computation cost. The key idea is to replace the loose and over-parametric filters with compact blocks to improve network performance. As filter is the basic unit in constructing deep

neural networks, Yang et al[17] recently used re-designed Lego filters to accelerate convolutions, which achieved state-of-the-art performance. Despite the success of deep compression on computer vision, the primary use of the aforementioned models mainly lies in image or video tasks, which have seldom been directly adopted to perform HAR. In the next section, we will describe the convolution operation constructed by Lego filters, and then present the entire architecture of the lightweight CNN used in HAR.

III. MODEL

In this section, we discuss our lightweight CNN architecture with Lego filters which is termed as Lego-CNN to handle the unique challenges existed in HAR. The challenges in HAR[1] problem usually include (i) processing units (i.e., filters) in CNN need applied along temporal dimension and (ii) sharing the units in CNN among multiple sensors. For HAR, we deal with multiple channels of time series signals, in which the traditional CNN cannot be used directly. We start with a sliding window strategy, which is adopted to segment the time series signals into a collection of short pieces of signals. Hence the signals are split into windows of a fixed size and an overlap between adjacent windows is tolerated for preserving the continuity of activities. An instance handled by CNN is a two-dimensional matrix with r raw samples, in which each sample contains multiple sensor attributes observed at time t . Here, r is the number of samples per window. For comparison, the baseline model is built as a typical deep CNN, which comprises of convolutional layers, dense layers and softmax layers. Our research aims to realize lightweight CNN for the practical use of HAR. Following the settings of Yang et al[17], we replace the ordinary filters used in convolutional layers with a set of compact Lego filters, that are often of much lower dimensions. As filter is the basic unit in CNN, the ordinary convolution filters stacked by a set of lower-dimensional Lego filters can lead to an efficient model. Instead of manually stacking these Lego filters, we realize convolution operation by simultaneously optimizing Lego filters and their combination (i.e., binary masks) at the training stage of deep neural networks. For binary masks, gradient-based learning is infeasible. Alternatively, the Straight-Through-Estimator (STE) is used in the discrete optimization problem with gradient descent due to its effectiveness and simplicity. As these filter modules share the same set of Lego filter but with different combinations, without loss of generality, a classical split-transform-merge three-stage strategy is adopted to further accelerate convolutions by exploiting intermediate feature maps. An overview of the proposed lightweight HAR system is shown in Fig. 1.

A. Lego Filters for Constructing CNNs

As mentioned above, CNN has achieved the state-of-the-art performance in HAR. Without loss of generality, a common convolutional layer with n filters can be represented as $F = \{f_1, f_2, \dots, f_n\} \in R^{d \times 1 \times c \times n}$, where $d \times 1$ is the size of filters and c is the channel number. The conventional convolution operation can be represented as: $Y = X^T F$, where X and Y are the input and output feature maps of

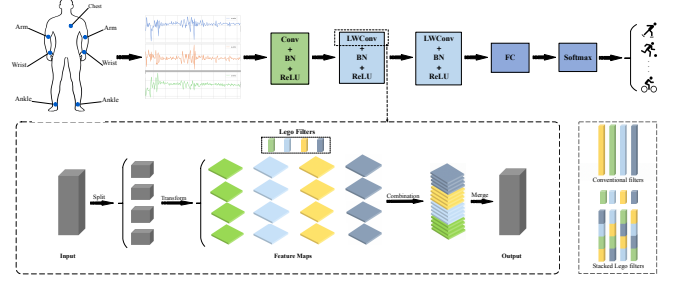


Fig. 1. Overview of the model framework with lightweight CNN for HAR.

this layer. The filters F can be solved by using the standard feed-forward and back-propagation method. To reduce the number of parameters in CNN based HAR, we replace F with a set of smaller filters $B = \{b_1, b_2, \dots, b_k\} \in R^{d \times 1 \times \tilde{c} \times k}$ with fewer channels ($\tilde{c} \ll c$), namely Lego filters[17], which can be represented as: $F = BM$, where M is a linear transformation of stacking Lego filters. Convolutional filters constructed by these Lego filters B of fewer parameters can be solved from the following optimization problem:

$$\hat{B} = \arg\min_B \frac{1}{2} \|Y, L(BM, X)\|_F^2 \quad (1)$$

where $\|\cdot\|_F$ is the Frobenius norm for matrices.

B. Combining Lego Filters and Optimization

To use Lego filters, we further split X into $o = c/\tilde{c}$ fragments $[X_1, \dots, X_o]$, and stack k Lego filters to a matrix $B = [\text{vec}(b_1), \dots, \text{vec}(b_k)] \in R^{d \times 1 \times \tilde{c} \times k}$. Note that each output feature map is the sum of convolutions on all fragments of the input feature maps. e.g., The j -th feature map Y^j formed by the j -th Lego convolutional filter can be formulated as:

$$Y^j = \sum_{i=1}^o X_i^T (BM_i^j) \quad (2)$$

where $M_i^j \in \{0, 1\}^{k \times 1}$ and $\|M_i^j\|_1 = 1$ is a binary mask. As there is the constraint on M with $\|M_i^j\|_1 = 1$, only one Lego filter can be selected from B for the i -th fragment of the input feature maps, which ensure that Lego filters can be concatenated brick by brick. Therefore, the above optimization problem for simultaneously learning Lego filters and their combination in Eq. 1 can be rewritten as:

$$\begin{aligned} \min_{B, M^j} \sum_{i=1}^o \frac{1}{2} \|Y^j - X_i^T (BM_i^j)\|_F^2 \\ \text{s.t. } M_i^j \in \{0, 1\}^{k \times 1}, \|M_i^j\|_1 = 1, i = 1, \dots, o \end{aligned} \quad (3)$$

Evidently, M is a binary matrix which is difficult to optimize using Adam. To solve the optimization problem, the object function can be relaxed by introducing $N \in R^{n \times o \times k}$ whose shape is equivalent to M . For model training, M can be binarized from N as follows:

$$\begin{aligned} M_{i,k}^j = \begin{cases} 1, & \text{if } k = \arg \max N_i^j \\ 0, & \text{otherwise} \end{cases} \\ \text{s.t. } j = 1, \dots, n, i = 1, \dots, o \end{aligned} \quad (4)$$

The gradient ΔN for float parameters N is equivalent to the gradient ΔM . The STE is used for back-propagating gradients throughout the quantization function[17][18].

C. Better Efficient Convolution

In the previous procedure, convolution filters are firstly constructed by a set of Lego filters, and then applied on input feature maps. As these filter modules share the same set of Lego filters but with different combinations, repeated computations will be introduced during the convolution stage. A classical split-transform-merge strategy[14][17] is used to remove these repeated computations and further accelerate convolutions. This split-transform-merge pipeline is introduced as follows:

1. Split: The X is split into o fragments $[X_1, \dots, X_o]$, in which each fragment X_i will be the feature map with smaller channels to be convolved with s set of Lego filters.

2. Transform: The o fragments are convolved with each individual Lego filter, i.e., which leads to $o \times k$ intermediate feature maps in total. The convolution process can be represented as:

$$I_{ij} = X_i^T B_j \quad (5)$$

3. Merge: From the perspective of matrix, Eq. 2 can be easily rewritten as:

$$Y^j = \sum_{i=1}^o (X_i^T B) M_i^j \quad (6)$$

where the $X_i^T B$ is the intermediate feature map I . To remove repeated computations and accelerate convolutions, M extracts intermediate feature maps from I and merge them to produce the output feature maps Y .

IV. EXPERIMENT

We conduct experiments on five public datasets including UCI-HAR dataset, OPPORTUNITY dataset, UNIMIB-SHAR dataset, PAMAP2 dataset and WISDM dataset, which is typical for HAR in ubicomp (described below). The CNN composed of several convolutional layers and one fully connected layer was used as the baseline to evaluate whether the Lego filters can reduce the number of parameters while keeping performance. Batch normalization was applied before each ReLU activation function. Although there are lots of parameters in the last fully connected layer, we do not use Lego filters to compress the last layer in all our experiments. If Lego filters are used to compress the last layer, many classes would share similar features, which would inevitably introduce side effects and deteriorate the classification performance of HAR. We also do not use Lego filters in the first convolutional layer as the size of conventional filter is often small in this layer. That is to say, only the intermediate convolutional layers are compressed with Lego filters.

The different compression rates are explored throughout whole experiments. There are two parameters, e.g., o and m , used to tune compression ratio in Lego-CNN. The o is an integer which indicates the number of fragments input feature maps are split into, and the m is a decimal smaller than one which indicates the ratio of Lego filters compared to the original of each layer, i.e., $\frac{k}{n}$. Here, it is evident that the number of Lego filters k should be smaller than the output channel number n . Since binary matrix M is much smaller than Lego filters parameters, the compression ratio for each convolutional

layer can approximately be calculated as $\frac{n \times o}{k}$. Similarly, the theoretical speedup for an optimized convolution layer using smaller Lego filters can approximately be calculated as $\frac{n}{k}$. However, as mentioned above, the Lego filters have not been applied for each layer and the actual compression ratio cannot attain the aforementioned theoretical upper limit.

In a fully supervised way, the network parameters are optimized by minimizing the cross-entropy loss function with mini-batch gradient descent using an Adam optimizer. The network will be trained at least 500 epochs. The initial learning rate and batch size were set according to different datasets. Since no clear consensus exists on which sliding window size should be preferably employed for deep learning, for comparison, we select the same values used in previous cases of success. As human activity datasets are often highly unbalanced, the overall classification accuracy is not an appropriate measure to evaluate HAR tasks. Requiring performance metrics that are independent of the class distribution, we evaluate the models using the weighted F1 score[28]:

$$F_1 = 2 \sum \frac{N_c}{N_{total}} \frac{Precision_c \times Recall_c}{Precision_c + Recall_c} \quad (7)$$

which considers the correct classification of each class equally important. N_c is the number of samples in class c , and N_{total} is the total number of samples. The experiments are repeated 5 times and the mean F1 score is used as the final measure to evaluate model performance. The model training and classification are run in PyTorch (Paszke et al, 2017[31]) deep learning framework on a machine with an Intel i7-6850K CPU, 32GB RAM and NVIDIA RTX 2080 Ti GPU.

1) The OPPORTUNITY dataset[21]: The dataset contains a set of complex naturalistic activities collected in a sensor-rich environment. During the recordings, participants were asked to perform a session five times with activities of daily living (ADL) and one drill session. The dataset is publicly available and can be downloaded from the UCI Machine Learning repository, which has been used in an open activity recognition challenge. In this paper, we train and test our models on the same subset used in the OPPORTUNITY challenge, which is composed of the recordings of 4 subjects including only on-body sensors. Data is preprocessed at a frequency of 30Hz from 12 locations on the body, and annotated with 18 mid-level gesture annotations.

In the experiment, for each subject, data from 5 different ADLs is recorded. We use ADL1, ADL2 and ADL3 from subject 1, 2 and 3 as our training set, and replicate the most popular recognition challenge by using ADL4 and ADL5 from subject 4 and 5 in our test set. For frame-by-frame analysis, the sliding windows size is 64 and the sliding step is 8. The resulting training set contains approximately 650k samples. For the dataset, the shorthand description of the baseline CNN is $C(128) \rightarrow C(256) \rightarrow C(384) \rightarrow FC \rightarrow S_m$, where $C(L^s)$ denotes a convolutional layer with L^s feature maps, FC a dense layer and S_m a softmax classifier. We replace the two intermediate convolutional layers with Lego filters. The batch size is set to 300 and learning rate was set constant to $5e-4$.

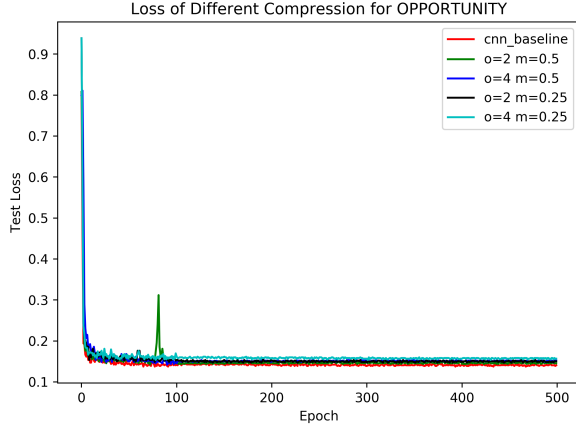


Fig. 2. Overview of the loss of different compression for **OPPORTUNITY** dataset

As there is a notable imbalance in the OPPORTUNITY dataset where the NULL class represents 72.28%, we evaluate model performance considering the NULL class. Fig. 2 shows the effect of increasing compression ratio on the performance with Lego-CNN($o=2, m=0.5$), Lego-CNN($o=4, m=0.5$), Lego-CNN($o=2, m=0.25$), and Lego-CNN ($o=4, m=0.25$) architectures. As mentioned above, we set different o and m to change compression ratio. It can be seen that the baseline CNN achieves 86.10% accuracy. These results of the baseline CNN approach those obtained previously by Yang et. al.[24] using a CNN on raw signal data. From the results in Fig. 2, it can be seen that the baseline CNN consistently outperforms Lego-CNN, which agrees well with our motivation. Compared with the baseline CNN, there is no significant decrease in performance on test data with increasing compression ratio. Table I presents classification accuracy, memory and FLOPs for the different compression rates on the OPPORTUNITY dataset. When compared to the best submissions using CNN for the OPPORTUNITY challenge, accuracy drops less than 1.6%, e.g., Lego-CNN($o=4, m=0.25$). However, it can be noticed that Lego-CNN offers a striking performance improvement: there is a 7.6x compression ratio and 3x speedup in terms of FLOPs. In other words, the Lego filters can efficiently compress networks without increasing any computational burden, which is suitable for HAR applications on mobile devices.

TABLE I
PERFORMANCE OF DIFFERENT COMPRESSION FOR **OPPORTUNITY** DATASET

Model	Acc	Memory	Com	FLOPs	Speed Up
Baseline	86.10%	3.20M	1.0x	41.90M	1.0x
$o=2, m=0.5$	86.01%	0.95M	3.4x	23.15M	1.8x
$o=4, m=0.5$	85.46%	0.61M	5.3x	23.15M	1.8x
$o=2, m=0.25$	85.48%	0.61M	5.3x	13.78M	3.0x
$o=4, m=0.25$	84.50%	0.42M	7.6x	13.78M	3.0x

2) **The PAMAP2 dataset**[19]: The dataset consists of 18 different physical activities such as *house cleaning*, *watching TV*, *rope jumping*, *playing soccer*, etc. As instructed, all subjects performed 12 different activities, and some of the subjects

performed 6 optional activities. The collector aggregated data from 9 subjects wearing 3 inertial measurement units (IMUs) and a heart rate monitor, where the 3 IMUs were placed over the wrist, chest and ankle on the dominant. The heart rate is recorded at a sampling frequency of 9Hz. The IMUs are sampled at a frequency of 100Hz.

For comparison, we subsampled the accelerometer signals to 33.3Hz, which has been used in other HAR literatures. To generate a larger number of segments, we sliced the sensor data using sliding window size corresponds to 5.12 s, which allows a 78% overlapping rate. For the PAMAP2 dataset, we randomly split 80% for training and 20% for test. Considering that there are many categories of dataset, we increase the number of convolution layers and the shorthand description of the baseline CNN is $C(128) \rightarrow C(256) \rightarrow C(384) \rightarrow C(512) \rightarrow C(512) \rightarrow FC \rightarrow S_m$ including 5 convolutional layers and 1 fully connected layer. The batch size is set to 300 and the initial learning rate was set to $1e-4$. The learning rate is reduced by a factor of 0.1 after 100 epochs.

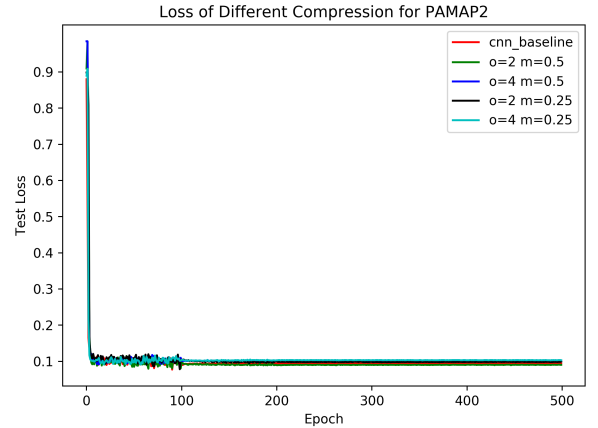


Fig. 3. Overview of the loss of different compression for **PAMAP2** dataset.

In Figure 3, we illustrate the performance of the different compression ratio on the PAMAP2 dataset. The baseline CNN approach cannot offer better results than the Lego-CNN($o=2, m=0.5$). Table II shows the relationship between performance and two parameters. It can be seen that the baseline CNN achieves 91.26% accuracy, which approaches the previous reported results using a CNN (Yang et al, 2018[32]). The Lego-CNN with a range of o and m systematically outperforms baseline in terms of memory and FLOPs. The Lego-CNN($o=2, m=0.5$) presents the best accuracy, which achieves 0.14% improvement on baseline. Note that the baseline network has about 2.8 times more parameters than the Lego-CNN. As compression ratio increases, the performance of the model slightly decreases. When setting $o=4$ and $m=0.25$, we are able to achieve less than 1% accuracy drop with a compression ratio of 5x and a speedup of 3.9x. That is to say, without any extra cost, we can train a lightweight CNN using Lego filters with almost the same accuracy.

TABLE II
PERFORMANCE OF DIFFERENT COMPRESSION FOR **PAMAP2** DATASET

Model	Acc	Memory	Com	FLOPs	Speed Up
Baseline	91.26%	7.93M	1.0x	305.16M	1.0x
o=2,m=0.5	91.40%	2.86M	2.8x	154.48M	2.0x
o=4,m=0.5	90.91%	2.02M	3.9x	154.48M	2.0x
o=2,m=0.25	90.65%	2.02M	3.9x	79.13M	3.9x
o=4,m=0.25	90.52%	1.60M	5.0x	79.13M	3.9x

3) *The UCI-HAR dataset*[3]: The UCI-HAR dataset has been collected from a group of 30 subjects within an age bracket of 19-48 years. Each subject, wearing a Samsung Galaxy S II smartphone on the waist, was asked to perform six activities including *walking*, *walking_upstairs*, *walking_downstairs*, *sitting*, *standing* and *laying*. The three axial linear acceleration and three axial angular velocity were recorded at a constant sample rate of 50Hz by using the embedded accelerometer and gyroscope in the smartphone. The dataset has been labeled manually by video-recorded.

The accelerometer and gyroscope signals were pre-processed by applying noise filters. In particular, the accelerometer signals are composed of gravitational and body motion components, where the gravitational force is assumed to have only low frequency components. Therefore, the above two components were further separated by using a Butterworth low-pass filter with 0.3 Hz cutoff frequency. The sensor signals were then sampled by using a fixed-width sliding windows of 128 and 50% overlap (2.56s/window). For the experiment, the dataset has been randomly partitioned into two sets where 70% of the subjects was selected for generating training data and 30% for test data. For the UCI-HAR dataset, the shorthand description of the baseline CNN is $C(128) \rightarrow C(256) \rightarrow C(384) \rightarrow FC \rightarrow S_m$. The model was trained using Adam optimizer with mini-batch size of 200. The learning rate is reduced by a factor of 0.1 after 100 epochs, and the initial learning rate was set to $4e-4$.

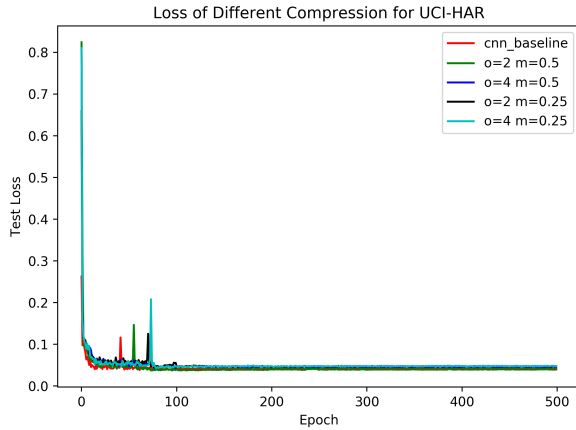


Fig. 4. Overview of the loss of different compression for **UCI-HAR** dataset.

Using the above experiment configurations, we then increase the compression ratio. Fig. 4 shows the effect of increasing compression ratio on performance. Compared with the baseline CNN, the Lego-CNN(o=2,m=0.5) achieves higher

performance on the test set with less parameters. We compare the Lego-CNN with the state-of-the-art CNN based methods in HAR, as seen in the Table III. The best published results on this task to our knowledge is 97.62% using CNN combined with hand-crafted features(Ignatov et al, 2018[33]). To make the comparison more fair, we train the baseline CNN without using other techniques, which achieves 96.23% accuracy, almost in line with the results using CNN alone by Jiang et al[25]. Comparison shows that the Lego-CNN(o=2,m=0.5) even outperforms the baseline CNN, achieving an accuracy of 96.27% with a compression ratio of 2.7x and a speedup of 2x. We argue that if parameters are not too few, parameters are enough to learn comparable or even better results. There is a continuous decrease on performance as compression ratio increases. Accuracy only drops 0.73% than the baseline CNN accompanied by a compression ratio of 5.2x and a speedup of 3.9x, which is acceptable for the mobile HAR task.

TABLE III
PERFORMANCE OF DIFFERENT COMPRESSION FOR **UCI-HAR** DATASET

Model	Acc	Memory	Com	FLOPs	Speed Up
Baseline	96.23%	3.55M	1.0x	69.62M	1.0x
o=2,m=0.5	96.27%	1.30M	2.7x	34.99M	2.0x
o=4,m=0.5	95.90%	0.92M	3.9x	34.99M	2.0x
o=2,m=0.25	95.92%	0.92M	3.9x	17.67M	3.9x
o=4,m=0.25	95.50%	0.69M	5.2x	17.67M	3.9x

4) *The UNIMIB-SHAR dataset*[20]: This dataset is a new dataset which includes 11,771 samples for the use of HAR and fall detection. The dataset aggregates data from 30 subjects (6 male and 24 female whose ages ranging from 18 to 60 years) acquired using a Bosh BMA220 3D accelerometer of a Samsung Galaxy Nexus I9250 smartphone. The data are sampled at a frequency of 50 Hz, which is commonly used in the related literature for HAR. The whole dataset consists of 17 fine grained classes, which is further split into 9 types of ADLs and 8 types of falls. The dataset also stores related information used to select samples according to different criteria, such as the type of ADL performed, the gender, the age, and so on.

Unlike OPPORTUNITY, there is no any NULL class in the UNIMIB SHAR dataset, which remains fairly balanced. For this dataset, the sliding windows of data and their associated labels are directly produced with a fixed length $T = 151$, which corresponds to approximately 3s. The sliding step length is set to 3. The dataset contains 11,771 time windows of size 151×3 in total. In the experiment, the dataset is randomly divided into two parts where 70% was selected to generate training data and 30% test data. For the UNIMIB-SHAR dataset, the network structure of the baseline of CNN is $C(128) \rightarrow C(256) \rightarrow C(384) \rightarrow FC \rightarrow S_m$, which has 3 convolutional layers and 1 fully connected layer. The model was trained using Adam optimizer with mini-batch size of 200, and the learning rate was set to $5e-4$.

Fig. 5 demonstrate the performance of Lego-CNN with a range of compression ratio compared with the baseline CNN. The Lego-CNN(o=2,m=0.5) achieves almost the same

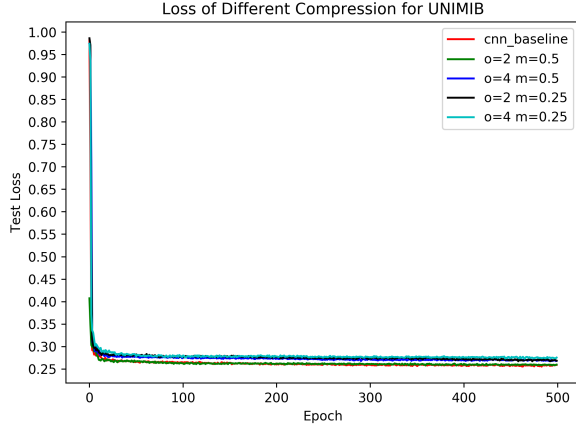


Fig. 5. Overview of the loss of different compression for **UNIMIB-SHAR** dataset.

accuracy with the baseline CNN, and there is a steady slight decrease in performance on test data with increasing compression ratio. Table IV demonstrates the performance of our model compared with the state-of-the-arts using CNN in terms of accuracy, compression ratio, memory, and FLOPs. To our knowledge, the best result reported using CNN on this dataset is 74.66% (Li et al. 2018)[34], which is consistent with our results of CNN. It can be noticed that accuracy of Lego-CNN($\alpha=2, m=0.5$) only drops 0.05% less than that of the baseline CNN. Accuracy keeps to be almost the same with 3.1x compression ratio. Meanwhile, FLOPs reduced a lot in the model by approximately 2x. In the extreme compression situation of 6.6x, the Lego-CNN with coefficient $\alpha=4, m=0.25$ still could maintain performance about 72.80% accuracy, compared to 74.46% accuracy of the baseline CNN. From results in the table, the Lego-CNN is more portable alternative to the existing state-of-the-art HAR applications using CNN.

TABLE IV
PERFORMANCE OF DIFFERENT COMPRESSION FOR **UNIMIB-SHAR** DATASET

Model	Acc	Memory	Com	FLOPs	Speed Up
Baseline	74.46%	5.80M	1.0x	40.73M	1.0x
$\alpha=2, m=0.5$	74.41%	1.87M	3.1x	20.47M	2.0x
$\alpha=4, m=0.5$	73.27%	1.22M	4.8x	20.47M	2.0x
$\alpha=2, m=0.25$	73.25%	1.22M	4.8x	10.33M	3.9x
$\alpha=4, m=0.25$	72.80%	0.88M	6.6x	10.33M	3.9x

5) **The WISDM dataset**[22]: This WISDM dataset contains 1098213 samples which belong to 29 subjects. One tri-axial accelerometer embedded in mobile phones with Android OS is used to generate data. In a supervised condition, the smartphones were placed in a front leg pocket of the dominant. Each subject performed 6 distinctive human activities of *walking, jogging, walking upstairs, walking downstairs, sitting and standing*. The acceleration signals were recorded at a constant sampling rate of 20Hz (Kwapisz, Weiss, and Moore 2011[22]). In the experiment, the accelerometer signals were preprocessing by the sliding window technique. The sliding windows size was set to 10s and the sliding step

length was set to 1s, which allows a 90% overlapping rate. The whole WISDM dataset was randomly split into two parts where 70% was selected to generate training data and the rest test data. The shorthand description of the baseline CNN is $C(64) \rightarrow C(128) \rightarrow C(256) \rightarrow C(256) \rightarrow C(384) \rightarrow FC \rightarrow S_m$, which has 5 convolutional layers and 1 fully connected layer. The network will be trained with the batch size of 200 using the conventional Adam optimizer. The initial learning rate is set as 0.001, which will be reduced by a factor of 0.1 after each 100 epochs.

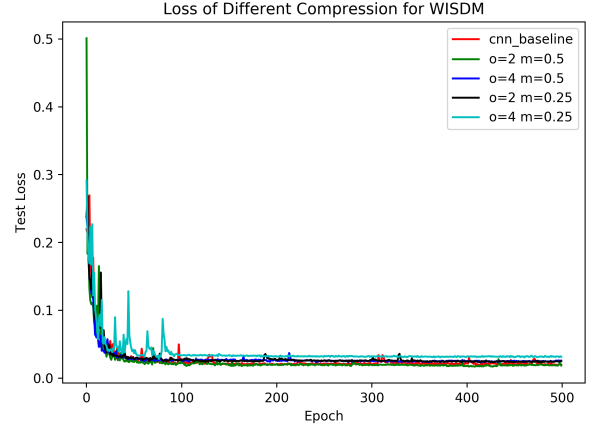


Fig. 6. Overview of the loss of different compression for **WISDM** dataset.

As seen in Fig. 6, there is no significant decrease on performance of the Lego-CNN with moderate compression rates. According to the test curve, the Lego-CNN($\alpha=2, m=0.5$) even is able to achieve higher performance than baseline. We compare the performance of Lego-CNN and the baseline CNN on the WISDM dataset. To our knowledge, the best published results using a CNN on this dataset is 98.2% using spectrogram signals instead of raw acceleration data (Ravi et al, 2016[35]; Alsheikh et al, 2015[36]). Since main research motivation in the paper is to discuss lightweight CNN using Lego filters, for simplicity, we still train the baseline CNN with raw acceleration data, which achieve 97.30% accuracy, slightly lower than above results. From results in the Table V, what you can see is that the Lego-CNN($\alpha=2, m=0.5$) achieves 0.21% performance improvement on baseline with a compression ratio of 3.1x and a speedup of 2x. And it is worth mentioning that, even in the extreme situation, the Lego-CNN($\alpha=4, m=0.25$) achieves only 1% accuracy drop than baseline with a compression ratio of 6.8x and a speedup of 4x.

TABLE V
PERFORMANCE OF DIFFERENT COMPRESSION FOR **WISDM** DATASET

Model	Acc	Memory	Com	FLOPs	Speed Up
Baseline	97.30%	5.15M	1.0x	132.09M	1.0x
$\alpha=2, m=0.5$	97.51%	1.64M	3.1x	66.11M	2.0x
$\alpha=4, m=0.5$	96.90%	1.07M	4.8x	66.11M	2.0x
$\alpha=2, m=0.25$	96.92%	1.07M	4.8x	33.12M	4.0x
$\alpha=4, m=0.25$	96.30%	0.76M	6.8x	33.12M	4.0x

6) *The Generalization Ability*: CNNs have better learning abilities, while shallow models with fewer parameters are more memory efficient. The combination of those two models has the potential to implement both accurate and lightweight HAR on wearable devices. Recently, Ignatov proposed using CNNs for local feature extraction together with simple statistical features that preserve information about the entire time series of HAR, achieving the state-of-the-art performance[33]. To verify the generalization ability of our model, we make a combination of the proposed model with Ignatov’s work, whose architecture combines a standard CNN for local feature extraction together with statistical features inserted into the fully connected layer. In the convolution operation, we replace the original convolutional filters with lightweight Lego filters to distract local features of HAR time series signals. Table VI shows the results of trained network on the UCI-HAR dataset. Our model is still able to achieve considerable performance with much less parameters comparing with Ignatov’s results.

TABLE VI
PERFORMANCE WITH STATISTICAL FEATURE

Model	Acc	Memory	Com
CNN(Baseline)	96.80%	3.48M	1.0x
Lego-CNN(o=2,m=0.5)	96.97%	1.12M	3.1x
Lego-CNN(o=4,m=0.5)	96.30%	0.72M	4.8x
Lego-CNN(o=2,m=0.25)	96.19%	0.72M	4.8x
Lego-CNN(o=4,m=0.25)	95.90%	0.52M	6.7x

V. DISCUSSION

Throughout the whole experiments, there are two tunable parameters in Lego-CNN, in which o indicates the number of fragments input feature maps are split into and m indicates the ratio of Lego filters compared to the original of each layer, i.e., $\frac{k}{n}$. We are able to achieve different compression rates by setting o or m . As compression ratio grows, accuracy often drops, which will lead to a decrease on memory or FLOPs. Thus there is a trade-off between accuracy, memory and FLOPs. Actually, memory can directly indicates the final compression performance of the model. Under the same memory budget, the experiment result show that higher o with much more fragments still achieve almost the same accuracy, but takes much more FLOPs. For example, the Lego-CNN(o=4,m=0.5) can achieve comparable accuracy with the Lego-CNN(o=2,m=0.25), but costs almost twice FLOPs. With the same memory, one should choose smaller o to balance memory and FLOPs, which is also in line with Yang et al’s[17] results on visual tasks.

To analyze the results in more detail, we show the confusion matrices for the PAMAP2 dataset using the baseline CNN, Lego-CNN(o=2,m=0.5) and Lego-CNN(o=4,m=0.25), as can be seen in Fig. 7. The three confusion matrices indicate that many of the misclassification are due to confusion between these activities, e.g., “Ascending stairs” and “Cycling”, “Rope jumping” and “Walking”. This is because the signal vibration in these two cases are similar. From the results, it

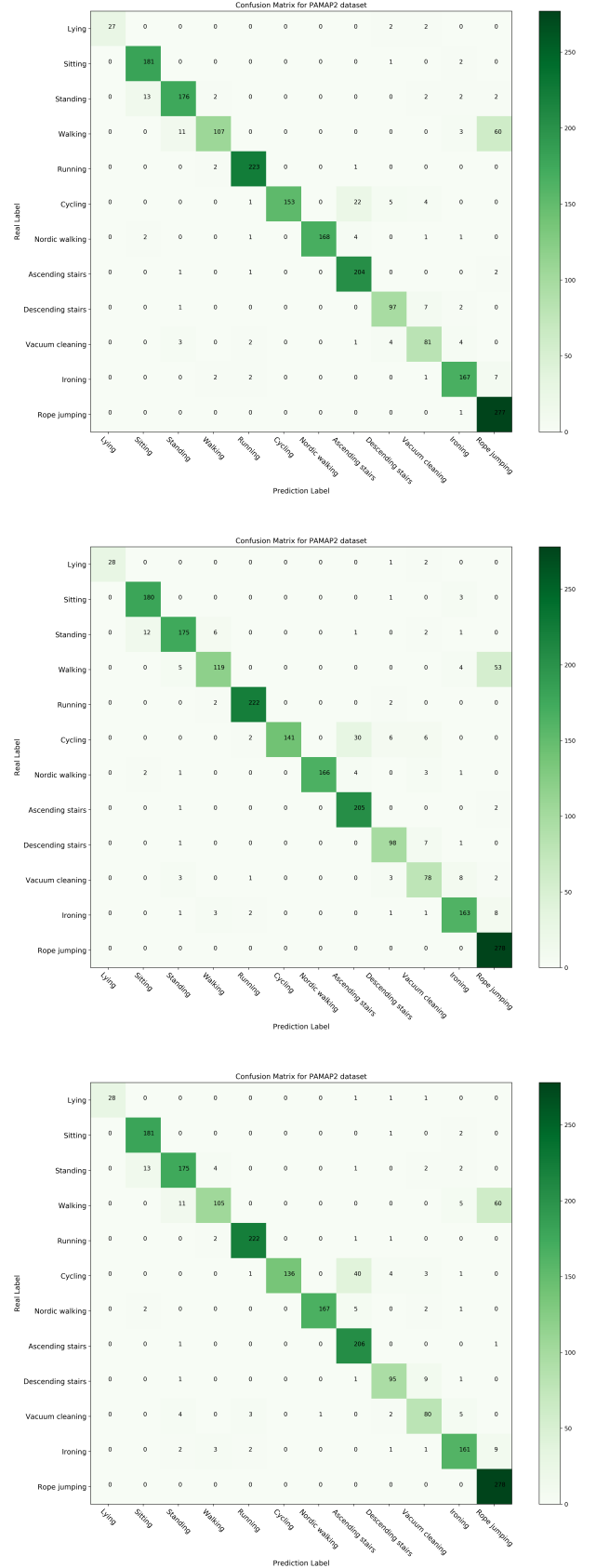


Fig. 7. Confusion matrix for **PAMAP2** dataset between the baseline and the Lego-CNN. From top to bottom, confusion matrix for the baseline, Lego-CNN(o=2,m=0.5), and Lego-CNN(o=4,m=0.25)

can be observed that the Lego-CNN can perform comparably well with the baseline CNN. The confusion matrices show similar outputs varying slightly in the classification accuracy. There is no significant decrease on classification performance as compression ratio increases.

Activity	Probability
Downstairs	0.01
Jogging	0.0
Sitting	0.0
Standing	0.02
Upstairs	0.97
Walking	0.0

Fig. 8. Screenshot of real implementation with Lego-CNN model

Finally, we evaluate the inference time of the Lego-CNN models on a real mobile device. The HAR APP system presented in[37] was used as a reference point for the evaluation, which is a smartphone-based application for mobile activity recognition. A screenshot of the app’s main window is shown in Figure 8. Our experiment was implemented on a Huawei Honor 20i device with the Android OS(10.0.0). We take several PyTorch trained models with different compression ratio on the WISDM dataset and deploy them to build an Android application that can perform on-device activity recognition. The model is converted into .pt file and the PyTorch Mobile is added as a Gradle dependency(Java). The classifications can be performed by loading the saved model with PyTorch Mobile. As shown in Table VII, due to memory access and other overheads, it can conclude to that the Lego-CNN(o=4,m=0.25) with 4x theoretical complexity reduction usually results in a 1.7x actual speedup in the implementation.

TABLE VII
MODEL INFERENCE TIME FOR DIFFERENT COMPRESSION

Model	Inference Time(ms/window)
CNN(Baseline)	146-200ms
Lego-CNN(o=2,m=0.5)	110-153ms
Lego-CNN(o=4,m=0.25)	85-117ms

VI. CONCLUSION

Recently, deep CNNs have achieved state-of-the-art performance on various HAR benchmark datasets, which require enormous resources and is not available for wearable

based HAR. Although a series of lightweight structure designs have demonstrated their success in reducing the computational complexity of CNN on visual tasks. They often rely on special network structures, which have been seldom directly adopted for HAR. On the other hand, less complex models such as shallow machine learning techniques could not achieve good performance. Therefore, it is necessary to develop lightweight deep CNNs to perform HAR. In the paper, we for the first time proposed a lightweight CNN using Lego filters for wearable based HAR tasks. The conventional filters could be replaced with a set of smaller Lego filter, which never rely on special network structures. The STE method is used to optimize the permutation of Lego filters for a filter module. The three-stage split-transform-merge strategy is utilized to further accelerate intermediate convolutions. An evaluation of the architecture is performed on five public HAR datasets, UCI-HAR dataset, OPPORTUNITY dataset, UNIMIB-SHAR dataset, PAMAP2 dataset, and WISDM dataset, achieving comparable accuracy with baseline CNN model. In addition, the performance for different compression rates is also evaluated. We find that applying Lego convolutions can greatly reduce memory and FLOPs without any extra cost. In order to get better insights on the actual system performance, we evaluate the model performance by using confusion matrix to associate explicit feature representation. The results indicate that there is no remarkable decrease on classification performance as compression ratio increases. Finally, we measure the actual performance of Lego-CNN on a smartphone with an Android platform. From the results, we believe that the proposed Lego-CNN could be used to update any existing state-of-the-art CNN based HAR architecture and easily deployed onto wearable devices for real HAR applications.

REFERENCES

- [1] J. Wang, Y. Chen, S. Hao, X. Peng, and L. Hu, “Deep learning for sensor-based activity recognition: A survey,” *Pattern Recognition Letters*, vol. 119, pp. 3–11, 2019.
- [2] P. Casale, O. Pujol, and P. Radeva, “Human activity recognition from accelerometer data using a wearable device,” in *Iberian Conference on Pattern Recognition and Image Analysis*. Springer, 2011, pp. 289–296.
- [3] D. Anguita, A. Ghio, L. Oneto, X. Parra, and J. L. Reyes-Ortiz, “Human activity recognition on smartphones using a multiclass hardware-friendly support vector machine,” in *International workshop on ambient assisted living*. Springer, 2012, pp. 216–223.
- [4] H. Zhang, “The optimality of naive bayes,” *AA*, vol. 1, no. 2, p. 3, 2004.
- [5] M. Berchtold, M. Budde, D. Gordon, H. R. Schmidtke, and M. Beigl, “Actiserv: Activity recognition service for mobile phones,” in *International Symposium on Wearable Computers (ISWC) 2010*. IEEE, 2010, pp. 1–8.
- [6] M. Zeng, L. T. Nguyen, B. Yu, O. J. Mengshoel, J. Zhu, P. Wu, and J. Zhang, “Convolutional neural networks for human activity recognition using mobile sensors,” in *6th International Conference on Mobile Computing, Applications and Services*. IEEE, 2014, pp. 197–205.
- [7] H. F. Nweke, Y. W. Teh, M. A. Al-Garadi, and U. R. Alo, “Deep learning algorithms for human activity recognition using mobile and wearable sensor networks: State of the art and research challenges,” *Expert Systems with Applications*, vol. 105, pp. 233–261, 2018.
- [8] Q. Teng, K. Wang, L. Zhang, and J. He, “The layer-wise training convolutional neural networks using local loss for sensor based human activity recognition,” *IEEE Sensors Journal*, 2020.
- [9] Y. Cheng, D. Wang, P. Zhou, and T. Zhang, “A survey of model compression and acceleration for deep neural networks,” *arXiv preprint arXiv:1710.09282*, 2017.

- [10] K. Simonyan and A. Zisserman, "Very deep convolutional networks for large-scale image recognition," *arXiv preprint arXiv:1409.1556*, 2014.
- [11] K. He, X. Zhang, S. Ren, and J. Sun, "Deep residual learning for image recognition," in *Proceedings of the IEEE conference on computer vision and pattern recognition*, 2016, pp. 770–778.
- [12] S. Xie, R. Girshick, P. Dollár, Z. Tu, and K. He, "Aggregated residual transformations for deep neural networks," in *Proceedings of the IEEE conference on computer vision and pattern recognition*, 2017, pp. 1492–1500.
- [13] F. Chollet, "Xception: Deep learning with depthwise separable convolutions," in *Proceedings of the IEEE conference on computer vision and pattern recognition*, 2017, pp. 1251–1258.
- [14] A. G. Howard, M. Zhu, B. Chen, D. Kalenichenko, W. Wang, T. Weyand, M. Andreetto, and H. Adam, "Mobilenets: Efficient convolutional neural networks for mobile vision applications," *arXiv preprint arXiv:1704.04861*, 2017.
- [15] X. Zhang, X. Zhou, M. Lin, and J. Sun, "Shufflenet: An extremely efficient convolutional neural network for mobile devices," in *Proceedings of the IEEE conference on computer vision and pattern recognition*, 2018, pp. 6848–6856.
- [16] A. Sharma and S. K. Muttou, "Spatial image steganalysis based on resnext," in *2018 IEEE 18th International Conference on Communication Technology (ICCT)*. IEEE, 2018, pp. 1213–1216.
- [17] Z. Yang, Y. Wang, C. Liu, H. Chen, C. Xu, B. Shi, C. Xu, and C. Xu, "Legonet: Efficient convolutional neural networks with lego filters," in *International Conference on Machine Learning*, 2019, pp. 7005–7014.
- [18] I. Hubara, M. Courbariaux, D. Soudry, R. El-Yaniv, and Y. Bengio, "Binarized neural networks," in *Advances in neural information processing systems*, 2016, pp. 4107–4115.
- [19] A. Reiss and D. Stricker, "Introducing a new benchmarked dataset for activity monitoring," in *2012 16th International Symposium on Wearable Computers*. IEEE, 2012, pp. 108–109.
- [20] D. Micucci, M. Mobilio, and P. Napolitano, "Unimib shar: A dataset for human activity recognition using acceleration data from smartphones," *Applied Sciences*, vol. 7, no. 10, p. 1101, 2017.
- [21] R. Chavarriaga, H. Sagha, A. Calatroni, S. T. Digumarti, G. Tröster, J. d. R. Millán, and D. Roggen, "The opportunity challenge: A benchmark database for on-body sensor-based activity recognition," *Pattern Recognition Letters*, vol. 34, no. 15, pp. 2033–2042, 2013.
- [22] J. R. Kwapisz, G. M. Weiss, and S. A. Moore, "Activity recognition using cell phone accelerometers," *ACM SigKDD Explorations Newsletter*, vol. 12, no. 2, pp. 74–82, 2011.
- [23] M. Janidarmian, A. Roshan Fekr, K. Radecka, and Z. Zilic, "A comprehensive analysis on wearable acceleration sensors in human activity recognition," *Sensors*, vol. 17, no. 3, p. 529, 2017.
- [24] J. Yang, M. N. Nguyen, P. P. San, X. L. Li, and S. Krishnaswamy, "Deep convolutional neural networks on multichannel time series for human activity recognition," in *Twenty-Fourth International Joint Conference on Artificial Intelligence*, 2015.
- [25] W. Jiang and Z. Yin, "Human activity recognition using wearable sensors by deep convolutional neural networks," in *Proceedings of the 23rd ACM international conference on Multimedia*. Acm, 2015, pp. 1307–1310.
- [26] N. Y. Hammerla, S. Halloran, and T. Plötz, "Deep, convolutional, and recurrent models for human activity recognition using wearables," *arXiv preprint arXiv:1604.08880*, 2016.
- [27] K. Wang, J. He, and L. Zhang, "Attention-based convolutional neural network for weakly labeled human activities recognition with wearable sensors," *IEEE Sensors Journal*, 2019.
- [28] F. J. Ordóñez and D. Roggen, "Deep convolutional and lstm recurrent neural networks for multimodal wearable activity recognition," *Sensors*, vol. 16, no. 1, p. 115, 2016.
- [29] K. Wang, J. He, and L. Zhang, "Sequential weakly labeled multi-activity recognition and location on wearable sensors using recurrent attention network," *arXiv*, pp. arXiv–2004, 2020.
- [30] F. N. Iandola, S. Han, M. W. Moskewicz, K. Ashraf, W. J. Dally, and K. Keutzer, "Squeezenet: Alexnet-level accuracy with 50x fewer parameters and < 0.5 mb model size," *arXiv preprint arXiv:1602.07360*, 2016.
- [31] A. Paszke, S. Gross, S. Chintala, G. Chanan, E. Yang, Z. DeVito, Z. Lin, A. Desmaison, L. Antiga, and A. Lerer, "Automatic differentiation in pytorch," 2017.
- [32] Z. Yang, O. I. Raymond, C. Zhang, Y. Wan, and J. Long, "Dfnet: towards 2-bit dynamic fusion networks for accurate human activity recognition," *IEEE Access*, vol. 6, pp. 56 750–56 764, 2018.
- [33] A. Ignatov, "Real-time human activity recognition from accelerometer data using convolutional neural networks," *Applied Soft Computing*, vol. 62, pp. 915–922, 2018.
- [34] F. Li, K. Shirahama, M. Nisar, L. Köping, and M. Grzegorzec, "Comparison of feature learning methods for human activity recognition using wearable sensors," *Sensors*, vol. 18, no. 2, p. 679, 2018.
- [35] D. Ravi, C. Wong, B. Lo, and G.-Z. Yang, "Deep learning for human activity recognition: A resource efficient implementation on low-power devices," in *2016 IEEE 13th International Conference on Wearable and Implantable Body Sensor Networks (BSN)*. IEEE, 2016, pp. 71–76.
- [36] M. A. Alsheikh, A. Selim, D. Niyato, L. Doyle, S. Lin, and H.-P. Tan, "Deep activity recognition models with triaxial accelerometers," in *Workshops at the Thirtieth AAAI Conference on Artificial Intelligence*, 2016.
- [37] D. Singh, E. Merdivan, I. Psychoula, J. Kropf, S. Hanke, M. Geist, and A. Holzinger, "Human activity recognition using recurrent neural networks," in *International Cross-Domain Conference for Machine Learning and Knowledge Extraction*. Springer, 2017, pp. 267–274.