

Nonlinear State Estimation for Inertial Navigation Systems With Intermittent Measurements

Miaomiao Wang^a Abdelhamid Tayebi^{a,b}

^a*Department of Electrical and Computer Engineering, Western University, London, Ontario, Canada, N6A 3K7*

^b*Department of Electrical Engineering, Lakehead University, Thunder Bay, Ontario, Canada, P7B 5E1*

Abstract

This paper considers the problem of simultaneous estimation of the attitude (orientation), position and linear velocity for vehicles navigating in a three-dimensional space. We propose two types of hybrid nonlinear observers using continuous angular velocity and linear acceleration measurements as well as intermittent landmark position measurements. The first one relies on a fixed-gain design approach based on an infinite-dimensional optimization, while the second one relies on a variable-gain design approach based on a continuous-discrete Riccati equation. For each case, we provide two different observers with and without the estimation of the gravity vector, respectively. The proposed observers are shown to be exponentially stable with a large domain of attraction. Simulation and experimental results are presented to illustrate the performance of the proposed observers.

Key words: Inertial navigation, nonlinear observers, hybrid dynamical systems, intermittent measurements

1 Introduction

In the present work, we are interested in the problem of simultaneous estimation of the attitude, position and linear velocity of a rigid body evolving in a three-dimensional space. This type of estimation, referred to as inertial navigation observer, is crucial for autonomous navigation systems. It is well known that the attitude can be estimated using body-frame observations of some known inertial vectors, *e.g.*, using a star tracker or an inertial measurement unit (IMU), while the position and linear velocity can be obtained, for instance, from a Global Positioning System (GPS). However, it is challenging to design inertial navigation observers for applications in GPS-denied environments (*e.g.*, indoor applications). As an alternative solution to the lack of GPS information, one can use, for instance, bearing measurements from vision system or range measurements from Ultra Wideband systems. In this context, some techniques combining IMU and vision-based land-

mark position measurements have been proposed in the literature ([Rehbinder and Ghosh, 2003](#); [Mourikis and Roumeliotis, 2007](#); [Mourikis et al., 2009](#)). A class of nonlinear invariant pose (attitude and position) observers, designed on the matrix Lie group $SE(3)$ using group velocity (angular and linear velocities) and vision-based landmark position measurements, have been proposed in ([Vasconcelos et al., 2010](#); [Hua et al., 2015](#); [Khosravi et al., 2015](#)) with almost global asymptotic stability guarantees, and in ([Wang and Tayebi, 2017](#); [Wang and Tayebi, 2019](#)) with global asymptotic/exponential stability guarantees.

In practice, obtaining the linear velocity using low-cost sensors in GPS-denied environments is not an easy task. Therefore, it is of great importance to develop estimation algorithms that provide the pose and linear velocity using inertial-vision systems. Vision systems for autonomous navigation have been widely used in robotics application for many years ([Kelly and Sukhatme, 2011](#); [Hesch et al., 2013](#); [Scaramuzza and Fraundorfer, 2011](#)). Most of the existing results in the literature for the pose and linear velocity estimation rely on Kalman-type filters such as the extended Kalman filter (EKF) and unscented Kalman filter (UKF) ([Mourikis and Roumeliotis, 2007](#); [Mourikis et al., 2009](#)). It is well known that these Kalman-type filters, relying on local linearizations, suffer from large computational overhead and

* This work was supported by the National Sciences and Engineering Research Council of Canada-NSERC-DG 228465-2013-RGPIN. The material in this paper was not presented at any conferences. Corresponding author A. Tayebi, Tel.: (807) 343-8597, fax: (807) 766-7243.

Email addresses: mwang448@uwo.ca (Miaomiao Wang), atayebi@lakeheadu.ca (Abdelhamid Tayebi).

lack of strong stability guarantees. Recently, nonlinear geometric observers for inertial navigation systems, using IMU and landmark position measurements, have been emerged in the literature. An invariant Extended Kalman Filter (IEKF) has been proposed in (Barrau and Bonnabel, 2017), and a Riccati-based observer, with gravity estimation, has been proposed in (Hua and Allibert, 2018). In contrast to these observers with local stability guarantees, hybrid nonlinear geometric observers with global exponential stability guarantees have been proposed in (Wang and Tayebi, 2018; Wang and Tayebi, 2020).

On the other hand, some interesting results, addressing the estimation problem with intermittent measurements, have been proposed in (Ferrante et al., 2016; Li et al., 2017; Sferlazza et al., 2019; Alonge et al., 2019; Berkane and Tayebi, 2019). This problem is motivated by the fact that some applications may involve different type of sensors with different bandwidths and communication delays, and as such, irregular sensors sampling may take place. For instance, IMU measurements can be easily considered as continuous compared to visual measurements which often require low sampling rates due to hardware limitations of the vision sensors and the heavy image processing computations. Therefore, the stability is not guaranteed if one tries to implement continuous-time observers in applications involving intermittent measurements combining sensors with different bandwidth characteristics (such as IMU and vision systems), and as such, the observers needs to be carefully redesigned.

In this paper, we propose two types of hybrid nonlinear observers, with fixed and variable gains, for inertial navigation systems, relying on continuous angular velocity and linear acceleration measurements, and intermittent landmark measurements. The main advantage of the variable gain observers is their efficiency in handling measurement noise via a systematic tuning of the gains. For each type, we provide two different observers, with and without the knowledge of the gravity vector, endowed with exponential stability guarantees with a large domain of attraction. The exponential stability results obtained in this paper do not rely on linearizations compared to the recent work in (Barrau and Bonnabel, 2017; Hamel and Samson, 2018). In fact, the proposed observers do not have any restrictions on the initial conditions of the position and linear velocity. In contrast to the present work, the hybrid observers proposed in our previous work (Wang and Tayebi, 2020) are not designed to handle intermittent landmark measurements. Moreover, our hybrid observers with gravity estimation do not require the knowledge of the gravity vector, which was not considered in (Barrau and Bonnabel, 2017; Wang and Tayebi, 2020). Unlike the results of (Berkane and Tayebi, 2017; Berkane and Tayebi, 2019), the estimated attitude from our hybrid observers is continuous, which is desirable in practice, especially when dealing with

observer-controller implementations.

The remainder of this paper is organized as follows: Section 2 introduces some preliminary notions that will be used throughout this paper. Section 3 is devoted to the design of the nonlinear observers for inertial navigation systems with fixed-gain design and variable-gain design. Simulation and experimental results are presented in Section 4 and Section 5, respectively.

2 Preliminary Material

2.1 Notations

The sets of real, non-negative real, natural numbers and non-zero natural numbers are denoted as \mathbb{R} , $\mathbb{R}_{\geq 0}$, \mathbb{N} and $\mathbb{N}_{>0}$, respectively. We denote by \mathbb{R}^n the n -dimensional Euclidean space, and denote by \mathbb{S}^n the set of $(n+1)$ -dimensional unit vectors. Given two matrices, $A, B \in \mathbb{R}^{m \times n}$, their Euclidean inner product is defined as $\langle\langle A, B \rangle\rangle = \text{tr}(A^\top B)$. The Euclidean norm of a vector $x \in \mathbb{R}^n$ is defined as $\|x\| = \sqrt{x^\top x}$, and the Frobenius norm of a matrix $X \in \mathbb{R}^{n \times m}$ is given by $\|X\|_F = \sqrt{\langle\langle X, X \rangle\rangle}$. A n -by- n identity matrix is denoted by I_n and a n -by- m zero matrix is denoted by $0_{n \times m}$. For a given matrix $A \in \mathbb{R}^{n \times n}$, we define $\mathcal{E}(A)$ as the set of all unit eigenvectors of A . We denote by λ_i^A the i -th eigenvalue of A , and by λ_m^A and λ_M^A the minimum and maximum eigenvalue of A , respectively.

Let $\{\mathcal{I}\}$ be an inertial frame and $\{\mathcal{B}\}$ be a frame attached to a rigid body. The matrix $R \in SO(3)$ denotes the rotation of frame $\{\mathcal{B}\}$ with respect to frame $\{\mathcal{I}\}$, where $SO(3) := \{R \in \mathbb{R}^{3 \times 3} | RR^\top = R^\top R = I_3, \det R = 1\}$. We denote by $p \in \mathbb{R}^3$ and $v \in \mathbb{R}^3$, the position and linear velocity of the rigid-body expressed in the inertial frame $\{\mathcal{I}\}$, respectively. The *Lie algebra* of $SO(3)$, denoted by $\mathfrak{so}(3)$, is given by $\mathfrak{so}(3) = \{\Omega \in \mathbb{R}^{3 \times 3} | \Omega = -\Omega^\top\}$. We denote by \times the vector cross-product on \mathbb{R}^3 , and define the map $(\cdot)^\times : \mathbb{R}^3 \rightarrow \mathfrak{so}(3)$ such that $x \times y = x^\times y, \forall x, y \in \mathbb{R}^3$. For any $R \in SO(3)$, we define $|R|_I \in [0, 1]$ as the normalized Euclidean distance on $SO(3)$ with respect to the identity I_3 , such that $|R|_I^2 = \frac{1}{8}\|I_3 - R\|_F^2 = \frac{1}{4}\text{tr}(I_3 - R)$. Let the map $\mathcal{R}_a : \mathbb{R} \times \mathbb{S}^2$ represent the well-known angle-axis parametrization of the attitude, which is given by $\mathcal{R}_a(\theta, u) := I_3 + \sin \theta u^\times + (1 - \cos \theta)(u^\times)^2$ with $\theta \in \mathbb{R}$ denoting the rotation angle and $u \in \mathbb{S}^2$ denoting the rotation axis. For any matrix $A = [a_{ij}]_{1 \leq i, j \leq 3} \in \mathbb{R}^{3 \times 3}$, we define $\psi(A) = \frac{1}{2}[a_{32} - a_{23}, a_{13} - a_{31}, a_{21} - a_{12}]^\top$. One can verify the identity $\langle\langle A, u^\times \rangle\rangle = 2u^\top \psi(A)$.

2.2 Hybrid Systems Framework

Define the *hybrid time domain* as a subset $E \subset \mathbb{R}_{\geq 0} \times \mathbb{N}$ in the form of $E = \bigcup_{j=0}^{J-1} ([t_j, t_{j+1}] \times \{j\})$, for some finite sequence $0 = t_0 \leq t_1 \leq \dots \leq t_J$, with the last interval

possibly in the form $[t_j, T)$ with T finite or $T = +\infty$. On each hybrid time domain, there is a natural ordering of points $:(t, j) \preceq (t', j')$ if $t \leq t'$ and $j \leq j'$. Given a smooth manifold \mathcal{M} embedded in \mathbb{R}^n , define $T\mathcal{M}$ as the tangent space of \mathcal{M} . We consider the following hybrid system (Goebel et al., 2009):

$$\mathcal{H}: \begin{cases} \dot{x} \in F(x), & x \in \mathcal{F} \\ x^+ \in G(x), & x \in \mathcal{J} \end{cases} \quad (1)$$

where the *flow map* $F: \mathcal{M} \rightarrow T\mathcal{M}$ describes the continuous flow of x on the *flow set* $\mathcal{F} \subseteq \mathcal{M}$; the *jump map* $G: \mathcal{M} \rightrightarrows \mathcal{M}$ describes the discrete flow of x on the *jump set* $\mathcal{J} \subseteq \mathcal{M}$. Note that $G: \mathcal{M} \rightrightarrows \mathcal{M}$ denotes a set-valued mapping from \mathcal{M} to \mathcal{M} . A hybrid arc is a function $x: \text{dom } x \rightarrow \mathcal{M}$, where $\text{dom } x$ is a hybrid time domain and, for each fixed j , $t \mapsto x(t, j)$ is a locally absolutely continuous function on the interval $I_j = \{t: (t, j) \in \text{dom } x\}$. Note that x^+ denotes the value x after a jump, namely, $x^+ = x(t, j+1)$ with $x(t, j)$ denoting the value of x before the jump. For more details on dynamic hybrid systems, we refer the reader to (Goebel et al., 2009; Goebel et al., 2012) and references therein. For the hybrid system \mathcal{H} in (1), a closed set $\mathcal{A} \subset \mathcal{M}$ is said to be (locally) exponentially stable if every maximal solution to \mathcal{H} is complete and there exist strictly positive scalars κ, λ and μ such that, for any $|\phi(0, 0)|_{\mathcal{A}} < \mu$, each solution ϕ of \mathcal{H} satisfies $|\phi(t, j)|_{\mathcal{A}} \leq \kappa \exp(-\lambda(t+j))|\phi(0, 0)|_{\mathcal{A}}$ for all $(i, j) \in \text{dom } \phi$ (Teel et al., 2013).

2.3 Kinematics and Measurements

Consider the following kinematics of a rigid body navigating in a three-dimensional space:

$$\dot{R} = R\omega^\times, \quad (2)$$

$$\dot{p} = v, \quad (3)$$

$$\dot{v} = g + Ra, \quad (4)$$

where $g \in \mathbb{R}^3$ denotes the gravity vector with $c_g = \|g\|$ being the gravity constant, $\omega \in \mathbb{R}^3$ denotes the angular velocity expressed in the body-frame, and $a \in \mathbb{R}^3$ is the body-frame apparent acceleration capturing all non-gravitational forces applied to the rigid body expressed in the body-frame. We assume that the measurements of ω and a are continuously available.

Consider a family of N landmarks with $p_i \in \mathbb{R}^3$ being the position of the i -th landmark expressed in the inertial frame $\{\mathcal{I}\}$. The landmark measurements expressed in the body frame $\{\mathcal{B}\}$ are denoted as

$$y_i := R^\top(p_i - p), \quad i = 1, 2, \dots, N. \quad (5)$$

Note that the landmark measurements can be directly constructed, for instance, from a stereo vision system.

Assumption 1 *The landmark measurements are available at some instants of time $t_j, j \in \mathbb{N}_{>0}$, and there exist constants $0 < T_m \leq T_M < \infty$ such that $T_m \leq t_{j+1} - t_j \leq T_M$ for all $j \in \mathbb{N}_{>0}$.*

This assumption implies that the time between two consecutive measurements is lower and upper bounded. The lower bound T_m is required to be strictly positive to avoid Zeno behaviors. Note that one has the regular periodic sampling if $T_m = T_M$.

To keep track of these time-driven sampling events, a virtual timer τ , motivated by (Carnevale et al., 2007; Ferrante et al., 2016), is considered with the following hybrid dynamics:

$$\begin{cases} \dot{\tau} = -1 & \tau \in [0, T_M] \\ \tau^+ \in [T_m, T_M] & \tau \in \{0\} \end{cases} \quad (6)$$

with $\tau(0) \in [0, T_M]$. This virtual state τ decreases to zero continuously, and upon reaching zero (*i.e.*, landmark measurements arrive) it is reset to a value between T_m and T_M . An example of the solution of the timer τ is shown in Fig. 1. With this additional state τ the time-driven sampling events can be described as state-driven events. Note that a different increasing timer has also been used in (Carnevale et al., 2007; Sferlazza et al., 2019; Berkane and Tayebi, 2019). The decreasing timer is purposefully chosen here as it suits our stability proofs that will given later.

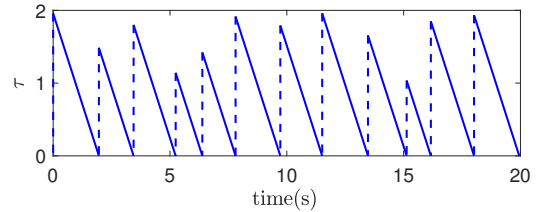


Fig. 1. An example of the solution of the timer τ with $T_m = 1$ and $T_M = 2$.

Assumption 2 *There exist at least three non-collinear landmarks among the $N \geq 3$ measurable landmarks at each instant of time $t_j, j \in \mathbb{N}_{>0}$.*

Assumption 2 is commonly used in the problem of pose estimation (Vasconcelos et al., 2010; Hua et al., 2015; Khosravian et al., 2015; Wang and Tayebi, 2019) and state estimation for inertial navigation (Barrau and Bonnabel, 2017; Wang and Tayebi, 2020). Consider a set of scalars $k_i > 0, i = 1, 2, \dots, N$ such that $k_c := \sum_{i=1}^N k_i = 1$. Define $p_c := \sum_{i=1}^N k_i p_i$ as the weighted center of landmarks in the inertial frame. Note that given three non-collinear landmarks and $k_i > 0, \forall i = 1, 2, \dots, N$, it is always possible to guarantee that the matrix $M := \sum_{i=1}^N k_i (p_i - p_c)(p_i - p_c)^\top$

is positive semi-definite with no more than one zero eigenvalue under Assumption 2.

Our objective is to design a hybrid estimation scheme for pose and linear velocity using the above mentioned available measurements under Assumption 1 and Assumption 2.

3 Hybrid Observers Design

3.1 Fixed-gain design

Known gravity case (without gravity estimation):

Let $\hat{R} \in SO(3)$ denote the estimate of the attitude R , $\hat{p} \in \mathbb{R}^3$ denote the estimate of the position p , and $\hat{v} \in \mathbb{R}^3$ denote the estimate of the linear velocity v . We will make use of an auxiliary variable $\eta \in \mathbb{R}^3$ with hybrid dynamics designed to model the intermittent measurements for attitude estimation. This auxiliary variable remains constant between two consecutive landmark measurements (*i.e.*, $t \in (t_{j-1}, t_j), \forall j \in \mathbb{N}_{>0}$) and updates upon the arrival of the landmark measurements (*i.e.*, $t = t_j, j \in \mathbb{N}_{>0}$). The estimated attitude \hat{R} is obtained through a continuous integration of the attitude kinematics using the angular velocity ω and the auxiliary variable η . The position and velocity are obtained via a hybrid observer consisting of a continuous integration of the translational dynamics using a , g and η between two consecutive landmark measurements, and a discrete update upon the arrival of the landmark measurements. Hence, we propose the following hybrid nonlinear observer:

$$\begin{aligned} \dot{\hat{R}} &= \hat{R}(\omega + \hat{R}^\top \eta)^\times & \hat{R}^+ &= \hat{R} \\ \dot{\eta} &= 0_{3 \times 1} & \eta^+ &= k_R \sigma_R \\ \dot{\hat{p}} &= \eta^\times (\hat{p} - p_c) + \hat{v} & \hat{p}^+ &= \hat{p} + k_p y \\ \dot{\hat{v}} &= \eta^\times \hat{v} + g + \hat{R}a & \hat{v}^+ &= \hat{v} + k_v y \end{aligned} \quad (7)$$

$\underbrace{\hspace{10em}}_{\tau \in [0, T_M]} \quad \underbrace{\hspace{10em}}_{\tau \in \{0\}}$

where $\hat{R}(0) \in SO(3)$, $\hat{p}(0), \hat{v}(0), \eta(0) \in \mathbb{R}^3$, k_R, k_p, k_v are strictly positive scalar gains, and the innovation term σ_R and the virtual output y are given by

$$\sigma_R = \frac{1}{2} \sum_{i=1}^N k_i (p_i - p_c)^\times (p_i - \hat{p} - \hat{R}y_i) \quad (8)$$

$$y = \sum_{i=1}^N k_i (p_i - \hat{p} - \hat{R}y_i) \quad (9)$$

with $k_i > 0, \forall i = 1, 2, \dots, N$, the landmark measurements y_i in (5), and p_c denoting the weighted center of the landmarks. Note that contrary to the work in

(Berkane and Tayebi, 2017; Barrau and Bonnabel, 2017; Berkane and Tayebi, 2019), where the attitude is updated intermittently, our attitude is updated continuously thanks to the auxiliary variable η which takes care of the jumps upon the arrival of the landmark measurements. The introduction of the weighted center of the landmarks p_c in y and the dynamics of \hat{p} allow us to decouple the position error dynamics and the attitude error dynamics, which is motivated by (Wang and Tayebi, 2020).

Define the geometric estimation errors: $\tilde{R} = R\hat{R}^\top$, $\tilde{v} = v - \hat{R}\hat{v}$ and $\tilde{p} = p - \hat{R}\hat{p} - (I_3 - \tilde{R})p_c$. Then, from the definitions of the output y_i and the matrix M , the innovation terms y and σ_R can be rewritten in terms of the estimation errors as

$$\sigma_R = -\frac{1}{2} \sum_{i=1}^N k_i (p_i - p_c)^\times \tilde{R}^\top (p_i - p_c) = \psi(M\tilde{R}) \quad (10)$$

$$y = \sum_{i=1}^N k_i \tilde{R}^\top (p - \tilde{R}\hat{p} - (I_3 - \tilde{R})p_i) = \tilde{R}^\top \tilde{p} \quad (11)$$

where we made use of the facts: $\sum_{i=1}^N k_i (p_i - p_c) = 0_{3 \times 1}$, $x^\times x = 0_{3 \times 1}, \forall x \in \mathbb{R}^3$ and $x \times y = -y \times x = 2\psi(yx^\top), \forall x, y \in \mathbb{R}^3$. Note that when the weighted center of landmarks p_c is located at the origin (*i.e.*, $p_c = 0_{3 \times 1}$), one has the traditional geometric position estimation error $\tilde{p} = p - \tilde{R}\hat{p}$. The advantage of our position estimation error is that the innovation term y can be directly written in terms of the position estimation error. Moreover, the introduction of p_c in the expression of σ_R given in (8) results in σ_R being only dependent on the attitude estimation error \tilde{R} and not on the position estimation error \tilde{p} as shown in (10).

In view of (2)-(4), (7) and (10)-(11), one has the following hybrid closed-loop system

$$\begin{aligned} \dot{\tilde{R}} &= \tilde{R}(-\eta)^\times & \tilde{R}^+ &= \tilde{R} \\ \dot{\eta} &= 0_{3 \times 1} & \eta^+ &= k_R \psi(M\tilde{R}) \\ \dot{\tilde{p}} &= \tilde{v} & \tilde{p}^+ &= \tilde{p} - k_p \tilde{p} \\ \dot{\tilde{v}} &= (I - \tilde{R})g & \tilde{v}^+ &= \tilde{v} - k_v \tilde{p} \end{aligned} \quad (12)$$

$\underbrace{\hspace{10em}}_{\tau \in [0, T_M]} \quad \underbrace{\hspace{10em}}_{\tau \in \{0\}}$

Consider the new variable $x = [\tilde{p}^\top, \tilde{v}^\top]^\top \in \mathbb{R}^6$, whose dynamics are given by

$$\begin{cases} \dot{x} = Ax + \delta_g & \tau \in [0, T_M] \\ x^+ = (I - KC)x & \tau \in \{0\} \end{cases} \quad (13)$$

where $\delta_g := [0_{1 \times 3}, g^\top (I_3 - \tilde{R})]^\top$, $K := [k_p I_3, k_v I_3]^\top$,

and the matrices A and C are given by

$$A = \begin{bmatrix} 0_{3 \times 3} & I_3 \\ 0_{3 \times 3} & 0_{3 \times 3} \end{bmatrix}, C = \begin{bmatrix} I_3 & 0_{3 \times 3} \end{bmatrix}. \quad (14)$$

The dynamics of x in (13) can be seen as a linear hybrid system with an additional disturbance term δ_g induced by the gravity. Note that from the definition of δ_g , this additional term will vanish as the attitude estimation error converges to I_3 . Moreover, one can easily verify that the pair (A, C) given in (14) is uniformly observable.

Define the extended space $\mathcal{U} := SO(3) \times \mathbb{R}^3$. Then, we introduce the new state $x_1 = (\tilde{R}, \eta, x, \tau) \in \mathcal{U} \times \mathbb{R}^6 \times [0, T_M]$. From (12) and (13), one obtains the hybrid closed-loop system $\mathcal{H}_1 = (F_1, G_1, \mathcal{F}_1, \mathcal{J}_1)$ as follows:

$$\mathcal{H}_1 : \begin{cases} \dot{x}_1 = F_1(x_1) & x_1 \in \mathcal{F}_1 \\ x_1^+ \in G_1(x_1) & x_1 \in \mathcal{J}_1 \end{cases} \quad (15)$$

with $\mathcal{F}_1 := \mathcal{U} \times \mathbb{R}^6 \times [0, T_M]$, $\mathcal{J}_1 := \mathcal{U} \times \mathbb{R}^6 \times \{0\}$, and the flow and jump maps defined as

$$F_1(x_1) = \left(\tilde{R}(-\eta)^\times, 0_{3 \times 1}, Ax + \delta_g, -1 \right) \quad (16)$$

$$G_1(x_1) = \left(\tilde{R}, k_R \psi(M\tilde{R}), (I - KC)x, [T_m, T_M] \right). \quad (17)$$

Note that the flow set \mathcal{F}_1 and jump set \mathcal{J}_1 of \mathcal{H}_1 are closed, and $\mathcal{F}_1 \cup \mathcal{J}_1 = \mathcal{U} \times \mathbb{R}^6 \times [0, T_M]$. Moreover, with the introduction of the virtual timer τ , the hybrid system \mathcal{H}_1 is autonomous and satisfies the hybrid basic conditions of (Goebel et al., 2009).

Define $\bar{M} := \frac{1}{2}(\text{tr}(M)I_3 - M)$ with $M = \sum_{i=1}^N k_i(p_i - p_c)(p_i - p_c)^\top$, which can be easily verified to be positive definite. Let us introduce a constant scalar associated to the minimum and maximum eigenvalues of the matrix \bar{M} as $\varsigma_M := \lambda_{\bar{M}}^{\bar{M}} / \lambda_M^{\bar{M}} > 0$. Define the closed set $\mathcal{A} := \{x_1 = (\tilde{R}, \eta, x, \tau) \in \mathcal{U} \times \mathbb{R}^6 \times [0, T_M] \mid \tilde{R} = I_3, \|\eta\| = 0, \|x\| = 0\}$. Now, one can state the following result:

Theorem 3 Consider the hybrid dynamical system (15)-(17). Suppose that Assumption 1 - 2 hold, and there exists a symmetric positive definite matrix P satisfying

$$\Xi_P(\tau) := A_g^\top \Phi(\tau)^\top P \Phi(\tau) A_g - P < 0, \quad (18)$$

for all $\tau \in [T_m, T_M]$ with $\Phi(\tau) = \exp(A\tau)$, $A_g = (I - KC)$ and matrices A, K and C given in (14). Then, for any $0 < \epsilon < 1$, there exist constants $\eta^*, k_R^* > 0$, such that for any $|\tilde{R}(0)|_I \leq \epsilon\sqrt{\varsigma_M}$, $\|\eta(0)\| \leq \eta^*$, $x \in \mathbb{R}^6$ and $k_R < k_R^*$ the set \mathcal{A} is exponentially stable.

PROOF. See Appendix B.

Remark 4 To increase the basin of attraction for the attitude estimation error, one can choose $\|\eta(0)\| = 0$ and $\varsigma_M = 1$ (i.e., $M = kI_3$ with some constant $k > 0$) through a proper construction of the matrix M , see for instance (Tayebi et al., 2013).

Remark 5 Note that a necessary condition for the existence of a symmetric positive definite matrix P satisfying (18) for all $\tau \in [T_m, T_M]$ is that the pair $(\Phi(\tau), C)$ is observable for every $\tau \in [T_m, T_M]$, see (Ferrante et al., 2016). The observability of the pair $(\Phi(\tau), C)$ for every $\tau \in [T_m, T_M]$ can be easily verified using $\Phi(\tau) = \exp(A\tau)$ and A, C given in (14). However, it is not straightforward to determine a sufficient condition for the existence of a solution for the optimization problem $\Xi_P(\tau) < 0, \forall \tau \in [T_m, T_M]$. This optimization problem can be solved using the polytopic embedding technique proposed in (Ferrante et al., 2016) and the finite-dimensional LMI approach proposed in the recent work (Sferlazza et al., 2019). A complete procedure for solving this infinite-dimensional optimization problem, adapted from the work in (Sferlazza et al., 2019), is provided in Appendix A. In practice, one can start with the design of a gain K such that the eigenvalues of $\Phi(\tau)(I - KC)$ are inside the unit circle for some $\tau \in [T_m, T_M]$, and apply the procedure in Appendix A with this gain K to check whether (18) is satisfied for all $\tau \in [T_m, T_M]$.

Unknown gravity case (with gravity estimation):

In some applications, the gravity vector g may not be available or not accurately known. Hence, it is of great interest to design observers without the knowledge of the gravity vector. To solve this problem, a new hybrid observer with gravity vector estimation is proposed. Let $\hat{g} \in \mathbb{R}^3$ be the estimate of the gravity vector g , and $\tilde{g} := g - \hat{g}$ be the gravity vector estimation error. We propose the following hybrid observer:

$$\begin{array}{ll} \dot{\hat{R}} = \hat{R}(\omega + \hat{R}^\top \eta)^\times & \hat{R}^+ = \hat{R} \\ \dot{\eta} = 0_{3 \times 1} & \eta^+ = k_R \sigma_R \\ \dot{\hat{p}} = \eta^\times (\hat{p} - p_c) + \hat{v} & \hat{p}^+ = \hat{p} + k_p y \\ \dot{\hat{v}} = \eta^\times \hat{v} + \hat{g} + \hat{R}a & \hat{v}^+ = \hat{v} + k_v y \\ \underbrace{\dot{\hat{g}} = \eta^\times \hat{g}}_{\tau \in [0, T_M]} & \underbrace{\hat{g}^+ = \hat{g} + k_g y}_{\tau \in \{0\}} \end{array} \quad (19)$$

where $\hat{R}(0) \in SO(3)$, $\hat{p}(0), \hat{v}(0), \eta(0), \hat{g}(0) \in \mathbb{R}^3$, the constant scalar gains $k_R, k_p, k_v, k_g > 0$, and the innovation terms σ_R and y are given in (8) and (9), respectively. Compared to the hybrid observer (7), in the dynamic of \hat{v} the gravity vector g has been replaced by \hat{g} which is obtained from an appropriately designed adaptation law. From (19), the estimated gravity vector \hat{g} is continuously updated using η when the landmark measurements are

not available (*i.e.*, in the flow set), and discretely updated using y upon the arrival of the landmark measurements (*i.e.*, in the jump set).

From (7) and (19), one obtains the same hybrid closed-loop dynamics for \tilde{R} and η as (12). Let us introduce a new variable $\mathbf{x} := [\tilde{p}^\top, \tilde{v}^\top, \tilde{g}^\top]^\top \in \mathbb{R}^9$. From (2)-(4), (19), the hybrid dynamics of \mathbf{x} are given as follows

$$\begin{cases} \dot{\mathbf{x}} = A\mathbf{x} & \tau \in [0, T_M] \\ \mathbf{x}^+ = (I - KC)\mathbf{x} & \tau \in \{0\} \end{cases} \quad (20)$$

where $K := [k_p I_3, k_v I_3, k_g I_3]^\top$, and the matrices A and C are given by

$$A = \begin{bmatrix} 0_{3 \times 3} & I_3 & 0_{3 \times 3} \\ 0_{3 \times 3} & 0_{3 \times 3} & I_3 \\ 0_{3 \times 3} & 0_{3 \times 3} & 0_{3 \times 3} \end{bmatrix}, C = \begin{bmatrix} I_3 \\ 0_{3 \times 3} \\ 0_{3 \times 3} \end{bmatrix}^\top. \quad (21)$$

The difference between (13) and (20) is that $\delta_g = 0_{9 \times 1}$ and $\mathbf{x} \in \mathbb{R}^9$ in (20). Hence, in view of (13) and (20), one obtains the same form of hybrid closed-loop system as \mathcal{H}_1 in (15) for observer (19) except that $\delta_g = 0_{9 \times 1}$ and $\mathbf{x} \in \mathbb{R}^9$. Let us introduce the following closed set: $\tilde{\mathcal{A}} := \{x_1 = (\tilde{R}, \eta, \mathbf{x}, \tau) \in \mathcal{U} \times \mathbb{R}^9 \times [0, T_M] \mid \tilde{R} = I_3, \|\eta\| = \|\mathbf{x}\| = \|\tilde{g}\| = 0\}$. Now, one can state the following result:

Corollary 6 *Consider the hybrid observer (19) for the system (2)-(4). Suppose that Assumption 1-2 hold, and there exists a symmetric positive definite matrix P satisfying (18) for all $\tau \in [T_m, T_M]$ with $\Phi(\tau) = \exp(A\tau)$ and matrices A, K and C given in (21). Then, for any $0 < \epsilon < 1$, there exist constants $\eta^*, k_R^* > 0$, such that for any $\|\tilde{R}(0)\|_I \leq \epsilon\sqrt{\gamma_M}$, $\|\eta(0)\| \leq \eta^*$, $\mathbf{x} \in \mathbb{R}^9$ and $k_R < k_R^*$ the set $\tilde{\mathcal{A}}$ is exponentially stable.*

The proof of Corollary 6 can be conducted using the same steps as in the proof of Theorem 3, which is omitted here.

3.2 Variable-gain Design

Known gravity case (without gravity estimation):

In the previous subsection, the fixed-gain design approach was considered based on an infinite-dimensional optimization. However, in practice, it is not straightforward to tune the gain parameters to satisfy condition (18) for all $\tau \in [T_m, T_M]$. Moreover, since this condition is dependent on the parameters T_m, T_M , one may need to redesign the gains every time these parameters change. In this subsection, we propose different hybrid observers relying on variable gains automatically designed via continuous-discrete Riccati equations.

We propose the following hybrid nonlinear observer:

$$\begin{aligned} \dot{\hat{R}} &= \hat{R}(\omega + \hat{R}^\top \eta)^\times & \hat{R}^+ &= \hat{R} \\ \dot{\eta} &= 0_{3 \times 1} & \eta^+ &= k_R \sigma_R \\ \dot{\hat{p}} &= \eta^\times (\hat{p} - p_c) + \hat{v} & \hat{p}^+ &= \hat{p} + \hat{R} K_p \hat{R}^\top y \\ \dot{\hat{v}} &= \eta^\times \hat{v} + g + \hat{R} a & \hat{v}^+ &= \hat{v} + \hat{R} K_v \hat{R}^\top y \end{aligned} \quad (22)$$

$\underbrace{\hspace{10em}}_{\tau \in [T_m, T_M]} \quad \underbrace{\hspace{10em}}_{\tau \in \{0\}}$

where $\hat{R}(0) \in SO(3)$, $\hat{p}(0), \hat{v}(0), \eta(0) \in \mathbb{R}^3$ and $k_R > 0$. The innovation terms σ_R and y are given in (8) and (9), respectively. The main difference with respect to observer (7) is that the gain matrices $K_p, K_v \in \mathbb{R}^{3 \times 3}$ are time-varying matrices. In view of (2)-(4) and (22), one has the following hybrid closed-loop system:

$$\begin{aligned} \dot{\tilde{R}} &= \tilde{R}(-\eta)^\times & \tilde{R}^+ &= \tilde{R} \\ \dot{\eta} &= 0_{3 \times 1} & \eta^+ &= k_R \psi(M\tilde{R}) \\ \dot{\tilde{p}} &= \tilde{v} & \tilde{p}^+ &= \tilde{p} - R K_p R^\top \tilde{p} \\ \dot{\tilde{v}} &= (I - \tilde{R})g & \tilde{v}^+ &= \tilde{v} - R K_v R^\top \tilde{p} \end{aligned} \quad (23)$$

$\underbrace{\hspace{10em}}_{\tau \in [0, T_M]} \quad \underbrace{\hspace{10em}}_{\tau \in \{0\}}$

Let us introduce a new variable $\mathbf{x} = [\tilde{p}^\top R, \tilde{v}^\top R]^\top \in \mathbb{R}^6$. From (2) and (23), the hybrid dynamics of \mathbf{x} are given by

$$\begin{cases} \dot{\mathbf{x}} = A_t \mathbf{x} + \bar{\delta}_g & \tau \in [0, T_M] \\ \mathbf{x}^+ = (I - K C_t) \mathbf{x} & \tau \in \{0\} \end{cases} \quad (24)$$

where $\bar{\delta}_g := [0_{1 \times 3} \ g^\top (R - \hat{R})]^\top$, $K := [K_p^\top, K_v^\top]^\top$, and the matrices A_t and C_t are given by

$$A_t = \begin{bmatrix} -\omega^\times & I_3 \\ 0_{3 \times 3} & -\omega^\times \end{bmatrix}, C_t = \begin{bmatrix} I_3 & 0_{3 \times 3} \end{bmatrix}. \quad (25)$$

Similar to (13), the dynamics of \mathbf{x} in (24) can be seen as a linear hybrid system with an additional disturbance term $\bar{\delta}_g$ induced by the gravity. One can also show that $\bar{\delta}_g$ vanishes as the attitude estimation error converges to I_3 . The main difference between (13) and (24) is that matrix A_t in (24) is time-varying. Let us design the gain matrix K as

$$K = P C_t^\top (C_t P C_t^\top + Q_t)^{-1} \quad (26)$$

where P is the solution of the following continuous-discrete Riccati equation

$$\dot{P} = A_t P + P A_t^\top + V_t, \quad \tau \in [0, T_M] \quad (27a)$$

$$P^+ = P - P C_t^\top (C_t P C_t^\top + Q_t)^{-1} C_t P, \quad \tau \in \{0\} \quad (27b)$$

where $P(0)$ is positive definite, $Q_t, V_t \in \mathbb{R}^{6 \times 6}$ are uniformly positive definite, and the matrices (A_t, C_t) are given by (36). The following lemma, modified from (Deyst and Price, 1968; Barrau and Bonnabel, 2017), provides sufficient conditions for the existence of the solution of the continuous-discrete Riccati equations (27a)-(27b).

Lemma 7 (Deyst and Price, 1968; Barrau and Bonnabel, 2017) *Consider the pair (A_t, C_t) and let matrices V_t and Q_t be uniformly positive definite. If there exist $\mu_v, \mu_V, \mu_Q, \mu_Q, \Gamma > 0$ such that*

$$\begin{aligned} \mu_v I &\leq \int_{t_j - \Gamma}^{t_{j+1}} \Phi_s^{t_j} V_t(s) (\Phi_s^{t_j})^\top ds \leq \mu_V I \\ \mu_Q I &\leq \sum_{i=j-\Gamma}^j (\Phi_{t_j}^{t_i})^\top C_t(t_i)^\top Q_t^{-1}(t_i) C_t(t_i) \Phi_{t_j}^{t_i} \leq \mu_Q I \end{aligned}$$

where $\Phi_s^t = \Phi(t, s)$ denotes the square matrix defined by $\Phi_t^t = I, \partial(\Phi_s^t)/\partial t = A_t \Phi_s^t$. Then, the solution P to (27a)-(27b) exists, and there exist constants $0 < p_m \leq p_M < \infty$ such that $p_m I \leq P \leq p_M I$ for all $t \geq 0$.

Note that, if the matrices A_t, C_t, V_t, Q_t are bounded and the pair (A_t, C_t) is uniformly observable, the conditions in Lemma 7 are satisfied.

Lemma 8 (Wang and Tayebi, 2020, Lemma 3) *The pair (A_t, C_t) defined in (25) is uniformly observable.*

Define the new state $x_2 = (\tilde{R}, \eta, \mathbf{x}, \tau)$. From (23) and (24), one obtains the following hybrid closed-loop system: $\mathcal{H}_2 = (F_2, G_2, \mathcal{F}_2, \mathcal{J}_2)$:

$$\mathcal{H}_2 : \begin{cases} \dot{x}_2 = F_2(x_2) & x_2 \in \mathcal{F}_2 \\ x_2^+ \in G_2(x_2) & x_2 \in \mathcal{J}_2 \end{cases} \quad (29)$$

with $\mathcal{F}_2 := \mathcal{U} \times \mathbb{R}^6 \times [0, T_M]$, $\mathcal{J}_2 := \mathcal{U} \times \mathbb{R}^6 \times \{0\}$, and the following flow and jump maps:

$$F_2(x_2) = \left(\tilde{R}(-\eta)^\times, 0_{3 \times 1}, A_t \mathbf{x} + \bar{\delta}_g, -1 \right) \quad (30)$$

$$G_2(x_2) = \left(\tilde{R}, k_R \psi(M \tilde{R}), (I - K C_t) \mathbf{x}, [T_m, T_M] \right) \quad (31)$$

Similar to (15), one can show that the hybrid system \mathcal{H}_2 satisfies the hybrid basic conditions. Now, one can state the following result:

Theorem 9 *Consider the hybrid dynamical system (29)-(31). Suppose that Assumption 1 - 2 hold, and the conditions given in Lemma 7 with (A_t, C_t) defined in (25) are satisfied. Then, for any $0 < \epsilon < 1$, there exist constants $\eta^*, k_R^* > 0$, such that for any $|\tilde{R}(0)|_I \leq \epsilon \sqrt{\varsigma_M}$, $\|\eta(0)\| \leq \eta^*$, $\mathbf{x} \in \mathbb{R}^6$ and $k_R < k_R^*$ the set \mathcal{A} is exponentially stable.*

PROOF. See Appendix C.

In order to tune the matrices V_t and Q_t related to the covariance of the state and output noise, let us denote the noise in the gyro and accelerometer measurements by $n_\omega, n_a \in \mathbb{R}^3$, and the noise in the landmark measurements by $n_y^i \in \mathbb{R}^3, i = 1, \dots, N$. In this case the derivative of \mathbf{x} in the flows of (24) and the term y can be rewritten as

$$\begin{cases} \dot{\mathbf{x}} = A_t \mathbf{x} + \bar{\delta}_g - \begin{bmatrix} (\hat{R}^\top \bar{p})^\times & 0_{3 \times 3} \\ (\hat{R}^\top \hat{v})^\times & I_3 \end{bmatrix} \begin{bmatrix} n_\omega \\ n_a \end{bmatrix} \\ y = C_t \mathbf{x} - \hat{R} \sum_{i=1}^N k_i n_y^i \end{cases} \quad (32)$$

with $\bar{p} = \hat{p} - p_c$. Then, the matrices V_t and Q_t can be chosen as

$$\begin{aligned} V_t &= \begin{bmatrix} (\hat{R}^\top \bar{p})^\times & 0_{3 \times 3} \\ (\hat{R}^\top \hat{v})^\times & I_3 \end{bmatrix} \text{Cov} \left(\begin{bmatrix} n_\omega \\ n_a \end{bmatrix} \right) \begin{bmatrix} (\hat{R}^\top \bar{p})^\times & 0_{3 \times 3} \\ (\hat{R}^\top \hat{v})^\times & I_3 \end{bmatrix}^\top \\ Q_t &= \hat{R} \sum_{i=1}^N k_i^2 \text{Cov}(n_y^i) \hat{R}^\top \end{aligned} \quad (33)$$

where we made the assumption that the noise in the landmark measurements are uncorrelated.

Unknown gravity case (with gravity estimation):

On the other hand, to handle the unknown gravity case, we propose the following new hybrid nonlinear observer with gravity vector estimation:

$$\begin{aligned} \dot{\hat{R}} &= \hat{R}(\omega + \hat{R}^\top \eta)^\times & \hat{R}^+ &= \hat{R} \\ \dot{\eta} &= 0_{3 \times 1} & \eta^+ &= k_R \sigma_R \\ \dot{\hat{p}} &= \eta^\times (\hat{p} - p_c) + \hat{v} & \hat{p}^+ &= \hat{p} + \hat{R} K_p \hat{R}^\top y \\ \dot{\hat{v}} &= \eta^\times \hat{v} + \hat{g} + \hat{R} a & \hat{v}^+ &= \hat{v} + \hat{R} K_v \hat{R}^\top y \\ \dot{\hat{g}} &= \eta^\times \hat{g} & \hat{g}^+ &= \hat{g} + \hat{R} K_g \hat{R}^\top y \end{aligned} \quad (34)$$

$\underbrace{\hspace{10em}}_{\tau \in [0, T_M]} \quad \underbrace{\hspace{10em}}_{\tau \in \{0\}}$

where $\hat{R}(0) \in SO(3)$, $\hat{p}(0), \hat{v}(0), \hat{g}(0), \eta(0) \in \mathbb{R}^3$, $k_R > 0$, and $K_p, K_v, K_g \in \mathbb{R}^{3 \times 3}$ to be designed. The measurement terms σ_R, y are given in (8) and (9), respectively.

Consider the new variable $\mathbf{x} = [\bar{p}^\top R, \bar{v}^\top R, \bar{g}^\top R]^\top \in \mathbb{R}^9$. Then, from (2) and (19), the dynamics of \mathbf{x} are given by

$$\begin{cases} \dot{\mathbf{x}} = A_t \mathbf{x} & \tau \in [0, T_M] \\ \mathbf{x}^+ = (I - K C_t) \mathbf{x} & \tau \in \{0\} \end{cases} \quad (35)$$

where $K := [K_p^\top, K_v^\top, K_g^\top]^\top$, and the matrices A_t and C_t are given by

$$A_t = \begin{bmatrix} -\omega^\times & I_3 & 0_{3 \times 3} \\ 0_{3 \times 3} & -\omega^\times & I_3 \\ 0_{3 \times 3} & 0_{3 \times 3} & -\omega^\times \end{bmatrix}, C_t = \begin{bmatrix} I_3 \\ 0_{3 \times 3} \\ 0_{3 \times 3} \end{bmatrix}^\top. \quad (36)$$

The gain matrix K is designed as

$$K = PC_t^\top (C_t PC_t^\top + Q_t)^{-1}, \quad (37)$$

where P is the solution of the continuous-discrete Riccati equation (27a)-(27b), with $P(0)$ positive definite, V_t, Q_t uniformly positive definite, and (A_t, C_t) given by (36). In view of (22), (24), (34) and (35), one obtains the same form of hybrid closed-loop system as \mathcal{H}_2 in (29) for observer (34) except that $\bar{\delta}_g = 0_{9 \times 1}$ and $\mathbf{x} \in \mathbb{R}^9$.

Lemma 10 *The pair (A_t, C_t) defined in (36) is uniformly observable.*

The proof of this Lemma 10 is similar to the proof of Lemma 8, which is omitted here. Now, one can state the following result:

Corollary 11 *Consider the hybrid observer (34) for the system (2)-(4). Let Assumption 1 - 2 hold, and the conditions given in Lemma 7 with (A_t, C_t) defined in (36) are satisfied. Then, for any $0 < \epsilon < 1$, there exist constants $\eta^*, k_R^* > 0$, such that for any $|\hat{R}(0)|_I \leq \epsilon\sqrt{\zeta_M}$, $\|\eta(0)\| \leq \eta^*$, $\mathbf{x} \in \mathbb{R}^9$ and $k_R < k_R^*$ the set \mathcal{A} is exponentially stable.*

The proof of Corollary 11 can be conducted using the same steps as in the proof of Theorem 9, which is omitted here. Similar to the derivations in (32)-(33), the matrices Q_t and V_t can be tuned related to the covariance of the state and output noise as follows:

$$V_t = \begin{bmatrix} (\hat{R}^\top \bar{p})^\times & 0_{3 \times 3} \\ (\hat{R}^\top \hat{v})^\times & I_3 \\ (\hat{R}^\top \hat{g})^\times & 0_{3 \times 3} \end{bmatrix} \text{Cov} \left(\begin{bmatrix} n_\omega \\ n_a \end{bmatrix} \right) \begin{bmatrix} (\hat{R}^\top \bar{p})^\times & 0_{3 \times 3} \\ (\hat{R}^\top \hat{v})^\times & I_3 \\ (\hat{R}^\top \hat{g})^\times & 0_{3 \times 3} \end{bmatrix}^\top, \\ Q_t = \hat{R} \sum_{i=1}^N k_i^2 \text{Cov}(n_y^i) \hat{R}^\top,$$

with $\bar{p} = \hat{p} - p_c$, and we made the assumption that the noise in the landmark measurements are uncorrelated.

4 Simulation Results

In this section, simulation results are presented to illustrate the performance of the proposed hybrid observers. We refer to the hybrid observer (7) as ‘HINO1-F’, the hybrid observer (19) as ‘HINO2-F’, the hybrid

observer (22) as ‘HINO1-V’, and the hybrid observer (34) as ‘HINO2-V’. Moreover, we refer to the invariant observer proposed in (Barrau and Bonnabel, 2017) as ‘IEKF’.

We consider an autonomous vehicle moving on the ‘8’-shape trajectory given by $p(t) = 10[\sin(t), \sin(t) \cos(t), 1]^\top$ (meter), with the initial rotation $R(0) = I_3$ and the angular velocity $\omega(t) = [\sin(0.3\pi), 0.1, \cos(0.3\pi)]^\top$ (rad/s). The same initial conditions are considered for each observer $\hat{R}(0) = \mathcal{R}_a(0.1\pi, u)$ with $u \in \mathbb{S}^2$, $\eta(0) = \hat{v}(0) = \hat{p}(0) = \hat{g}(0) = 0_{3 \times 1}$, and $P(0) = I$. There are $N = 25$ landmarks which are randomly selected on the ground such that Assumption 1 holds. We consider continuous IMU measurements and intermittent landmark position measurements with $T_m = 0.04$ and $T_M = 0.06$ (about 20Hz sampling rate). Moreover, additive white Gaussian noise has been considered with $\text{Cov}(n_\omega) = 0.0001I_3$, $\text{Cov}(n_a) = 0.01I_3$ and $\text{Cov}(n_y^i) = 0.01I_3, \forall i = 1, 2, \dots, N$ for the gyro, accelerometer and landmark measurements, respectively. The same parameters $k_i = 1/N, i = 1, \dots, N$ and $k_R = 1.2$ are chosen for each of the proposed observers. Moreover, for the fixed-gain observers, we pick $k_p = 0.5, k_v = 1.0$ and $k_g = 0.6$, such that, for both observers, there exists a matrix P satisfying $\Xi_P(\tau) < 0, \forall \tau \in [T_m, T_M]$. For the variable-gain observers, matrices V_t and Q_t are chosen as (33) for HINO1-V and as (??) for HINO2-V. For the IEKF, the gain matrices are chosen using the same covariance of the measurements noise as per Section V.B in (Barrau and Bonnabel, 2017).

Simulation results are shown in Fig. 2. As one can see, the estimated states from the proposed hybrid observers and IEKF converge, after a few seconds, to the vicinity of the real state. The execution time of each observer, using an Intel Core i7-3540M running at 3.00GHz, is given in the following table :

N	HINO1-F	HINO1-V	HINO2-F	HINO2-V	IEKF
25	0.0053s	0.0084s	0.0066s	0.0095s	0.0102s
100	0.0061s	0.0089s	0.0069s	0.0120s	0.0138s

From the table, one can see that the computational costs of our fixed-gain observers are lower than the computational costs of our variable-gain observers and IEKF. This is due to the online computations required for solving the continuous-discrete Riccati equations. Moreover, the IEKF comes with the highest computational cost, which is mainly due to the computation of the inverse of a potentially high-dimensional matrix $S \in \mathbb{R}^{3N \times 3N}$ (see Eqn. (35) in (Barrau and Bonnabel, 2017)), especially when the number of landmarks N is large.

5 Experimental Results

To further validate the performance of our proposed hybrid observers, we applied our algorithms to real data

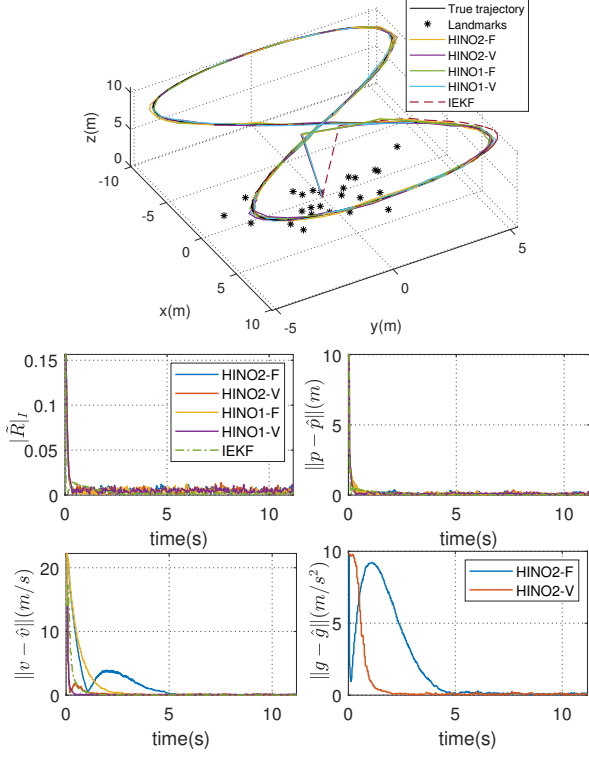


Fig. 2. Simulation results of three-dimensional trajectories and estimation errors of rotation, position, linear velocity and gravity vector using intermittent landmark position measurements.

from the EuRoC dataset (Burri et al., 2016), where the trajectories are generated by a real flight of a quadrotor. This dataset includes stereo images, IMU measurements and ground truth. The sampling rate of the IMU measurements from ADIS16448 is 200Hz and the sampling rate of the stereo images from MT9V034 is 20Hz. The ground truth of the states are obtained by a non-linear least-squares batch solution using the Vicon pose and IMU measurements. More details about the EuRoC dataset can be found in (Burri et al., 2016).

5.1 Experimental Setting

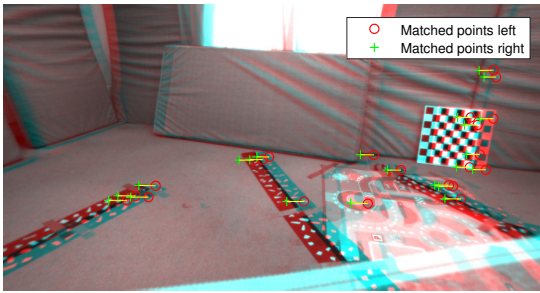


Fig. 3. Example of features detection and tracking in the left and right images of a stereo camera using the Computer Vision System Toolbox. Pictures come from the EuRoC dataset (Burri et al., 2016).

The images are undistorted with the camera parameters calibrated using Stereo Camera Calibrator App. The features are tracked via the Kanade-Lucas-Tomasi (KLT) tracker using minimum eigenvalue feature detection (Shi and Tomasi, 1994), which are shown in Fig. 3. To remove matched point-feature outliers, a simple outliers removal technique proposed in (Hua et al., 2018) has been used with the thresholds $S = 60, D = 2$. The three-dimensional coordinates of the point-features from stereo images expressed in the camera frame are transformed to the frame attached to the vehicle using the calibration matrix provided in the dataset. The accelerometer and gyro measurements are corrected via the biases provided by the ground truth.

Since no physical landmarks are available in the EuRoC dataset, a set of ‘virtual’ landmarks are generated from the stereo images and the ground truth pose at the beginning. More precisely, the coordinate of the i -th landmark expressed in the inertial frame is calculated as $p_i = R_G y_i + p_G$, where R_G, p_G are the ground truth rotation and position of the vehicle, and y_i is the current i -th feature measurement generated from the current stereo images. For the sake of efficiency, we limit the maximum number of detected and tracked point-features to 100. It is quite unrealistic to track the same set of point-features through a long time image sequence. Hence, when the number of visible point-features is less than a certain threshold (6 in our experiments), a new set of point-features is generated using current stereo images and ground truth again. Note that the ground truth pose is used to validate the performance of the proposed algorithms and also to generate the virtual landmarks in the experiments due to the lack of physical landmarks.

5.2 Results

To achieve fast convergence for the attitude estimation, we choose $k_R = 28/\|M\|_F$ with $M = \sum_{i=1}^N k_i (p_i - p_c)(p_i - p_c)^T$ and $k_i = 1/N$ for all $i = 1, \dots, N$ for each of the proposed observers. For the variable-gain observers, the matrices V_t and Q_t for the continuous-discrete Riccati equations are chosen same as the simulation with the covariance matrices of the measurement noise $\text{Cov}(n_\omega) = 0.0024I_3, \text{Cov}(n_a) = 0.0283I_3$ and $\text{Cov}(n_y^i) = 0.06I_3$ for all $i = 1, \dots, N$. For the fixed-gain observers, to achieve similar performance as the variable-gain observers, the gains are picked after several trials as $k_p = 0.85, k_v = 2.5$ and $k_g = 2.0$ with the condition (18) satisfied. In practice, the IMU measurements are not continuous although obtained at a high rate, for example 200Hz in the EuRoC dataset. In our experiments, the numerical integration for the estimated attitude is given as $\hat{R}_{k+1} = \hat{R}_k \exp(\omega_k^\times \Delta_T)$ with $\Delta_T := t_{k+1} - t_k, \forall k \in \mathbb{N}_{>0}$ and the sequence $\{t_k\}_{k \in \mathbb{N}_{>0}}$ denoting the time instants of the IMU measurements, while a first-order numerical discretization method is applied for the integration of the other state vectors such

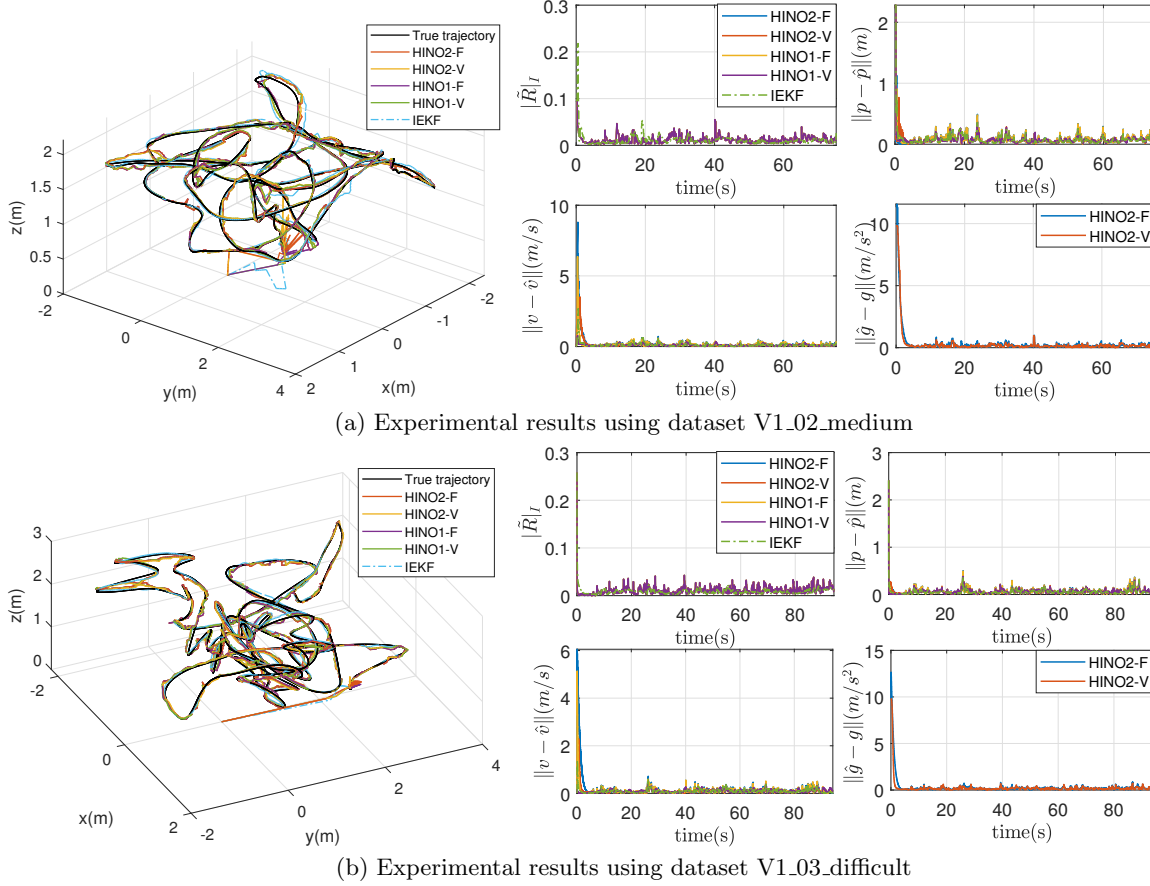


Fig. 4. The experimental results using the EuRoC dataset (Burri et al., 2016) with initial conditions: $\hat{R}(0) = \exp(0.1\pi u^\times)R_G$ with $u \in \mathbb{S}^2$, $\hat{p}(0) = \hat{v}(0) = \eta(0) = \hat{g}(0) = 0_{3 \times 1}$. The true (groundtruth) and estimated trajectories are shown in the left. The estimation errors of rotation, position, velocity and gravity vector are shown in the right.

as \hat{p} , \hat{v} , η and \hat{g} . Two sets of experiments have been performed, which are shown in Fig. 4. As one can see, the estimates provided by all the proposed hybrid observers and IEKF, using the high rate IMU measurements and low rate stereo vision measurements, converge after a few seconds to the vicinity of the ground truth. The experimental results show that the performance of the proposed observers, which require less computational cost, are comparable to the performance of the IEKF.

6 Conclusion

Hybrid inertial navigation observers relying on continuous angular velocity and linear acceleration measurements, and intermittent landmark position measurements, have been proposed. Different versions have been developed depending on whether the observer gains are constant or time-varying and whether the gravity vector is known or not. While the fixed-gain observers require less computational cost than the variable-gain observers, the latter are easily tunable via the covariance of the measurements noise. All the proposed observers are endowed with strong exponential stability proper-

ties. This is, to the best of our knowledge, the first work dealing with inertial navigation observers design, using intermittent measurements, with strong stability guarantees. Simulation and experimental results, illustrating the performance of the proposed hybrid nonlinear observers, have been provided.

Appendix

A Solving the infinite-dimensional problem

In this section, we provide a procedure motivated by (Sferlazza et al., 2019) to solve the infinite-dimensional problem $\Xi_P(\tau) < 0$, for all $\tau \in [T_m, T_M]$. First, let $(\lambda_i(\tau), v_i(\tau)) \in \mathbb{R} \times \mathbb{S}^{n-1}$ be the i -th pair of eigenvalue and eigenvector of the matrix $\Xi_P(\tau)$ with $\lambda_i(\tau) = v_i(\tau)^\top \Xi_P(\tau) v_i(\tau)$ being a continuous function of τ . Using the facts $\partial \Phi(\tau)/\partial \tau = e^{A\tau} A = A e^{A\tau}$ and $v_i(\tau)^\top (\partial v_i(\tau)/\partial \tau) = 0$ for all $\tau \geq 0$, the first-order derivatives of $\lambda_i(\tau)$ with respect to τ is given as $\left| \frac{\partial \lambda_i(\tau)}{\partial \tau} \right| = \left| v_i^\top \frac{\partial \Xi_P(\tau)}{\partial \tau} v_i \right| = v_i^\top (A_g^\top e^{A^\top \tau} (A^\top P + P A) e^{A\tau} A_g) v_i \leq 2 \|P\| \|A\| \|e^{A\tau}\|^2 \|A_g\|^2 := \delta_P^*$. Then,

according to (Sferlazza et al., 2019, Lemma 4), if there exist a constant $\mu > 0$ and a value $\bar{\tau} \in [T_m, T_M]$ such that $\Xi_P(\bar{\tau}) < -2\mu I$, then the maximum eigenvalue of $\Xi_P(\tau)$ cannot be greater than $-\mu$ as long as $\tau \in [\bar{\tau} - \mu/\delta_P^*, \bar{\tau} + \mu/\delta_P^*]$.

The following procedure adapted from (Sferlazza et al., 2019, Algorithm 1) is presented to solve the infinite-dimensional problem in a finite number of steps:

Step 1: Obtain an exponential bound on $e^{A\tau}, \forall \tau \in [T_m, T_M]$ by finding a solution $\Pi = \Pi^\top > 0$ and $\beta > 0$ satisfying

$$(-A + \beta I)^\top \Pi + \Pi(-A + \beta I) > 0 \quad (\text{A.1})$$

From (Sferlazza et al., 2019, Lemma 3), one can show that $\|e^{A\tau}\| \leq \gamma e^{\beta\tau} \leq \gamma e^{\beta T_M} := c_A, \forall \tau \in [T_m, T_M]$ with $\gamma := \sqrt{\lambda_M(\Pi)/\lambda_m(\Pi)}$.

Step 2: Solve the finite-dimensional optimization problem with a constant $\mu > 0$ and a discrete set $\mathcal{T} \subset [T_m, T_M]$ (in the first step $\mathcal{T} = \{T_m, T_M\}$)

$$(P^*, \bar{p}^*) = \arg \min_{P=P^\top, \bar{p}} \bar{p}, \text{ subject to} \\ \Xi_P(\tau) < -2\mu I, \tau \in \mathcal{T} \\ I \leq P \leq \bar{p}I \quad (\text{A.2})$$

Step 3: Let $\delta_{\mathcal{T}}^* := \mu(2\bar{p}^*c_A^2\|A\|\|I - CK\|^2)^{-1}$, and define a finite discrete set $\mathcal{T}_d = [T_m : 2\delta_{\mathcal{T}}^* : T_M]$. Check the eigenvalue conditions

$$\Xi_{P^*}(\tau) < -\mu I, \quad \forall \tau \in \mathcal{T}_d \quad (\text{A.3})$$

If this steps are successful, the solution P^* from Step 2 is a solution of the infinite-dimensional problem $\Xi_P(\tau) < 0$ for all $\tau \in [T_m, T_M]$ and the algorithm stops. Otherwise, add the worst-case value $\tau = \arg \max_{\tau \in \mathcal{T}_d} (\lambda_M(\Xi_{P^*}(\tau)))$ to the discrete set \mathcal{T} and restart from Step 2 again.

Note that if the infinite-dimensional problem $\Xi_P(\tau) < 0, \forall \tau \in [T_m, T_M]$ is not feasible, one has to redesign the gain matrix K such that this optimization problem is feasible. The finite-dimensional optimization problem (A.2) and (A.1) can be solved by a convex optimization solver like CVX (Grant et al., 2009).

B Proof of Theorem 3

Before proceeding with the proof of Theorem 1, we provide the following useful properties: for any $R \in SO(3)$ solution of $\dot{R} = R(\omega)^\times$ with $R(0) \in SO(3)$ and $\omega \in \mathbb{R}^3$, one has

$$4\lambda_m^{\bar{M}}|R|_I^2 \leq \text{tr}((I - R)M) \leq 4\lambda_M^{\bar{M}}|R|_I^2 \quad (\text{B.1})$$

$$\|\psi(MR)\|^2 = \alpha(M, R)\text{tr}((I - R)W') \quad (\text{B.2})$$

$$\dot{\psi}(MR) = E(MR)\omega \quad (\text{B.3})$$

$$\|E(MR)\|_F \leq \|\bar{M}\|_F \quad (\text{B.4})$$

where $E(MR) := \frac{1}{2}(\text{tr}(M\tilde{R})I - \tilde{R}^\top M)$, $W' := \text{tr}(M^2)I - 2\tilde{M}^2$, and $\alpha(M, R) := 1 - |R|_I^2 \cos^2 \langle u, \bar{M}u \rangle \leq 1$ with $\langle \cdot, \cdot \rangle$ denoting the angle between two vectors and u being the axis of rotation of R . The proof of these properties can be founded in (Berkane et al., 2017, Lemma 1 and Lemma 2) and the references therein.

First, we are going to show that $|\tilde{R}(t)|_I < 1$ for all $t \geq 0$. This step guarantees that the innovation term $\sigma_R = k_R\psi(M\tilde{R})$ vanishes only at $\tilde{R} = I_3$ excluding the undesired critical points $\tilde{R} = \mathcal{R}_a(\pi, v)$ with $v \in \mathcal{E}(M)$. Consider the following real-valued function on $\mathcal{U} \times [0, T_M]$:

$$\mathcal{W} = \frac{1}{2}\text{tr}((I - \tilde{R})M) - \tau\eta^\top \psi(M\tilde{R}) + \mu e^\tau \eta^\top \eta \quad (\text{B.5})$$

with some $\mu > 0$. Let $\|\zeta\|^2 := |\tilde{R}|_I^2 + \|\eta\|^2$. Using the properties (B.1), (B.2), one has $\|\psi(M\tilde{R})\|^2 \leq \text{tr}((I - \tilde{R})W') \leq 4\lambda_M^{\bar{W}}|\tilde{R}|_I^2$ with $\bar{W} := \frac{1}{2}(\text{tr}(W')I_3 - W')$. For all $\tau \geq 0$, one obtains the following inequalities:

$$\lambda_m^{P_1}\|\zeta\|^2 \leq \mathcal{W} \leq \lambda_M^{P_2}\|\zeta\|^2, \quad (\text{B.6})$$

where the matrices P_1 and P_2 are given by

$$P_1 = \begin{bmatrix} 2\lambda_m^{\bar{M}} & -\sqrt{\lambda_M^{\bar{W}}T_M} \\ -\sqrt{\lambda_M^{\bar{W}}T_M} & \mu \end{bmatrix}, \\ P_2 = \begin{bmatrix} 2\lambda_M^{\bar{M}} & \sqrt{\lambda_M^{\bar{W}}T_M} \\ \sqrt{\lambda_M^{\bar{W}}T_M} & \mu e^{T_M} \end{bmatrix}.$$

To guarantee that matrices P_1 and P_2 are positive definite, it is sufficient to choose $\mu > \frac{1}{2}\lambda_M^{\bar{W}}T_M^2/\lambda_m^{\bar{M}}$. Then, the time-derivative of \mathcal{W} along the flows of (15) is given by

$$\dot{\mathcal{W}} = \frac{1}{2}\text{tr}(M\tilde{R}\eta^\times) + \eta^\top \psi(M\tilde{R}) + \tau\eta^\top E(M\tilde{R})\eta^\top \\ - \mu e^\tau \eta^\top \eta \\ \leq (T_M\|\bar{M}\|_F - \mu)\eta^\top \eta, \quad (\text{B.7})$$

where we made use of the properties (B.3) and (B.4), and the facts: $e^\tau \geq 1$ for all $\tau \geq 0$ and $\text{tr}(M\tilde{R}\eta^\times) = -\langle M\tilde{R}, \eta^\times \rangle = -2\eta^\top \psi(M\tilde{R})$. Choosing $\mu > \max\{\frac{1}{2}\lambda_M^{\bar{W}}T_M^2/\lambda_m^{\bar{M}}, T_M\|\bar{M}\|_F\}$, one obtains $\dot{\mathcal{W}} \leq 0$, which implies that $\dot{\mathcal{W}}$ is negative semi-definite and \mathcal{W} is non-increasing in the flows.

Thanks to the decreasing timer in (6), one has $\tau = 0$ at each jump. Let \mathcal{W}^+ be the value of \mathcal{W} after each jump.

Then, one can show that

$$\begin{aligned}\mathcal{W}^+ - \mathcal{W} &= \frac{1}{2}\text{tr}((I - \tilde{R}^+)M) - \frac{1}{2}\text{tr}((I - \tilde{R})M) \\ &\quad - \nu(\eta^+)^\top \psi(M\tilde{R}^+) + \tau\eta^\top \psi(M\tilde{R}) \\ &\quad + \mu e^\nu \|\eta^+\|^2 - \mu \|\eta\|^2 \\ &\leq -k_R (T_m - \mu e^{T_m} k_R) \|\psi(M\tilde{R})\|^2 - \mu \|\eta\|^2 \\ &\leq -k_R \varrho^* \|\psi(M\tilde{R})\|^2 - \mu \|\eta\|^2,\end{aligned}\quad (\text{B.8})$$

where $\nu := \tau^+ \in [T_m, T_M]$, $\varrho^* := T_m - \mu e^{T_m} k_R$, and we made use of the fact that $\tilde{R}^+ = \tilde{R}$ and $\eta^+ = k_R \psi(M\tilde{R})$. Choosing $k_R < k_R^* := \frac{1}{\mu} T_m e^{-T_m}$ such that $\varrho^* = T_m - \mu e^{T_m} k_R > 0$, one can further show that $\mathcal{W}^+ - \mathcal{W} \leq 0$, which implies that \mathcal{W} is non-increasing after each jump. From (B.6), (B.7) and (B.8), one can show that $\lambda_m^{P_1} |\tilde{R}|_I^2 \leq \lambda_m^{P_1} \|\zeta\|^2 \leq \mathcal{W}(t) \leq \mathcal{W}(0)$ for all $t \geq 0$. The minimum eigenvalue of P_1 is explicitly given by $0 < \lambda_m^{P_1} = \lambda_m^{\bar{M}} + \frac{\mu}{2} - \frac{1}{2}((2\lambda_m^{\bar{M}} - \mu)^2 + 4\lambda_m^{\bar{W}} T_M^2)^{\frac{1}{2}} < 2\lambda_m^{\bar{M}}$ with $\mu > \max\{\frac{1}{2}\lambda_m^{\bar{W}} T_M^2 / \lambda_m^{\bar{M}}, T_M \|\bar{M}\|_F\}$. It is easy to verify that $\lambda_m^{P_1}$ is a continuous monotonically increasing function of $\mu > 0$ and $\lim_{\mu \rightarrow +\infty} \lambda_m^{P_1} = 2\lambda_m^{\bar{M}}$. Hence, given a constant $0 < \epsilon^* < 1 - \epsilon^2$, it is always possible to find a constant $\mu_\epsilon^* > 0$ (depending on ϵ and ϵ^*) such that, for any $\mu > \mu_\epsilon^*$, one has $\lambda_m^{P_1} \geq 2(\epsilon^2 + \epsilon^*)\lambda_m^{\bar{M}} = 2(\epsilon^2 + \epsilon^*)\varsigma_M \lambda_m^{\bar{M}}$. From (B.6), substituting $|\tilde{R}(0)|_I^2 \leq \epsilon^2 \varsigma_M < 1$ and $\|\eta(0)\| \leq \eta^*$, one can show that

$$\begin{aligned}\mathcal{W}(0) &\leq 2\lambda_m^{\bar{M}} |\tilde{R}(0)|_I^2 + 2T_M \sqrt{\lambda_m^{\bar{W}}} \|\eta(0)\| + \mu e^{T_m} \|\eta(0)\|^2 \\ &\leq 2\lambda_m^{\bar{M}} (\epsilon^2 \varsigma_M + h(\eta^*))\end{aligned}$$

where $h(\eta^*) := (T_M (\lambda_m^{\bar{W}})^{\frac{1}{2}} \eta^* + \frac{1}{2} \mu e^{T_m} (\eta^*)^2) / \lambda_m^{\bar{M}}$. Since $h(\eta^*)$ is a continuous monotonically increasing function of $\eta^* \geq 0$ and $h(0) = 0$, there exists a constant $\eta^* := h^{-1}(c_\eta \epsilon^* \varsigma_M) > 0$ with some constant $0 < c_\eta < 1$ such that for all $\|\eta(0)\| \leq \eta^*$ one has $\mathcal{W}(0) \leq 2\lambda_m^{\bar{M}} (\epsilon^2 + c_\eta \epsilon^*) \varsigma_M$. Hence, one can conclude that

$$|\tilde{R}|_I^2 \leq \frac{1}{\lambda_m^{P_1}} \mathcal{W}(0) \leq \frac{\epsilon^2 + c_\eta \epsilon^*}{\epsilon^2 + \epsilon^*} < 1, \quad (\text{B.9})$$

for all $t \geq 0$ with $k_R < k_R^* = \frac{1}{\mu} T_m e^{-T_m}$ and $\mu > \max\{\mu_\epsilon^*, \frac{1}{2}\lambda_m^{\bar{W}} T_M^2 / \lambda_m^{\bar{M}}, T_M \|\bar{M}\|_F\}$.

Next, let us show the exponential stability of the set \mathcal{A} . From (B.9), one obtains $|\tilde{R}|_I^2 \leq 1 - \frac{(1-c_\eta)\epsilon^*}{\epsilon^2 + \epsilon^*}$ for all $t \geq 0$. Then, applying (B.1) and (B.2) one has $\|\psi(M\tilde{R})\|^2 \geq 4(1 - |\tilde{R}|_I^2) \lambda_m^{\bar{W}} |\tilde{R}|_I^2 \geq 4\frac{(1-c_\eta)\epsilon^*}{\epsilon^2 + \epsilon^*} \lambda_m^{\bar{W}} |\tilde{R}|_I^2$. From (B.6) and (B.8), it follows that

$$\mathcal{W}^+ \leq \mathcal{W} - 4k_R \varrho^* \lambda_m^{\bar{W}} \frac{(1-c_\eta)\epsilon^*}{\epsilon^2 + \epsilon^*} |\tilde{R}|_I^2 - \mu \|\eta\|^2$$

$$\leq \left(1 - \frac{c_1}{\lambda_M^{P_2}}\right) \mathcal{W} = e^{-c_2} \mathcal{W} \quad (\text{B.10})$$

with $c_1 := \min\{4k_R \varrho^* \lambda_m^{\bar{W}} \frac{(1-c_\eta)\epsilon^*}{\epsilon^2 + \epsilon^*}, \mu\}$ and $c_2 := -\ln(1 - c_1/\lambda_M^{P_2})$. Since $\mathcal{W}^+ \geq 0$ and $c_1/\lambda_M^{P_2} > 0$, one can show that $0 < 1 - c_1/\lambda_M^{P_2} < 1$ and then $c_2 > 0$ is well-defined. Consider the following real-valued function on $SO(3) \times \mathbb{R}^3 \times [0, T_M]$:

$$\mathcal{V}_1(\tilde{R}, \eta, \tau) = e^{\lambda_1^F \tau} \mathcal{W} \quad (\text{B.11})$$

with $0 < \lambda_1^F < c_2/T_M$. In view of (B.6), (B.7) and (B.10), one can show that

$$\underline{\alpha}_1 \|\zeta\|^2 \leq \mathcal{V}_1(\tilde{R}, \eta, \tau) \leq \bar{\alpha}_1 \|\zeta\|^2 \quad (\text{B.12})$$

$$\dot{\mathcal{V}}_1(\tilde{R}, \eta, \tau) \leq -\lambda_1^F \mathcal{V}_1(\tilde{R}, \eta, \tau), \quad \forall x_1 \in \mathcal{F}_1 \quad (\text{B.13})$$

$$\mathcal{V}_1(\tilde{R}^+, \eta^+, \tau^+) \leq e^{-\lambda_1^J} \mathcal{V}_1(\tilde{R}, \eta, \tau), \quad \forall x_1 \in \mathcal{J}_1 \quad (\text{B.14})$$

where $\underline{\alpha}_1 := \lambda_m^{P_1}$, $\bar{\alpha}_1 := e^{(\lambda_1^F T_M)} \lambda_M^{P_2}$, $\lambda_1^J := c_2 - \lambda_1^F T_M > 0$, and we made use of the facts: $\mathcal{V}_1^+ = e^{\lambda_1^F \tau^+} \mathcal{W}^+ \leq e^{(\lambda_1^F T_M - c_2)} \mathcal{W}$ and $\mathcal{W} \leq \mathcal{V}_1$. From (B.12)-(B.14), one can conclude that \mathcal{V}_1 is exponentially decreasing in both flow and jump sets, which further implies that the estimation error ζ exponentially converges to zero.

On the other hand, let us consider the following real-valued function on $\mathbb{R}^6 \times [0, T_M]$:

$$\mathcal{V}_2(x, \tau) = e^{\lambda_2^F \tau} x^\top \Phi^\top(\tau) P \Phi(\tau) x, \quad (\text{B.15})$$

with some $\lambda_2^F > 0$. One can easily verify that there exist two positive constants $\underline{\alpha}_2, \bar{\alpha}_2$ such that

$$\underline{\alpha}_2 \|x\|^2 \leq \mathcal{V}_2(x, \tau) \leq \bar{\alpha}_2 \|x\|^2 \quad (\text{B.16})$$

with $\underline{\alpha}_2 := \min_{\tau \in [0, T_M]} e^{\lambda_2^F \tau} \lambda_m^{(\Phi^\top(\tau) P \Phi(\tau))}$ and $\bar{\alpha}_2 := \max_{\tau \in [0, T_M]} e^{\lambda_2^F \tau} \lambda_M^{(\Phi^\top(\tau) P \Phi(\tau))}$. The time-derivative of \mathcal{V}_2 along the flows of (15) is given by

$$\begin{aligned}\dot{\mathcal{V}}_2 &= -\lambda_2^F \mathcal{V}_2 + e^{\lambda_2^F \tau} x^\top \Phi^\top(\tau) (A^\top P + P A) \Phi(\tau) x \\ &\quad + 2e^{\lambda_2^F \tau} x^\top \Phi^\top(\tau) P \Phi(\tau) \delta_g \\ &\quad + e^{\lambda_2^F \tau} x^\top (\dot{\Phi}^\top(\tau) P \Phi(\tau) + \Phi^\top(\tau) P \dot{\Phi}(\tau)) x \\ &\leq -\lambda_2^F \mathcal{V}_2 + 2\bar{\alpha}_2 \|x\| \|\delta_g\| \\ &\leq -\lambda_2^F \mathcal{V}_2 + \beta \|x\| \|\zeta\|, \quad \forall x_1 \in \mathcal{F}_1\end{aligned}\quad (\text{B.17})$$

where $\beta := 4\sqrt{2}c_g \bar{\alpha}_2$, and we made use of the facts $\|\delta_g\| \leq c_g \|I - \tilde{R}\|_F = 2\sqrt{2}c_g |\tilde{R}|_I \leq 2\sqrt{2}c_g \|\zeta\|$, $A\Phi(\tau) = \Phi(\tau)A$, and $\dot{\Phi}(\tau) = -A\Phi(\tau)$. Since $\Xi_P(\tau) < 0, \forall \tau \in [T_m, T_M]$, there exists a (small enough) positive scalar $c_q < p_M := \lambda_M^P$ such that $\Xi_P(\tau) \leq$

$-c_q I, \forall \tau \in [T_m, T_M]$. Let $\mathcal{V}_2^+ := \mathcal{V}_2(x^+, \tau^+)$ and $\nu := \tau^+ \in [T_m, T_M]$. Then, for each jump at $\tau = 0$, one has

$$\begin{aligned} \mathcal{V}_2^+ &= e^{\lambda_2^F \nu} x^\top ((I - KC)^\top \Phi(\nu)^\top P \Phi(\nu) (I - KC)) x \\ &= e^{\lambda_2^F \nu} x^\top \Xi_P(\nu) x + e^{\lambda_2^F \nu} x^\top P x \\ &\leq -e^{\lambda_2^F \nu} c_q x^\top x + e^{\lambda_2^F \nu} p_M x^\top x \\ &\leq (p_M - c_q) e^{\lambda_2^F T_M} \|x\|^2 \\ &\leq e^{-\lambda_2^J} \mathcal{V}_2(x), \quad \forall x_1 \in \mathcal{J}_1 \end{aligned} \quad (\text{B.18})$$

where $\lambda_2^J := -\ln(\frac{p_M - c_q}{\bar{\alpha}_2} e^{\lambda_2^F T_M})$. Pick $\lambda_2^F < \frac{1}{T_M} \ln(\frac{\bar{\alpha}_2}{p_M - c_q})$ such that $\frac{p_M - c_q}{\bar{\alpha}_2} e^{\lambda_2^F T_M} < 1$ and $\lambda_2^J > 0$.

Now, we are going to show the exponential stability of the set \mathcal{A} for the overall hybrid closed-loop system \mathcal{H}_1 in (15). Let $|x_1|_{\mathcal{A}} \geq 0$ be the distance of x_1 with respect to the set \mathcal{A} such that $|x_1|_{\mathcal{A}}^2 := \inf_{(\tilde{R}, \tilde{\eta}, \tilde{x}_1, \tilde{\tau}) \in \mathcal{A}} (|\tilde{R}\tilde{R}^\top|_I^2 + \|\eta - \tilde{\eta}\|^2 + \|x - \tilde{x}_1\|^2 + \|\tau - \tilde{\tau}\|^2) = |\tilde{R}|_I^2 + \|\eta\|^2 + \|x\|^2 = \|\zeta\|^2 + \|x\|^2$. Consider the Lyapunov function candidate $\mathcal{V}(x_1) = \varepsilon \mathcal{V}_1(\tilde{R}, \eta, \tau) + \mathcal{V}_2(x, \tau)$ with some $\varepsilon > 0$. From (B.12) and (B.16), one can show that

$$\underline{\alpha} |x_1|_{\mathcal{A}}^2 \leq \mathcal{V}(x_1) \leq \bar{\alpha} |x_1|_{\mathcal{A}}^2 \quad (\text{B.19})$$

where $\underline{\alpha} := \min\{\varepsilon \alpha_1, \alpha_2\}$ and $\bar{\alpha} := \max\{\varepsilon \bar{\alpha}_1, \bar{\alpha}_2\}$. In view of (B.11)-(B.13) and (B.16)-(B.17), one has

$$\begin{aligned} \dot{\mathcal{V}} &= -\varepsilon \lambda_1^F \mathcal{V}_1 - \lambda_2^F \mathcal{V}_2 + \beta \|x\| \|\zeta\| \\ &\leq -\varepsilon \lambda_1^F \mathcal{V}_1 - \lambda_2^F \mathcal{V}_2 + \frac{\varepsilon \lambda_1^F \alpha_1}{2} \|\zeta\|^2 + \frac{\beta^2}{2\varepsilon \lambda_1^F \alpha_1} \|x\|^2 \\ &\leq -\frac{\varepsilon}{2} \lambda_1^F \mathcal{V}_1 - \left(\lambda_2^F - \frac{\beta^2}{2\varepsilon \lambda_1^F \alpha_1 \alpha_2} \right) \mathcal{V}_2 \\ &= -\lambda_F \mathcal{V}, \quad \forall x_1 \in \mathcal{F}_1 \end{aligned} \quad (\text{B.20})$$

with $\varepsilon > \frac{\beta^2}{2\lambda_1^F \lambda_2^F \alpha_1 \alpha_2}$ such that $\lambda_F := \min\{\frac{\lambda_1^F}{2}, (\lambda_2^F - \frac{\beta^2}{2\varepsilon \lambda_1^F \alpha_1 \alpha_2})\} > 0$, and we have made use of the inequality $\beta \|x\| \|\zeta\| \leq \frac{\varepsilon \lambda_1^F \alpha_1}{2} \|\zeta\|^2 + \frac{\beta^2}{2\varepsilon \lambda_1^F \alpha_1} \|x\|^2$. From (B.14) and (B.18), one obtains

$$\mathcal{V}(x_1^+) \leq \varepsilon e^{-\lambda_1^J} \mathcal{V}_1 + e^{-\lambda_2^J} \mathcal{V}_2 \leq e^{-\lambda_J} \mathcal{V}(x_1), \quad \forall x_1 \in \mathcal{J}_1 \quad (\text{B.21})$$

where $\lambda_J := \min\{\lambda_1^J, \lambda_2^J\}$. Let $\lambda_c := \min\{\lambda_F, \lambda_J\}$. In view of (B.20) and (B.21), one has $\mathcal{V}(x_1(t, j)) \leq e^{-\lambda_c(t+j)} \mathcal{V}(x_1(0, 0))$ for all $(t, j) \in \text{dom } x_1$. Since T_m is strictly positive by Assumption 1, it follows that every maximal solution to the hybrid system \mathcal{H}_1 is complete as $\text{dom } x_1$ is unbounded i.e., $t + j \rightarrow \infty$. Applying (B.19), one can conclude that for all $(t, j) \in \text{dom } x_1$

$$|x_1(t, j)|_{\mathcal{A}} \leq \sqrt{\frac{\bar{\alpha}}{\underline{\alpha}}} e^{-\frac{1}{2} \lambda_c(t+j)} |x_1(0, 0)|_{\mathcal{A}}, \quad (\text{B.22})$$

which shows that the set \mathcal{A} is exponentially stable. This completes the proof.

C Proof of Theorem 9

Following the same steps as the first part of the proof of Theorem 3, one can guarantee that $|\tilde{R}|_I < 1, \forall t \geq 0$. Moreover, considering the real-valued function \mathcal{V}_1 defined in (B.11), one obtains the inequalities (B.12)-(B.14) and the estimation error ζ exponentially converges to zero.

On the other hand, consider the real-valued function $\mathcal{V}_2(x, \tau) = e^{-\gamma \tau} x^\top P^{-1} x$ with some $\gamma > 0$, whose upper and lower bounds are given by

$$\underline{\alpha}'_2 \|x\|^2 \leq \mathcal{V}_2(x, \tau) \leq \bar{\alpha}'_2 \|x\|^2 \quad (\text{C.1})$$

where $\underline{\alpha}'_2 := \frac{1}{p_M} e^{-\gamma T_M}$ and $\bar{\alpha}'_2 := \frac{1}{p_m}$. The time-derivative of \mathcal{V}_2 along the flows of (29) is given as

$$\begin{aligned} \dot{\mathcal{V}}_2 &= \gamma \mathcal{V}_2 + e^{-\gamma \tau} x^\top (A_t^\top P^{-1} + P^{-1} A_t + \dot{P}^{-1}) x \\ &\quad + 2e^{-\gamma \tau} x^\top P^{-1} \bar{\delta}_g \\ &\leq \left(\gamma - e^{-\gamma T_M} \frac{v_m}{p_M} \right) \mathcal{V}_2 + \frac{2}{p_m} \|x\| \|\bar{\delta}_g\| \\ &= -\lambda_2^F \mathcal{V}_2 + \beta \|x\| \|\zeta\|, \quad \forall x_2 \in \mathcal{F}_2 \end{aligned} \quad (\text{C.2})$$

where $\lambda_2^F := -\gamma + e^{-\gamma T_M} \frac{v_m p_m}{p_M^2} > 0$ with γ small enough, $v_m := \inf_{t \geq 0} \lambda_{t \geq 0}^V$, $\beta := 4\sqrt{2} c_g / p_m$, and we made use of the facts $\|\bar{\delta}_g\| \leq c_g \|I - \tilde{R}\|_F \leq 2\sqrt{2} c_g \|\zeta\|$. Let $\varpi(\gamma) = -\gamma + e^{-\gamma T_M} \frac{v_m p_m}{p_M^2}$. Note that $\varpi(0) = \frac{v_m p_m}{p_M^2} > 0$, $\varpi(\gamma)$ decreases as γ increases, and the solution for $\varpi(\gamma) = 0$ is given by $\gamma = \frac{1}{T_M} W(\frac{v_m p_m T_M}{p_M^2})$ with $W(\cdot)$ denoting the Lambert W function. Hence, one can show that $\lambda_2^F > 0$ for any $0 < \gamma < \frac{1}{T_M} W(\frac{v_m p_m T_M}{p_M^2})$. Since the solution of P is well defined for all $(t, j) \in \text{dom } x_2$ and $(P^+)^{-1} = P^{-1} + C_t^\top Q_t C_t$, one verifies that $I - KC_t$ is full rank and $(P^+)^{-1}$ can be rewritten as $(P^+)^{-1} = P^{-1}(I - KC_t)^{-1}$. Let $\mathcal{V}_2^+ := \mathcal{V}_2(x^+, \tau^+)$ and $\nu := \tau^+ \in [T_m, T_M]$. Then, for each jump at $\tau = 0$, one has

$$\begin{aligned} \mathcal{V}_2^+ &= e^{-\gamma \nu} (x^+)^\top (P^+)^{-1} x^+ \\ &= e^{-\gamma \nu} x^\top (I - KC_t)^\top (P^+)^{-1} (I - KC_t) x \\ &= e^{-\gamma \nu} x^\top (I - KC_t)^\top P^{-1} x \\ &= e^{-\gamma \nu} x^\top P^{-1} x - e^{-\gamma \nu} x^\top C_t^\top (C_t P C_t^\top + Q_t)^{-1} C_t x \\ &\leq e^{-\lambda_2^J} \mathcal{V}_2, \quad \forall x_2 \in \mathcal{J}_2 \end{aligned} \quad (\text{C.3})$$

where $\lambda_2^J := \gamma T_m$, and we made use of the fact that $C_t^\top (C_t P C_t^\top + Q_t)^{-1} C_t$ is positive semi-definite.

Now, we are going to show the exponential stability of the set \mathcal{A} for overall hybrid closed-loop system \mathcal{H}_2 in

(29). Let $|x_2|_{\mathcal{A}} \geq 0$ be the distance of x_1 with respect to set \mathcal{A} such that $|x_2|_{\mathcal{A}}^2 := \inf_{(\tilde{R}, \tilde{\eta}, \tilde{x}_2, \tilde{\tau}) \in \mathcal{A}} (|\tilde{R}\tilde{R}^\top|_I^2 + \|\eta - \tilde{\eta}\|^2 + \|\mathbf{x} - \tilde{x}_2\|^2 + \|\tau - \tilde{\tau}\|^2) = \|\zeta\|^2 + \|\mathbf{x}\|^2$. Consider the Lyapunov function candidate $\mathcal{V}(x_2) = \varepsilon \mathcal{V}_1(\tilde{R}, \eta, \tau) + \mathcal{V}_2(\mathbf{x}, \tau)$, with some $\varepsilon > 0$. In view of (B.12) and (C.1), one has

$$\underline{\alpha}|x_2|_{\mathcal{A}}^2 \leq \mathcal{V}(x_2) \leq \bar{\alpha}|x_2|_{\mathcal{A}}^2 \quad (\text{C.4})$$

where $\underline{\alpha} := \min\{\varepsilon\alpha_1, \alpha'_2\}$ and $\bar{\alpha} := \max\{\varepsilon\bar{\alpha}_1, \bar{\alpha}'_2\}$. Applying the same steps as in (B.20), from (B.11)-(B.13) and (C.1)-(C.2) one obtains

$$\dot{\mathcal{V}} = -\lambda_F \mathcal{V}, \quad \forall x_2 \in \mathcal{F}_2 \quad (\text{C.5})$$

with $\varepsilon > \frac{\beta^2 p_M}{2\lambda_1^F \lambda_2^F \lambda_m^{P_1} e^{-\gamma T_M}}$ and $\lambda_F := \min\{\frac{\lambda_1^F}{2}, (\lambda_2^F - \frac{\beta^2 p_M}{2\varepsilon\lambda_1^F \lambda_m^{P_1}})\}$. Moreover, in view of (B.14) and (C.3), one obtains

$$\mathcal{V}(x_2^+) \leq \varepsilon e^{-\lambda_1^J} \mathcal{V}_1 + e^{-\lambda_2^J} \mathcal{V}_2 \leq e^{-\lambda_J} \mathcal{V}(x_2), \quad \forall x_2 \in \mathcal{J}_2 \quad (\text{C.6})$$

where $\lambda_J := \min\{\lambda_1^J, \lambda_2^J\}$. Let $\lambda_c := \min\{\lambda_F, \lambda_J\}$. In view of (C.5) and (C.6), one has $\mathcal{V}(x_2(t, j)) \leq e^{-\lambda_c(t+j)} \mathcal{V}(x_2(0, 0))$. Since T_m is strictly positive by Assumption 1, it follows that every maximal solution to the hybrid system \mathcal{H}_2 is complete. Then, from (C.4) one can conclude that, for all $(t, j) \in \text{dom } x_4$,

$$|x_2(t, j)|_{\mathcal{A}} \leq \sqrt{\frac{\bar{\alpha}}{\underline{\alpha}}} e^{-\frac{1}{2}\lambda_c(t+j)} |x_2(0, 0)|_{\mathcal{A}}, \quad (\text{C.7})$$

which shows that the set \mathcal{A} is exponentially stable. This completes the proof.

References

- Alonge, F., D'Ippolito, F., Garraffa, G., and Sferlazza, A. (2019). A hybrid observer for localization of mobile vehicles with asynchronous measurements. *Asian Journal of Control*, 21(4):1506–1521.
- Barrau, A. and Bonnabel, S. (2017). The invariant extended Kalman filter as a stable observer. *IEEE Transactions on Automatic Control*, 62(4):1797–1812.
- Berkane, S., Abdessameud, A., and Tayebi, A. (2017). Hybrid attitude and gyro-bias observer design on $SO(3)$. *IEEE Transactions on Automatic Control*, 62(11):6044–6050.
- Berkane, S. and Tayebi, A. (2017). Attitude observer using synchronous intermittent vector measurements. In *Proc. 56th IEEE conference on decision and control (CDC)*, pp. 3027–3032.
- Berkane, S. and Tayebi, A. (2019). Attitude estimation with intermittent measurements. *Automatica*, 105:415–421.
- Burri, M., Nikolic, J., Gohl, P., Schneider, T., Rehder, J., Omari, S., Achtelik, M., and Siegwart, R. (2016). The EuRoC micro aerial vehicle datasets. *The International Journal of Robotics Research*.
- Carnevale, D., Teel, A. R., and Nesic, D. (2007). A lyapunov proof of an improved maximum allowable transfer interval for networked control systems. *IEEE Transactions on Automatic Control*, 52(5):892–897.
- Deyst, J. and Price, C. (1968). Conditions for asymptotic stability of the discrete minimum-variance linear estimator. *IEEE Transactions on Automatic Control*, 13:702–705.
- Ferrante, F., Gouaisbaut, F., Sanfelice, R. G., and Tarbouriech, S. (2016). State estimation of linear systems in the presence of sporadic measurements. *Automatica*, 73:101–109.
- Goebel, R., Sanfelice, R., and Teel, A. (2009). Hybrid dynamical systems. *IEEE control systems magazine*, 29(2):28–93.
- Goebel, R., Sanfelice, R., and Teel, A. (2012). *Hybrid Dynamical Systems: modeling, stability, and robustness*. Princeton University Press.
- Grant, M., Boyd, S., and Ye, Y. (2009). Cvx: Matlab software for disciplined convex programming.
- Hamel, T. and Samson, C. (2018). Riccati observers for the nonstationary PnP problem. *IEEE Transactions on Automatic Control*, 63(3):726–741.
- Hesch, J. A., Kottas, D. G., Bowman, S. L., and Roumeliotis, S. I. (2013). Consistency analysis and improvement of vision-aided inertial navigation. *IEEE Transactions on Robotics*, 30(1):158–176.
- Hua, M.-D. and Allibert, G. (2018). Riccati observer design for pose, linear velocity and gravity direction estimation using landmark position and IMU measurements. In *Proc. 2018 IEEE conference on Control Technology and Applications (CCTA)*, pp. 1313–1318. IEEE.
- Hua, M.-D., Hamel, T., Mahony, R., and Trumpf, J. (2015). Gradient-like observer design on the Special Euclidean group $SE(3)$ with system outputs on the real projective space. In *Proc. 54th IEEE conference on decision and control (CDC)*, pp. 2139–2145.
- Hua, M.-D., Manerikar, N., Hamel, T., and Samson, C. (2018). Attitude, linear velocity and depth estimation of a camera observing a planar target using continuous homography and inertial data. In *Proc. IEEE International Conference on Robotics and Automation (ICRA)*, pp. 1429–1435. IEEE.
- Kelly, J. and Sukhatme, G. S. (2011). Visual-inertial sensor fusion: Localization, mapping and sensor-to-sensor self-calibration. *The International Journal of Robotics Research*, 30(1):56–79.
- Khosravian, A., Trumpf, J., Mahony, R., and Lageman, C. (2015). Observers for invariant systems on Lie groups with biased input measurements and homogeneous outputs. *Automatica*, 55:19–26.
- Li, Y., Phillips, S., and Sanfelice, R. G. (2017). Robust distributed estimation for linear systems under in-

- termittent information. *IEEE Transactions on Automatic Control*, 63(4):973–988.
- Mourikis, A. I. and Roumeliotis, S. I. (2007). A multi-state constraint Kalman filter for vision-aided inertial navigation. In *Proc. of IEEE International Conference on Robotics and Automation (ICRA)*, pp. 3565–3572.
- Mourikis, A. I., Trawny, N., Roumeliotis, S. I., Johnson, A. E., Ansar, A., and Matthies, L. (2009). Vision-aided inertial navigation for spacecraft entry, descent, and landing. *IEEE Transactions on Robotics*, 25(2):264–280.
- Rehbinder, H. and Ghosh, B. K. (2003). Pose estimation using line-based dynamic vision and inertial sensors. *IEEE Transactions on Automatic Control*, 48(2):186–199.
- Scaramuzza, D. and Fraundorfer, F. (2011). Visual odometry [tutorial]. *IEEE robotics & automation magazine*, 18(4):80–92.
- Sferlazza, A., Tarbouriech, S., and Zaccarian, L. (2019). Time-varying sampled-data observer with asynchronous measurements. *IEEE Transactions on Automatic Control*, 64(2):869–876.
- Shi, J. and Tomasi, C. (1994). Good features to track. In *Proc. IEEE conference on Computer Vision and Pattern Recognition*, pp. 593–600. IEEE.
- Tayebi, A., Roberts, A., and Benallegue, A. (2013). Inertial vector measurements based velocity-free attitude stabilization. *IEEE Transactions on Automatic Control*, 58(11):2893–2898.
- Teel, A. R., Forni, F., and Zaccarian, L. (2013). Lyapunov-based sufficient conditions for exponential stability in hybrid systems. *IEEE Transactions on Automatic Control*, 58(6):1591–1596.
- Vasconcelos, J., Cunha, R., Silvestre, C., and Oliveira, P. (2010). A nonlinear position and attitude observer on $SE(3)$ using landmark measurements. *Systems & Control Letters*, 59(3-4):155–166.
- Wang, M. and Tayebi, A. (2017). Globally asymptotically stable hybrid observers design on $SE(3)$. In *Proc. 56th IEEE conference on decision and control (CDC)*, pp. 3033–3038.
- Wang, M. and Tayebi, A. (2018). A globally exponentially stable nonlinear hybrid observer for 3D inertial navigation. In *Proc. 57th IEEE conference on decision and control (CDC)*, pp. 1367–1372.
- Wang, M. and Tayebi, A. (2019). Hybrid pose and velocity-bias estimation on $SE(3)$ using inertial and landmark measurements. *IEEE Transactions on Automatic Control*, 64(8):3399–3406.
- Wang, M. and Tayebi, A. (2020). Hybrid nonlinear observers for inertial navigation using landmark measurements. *IEEE Transactions on Automatic Control*. doi: [10.1109/TAC.2020.2972213](https://doi.org/10.1109/TAC.2020.2972213).