

# Brain-like approaches to unsupervised learning of hidden representations - a comparative study

Naresh Balaji Ravichandran<sup>1</sup>, Anders Lansner<sup>1,2</sup>, and Pawel Herman<sup>1</sup>

<sup>1</sup> Computational Brain Science Lab, KTH Royal Institute of Technology, Stockholm, Sweden

<sup>2</sup> Department of Mathematics, Stockholm University, Stockholm, Sweden  
{nbrav, ala, paherman}@kth.se

**Abstract.** Unsupervised learning of hidden representations has been one of the most vibrant research directions in machine learning in recent years. In this work we study the brain-like Bayesian Confidence Propagating Neural Network (BCPNN) model, recently extended to extract sparse distributed high-dimensional representations. The saliency and separability of the hidden representations when trained on MNIST dataset is studied using an external classifier, and compared with other unsupervised learning methods that include restricted Boltzmann machines and autoencoders.

**Keywords:** Neural networks . Brain-like computing . Bio-inspired . Unsupervised learning . Structural plasticity .

## 1 Introduction

Artificial neural networks have made remarkable progress in supervised pattern recognition in recent years. In particular, deep neural networks have dominated the field largely due to its capability to discover hierarchies of salient data representations. However, most recent deep learning methods rely extensively on supervised learning from labelled samples for extracting and tuning data representations. Given the abundance of unlabelled data there is an urgent demand for unsupervised or semi-supervised approaches to learning of hidden representations [1]. Although early concepts of greedy layer-wise pretraining allow for exploiting unlabelled data, ultimately the application of deep pre-trained networks to pattern recognition problems rests on label dependent end-to-end weight fine tuning [2]. At the same time, we observe a surge of interest in more brain plausible networks for unsupervised and semi-supervised learning problems that build on some fundamental principles of neural information processing in the brain [3, 4]. Most importantly, these brain-like computing approaches rely on local learning rules and label independent biologically compatible mechanisms to build data representations whereas deep learning methods predominantly make use of error back-propagation (backprop) for learning the weights. Although efficient, backprop has several issues

---

Funding for the work is partially received from Swedish e-Science Research Centre (SeRC) and the European Commission H2020 program, Grant Agreement No. 800999 (SAGE2). The simulations were performed on resources provided by the Swedish National Infrastructure for Computing (SNIC) at the PDC Center for High Performance Computing, KTH Royal Institute of Technology.

that make it an unlikely candidate model for synaptic plasticity in the brain. The most apparent issue is that the synaptic connection strength between two biological neurons is expected to comply with Hebb's postulate, i.e. to depend only on the available local information provided by the activities of pre- and postsynaptic neurons. This is violated in backprop, since synaptic weight updates need gradient signals to be communicated from distant output layers. Please refer to [5, 6] for a detailed review of possible biologically plausible implementations of and alternatives to backprop .

In this work we utilise the MNIST dataset to compare two classical learning systems, the autoencoder (AE) and the restricted Boltzmann machine (RBM), with two brain-like approaches to unsupervised learning of hidden representations, i.e. the recently proposed model by Krotov and Hopfield (referred to as KH model) [7], and the BCPNN model [5], which both rely on biologically plausible learning strategies. In particular, we qualitatively examine the extracted hidden representations and quantify their label dependent separability using a simple linear classifier on top of all the networks under investigation. This classification step is not part of the learning strategy, and we use it merely as a way to evaluate the resulting representations.

Special emphasis is on the feedforward BCPNN model with a single hidden layer, which frames the update and learning steps of the neural network as probabilistic computations. Probabilistic approaches are widely used in both deep learning models [8] and computational models of brain function [9]. One disadvantage of probabilistic models is that the known methods do not scale well in practice. Also, inference and learning with distributed representations is often intractable and forces approximate approaches [8]. In this work, we adopt a modular BCPNN architecture, previously used in abstract models of associative memory [10, 11], action selection [12], and in application to brain imaging [13, 14] and data mining [15]. Spiking versions of BCPNN have also been used in biologically detailed models of different forms of cortical associative memory [16–18]. The modules, referred to as hypercolumns (HCs), comprise a number of functional minicolumns (MCs) that compete in a soft-winner-take-all manner. The abstract view of a HC is that it represents some attribute, e.g. edge orientation, in a discrete coded manner. A minicolumn in this abstract cortical-like network comprises a unit that conceptually represents one discrete value (a realisation of the given attribute) and, as a biological parallel, it accounts for a local subnetwork of around a hundred recurrently connected neurons with similar receptive field properties [19]. Such an architecture was initially generalized from the primary visual cortex, but today has more support also from later experimental work and has been featured in spiking computational models of cortex [20, 21].

Finally, in this work we highlight additional mechanisms of bias regulation and structural plasticity, introduced recently to the BCPNN framework [22], which enable unsupervised learning of hidden representations. The bias regulation mechanism ensures the activities of all units in the hidden layer are maintained near their target activity by regulating their bias parameter. Structural plasticity learns a set of sparse connections from the input layer to hidden layer by maximizing a local greedy information theoretic score.

## 2 Related Work

A popular unsupervised learning approach is to train a hidden layer to reproduce the input data as, for example, in AE and RBM. The AE and RBM networks trained with a single hidden layer are relevant here since learning weights of the input-to-hidden-layer connections relies on local gradients, and the representations can be stacked on top of each other to extract hierarchical features. However, stacked autoencoders and deep belief nets (stacked RBMs) have typically been used for pre-training procedures followed by end-to-end supervised fine-tuning (using backprop) [2]. Recently proposed KH model [7] addresses the problem of learning with local gradients by learning hidden representations solely using an unsupervised method. In the network the input-to-hidden connections are trained and additional (non-plastic) lateral inhibition provides competition within the hidden layer. For evaluating the representation, the weights are frozen, and a linear classifier trained with labels is used for the final classification. Our approach shares some common features with the KH model, e.g. learning hidden representations by unsupervised methods, and evaluating the representations by a separate classifier (refer [4] for an extensive review).

All of the aforementioned models employ either competition within the hidden layer (KH), or feedback connections from hidden to input (RBM and AE). The BCPNN uses only the feedforward connections, along with an implicit competition via a local softmax operation, the neural implementation of which would be lateral inhibition.

It is also observed that, for unsupervised learning, having sparse connectivity in the feedforward connections performs better than full connectivity [4]. In addition to the unsupervised methods, networks employing supervised learning like convolutional neural networks (CNNs) force a fixed spatial filter to obtain this sparse connectivity [23]. The BCPNN model takes an alternate approach where, along with learning the weights of the feedforward connections, which is regarded as biological synaptic plasticity, a sparse connectivity between the input and hidden layer is learnt simultaneously, in analogy with the structural plasticity in the brain [24].

## 3 Bayesian Confidence Propagation Neural Network

Here we describe the BCPNN network architecture and update rules [10, 11, 18]. The feedforward BCPNN architecture contains two layers, referred to as the input layer and hidden layer. A layer consists of a set of HCs, each of which represents a discrete random variable  $X_i$  (upper case). Each HC, in turn, is composed of a set of MCs representing a particular instance  $x_i$  (lower case) of  $X_i$ . The probability of  $X_i$  is then a multinomial distribution, defined as  $p(X_i = x_i)$ , such that  $\sum_{x_i} p(X_i = x_i) = 1$ . In the neural network, the activity of the MC is interpreted as  $p(X_i = x_i)$ , and the activities of all the MCs inside a HC sums to one.

Since the network is a probabilistic graphical model, we can compute the posterior of a target HC in the hidden layer conditioned on all the source HCs in the input layer. We will use  $x$ 's and  $y$ 's for referring the HCs in the input and hidden layer respectively. Computing the exact posterior  $p(Y_j|X_{1:N})$  over the target HC is intractable, since it scales exponentially with the number of units. The assumptions  $p(X_1, \dots, X_N|Y_j) = \prod_{i=1}^N p(X_i|Y_j)$  and  $p(X_1, \dots, X_N) = \prod_{i=1}^N p(X_i)$  allows us to write the posterior as follows:

$$p(Y_j|X_1, \dots, X_N) = p(Y_j) \frac{p(X_1, \dots, X_N|Y_j)}{p(X_1, \dots, X_N)} = p(Y_j) \prod_{i=1}^N \frac{p(X_i, Y_j)}{p(X_i)p(Y_j)} \quad (1)$$

When the network is driven by input data  $\{X_1, \dots, X_N\} = \{x_1^D, \dots, x_N^D\}$ , we can write the posterior probabilities of a target MC in terms of the source MCs as:

$$p(y_j|x_1^D, \dots, x_N^D) = p(y_j) \prod_{i=1}^N \frac{p(x_i^D, y_j)}{p(x_i^D)p(y_j)} = p(y_j) \prod_{i=1}^N \prod_{x_i} \left( \frac{p(x_i, y_j)}{p(x_i)p(y_j)} \right)^{I(x_i=x_i^D)} \quad (2)$$

where  $I(\cdot)$  is the indicator function that equals 1 if its argument is true, and zero otherwise. We have written the posterior of the target MC as a function of all the source MCs (all  $x_i$ 's). The log posterior can be written as:

$$\log p(y_j|x_1^D, \dots, x_N^D) = \log p(y_j) + \sum_{i=1}^N \sum_{x_i} I(x_i = x_i^D) \log \frac{p(x_i, y_j)}{p(x_i)p(y_j)} \quad (3)$$

Since the posterior is linear in the indicator function of data sample,  $I(x_i = x_i^D)$  can be approximated by its expected value, that is,  $p(x_i^D)$ . Except for  $p(x_i^D)$ , all the terms in the posterior are functions of the marginals  $p(x_i)$ ,  $p(y_j)$ , and  $p(x_i, y_j)$ . We define the terms bias  $\beta(y_j) = \log p(y_j)$  and weight  $w(x_i, y_j) = \log \frac{p(x_i, y_j)}{p(x_i)p(y_j)}$  in analogy with artificial neural networks.

The inference step to calculate the posterior probabilities of the target MCs conditioned on the input sample is given by the activity update equations:

$$\begin{aligned} h(y_j) &= \beta(y_j) + \sum_{i=1}^N \sum_{x_i} p(x_i^D) w(x_i, y_j), \\ \pi(y_j) &= \frac{\exp(h(y_j))}{\sum_k \exp(h(y_k))} \end{aligned} \quad (4)$$

where  $h(y_j)$  is the total input received by each target MC from which the activity  $\pi(y_j)$  is recovered by softmax normalization of all MCs within the HC.

As each data sample is presented, the learning step updates the marginal probabilities, weights, and biases as follows:

$$\tau_p \frac{dp(x_i)}{dt} = \pi(x_i) - p(x_i),$$

$$\begin{aligned}
\tau_p \frac{dp(x_i, y_j)}{dt} &= \pi(x_i)\pi(y_j) - p(x_i, y_j), \\
\tau_p \frac{dp(y_j)}{dt} &= \pi(y_j) - p(y_j), \\
\beta(y_j) &= k_\beta \log p(y_j), \\
w(x_i, y_j) &= \log \frac{p(x_i, y_j)}{p(x_i)p(y_j)}. \tag{5}
\end{aligned}$$

The terms  $\tau_p$  is a learning time constant and  $k_\beta$  is the bias gain. The set of Equations 1 and 2 define the update and learning equations of the BCPNN architecture. In this work, we use the abstract non-spiking model of BCPNN for the purpose of representation learning. The network for unsupervised representation learning requires, in addition to the update and learning equations, the following two mechanisms to enable learning representations [22].

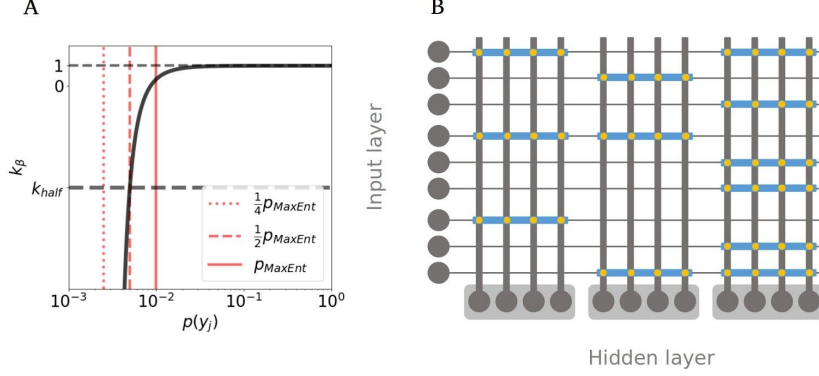
### 3.1 Bias regulation

The BCPNN update rule implements Bayesian inference if the parameters are learnt with the source and target layer probabilities available as observations. When the target layer is hidden, we are learning the representations, and we cannot expect the update rule to follow Bayesian inference. In fact, we can see that performing learning and inference simultaneously is counter-productive in this case. Consider a hidden representation with random initialization that assigns some MCs with slightly higher marginal probability  $p(y_j)$  than others. Learning would then amplify this difference, and find parameters that would associate more input samples with the MCs with high  $p(y_j)$ , causing the marginals to increase further. One way to circumvent this effect is to promote MCs with low  $p(y_j)$  to be more active in the future, like an activity dependent homeostasis process in biological terms [25].

We use a bias regulation mechanism, where the bias gain  $k_\beta$  for each MC (equal to 1 if only Bayesian inference is performed) depends on  $p(y_j)$ . One motivation for choosing the bias gain is to influence the marginal  $p(y_j)$  alone without affecting the weight parameters that are responsible for learning the input to hidden mapping. The value of  $p(y_j)$  is compared with respect to the maximum entropy probability,  $p_{MaxEnt} = 1/N_{MC}$ , where  $N_{MC}$  is the number of MCs per HC. It is worth noting that the maximum entropy is the ideal representation without the input layer since all the MCs have equal marginal probability, and hence acts as the reference for bias regulation. The dynamic update of  $k_\beta$  with the time constant  $\tau_k$  follows Eq. 6:

$$\tau_k \frac{dk_\beta}{dt} = 1 + (k_{half} - 1) \frac{(p_{MaxEnt}/4)^2}{(p(y_j) - p_{MaxEnt}/4)^2} - k_\beta \tag{6}$$

The mechanism maintains the value of gain  $k_\beta$  at around 1 when  $p(y_j) \gg p_{MaxEnt}$ , and drops sharply to negative values when  $p(y_j)$  is below  $p_{MaxEnt}$  (see Fig. 1A). The rate of this drop is controlled using the metaparameter  $k_{half}$ , defined as the value of gain  $k_\beta = k_{half}$  at  $p(y_j) = 1/2 p_{MaxEnt}$ .



**Fig. 1. A:** Bias regulation mechanism. For generating the figure,  $k_{half} = 5$  and  $p_{MaxEnt} = 0.01$  was used. **B:** The schematic of the network used for unsupervised learning. In this network, the input layer contains nine binary HCs (grey circles on the left), and the hidden layer contains three HCs (grey boxes), each of which contains four MCs (grey circles inside the boxes). The existence of a connection between an input HC and hidden HC is shown as a blue strip, i.e.,  $M_{ij} = 1$ . The input-hidden weights are shown as yellow dots and are present only when a connection already exists.

### 3.2 Structural plasticity

Structural plasticity builds a set of receptive fields for the hidden layer from the input. We define a boolean variable  $M_{ij}$  for the connection from the  $i$ th input HC to  $j$ th hidden HC as active,  $M_{ij} = 1$ , or silent,  $M_{ij} = 0$ . Each  $M_{ij}$  is initialized randomly with probability  $p_M$ , where setting  $p_M$  to a low value ensures patchy and sparse connectivity (Fig. 1B). Once initialized, the total number of active incoming connections to each hidden HC is fixed whereas the outgoing connections from a source HC can be changed. The mutual information (MI) between the  $i$ th input HC and  $j$ th hidden HC is estimated from the BCPNN weights:

$I_{ij} = \sum_{x_i, y_j} p(x_i, y_j) w(x_i, y_j)$ . Each input HC normalizes the MI by the total number of active outgoing connections:

$$\widehat{I}_{ij} = I_{ij} / (1 + \sum_k M_{ik}) \quad (7)$$

Since the total number of active incoming connections is fixed, each hidden HC greedily maximizes the  $\widehat{I}_{ij}$  it receives by removing the active connection with the lowest  $\widehat{I}_{ij}$  (set  $M_{ij}$  from 1 to 0) and adds an inactive connection with the highest  $\widehat{I}_{ij}$  (set  $M_{ij}$  from 0 to 1). We call this operation a *flip*, and use a parameter  $N_{flips}$  to set the number of flips made per training epoch.

## 4 Experiments

Here we describe the experimental setup for the BCPNN and three other related models for unsupervised learning, as discussed in section 2. Next, we introduce a supervised classification layer trained on the representations learnt by the four models. Finally, we qualitatively study these representations and provide quantitative performance results of the models in supervised classification.

We ran the experiments on the MNIST handwritten digits dataset [20]. MNIST contains  $N_{train}=60000$  training and  $N_{test}=10000$  test images of  $28 \times 28$  handwritten digits. The images were flattened to 784 dimensions and the grey-scale intensities were normalized to the range  $[0,1]$ . The images act as the input layer for the models.

### 4.1 Models

We considered four network architectures: BCPNN (c.f. section 3), AE, RBM and, KH. All the models were equipped with one hidden layer and 3000 hidden units.

TABLE I. BCPNN MODEL PARAMETERS

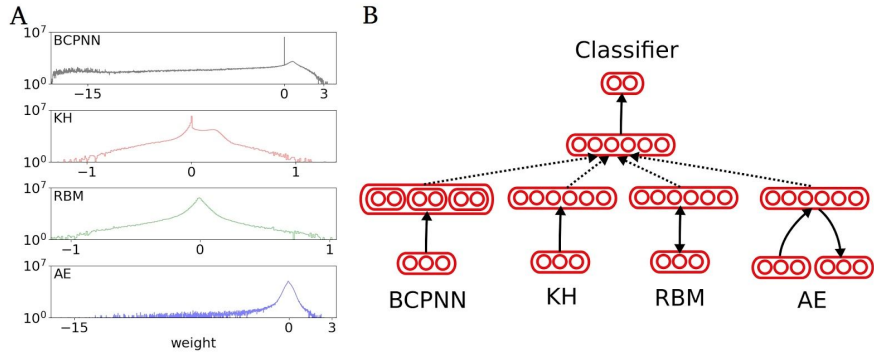
Symbol	Value	Description
$N_{HC}$	30	Number of hypercolumns in hidden layer
$N_{MC}$	100	Number of minicolumns per hypercolumn in hidden layer
$\Delta t$	0.01	Time-step
$\mu$	10	Mean of Poisson distribution for initializing MCs
$N_{sample}$	5	Number of time-steps per sample
$N_{epoch}$	5	Number of epochs of unsupervised training
$k_{half}$	-100	Bias gain when marginal is $1/2 P_{MaxEnt}$
$\tau_p^o$	0.1	Multiplier for learning time-constant
$\tau_k^o$	0.1	Multiplier for bias gain time-constant
$p_M$	0.1	Probability of connections from input to hidden layer
$N_{flips}$	16	Number of flips per epoch for structural plasticity

**BCPNN:** The BCPNN network had a hidden layer with 30 HCs and 100 MCs per HC. Each sample was clamped to the input layer for  $N_{sample}$  iterations of time-step  $\Delta t$ , and the training was performed for  $N_{epoch}$  epochs of the training set. The time constants  $\tau_k$  and  $\tau_p$  were scaled by the total training time per epoch, that is,  $\tau_k = \tau_k^o N_{train} N_{sample} \Delta t$  and  $\tau_p = \tau_p^o N_{test} N_{sample} \Delta t$ . For tuning the parameters,  $\tau_k^o$ ,  $\tau_p^o$ ,  $k_{half}$  and,  $N_{flips}$ , we used a held-out validation set of 10000 samples from the

training set, and chose values that maximize the validation accuracy (for details, see [22]). The entire list of parameters and their values are listed in Table 1. The simulations were performed on code parallelized using MPI on 2.3 GHz Xeon E5 processors and the training process took approximately two hours per run.

**KH:** The KH network was reproduced from the original work, with all the parameters as described there [7], except for having 3000 hidden units instead of 2000, to be consistent in the comparison with other models.

**RBM:** For the RBM network, we used sigmoidal units for both input and hidden layer. The weights were trained using the Contrastive Divergence algorithm with one iteration of Gibbs sampling (CD-1) [26]. The learning rate  $\alpha$  was set as 0.01 and the training was done in minibatches of 256 samples for 300 epochs.



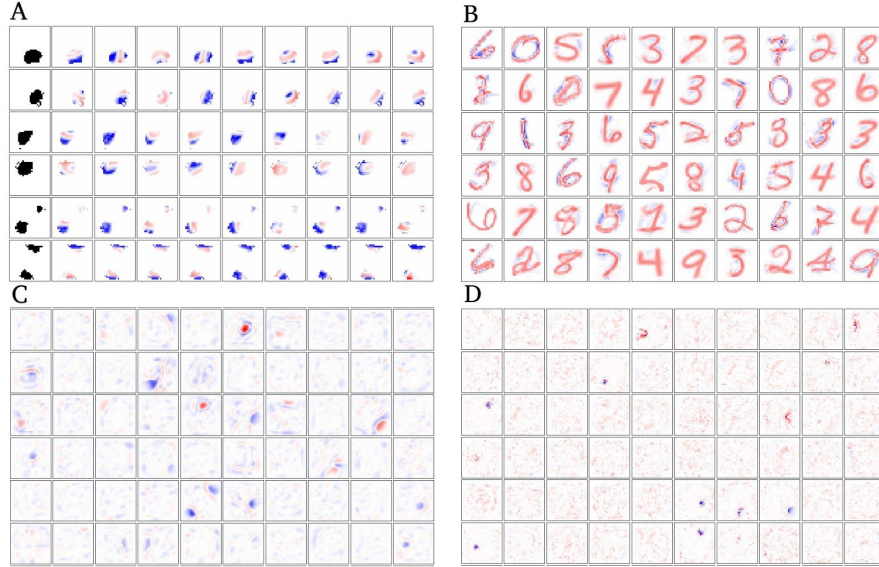
**Fig. 2. A.** Histogram of weights from the input layer to hidden layer. The horizontal axis has the minimum to maximum value of the weights as the range, and the vertical axis is in log scale. **B.** Schematic of the four unsupervised learning models under comparison and the supervised classifier. The dotted lines imply we use the representations of the hidden layer as input for the classifier.

**AE:** For the AE network, we used sigmoidal units for both hidden layer and reconstruction layer and two sets of weights, one for encoding from input to hidden layer and another for decoding from hidden to reconstruction layer. The weights were trained using the Adam optimizer and L2 reconstruction loss with an additional L1 sparsity loss on the hidden layer. The sparsity loss coefficient was determined as  $\lambda = 1e-7$  by maximizing the accuracy of a held-out validation set of 10000 samples. The training was in minibatches of 256 samples for 300 epochs.

## 4.2 Receptive field comparison

As can be observed in Fig. 2A, the distribution of weight values considerably differs across the networks examined in this work. It appears that the range of values for BCPNN corresponds to that reported for AE, whereas for KH and RBM, weights lie in a far narrower interval centered around 0. Importantly, BCPNN has by far the highest proportion of zero weights (90%), which renders the connectivity truly sparse.





**Fig. 3.** Receptive fields of different unsupervised learning methods. For each model, the positive and negative values are normalized, such that blue, white, and red represent the lowest, zero, and highest value of weights. **A. BCPNN** Each row corresponds to a randomly chosen HC and the constituent MCs of BCPNN. First column shows the receptive field of HC (black means  $M_{ij} = 1$ ). The remaining columns show the receptive field of nine randomly chosen MCs out of 100 MCs within the HC. **B. KH, C. RBM, D. AE:** Receptive fields of 60 randomly chosen hidden units out of 3000.

In Fig. 3, we visualize the receptive fields of the four unsupervised learning networks. Firstly, it is straightforward to see that the receptive fields of all the networks differ significantly. The RBM (Fig. 3C) and AE (Fig. 3D) have receptive fields that are highly localized and span the input space, a characteristic of distributed representations. The KH model (Fig. 3B) has receptive fields that resemble the entire image, showing both positive and negative values over the image, as a result of Hebbian and anti-Hebbian learning [7]. Generally, local representations like mixture models and competitive learning, as opposed to distributed representations, tend to have receptive fields that resemble prototypical samples [27]. With this distinction in mind, the receptive fields in the BCPNN should be closely examined (Fig. 3A). The receptive fields of HCs (first column) are localised and span the input space, much like a distributed representation. Within each HC however, the MCs have receptive fields (each row) resembling prototypical samples, like diverse sets of lines and strokes. This suggests that the BCPNN representations are “hybrid”, with the higher level HCs coding distributed representation, and the lower level MCs coding local representation.

### 4.3 Classification performance

For all the four models of unsupervised learning, we employed the same linear classifier for predicting the labels (see Fig. 2B). This allowed us to consistently evaluate the representations learned by the different models. The linear classifier considers the hidden layer as the input and the MNIST labels as the output. The output layer consists of softmax units for the 10 labels. The classifier’s weights were trained by stochastic gradient descent with the Adam optimizer [28] using cross-entropy loss function. The training procedure used minibatches of 256 samples and a total of 300 training epochs.

TABLE II. ACCURACY COMPARISON

Model	Tuned Parameters	Accuracy (train)	Accuracy (test)
BCPNN	$\tau_p^0 = 0.1, \tau_k^0 = 0.1, k_{half} = -100$	100.0±0.0	97.77±0.12
KH <sup>1</sup>	See [7].	98.75±0.01	97.39±0.06
RBM	$\alpha = 0.01$	98.92±0.04	97.67±0.10
AE	$\lambda = 1e-7$	100.0±0.0	97.78±0.09

The results of the classification are shown in Table II. All the results presented here are the mean and standard deviation of the classification accuracy over ten random runs of the network. We performed three independent comparisons of BCPNN with KH, RBM, and AE using the Kruskal-Wallis H test. BCPNN outperforms KH ( $p=0.02$ ), while there is no statistical difference with RBM ( $p=0.28$ ) / AE ( $p=0.30$ ).

## 5 Discussion

We have evaluated four different network models that can perform unsupervised representation learning using correlation based biologically plausible local learning rules. We made our assessment relying on the assumption that the saliency of representations is reflected in their class dependent separability, which can be quantified by classification performance (similar to [4, 7]). Learning representations without supervised fine-tuning is a harder task compared to similar networks with end-to-end backprop, since the information about the samples’ corresponding labels cannot be utilised. Consequently, representations learnt with unsupervised methods cannot be expected to offer better class separability than the classification performance reported by supervised end-to-end approaches. We show that the investigated unsupervised methods score remarkably similar around 97.7%, which is

---

<sup>1</sup> This is lower than the test accuracy of 98.54% reported in the original work [7]. This could be due to differences in hidden layer size and output activation (tanh with a tuned coefficient was used originally).

only slightly worse compared to the 98.5% accuracy of networks with one hidden layer trained with end-to-end backprop [29].

We also showed that the recently proposed BCPNN model performs competitively against other unsupervised learning models. The modular structure of the BCPNN layer led to “hybrid” representations that differ from the well known distributed and local representations. In contrast to the other unsupervised learning methods, learning in BCPNN was chosen to remain incremental using dynamical equations, since such learning is biologically feasible and also useful in many autonomous engineering solutions. Despite the slow convergence properties of an incremental approach, BCPNN required only 5 epochs of unsupervised training, in comparison to 300 epochs for AE and RBM, and 1000 epochs for KH.

One important difference between current deep learning architectures and the brain concerns the abundance of recurrent connections in the latter. Deep learning architectures rely predominantly on feedforward connectivity. A typical cortical area receives only around 10% of synapses from lower order structures, e.g. thalamus, and the rest from other cortical areas [30]. These feedback and recurrent cortical connections are likely involved in associative memory, constraint-satisfaction e.g. for figure-ground segmentation, top-down modulation and selective attention [30]. Incorporating these important aspects of cortical computation can play a key role in improving our machine learning models and approaches.

It is important to note that the unsupervised learning models discussed in this work are proof-of-concept designs and not meant to directly model some specific biological system or structure. Yet, they may shed some light on the hierarchical functional organization of e.g. sensory processing streams in the brain. Further work will focus on extending our study to multi-layer architectures. The modular architecture, sparse connectivity, and scalability of BCPNN is currently also taken advantage of in dedicated VLSI design [31].

## References

1. Bengio, Y., Courville, A., Vincent, P.: Representation learning: a review and new perspectives. *IEEE Trans. Pattern Anal. Mach. Intell.* 35, 1798–1828 (2013)
2. D. Erhan, Y. Bengio, A. Courville, P.-A. Manzagol, P. Vincent, and S. Bengio: Why does unsupervised pre-training help deep learning? *J. Machine Learning Research.* 11, 625–660 (2010)
3. Pehlevan, C., Chklovskii, D.B.: *Neuroscience-Inspired Online Unsupervised Learning Algorithms: Artificial Neural Networks* (2019)
4. Illing, B., Gerstner, W., Brea, J.: Biologically plausible deep learning — But how far can we go with shallow networks? (2019)
5. Whittington, J.C.R., Bogacz, R.: Theories of Error Back-Propagation in the Brain. *Trends Cogn. Sci.* 23, 235–250 (2019)
6. Lillicrap, T.P., Santoro, A., Marris, L., Akerman, C.J., Hinton, G.: Backpropagation and the brain. *Nat. Rev. Neurosci.* (2020)
7. Krotov, D., Hopfield, J.J.: Unsupervised learning by competing hidden units. *Proc. Natl.*

- Acad. Sci. U. S. A. 116, 7723–7731 (2019)
8. Goodfellow, I., Bengio, Y., Courville, A.: Deep Learning. MIT Press (2016)
  9. Doya, K.: Bayesian Brain: Probabilistic Approaches to Neural Coding. MIT Press (2007)
  10. Sandberg, A., Lansner, A., Petersson, K.M., Ekeberg, O.: A Bayesian attractor network with incremental learning. *Network*. 13, 179–194 (2002)
  11. Lansner, A., Benjaminsson, S., Johansson, C.: From ANN to Biomimetic Information Processing (2009)
  12. Berthet, P., Hellgren-Kotaleski, J., Lansner, A.: Action selection performance of a reconfigurable basal ganglia inspired model with Hebbian-Bayesian Go-NoGo connectivity. *Front. Behav. Neurosci.* 6, 65 (2012)
  13. Benjaminsson, S., Fransson, P., Lansner, A.: A novel model-free fMRI data analysis technique based on clustering in a mutual information space (2009)
  14. Schain, M., Benjaminsson, S., Varnäs, K., Forsberg, A., Halldin, C., Lansner, A., Farde, L., Varrone, A.: Arterial input function derived from pairwise correlations between PET-image voxels. *J. Cereb. Blood Flow Metab.* 33, 1058–1065 (2013).
  15. Orre, R., Lansner, A., Bate, A., Lindquist, M.: Bayesian neural networks with confidence estimations applied to data mining (2000)
  16. Lundqvist, M., Herman, P., Lansner, A.: Theta and Gamma Power Increases and Alpha/Beta Power Decreases with Memory Load in an Attractor Network Model (2011)
  17. Fiebig, F., Lansner, A.: A Spiking Working Memory Model Based on Hebbian Short-Term Potentiation (2017)
  18. Tully, P.J., Hennig, M.H., Lansner, A.: Synaptic and nonsynaptic plasticity approximating probabilistic inference (2014)
  19. Mountcastle, V.: The columnar organization of the neocortex (1997)
  20. Rockland, K.: Five points on columns (2010)
  21. Lansner, A.: Associative memory models: from the cell-assembly theory to biophysically detailed cortex simulations (2009)
  22. Ravichandran, N.B., Lansner, A., Herman, P.: Learning representations in Bayesian Confidence Propagation neural networks. arXiv preprint arXiv:2003.12415. (2020).
  23. Lindsay, G.: Convolutional Neural Networks as a Model of the Visual System: Past, Present, and Future. *J. Cogn. Neurosci.* 1–15 (2020)
  24. Butz, M., Wörgötter, F., van Ooyen, A.: Activity-dependent structural plasticity (2009)
  25. Turrigiano, G.G., Nelson, S.B.: Homeostatic plasticity in the developing nervous system. *Nat. Rev. Neurosci.* 5, 97–107 (2004)
  26. Hinton, G.E.: A Practical Guide to Training Restricted Boltzmann Machines (2012)
  27. Rumelhart, D.E., Zipser, D.: Feature Discovery by Competitive Learning (1985)
  28. Kingma, D., Ba, J.: Adam: A method for stochastic optimization. In: International Conference on Learning Representations (ICLR) (2015)
  29. Lecun, Y., Bottou, L., Bengio, Y., Haffner, P.: Gradient-based learning applied to document recognition (1998)
  30. Douglas, R.J., Martin, K.A.C.: Recurrent neuronal circuits in the neocortex (2007)
  31. Stathis, D., Sudarshan, C., Yang, Y., Jung, M., Jafri Syed Asad, Weis, C., Hemani, A., Lansner, A., Wehn, N.: eBrainII: A 3 kW Realtime Custom 3D DRAM integrated ASIC implementation of a Biologically Plausible Model of a Human Scale Cortex. arXiv preprint arXiv:1911.00889. (2019)