

# DTR Bandit: Learning to Make Response-Adaptive Decisions With Low Regret

Yichun Hu, Nathan Kallus  
Cornell University

## Abstract

Dynamic treatment regimes (DTRs) for are personalized, sequential treatment plans that adapt the treatment decisions to an individual’s time-varying features and intermediate outcomes at each treatment period. While existing literature mostly focuses on learning the optimal DTR from sequentially randomized data, we study the problem of developing the optimal DTR in an online manner, where decisions in each round affect both our cumulative reward and our data collection for future learning, which we term the DTR bandit problem. We propose a novel algorithm that, by carefully balancing exploration and exploitation, achieves rate-optimal regret when the transition and reward models are linear. We demonstrate the empirical success of our algorithm both on synthetic data and in data from a real-world randomized trial for major depressive disorder.

**Keywords:** dynamic treatment regimes; online learning; adaptive intervention;  $Q$ -learning; personalized decision making.

## 1 Introduction

Contextual bandits, where personalized decisions are made sequentially and simultaneously with data collection, are increasingly used to address important decision making problems where data is limited and expensive to collect, with applications in product recommendation (Li et al. 2010), revenue management (Kallus and Udell 2016, Qiang and Bayati 2016), policymaking (Athey et al. 2018), and personalized medicine (Tewari and Murphy 2017).

Bandit algorithms are also increasingly being considered in place of classic randomized trials in order to improve both the learning and the outcomes for study participants (Atthey et al. 2018, Villar et al. 2015).

But, in many cases decisions are not a one-and-done proposition and there is often a crucial opportunity to adapt to a unit’s response to initial treatment, and the use of first-line and second-line therapies in the treatment of chronic conditions like diabetes, cancer, and depression are a crucial aspect of current practice. Generally, a more conservative or more commonly effective treatment is often used at first, reverting to more intensive or more unique treatment if the patient’s condition does not respond to the initial intervention or dialing treatment back if the condition is in remission. Figure 1, for example, shows a personalized and adaptive treatment plan for the treatment of pediatric attention deficit hyperactivity disorder (ADHD) proposed by Pelham and Fabiano (2008). These adaptive treatment plans are called *dynamic treatment regimes* (DTRs; Chakraborty and Moodie 2013, Murphy 2003). With the growing availability of rich individual-level data from, *e.g.*, electronic health records (Bertsimas et al. 2017) and online customer behavior (Kallus and Udell 2016), there is even more opportunity for DTRs to also further personalize beyond a single severity measure. Crucially, in DTRs, the initial treatment choice not only affects the initial outcome, but also a subject’s features in future periods, which may further affect future decisions and outcomes. Therefore, successful learning of DTRs hinges on accurately learning both the outcome and the transition dynamics (conditional on subject’s features).

Traditionally, DTRs are estimated from sequential multiple assignment randomized trials (SMARTs), which randomize at each decision point. Some of the most commonly studied SMART datasets include the CATIE trial for antipsychotic medications in patients with Alzheimer’s disease (Schneider et al. 2001), the STAR\*D trial for treatment of depression (Lavori and Dawson 2000), and the PROBIT trial for the promotion of breastfeeding (Kramer et al. 2001). Many *offline* learning methods have been proposed, which assume that we have access to the collection of observed trajectories for all patients who participated in the study (we review these methods in Section 1.1). However, sequential randomized trials are usually rather costly and limited in size in practice, especially in healthcare domains. Thus, it would be attractive to use algorithms that learn an effective dynamic treatment

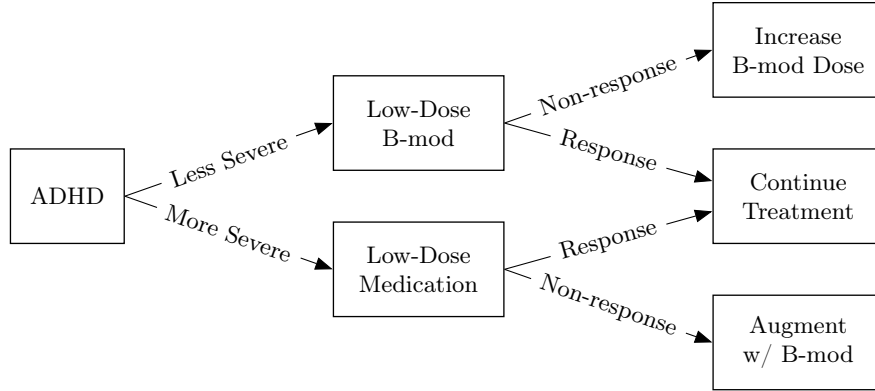


Figure 1: A simple dynamic treatment regime for the treatment of attention deficit hyperactivity disorder (ADHD) proposed by Pelham and Fabiano (2008). B-mod stands for behavioral modification therapy.

regime in an online manner while ensuring subjects have good outcomes, much like the above mentioned contextual bandit algorithms but being able to be adaptive at the unit level.

In this paper, we study efficient online learning methods for optimal dynamic treatment regimes when the reward and transition models are linear. As in contextual bandit problems, we only observe *bandit feedback*, *i.e.*, only the reward of the chosen action and never that of the other actions, so we face the oft-noted trade-off between exploration and exploitation: we are motivated to myopically apply the current-best dynamic treatment regime based on the trajectories observed so far from previous units so to collect the highest reward for the current patient, but we also need to explore other treatment options in order to learn more about them for fear of missing better options for future units due to lack of data. Our proposed algorithm tackles this problem by carefully balancing the two imperatives and maintaining two sets of parameter estimators (one unbiased, one biased but more accurate) to use in different context regions (an idea that originated in Goldenshluger and Zeevi 2013). We prove that, under a sharp margin condition (*i.e.*,  $\alpha = 1$  in Assumption 2), our algorithm only incurs  $O(\log T)$  regret after interacting with  $T$  units, compared to the oracle policy that knows the true reward and transition models exactly. Our result is rate optimal and comparable to Goldenshluger and Zeevi (2013) who consider the linear-response bandit problem where we may treat each unit only once.

## 1.1 Related Literature

**Dynamic Treatment Regimes.** DTRs generalize individualized treatment regimes (ITRs; Athey and Wager 2017, Kallus 2017, 2018, Qian and Murphy 2011), which personalize single treatment interventions based on unit features. In DTR models, additional interventions are made and can be tailored to the patient’s time-varying features, which may be impacted by previous interventions. A number of methods have been proposed to estimate the optimal DTR from batched data in both randomized trials and observational studies, including potential outcome imputation (Lavori and Dawson 2000, Murphy et al. 2001), likelihood-based methods (Thall et al. 2000, 2007), *A*-learning (Murphy 2003), and weight-based methods (Zhang et al. 2013, Zhao et al. 2015). Our work leverages ideas from *Q*-learning, which has been used for learning DTRs offline from both randomized trial data (Chakraborty et al. 2010, Shortreed et al. 2011, Zhao et al. 2009) and observational data (Moodie et al. 2012, 2014). For a more complete review of DTRs and the relevant literature, see Chakraborty and Moodie (2013).

**Efficient Reinforcement Learning.** Online algorithms and regret analysis appear rarely in the DTR literature. A closely related topic is studied in regret-efficient exploration in episodic reinforcement learning (RL) problems. The tabular RL case, where both state and action spaces are finite, is well-studied in literature (Azar et al. 2017, Jaksch et al. 2010, Jin et al. 2018). However, the state space (which corresponds to units’ features in DTR problems) is usually enormous or even infinite/continuous in real-world applications, which makes the tabular algorithms (whose regret grows polynomially in the number of states) infeasible in practice. Thus, effectively modeling the reward/transition structure is necessary. Recently, Jin et al. (2019) proposed a new efficient RL algorithm with linear function approximation, but their setting is fundamentally different from ours. The most important difference is that under our reward and transition model, the *Q*-functions are no longer linear functions in the contexts, so their algorithm is not applicable in our setting. Moreover, we introduce the margin condition to the DTR problem, which allows for much lower regret when feature distributions are not arbitrarily highly concentrated near the decision boundary.

**Contextual Bandits.** The multi-armed bandit problem, originally formalized in Robbins (1952) and analyzed in Lai and Robbins (1985), considers the sequential decision-making problem with adaptive data collection. The contextual bandit problem extends the multi-armed bandit problem by introducing observations of side information at each time point (*e.g.*, Auer 2002, Dani et al. 2008). This problem has become increasingly relevant in recent years, as individual-level data has become more prevalent. While some literature makes no assumption about the context generating process and allows for adversarially chosen contexts (*e.g.*, Beygelzimer et al. 2011), this can be overly pessimistic in real-world scenarios and inevitably leads to high regret. For example, in clinical trials for a non-infectious disease, what treatment we give to one patient does not directly influence the individual attributes of another patient. Therefore, another line of literature considers the stochastic contextual bandit problem, which assumes that contexts and rewards are drawn i.i.d. (independently and identically distributed) from a stationary but unknown distribution (*e.g.*, Agarwal et al. 2014, Dudik et al. 2011, Wang et al. 2005). We will focus on this latter stochastic setting in this paper. For a complete bibliography of bandit problems, see Bubeck and Cesa-Bianchi (2012).

The margin condition, which has been introduced to characterize the hardness of classification problems (Mammen and Tsybakov 1999, Tsybakov 2004), has been used in stochastic contextual bandit problems in Goldenshluger and Zeevi (2009, 2013), Hu et al. (2019), Perchet and Rigollet (2013), Rigollet and Zeevi (2010), among others. The margin condition parameter (usually denoted as  $\alpha \geq 0$ ) quantifies the concentration of contexts near the decision boundary between arms and crucially determines the learning difficulty of bandit problems. Among these, Hu et al. (2019), Perchet and Rigollet (2013), Rigollet and Zeevi (2010) assume non-parametric relationships between rewards and covariates for each arm, and propose rate-optimal algorithms in different smoothness regimes. Nonparametric algorithms may perform poorly in moderate to high dimensions due to the curse of dimension, so much of the literature focuses on the case where the rewards are parametric – particularly, linear – functions of the observed contexts. Under the linear model, Goldenshluger and Zeevi (2013) propose a novel algorithm that maintains two sets of parameter estimates for each arm and achieves optimal  $O(\log T)$  regret under a sharp margin condition ( $\alpha = 1$ ).

Bastani and Bayati (2019) consider sparse linear models to accommodate high-dimensional features and use the LASSO estimator in their algorithm. While Bastani and Bayati (2019), Goldenshluger and Zeevi (2013) assume a sharp margin ( $\alpha = 1$ ), Bastani et al. (2017), Goldenshluger and Zeevi (2009) shows that their analysis techniques can be easily extended to problems under general margin conditions.

## 1.2 Notation

We use  $\|\cdot\|$  to represent the Euclidean norm of vectors and the spectral norm of matrices,  $\|\cdot\|_1$  to represent the  $L_1$  norm of vectors, and  $\|\cdot\|_\infty$  to represent the infinity norm of vectors. For any integer  $n$ , let  $[n]$  denote the set  $\{1, \dots, n\}$ . For two scalars  $a, b \in \mathbb{R}$ , let  $a \wedge b = \min\{a, b\}$  and  $a \vee b = \max\{a, b\}$ . For an event  $A$ , the indicator variable  $\mathbb{I}(A)$  is equal to 1 if  $A$  is true and 0 otherwise. For a set  $S$ , its cardinality is denoted as  $|S|$ . For a matrix  $\mathcal{A}$ , its minimum and maximum eigenvalues are denoted as  $\lambda_{\min}(\mathcal{A})$ ,  $\lambda_{\max}(\mathcal{A})$ , respectively. For two functions  $f_1(T) > 0$  and  $f_2(T) > 0$ , we use the standard notation for asymptotic order:  $f_1(T) = O(f_2(T))$  represents  $\limsup_{T \rightarrow \infty} \frac{f_1(T)}{f_2(T)} < \infty$ ,  $f_1(T) = \Omega(f_2(T))$  represents  $\liminf_{T \rightarrow \infty} \frac{f_1(T)}{f_2(T)} > 0$ , and  $f_1(T) = \Theta(f_2(T))$  represents simultaneously  $f_1(T) = O(f_2(T))$  and  $f_1(T) = \Omega(f_2(T))$ .

## 1.3 Organization

The rest of the paper is organized as follows. In Section 2, we formally introduce the DTR bandit problem and assumptions. We describes our proposed algorithm in Section 3. In Section 4, we analyze our algorithm theoretically: we derive an upper bound on the regret of our algorithm, and we show a matching lower bound on the regret of any algorithm. In Section 5 we evaluate the empirical performance of our algorithm on both synthetic data and a real-world sequenced randomized trial on treatment regimes for patients with major depressive disorder. We conclude our paper and discuss future directions in Section 6. While proof techniques are outlined in the main text, more complete proof details are relegated to the appendix.

## 2 The DTR Bandit Problem

We now formally formulate the DTR bandit problem. For simplicity, we focus on the two-armed two-period DTR bandit problem. We discuss the extension to the general  $K$ -armed  $M$ -period bandit problem in Section 6.

### 2.1 Problem Setup

The DTR bandit problem proceeds as follows in rounds indexed by  $t$ . For  $t = 1, 2, \dots$ , nature draws an initial context variable  $X_{t,1}$  i.i.d. from a fixed but unknown distribution  $\mathcal{P}_X$  supported on  $\mathcal{X}_1 \subseteq \mathbb{R}^d$ . In the first period of each round, the decision maker observes the initial context  $X_{t,1}$  and pulls an arm  $A_{t,1} \in \{1, 2\}$  according to the observed context and history so far. She then obtains the first-period reward  $Y_{t,1} = Y_{t,1}(A_{t,1})$  and the second-period context  $X_{t,2} = X_{t,2}(A_{t,1})$  generated from the following linear relationships: for  $a = 1, 2$ ,

$$\begin{aligned} Y_{t,1}(a) &= \beta_{a,1}^T X_{t,1} + \eta_{t,1}^{(a)}, \\ X_{t,2}(a) &= B_a^T X_{t,1} + \epsilon_t^{(a)}, \end{aligned}$$

where  $\beta_{a,1} \in \mathbb{R}^d$  and  $B_a \in \mathbb{R}^{d \times d}$  are unknown arm-specific parameters, and  $\eta_{t,1}^{(a)} \in \mathbb{R}$  and  $\epsilon_t^{(a)} \in \mathbb{R}^d$  are 0-mean random variables generated independently from all else. We denote the (unknown, stationary) distribution of  $\epsilon_t^{(a)}$  as  $\mathcal{P}_{\epsilon^{(a)}}$ . We let  $\mathcal{X}_2$  denote the support of  $X_{t,2}$ . In the second period, the decision maker pulls an arm  $A_{t,2} \in \{1, 2\}$  according to the updated information set so far, and receives the second period reward  $Y_{t,2} = Y_{t,2}(A_{t,2})$  generated according to the following linear relationship: for  $a = 1, 2$ ,

$$Y_{t,2}(a) = \beta_{a,2}^T X_{t,2} + \eta_{t,2}^{(a)},$$

where  $\beta_{a,2} \in \mathbb{R}^d$  are unknown arm-specific parameters and  $\eta_{t,2}^{(a)}$  are 0-mean random variables generated independently from all else. The total reward the decision maker gets from time  $t$  is the (undiscounted) sum of rewards in both periods:

$$Y_t = Y_{t,1} + Y_{t,2}.$$

Specifically, the decision maker aims to maximize cumulative rewards at any horizon  $T$ , namely  $\sum_{t=1}^T Y_t$ , using an admissible policy (interchangeably called algorithm or allocation

rule). An admissible policy,  $\mathcal{A} = \{\mathcal{A}_{t,1}, \mathcal{A}_{t,2}\}$ , is a sequence of *random* functions  $\mathcal{A}_{t,1} : \mathcal{X}_1 \rightarrow \{1, 2\}$  and  $\mathcal{A}_{t,2} : \mathcal{X}_2 \rightarrow \{1, 2\}$  such that, for each  $t$ ,  $\mathcal{A}_{t,1}$  is conditionally independent of  $\{X_{t',m}, A_{t',m}, Y_{t',m}(1), Y_{t',m}(2)\}_{t' \in [T], m \in \{1,2\}}$  given  $\{X_{t',m}, A_{t',m}, Y_{t',m}\}_{t' \in [t-1], m \in \{1,2\}}$ , and  $\mathcal{A}_{t,2}$  is independent of  $\{X_{t',m}, A_{t',m}, Y_{t',m}(1), Y_{t',m}(2)\}_{t' \in [T], m \in \{1,2\}}$  given  $\{X_{t',m}, A_{t',m}, Y_{t',m}\}_{t' \in [t-1], m \in \{1,2\}} \cup \{X_{t,1}, A_{t,1}, Y_{t,1}\}$ , where we let  $A_{t',m} = \mathcal{A}_{t',m}(X_{t',m})$ ,  $Y_{t',m} = Y_{t',m}(A_{t',m})$ .

## 2.2 $Q$ -Functions and Regret

We can use  $Q$ -functions (*cf.* Sutton and Barto 2018) to conveniently represent the expected total rewards in future periods of each context-action pair if one were to follow the optimal policy. Specifically, for  $x_1 \in \mathcal{X}_1$ ,  $x_2 \in \mathcal{X}_2$  and  $a \in \{1, 2\}$ , we let

$$Q_1(x_1, a) = \mathbb{E}[Y_{t,1} + Y_{t,2} | X_{t,1} = x_1, A_{t,1} = a] = \beta_{a,1}^T x_1 + \mathbb{E}_{\epsilon^{(a)}} \left[ \max_{a_2 \in \{1,2\}} \left\{ \beta_{a_2,2}^T (B_a^T x_1 + \epsilon^{(a)}) \right\} \right], \quad (1)$$

$$Q_2(x_2, a) = \mathbb{E}[Y_{t,2} | X_{t,2} = x_2, A_{t,2} = a] = \beta_{a,2}^T x_2, \quad (2)$$

where  $\mathbb{E}_{\epsilon^{(a)}}$  is shorthand for  $\mathbb{E}_{\epsilon \sim \mathcal{P}_{\epsilon^{(a)}}}$ . Note that the  $Q$ -functions are fully determined by the parameters  $\beta_{a,1}$ ,  $B_a$  and  $\beta_{a_2,2}$ , and that  $Q_1(x_1, a)$  is generally nonlinear in  $x_1$  for each  $a$ .

Had the decision maker known the true parameters  $\beta_{a,1}$ ,  $B_a$  and  $\beta_{a_2,2}$  (but not the realizations of  $\eta_{t,1}, \epsilon_t, \eta_{t,2}$  before they are observed), the optimal decision she would make at time  $t$  would be to follow the oracle policy  $\pi^*$  that always pulls the arm with higher  $Q$  function in each period, *i.e.*,

$$a_{t,1}^* \triangleq \pi_{t,1}^*(X_{t,1}) = \arg \max_{a \in \{1,2\}} Q_1(X_{t,1}, a),$$

$$a_{t,2}^* \triangleq \pi_{t,2}^*(X_{t,2}^*) = \arg \max_{a \in \{1,2\}} Q_2(X_{t,2}^*, a),$$

where  $X_{t,2}^* = B_{a_{t,1}^*}^T X_{t,1} + \epsilon_t^{(a_{t,1}^*)}$ . (Notice  $a_{t,1}^*, a_{t,2}^*$  are random variables.) The average reward she would then get at each round (and, in particular, in round  $t$ ) would be

$$\mathbb{E}[\beta_{a_{t,1}^*}^T X_{t,1} + \beta_{a_{t,2}^*}^T X_{t,2}^*].$$

However, since she does not know these parameters, this optimal reward is infeasible in practice. In contrast, the expected reward she would get in round  $t$  by following algorithm



$\mathcal{A}$  is

$$\mathbb{E}[\beta_{A_{t,1},1}^T X_{t,1} + \beta_{A_{t,2},2}^T X_{t,2}],$$

where  $A_{t,1} = \mathcal{A}_{t,1}(X_{t,1})$ ,  $X_{t,2} = B_{A_{t,1}}^T X_{t,1} + \epsilon_t^{(A_{t,1})}$ , and  $A_{t,2} = \mathcal{A}_{t,2}(X_{t,2})$ , as defined above. Note that  $X_{t,2}$  may differ from  $X_{t,2}^*$ , since the decision maker may pull the sub-optimal arm in the first period.

Define the per-step regret  $r_t$  as the difference between these two average rewards:

$$r_t \triangleq \mathbb{E}[\beta_{a_{t,1},1}^T X_{t,1} + \beta_{a_{t,2},2}^T X_{t,2}^*] - \mathbb{E}[\beta_{A_{t,1},1}^T X_{t,1} + \beta_{A_{t,2},2}^T X_{t,2}].$$

We measure the performance of an algorithm  $\mathcal{A}$  by its *expected cumulative regret* compared to the oracle policy  $\pi^*$  up to time  $T$ , which quantifies how much the algorithm  $\mathcal{A}$  is inferior to the oracle policy:

$$R_T(\mathcal{A}) = \sum_{t=1}^T r_t.$$

The growth of this function in  $T$  quantifies the quality of  $\mathcal{A}$ .

The following proposition shows that  $r_t$  can actually be equivalently written as the sum of the expected differences in each of the  $Q$ -functions.

**Proposition 1.** *For any  $t \in [T]$ ,*

$$r_t = \mathbb{E}[Q_1(X_{t,1}, a_{t,1}^*) - Q_1(X_{t,1}, A_{t,1}) + Q_2(X_{t,2}, \hat{a}_{t,2}^*) - Q_2(X_{t,2}, A_{t,2})],$$

where  $\hat{a}_{t,2}^* = \arg \max_{a \in \{1,2\}} Q_2(X_{t,2}, a)$  (which is different from  $a_{t,2}^*$ ).

Intuitively, Proposition 1 shows that the per-step expected regret comes from two sources: the regret we expect to get due to sub-optimal decision in the first period (even if we follow the optimal policy afterwards), and the regret we expect to get due to sub-optimal decision in the second period.

### 2.3 Assumptions

We now introduce several assumptions that rigorously define our problem instances. These assumptions are adapted from existing bandit literature, and below we discuss their significance or necessity.

Before detailing our assumptions, we introduce the notion of sub-Gaussianity, which will be used repeatedly throughout the paper.

**Definition 1** (Sub-Gaussian random variables). *A scalar random variable  $Z \in \mathbb{R}$  is  $\sigma$ -sub-Gaussian if  $\mathbb{E}[e^{sZ}] \leq e^{\sigma^2 s^2/2}$  for  $\forall s \in \mathbb{R}$ .*

Note that this definition implies  $\mathbb{E}Z = 0$  and  $\text{Var}[Z] \leq \sigma^2$ . Any bounded 0-mean random variable  $Z$  with  $|Z| \leq z_{\max}$  is  $z_{\max}$ -sub-Gaussian. Another classic example of a  $\sigma$ -sub-Gaussian random variable is the centered Gaussian distribution with variance  $\sigma^2$ .

**Bounded Noise and Parameters.** Our first assumption states that the covariates and parameters are well bounded, which is a standard assumption in bandit literature.

**Assumption 1.** *There exists positive constants  $x_{\max}^{(1)}, b_{\max}, B_{\max}, \epsilon_{\max}, \sigma$  such that  $\mathcal{P}_X$  is supported on  $\mathcal{X}_1 \subseteq \{\|x_1\| \leq x_{\max}^{(1)}\}$ ,  $\|\beta_{a,m}\| \leq b_{\max}$  for all  $a, m \in \{1, 2\}$ ,  $\|B_a\| \leq B_{\max}$  for all  $a \in \{1, 2\}$ ,  $\mathcal{P}_{\epsilon}^{(a)}$  is supported on  $\{\|\epsilon^{(a)}\| \leq \epsilon_{\max}\}$  for all  $a \in \{1, 2\}$ , and  $\eta_m^{(a)}$  is  $\sigma$ -sub-Gaussian for all  $a, m \in \{1, 2\}$ .*

Note that Assumption 1 immediately implies that  $\|X_{t,2}\| \leq B_{\max}x_{\max}^{(1)} + \epsilon_{\max}$  for all  $t \in [T]$ , i.e., we have covariate boundedness in both periods. To simplify notation, we define  $x_{\max} \triangleq \max\{x_{\max}^{(1)}, B_{\max}x_{\max}^{(1)} + \epsilon_{\max}\}$  to be the upper bound on the magnitude of covariates in either period. Moreover, recall that being bounded  $\|\cdot\|$  implies being bounded in  $\|\cdot\|_{\infty}$ ; we nonetheless explicitly denote  $x_{\infty} \triangleq \sup_{t \in [T], m \in \{1, 2\}} \|X_{t,m}\|_{\infty} \leq x_{\max}$ . This is solely for the purpose of getting the tightest possible constant in some inequalities.

Bounded covariates and parameters are necessary to guarantee that the per-step regret is finite in worst-case over instances, which ensures that exploration will not be too costly when learning the problem. This assumption is usually satisfied in practice, since most attributes we care about are bounded in nature.

**Margin Condition.** Our second assumption is an adapted version of the margin condition commonly used in stochastic contextual bandits (Goldenshluger and Zeevi 2013, Rigollet and Zeevi 2010) and classification (Audibert and Tsybakov 2007, Mammen and Tsybakov 1999). Our assumption determines how the estimation error of  $Q$ -functions translates into regret of decision-making.

**Assumption 2.** *There exist positive constants  $\gamma_1, \gamma_2, \alpha_1, \alpha_2$  such that for any  $\kappa > 0$ ,*

$$\mathbb{P}_{X \sim \mathcal{P}_X}(0 < |Q_1(X, 1) - Q_1(X, 2)| \leq \kappa) \leq \gamma_1 \kappa^{\alpha_1}, \quad (3)$$

$$\mathbb{P}_{X \sim \mathcal{P}_X, \epsilon \sim \mathcal{P}_{\epsilon(a)}}(0 < |Q_2(B_a^T X + \epsilon, 1) - Q_2(B_a^T X + \epsilon, 2)| \leq \kappa) \leq \gamma_2 \kappa^{\alpha_2} \quad \forall a \in \{1, 2\}. \quad (4)$$

To simplify notation we let  $\alpha = \max\{\alpha_1, \alpha_2\}$ .

Differently from existing literature, we impose the margin condition on the difference between  $Q$ -functions, rather than the difference between mean reward function. Moreover, since the second-period covariate distribution is directly affected by the implemented algorithm, we explicitly require the margin condition to hold in the second period for each initial-period arm.

Intuitively, the margin condition quantifies the concentration of contexts very near the decision boundary, which measures the difficulty of determining the optimal arm. When either  $\alpha_1$  or  $\alpha_2$  is very small, the  $Q$ -functions in the corresponding period can be arbitrarily close to each other with high probability, so even very small estimation error may lead to suboptimal decisions. In contrast, when both  $\alpha_1$  and  $\alpha_2$  are very large, either the  $Q$ -functions are the same so that pulling which arm does not matter, or they are separated apart from each other with sufficient probability so that the optimal arm is easy to identify.

**Diversity Outside Margin.** Our last assumption focuses on the decision regions where arm  $a$  is optimal by a margin in the  $m$ -th period. It is closely related to Assumption (A3) in Goldenshluger and Zeevi (2013) and Assumption 3 and EC.1 in Bastani and Bayati (2019).

**Assumption 3.** *There exist positive constants  $h_1, p_1, \phi_1, h_2, p_2, \phi_2$  such that the sets of contexts where each arm is optimal in each period,*

$$U_{a,m} \triangleq \{x \in \mathcal{X}_m : Q_m(x, a) > Q_m(x, 3-a) + h_m\}, \quad a, m \in \{1, 2\},$$

satisfy for all  $a \in \{1, 2\}$ :

1.  $\mathbb{P}_{X \sim \mathcal{P}_X}(X \in U_{a,1}) \geq p_1$ .
2.  $\lambda_{\min}(\mathbb{E}_{X \sim \mathcal{P}_X}[XX^T | X \in U_{a,1}]) \geq \phi_1$ .
3.  $\mathbb{P}_{X \sim \mathcal{P}_X, \epsilon \sim \mathcal{P}_{\epsilon(a)}}(B_a^T X + \epsilon \in U_{a,2} | X \in U_{a,1}) \geq p_2$

$$4. \lambda_{\min}(\mathbb{E}_{X \sim \mathcal{P}_X, \epsilon \sim \mathcal{P}_{\epsilon(a)}}[(B_a^T X + \epsilon)(B_a^T X + \epsilon)^T | B_a^T X + \epsilon \in U_{a,2}, X \in U_{a,1}]) \geq \phi_2.$$

Statement 1 says that we need sufficient probability mass on both arms in their corresponding optimal regions in the first period. Statement 3 further claims that among these points which fall into the optimal regions in the first period, a constant fraction of them will fall into the optimal region of the same arm in the second period. This is reasonable in real-world applications. Consider a healthcare scenario: if a medication appears to be the most effective initially, then for at least some of these patients it will continue to appear the most effective in subsequent periods after additional testing. Statements 2 and 4 guarantee that the design matrices of the points in the optimal regions for both periods are positive-definite, which is a technical requirement for the uniqueness and convergence of (matrix) OLS (ordinary least squares) estimators.

Intuitively, as long as we have moderately accurate estimation of the parameters, we are very likely to pull the optimal arm in the optimal  $U_{a,m}$  regions. Under Assumption 3, it is possible to collect sufficient samples (of order  $\Theta(t)$  at time  $t$ ) on both arms without necessarily forcing exploration too often, and in turn we can quickly improve estimation accuracy without collecting too much regret.

### 3 Algorithm

In this section we present our algorithm for the DTR bandit problem. Our algorithm adapts an idea originated in Goldenshluger and Zeevi (2013) to the sequential setting: specifically, we maintain *two* sets of  $Q$ -function estimators at each time point, one based solely on *forced (randomized) samples* at specially prescribed time steps and the other based on *all samples* up to the current round, which includes rounds in which we pull the arms that appear to be optimal. Which of the two estimates we use when determining which arm appears better depends on how close we appear to be to the decision boundary. We discuss the intuition and importance of this below.

Since our algorithm contains estimation of the transition matrix in linear transformations, we briefly review matrix OLS estimators before proceeding to algorithm details.

### 3.1 Matrix OLS Estimators

Let us first consider a general case. Assume we have samples  $S = \{(X_i, Y_i)\}_{i=1}^n$  generated from some linear model  $Y_i = B^T X_i + \epsilon_i$ , where  $X_i \in \mathbb{R}^d$  are covariates,  $Y_i \in \mathbb{R}^k$  are multivariate outcomes,  $\epsilon_i \in \mathbb{R}^k$  are 0-mean random noises that are independent of each other and of  $\{X_j\}_{j=1}^{i-1}$ , and  $B \in \mathbb{R}^{d \times k}$  is the coefficient matrix. Note that we need not require the observed covariate samples  $\{X_i\}_{i=1}^n$  to be independent.

We can collect these observations into a response matrix  $\mathbf{Y} \in \mathbb{R}^{n \times k}$  whose rows are  $Y_i^T$ , a design matrix  $\mathbf{X} \in \mathbb{R}^{n \times d}$  whose rows are  $X_i^T$ , and a noise matrix  $\boldsymbol{\epsilon} \in \mathbb{R}^{n \times k}$  whose rows are  $\epsilon_i^T$ . We can then write the relationship between these as  $\mathbf{Y} = \mathbf{X}B + \boldsymbol{\epsilon}$ . Next, define

$$\hat{\Sigma}(\mathbf{X}) = \mathbf{X}^T \mathbf{X} = \sum_{i=1}^n X_i X_i^T. \quad (5)$$

When  $\hat{\Sigma}(\mathbf{X})$  is positive definite, the OLS estimator for  $B$  (based on the sample  $S$ ) is defined as

$$\hat{B}(S) \triangleq (\mathbf{X}^T \mathbf{X})^{-1} \mathbf{X}^T \mathbf{Y} = \hat{\Sigma}^{-1}(\mathbf{X}) \left( \sum_{i=1}^n X_i Y_i^T \right). \quad (6)$$

Note that this expression is equivalent to running  $k$  separate  $d$ -dimensional univariate-outcome OLS regressions and stacking the results. In particular  $\hat{B}(S)$  minimizes  $\sum_{i=1}^n \|Y_i - \hat{B}^T X_i\|^2$  over all matrices  $\hat{B}$ .

### 3.2 Forced Pulls and Forced-Pull Estimators

Now let us return to the bandit problem. Our algorithm will occasionally force pull certain arms without regard to contextual observations. Fix  $q \in \mathbb{Z}^+$  as our forced sampling schedule parameter. Following Bastani and Bayati (2019), we prescribe the following time steps to perform force pulls: for  $a = 1, 2$ ,

$$\mathcal{T}_a \triangleq \{(2^{n+1} - 2)q + j \mid n \in \{0, 1, 2, \dots\} \text{ and } j \in \{q(a-1) + 1, q(a-1) + 2, \dots, qa\}\}. \quad (7)$$

Then, at time step  $t$ , if  $t \in \mathcal{T}_a$ , we pull arm  $a$  in both periods regardless of what context information we see. Moreover, we denote by  $\mathcal{T}_a(t) \triangleq \mathcal{T}_a \cap [t]$  the time indices where we force pull arm  $a$ , up to time  $t$ . As we will show in Lemma 2,  $|\mathcal{T}_a(t)|$  is of order  $\Theta(q \log t)$ .

Based solely on forced samples, we get the following forced-sample OLS estimators: for  $a, m = 1, 2$ ,

$$\begin{aligned}\tilde{\Sigma}_{a,m}(t) &\triangleq \sum_{j \in \mathcal{T}_a(t)} X_{j,m} X_{j,m}^T, \\ \tilde{\beta}_{a,m}(t) &\triangleq \tilde{\Sigma}_{a,m}^{-1}(t) \left( \sum_{j \in \mathcal{T}_a(t)} X_{j,m} Y_{j,m} \right), \\ \tilde{B}_a(t) &\triangleq \tilde{\Sigma}_{a,1}^{-1}(t) \left( \sum_{j \in \mathcal{T}_a(t)} X_{j,1} X_{j,2}^T \right).\end{aligned}$$

Based on these, we can compute the following forced-pull  $Q$  estimators: for  $a = 1, 2$ ,

$$\begin{aligned}\tilde{Q}_{t,1}(x, a) &\triangleq \tilde{\beta}_{a,1}^T(t)x + \frac{1}{|\mathcal{T}_a(t)|} \sum_{j \in \mathcal{T}_a(t)} \max_{a_2 \in \{1,2\}} \left( \tilde{\beta}_{a_2,2}^T(t) (\tilde{B}_a^T(t)x + X_{j,2} - \tilde{B}_a^T(t)X_{j,1}) \right), \quad (8) \\ \tilde{Q}_{t,2}(x, a) &\triangleq \tilde{\beta}_{a,2}^T(t)x.\end{aligned}$$

Since we do not know  $\mathcal{P}_{\epsilon^{(a)}}$ , to construct  $\tilde{Q}_{t,1}(x, a)$  we replace the expectation over  $\epsilon \sim \mathcal{P}_{\epsilon^{(a)}}$  in the definition of  $Q_1$  (Eq. (1)) with an empirical average over  $\{\tilde{\epsilon}_j^{(a)} = X_{j,2} - \tilde{B}_a^T(t)X_{j,1} : j \in \mathcal{T}_a(t)\}$ .

### 3.3 All-Samples Estimators

Next we discuss the  $Q$ -estimators constructed from *all* past samples. For  $a, m = 1, 2$ , define  $\mathcal{S}_{a,m}(t) \triangleq \{j \in [t] : A_{j,m} = a\}$  to be all rounds in which we pull arm  $a$  in the  $m$ -th period, up to time  $t$ . In contrast to the forced-pull estimators, the all-samples OLS estimators are based on all samples collected: for  $a, m = 1, 2$ ,

$$\begin{aligned}\hat{\Sigma}_{a,m}(t) &\triangleq \sum_{j=1}^t X_{j,m} X_{j,m}^T \mathbb{I}\{j \in \mathcal{S}_{a,m}(t)\}, \\ \hat{\beta}_{a,m}(t) &\triangleq \hat{\Sigma}_{a,m}^{-1}(t) \left( \sum_{j=1}^t X_{j,m} Y_{j,m} \mathbb{I}\{j \in \mathcal{S}_{a,m}(t)\} \right), \\ \hat{B}_a(t) &\triangleq \hat{\Sigma}_{a,1}^{-1}(t) \left( \sum_{j=1}^t X_{j,1} X_{j,2}^T \mathbb{I}\{j \in \mathcal{S}_{a,1}(t)\} \right).\end{aligned}$$

To get the all-samples  $Q$ -estimators, we again replace  $\beta$ 's and  $B$ 's in the definition of the  $Q$ -functions with our all-sample OLS estimates thereof. For the expectation over  $\epsilon^{(a)}$ ,

however, we take an empirical average of the estimated residuals in a *subset* of  $\mathcal{S}_{a,1}(t)$ . Define

$$\tilde{\mathcal{S}}_{a,1}(t) \triangleq \{j \in \mathcal{S}_{a,1}(t) : j \notin \mathcal{T}_1 \cup \mathcal{T}_2, \tilde{Q}_{j-1,1}(X_{j,1}, a) - \tilde{Q}_{j-1,1}(X_{j,1}, 3-a) > \frac{h_1}{2}\}. \quad (9)$$

For  $a = 1, 2$ , if  $\tilde{\mathcal{S}}_{a,1}(t) \neq \emptyset$ , we let

$$\hat{Q}_{t,1}(x, a) \triangleq \hat{\beta}_{a,1}^T(t)x + \frac{1}{|\tilde{\mathcal{S}}_{a,1}(t)|} \sum_{j \in \tilde{\mathcal{S}}_{a,1}(t)} \max_{a_2 \in \{1,2\}} \left( \hat{\beta}_{a_2,2}^T(t)(\hat{B}_a^T(t)x + X_{j,2} - \hat{B}_a^T(t)X_{j,1}) \right), \quad (10)$$

$$\hat{Q}_{t,2}(x, a) \triangleq \hat{\beta}_{a,2}^T(t)x.$$

Otherwise, we set  $\hat{Q}_{t,1}(x, a) = \infty$ . We will briefly discuss the reason of using  $\tilde{\mathcal{S}}_{a,1}(t)$  rather than  $\mathcal{S}_{a,1}(t)$  in the sample average above in Section 3.4, after describing our algorithm.

### 3.4 Running the Algorithm

After defining our two simultaneous  $Q$ -estimators, we can now describe how the algorithm proceeds. The algorithm has three parameters: the scheduling parameter  $q$  and the covariate diversity parameters  $h_1, h_2$ . (We discuss their choice in our empirical analyses in Section 5.) First, as mentioned above, at each time  $t$ , if  $t$  falls into the forced sampling steps  $\mathcal{T}_a$ , we pull arm  $a$  in both periods regardless of  $X_{t,1}, X_{t,2}$ .

Otherwise, if  $t \notin \mathcal{T}_1 \cup \mathcal{T}_2$ , we use our  $Q$ -estimators to choose the action in each period, using the forced-pull estimators if they provide a clear enough distinction between arms and otherwise using the all-samples estimators. Specifically, in the  $m$ -th period, we first compare the  $\tilde{Q}_{t-1,m}$  estimators of both arms, and if they differ by at least  $h_m/2$  at the observed context in the period,  $X_{t,m}$ , then we pull the arm with higher  $\tilde{Q}_{t-1,m}$  value. Otherwise, if the  $\tilde{Q}_{t-1,m}$  values are too close, we pull the arm with higher  $\hat{Q}_{t-1,m}$  value at  $X_{t,m}$ . At the end of time  $t$ , we update all estimators and enter the next round. We summarize our algorithm in Algorithm 1.

### 3.5 Explaining the Algorithm

We next give some intuition for our choices and for why to expect that Algorithm 1 should have low regret. Forced pulls offer clean, i.i.d. samples on both arms, and the OLS estimators

---

**Algorithm 1** DTRBANDIT

---

```
0: Input parameters:  $h_1, h_2, q$ .
1: for  $t = 1, 2, \dots$  do
2:   if  $t \in \mathcal{T}_a$  then
3:     pull  $A_{t,1} = A_{t,2} = a$ 
4:     observe rewards and compute  $\hat{\beta}_{a,m}(t), \tilde{\beta}_{a,m}(t), \hat{B}_a(t), \tilde{B}_a(t)$  for  $a, m = 1, 2$ 
5:   else
6:     for  $m = 1, 2$  do
7:       if  $|\tilde{Q}_{t-1,m}(X_{t,m}, 1) - \tilde{Q}_{t-1,m}(X_{t,m}, 2)| > \frac{h_m}{2}$  then
8:         pull  $A_{t,m} = \arg \max_{a=1,2} \tilde{Q}_{t-1,m}(X_{t,m}, a)$ 
9:       else
10:        pull  $A_{t,m} = \arg \max_{a=1,2} \hat{Q}_{t-1,m}(X_{t,m}, a)$ 
11:      end if
12:      observe rewards and compute  $\hat{\beta}_{a,m}(t), \hat{B}_a(t)$  for  $a = 1, 2$ 
13:    end for
14:  end if
15: end for
```

---

based on them are unbiased and known to concentrate around the true parameter values. As we collect more samples, not only do the OLS estimators concentrate better, but also  $\tilde{\epsilon}_j^{(a)}$  gets closer to  $\epsilon_j^{(a)}$  and, moreover, the sample average of the former for any reasonable function concentrates around the true expectation of the latter.

All these factors result in the concentration of the forced-pull  $Q$ -estimators around true  $Q$ -functions, and as we show in Proposition 6, we only need  $\Theta(\log t)$  i.i.d. samples (as our forced-pull schedule ensures) to get a uniform  $h_m/4$ -approximation of  $Q_m$  with probability  $O(t^{-2})$ , for  $m = 1, 2$ . For each action, however, the  $Q$ -functions are not perfectly separated and they may be arbitrarily close, making it hard to choose the right action unless our estimates are well separated. When our approximation error on  $Q_m$  is at most  $h_m/4$ , our error on the difference  $Q_m(x, 1) - Q_m(x, 2)$  is at most  $h_m/2$ . Thus, whenever  $|\tilde{Q}_m(x, 1) - \tilde{Q}_m(x, 2)| > h_m/2$ , we are (almost) certain about which arm is optimal.

Moreover, as long as our  $h_m/4$ -approximation applies, whenever  $|Q_m(x, 1) - Q_m(x, 2)| >$



$h_m$ , i.e.,  $x \in U_{1,m} \cup U_{2,m}$ , we also expect to fall into such a scenario where the forced-samples estimators are  $h_m/2$ -separated. Under Assumption 3, this occurs with positive probability. Therefore, following our algorithm in these regions, we expect to collect  $\Theta(t)$  samples on each arm in each period, but only for contexts far from the margin. Assumption 3 nonetheless ensures sufficient diversity in that region. Since this offers *much* more data than the very limited  $\Theta(\log t)$  forced pulls, we get a much faster (of rate  $\sqrt{t}$ ) concentration for the all-sample estimator,  $\hat{Q}$ . This allows us to make very accurate decisions near the margin, where the forced-pull estimator is not accurate enough.

Next we explain why we use the restricted sample  $\tilde{\mathcal{S}}_{a,1}(t)$  instead of all  $a$ -pull samples,  $\mathcal{S}_{a,1}(t) \supseteq \tilde{\mathcal{S}}_{a,1}(t)$ , when estimating the expectation over  $\epsilon^{(a)}$  term in the all-samples estimator of  $Q_{t,1}$ . When we replace the expectation with an empirical average, we want our samples to look like i.i.d. draws from the target distribution. However, when we condition on  $\mathcal{S}_{a,1}(t)$ ,  $\{\epsilon_j^{(a)} : j \in \mathcal{S}_{a,1}(t)\}$  are not i.i.d.; in fact, they do not even form a martingale sequence. Thus we do not have concentration guarantees on their sample average. In contrast, in Lemma 1 we show that conditional on  $\tilde{\mathcal{S}}_{a,1}(t)$ ,  $\{\epsilon_j^{(a)} : j \in \tilde{\mathcal{S}}_{a,1}(t)\}$  are indeed i.i.d. samples. Moreover, Proposition 9 shows that  $\tilde{\mathcal{S}}_{a,1}(t) = \Theta(t)$  with high probability for sufficiently large  $t$ , so the sample average over this subset concentrates fast enough. We can further approximate the true  $\epsilon_j^{(a)}$  by the residuals from our OLS estimates of  $B_a$  without deteriorating this concentration.

In the next section, we show how all these elements come together and give a sketch of the regret upper bound.

## 4 Theoretical Guarantees

In this section, we provide a regret upper bound for Algorithm 1 as well as a matching (in order of  $T$ ) lower bound on the regret of any other algorithm, which shows that our algorithm is rate optimal.

## 4.1 Upper and Lower Bounds on Regret

We first state the regret bounds showing our algorithm is rate optimal, before describing the proof in more detail.

Our main theoretical result characterizes the upper bound on the expected regret of our algorithm.

**Theorem 1.** *Let  $\hat{\mathcal{A}}$  denote our algorithm described in Algorithm 1. Suppose Assumptions 1 to 3 hold. Then there exists a constant  $\tilde{C}$  such that, if  $q \geq \tilde{C}$ , then the expected regret of our algorithm is bounded as follows:*

$$R_T(\hat{\mathcal{A}}) = \begin{cases} O(d^{\frac{\alpha+1}{2}} (\log d)^{\frac{\alpha+2}{2}} T^{\frac{1-\alpha}{2}} + d \log d \log T + (d \log d)^2), & \alpha < 1 \\ O(d(\log d)^{\frac{3}{2}} \log T + (d \log d)^2), & \alpha = 1 \\ O(d \log d \log T + (d \log d)^2 + d^{\frac{\alpha+1}{2}} (\log d)^{\frac{\alpha+2}{2}}), & \alpha > 1. \end{cases} \quad (11)$$

More specifically, letting

$$\begin{aligned} \tilde{C}_1 &= \frac{16dx_{\max}^2 x_{\infty}^2 \sigma^2 \log(2d)}{p_1^2} \max \left\{ \frac{100}{\phi_1^2 h_1^2}, \frac{1}{p_2^2 \phi_2^2 h_2^2}, \frac{(40B_{\max}^2 + 10)^2}{p_2^2 \phi_2^2 h_1^2} \right\}, \\ \tilde{C}_2 &= \frac{\epsilon_{\max} x_{\max} \log(2d)}{p_1^2 \phi_1^2} \max \left\{ \frac{\epsilon_{\max} x_{\max} + B_{\max} p_1 \phi_1 / 6}{B_{\max}^2}, \frac{40x_{\max} b_{\max} (160\epsilon_{\max} x_{\max}^2 b_{\max} + p_1 \phi_1 h_1 / 3)}{h_1^2} \right\}, \\ \tilde{C}_3 &= \frac{x_{\max}^2 \log(2d)}{p_1} \max \left\{ \frac{1}{\phi_1}, \frac{1}{p_2 \phi_2} \right\}, \\ \tilde{C}_4 &= \left( \frac{408b_{\max} x_{\max}}{h_1} \right)^2, \\ \tilde{C} &= 64 \max\{\tilde{C}_1, \tilde{C}_2, \tilde{C}_3, \tilde{C}_4\}, \end{aligned}$$

we have that, if  $q \geq \tilde{C}$ , then our expected regret is bounded by:

$$\begin{aligned} R_T(\hat{\mathcal{A}}) &\leq 24qb_{\max} x_{\max} (3 \log T + 4q) + 6b_{\max} x_{\max} C_0 + 2^{\alpha_1+2} \gamma_1 C_1^{-\frac{\alpha_1+1}{2}} ((M+2)^{\alpha_1+2} + 2^{\alpha_1+7}) f(\alpha_1) \\ &\quad + 2^{\alpha_2+3} \gamma_2 C_2^{-\frac{\alpha_2+1}{2}} ((M+2)^{\alpha_2+2} + 2^{\alpha_2+4}) f(\alpha_2), \end{aligned}$$

where

$$\begin{aligned}
f(\alpha') &= \frac{2T^{\frac{1-\alpha'}{2}}}{1-\alpha'} \mathbb{I}\{\alpha' < 1\} + \log T \mathbb{I}\{\alpha' = 1\} + \frac{2}{\alpha' - 1} \mathbb{I}\{\alpha' > 1\}, \\
C_0 &= 640.5 + \frac{48}{p_1^2} \left(1 + \frac{1}{p_2^2}\right) + \frac{64dx_{\max}^2}{p_1} \left(\frac{1}{\phi_1} + \frac{1}{p_2\phi_2}\right) + \frac{64d(8x_{\max}^2\epsilon_{\max}^2 + x_{\max}\epsilon_{\max}B_{\max}p_1\phi_1/3)}{B_{\max}^2p_1^2\phi_1^2}, \\
C_1 &= \min \left\{ \frac{1}{8\tilde{C}_1}, \frac{p_1^2\phi_1^2}{160x_{\max}^2b_{\max}\epsilon_{\max}(320x_{\max}^2b_{\max}\epsilon_{\max} + p_1\phi_1h_1/3)}, \frac{p_1}{665856x_{\max}^2b_{\max}^2} \right\}, \\
C_2 &= \frac{p_1^2p_2^2\phi_2^2}{128dx_{\max}^2x_{\infty}^2\sigma^2}, \\
M &= \lfloor \sqrt{(\alpha + 4) \log((\alpha + 4)d)} \rfloor.
\end{aligned}$$

An immediate question is whether the regret rate obtained in Eq. (11) is even a good rate. It is in fact optimal in its dependence on  $T$ . To see this first note that any one-period linear-response contextual bandit instance can be embedded inside an instance of the DTR bandit problem by simply setting the first period reward to the contextual bandit instance reward and eliminating the second phase by, *e.g.*, setting  $B_a = 0$ ,  $\epsilon^{(a)} = 0$ ,  $\beta_{a,2} = 0$ ,  $\eta_2^{(a)} = 0$ .

Bastani et al. (2017), Goldenshluger and Zeevi (2013) show that, in the one-period linear-response contextual bandit problem, for *any* algorithm, there always exists an instance satisfying the first-period parts of our assumptions (namely, Assumption 1 for the first-period parameters, Eq. (3) of Assumption 2, and statements 1 to 2 of Assumption 3) such that the regret up to time  $T$  is

$$\begin{cases} \Omega(T^{\frac{1-\alpha}{2}}), & \alpha < 1 \\ \Omega(\log T), & \alpha = 1 \\ \Omega(1), & \alpha > 1, \end{cases}$$

where the asymptotic notation omits constants in  $T$ . By our above observation, such an instance can also be embedded into a DTR bandit instance and since the reward is the sum of rewards over periods, the same lower bound applies to algorithms for the DTR bandit problem. Thus, Algorithm 1 is rate-optimal in  $T$  when  $\alpha \leq 1$ , and only exceeds the lower bound by a factor of  $\log T$  when  $\alpha > 1$ .

We now compare the rate dependence on  $d$  to the dependence in algorithms for the one-period linear-response contextual bandit problem. When  $\alpha = 1$ , our rate has the form  $O(d(\log d)^{\frac{3}{2}} \log T + (d \log d)^2)$ , which is lower than the  $O(d^2(\log d)^{\frac{3}{2}} \log T + (d \log d)^2)$  re-

gret rate for the OLSBandit algorithm for the one-period problem provided by Bastani and Bayati (2019, Section EC.5), but they assume boundedness on  $\|X_{t,1}\|_\infty$  and  $\|\beta_{a,1}\|_1$ , while we assume boundedness on (the larger)  $\|X_{t,1}\|$  and (the smaller)  $\|\beta_{a,1}\|$ . To compare, we may let our  $x_{\max}$  depend on  $d$  as  $x_{\max} = \sqrt{d}\tilde{x}_{\max}$  since  $\|x\| \leq \sqrt{d}\|x\|_\infty$  (to account for a constant bound on the smaller  $\|X_{t,1}\|_\infty$ ); then our Theorem 1 gives a rate of  $O(d^{2.5} \log d \log T + d^{4.5} \log^2 d)$ . If we do the same for OLSBandit and increase the bound on  $\|\beta_{a,1}\|_1$  by  $\sqrt{d}$  (to account for a constant bound on the smaller  $\|\beta_{a,1}\|_2$ ), we obtain the same rate:  $O(d^{2.5} \log d \log T + d^{4.5} \log^2 d)$ . This shows that roughly the dependence is similar, although the comparison is imprecise as the assumptions are simply different. It is important to note that in our problem we need to estimate  $\Theta(d^2)$  parameters via matrix OLS (due to  $B_a$ ), while in the one-period linear-response problem we need only estimate  $\Theta(d)$  parameters. For  $\alpha \neq 1$  none of Bastani and Bayati (2019), Bastani et al. (2017), Goldenshluger and Zeevi (2013) provide an explicit dependence of the leading constants on  $d$ .

## 4.2 Regret Upper Bound Analysis

In this section, we provide a detailed outline for the analysis of the regret upper bound in Theorem 1. We state major propositions, explain their importance and how they come together, and provide intuition. Technical proof details are relegated to the appendix.

A casual reader uninterested in the details of why and how our algorithm works may skip this section.

### 4.2.1 Replacing True Parameters with Estimated Parameters.

Since we use estimated versions of  $Q$ -functions in our algorithm, an initial question is how good  $\tilde{Q}_{t,m}$  and  $\hat{Q}_{t,m}$  are as estimates of  $Q_m$ . For the second period,  $m = 2$ , this question is quite easy: one step of algebra gives that  $|\tilde{Q}_{t,2}(x, a) - Q_2(x, a)| = |(\tilde{\beta}_{a,2}(t) - \beta_{a,2})^T x| \leq x_{\max} \|\tilde{\beta}_{a,2}(t) - \beta_{a,2}\|$  and  $|\hat{Q}_{t,2}(x, a) - Q_2(x, a)| = |(\hat{\beta}_{a,2}(t) - \beta_{a,2})^T x| \leq x_{\max} \|\hat{\beta}_{a,2}(t) - \beta_{a,2}\|$ . So it suffices to show that OLS estimates of parameters converge.

Things get more complicated for  $Q_1$ , since we need to deal with an expectation over a max function, as well as an empirical average approximation for it. The following provides an upper bound on  $|Q_1(x, a) - \tilde{Q}_{t,1}(x, a)|$  and  $|Q_1(x, a) - \hat{Q}_{t,1}(x, a)|$ .

**Proposition 2.** For  $a \in \{1, 2\}$ ,  $x \in \mathcal{X}_1$ ,  $\mathcal{T} \subset [t]$ , define

$$\begin{aligned}\tilde{\Delta} &\triangleq x_{\max} \left( \|\beta_{a,1} - \tilde{\beta}_{a,1}(t)\| + 4b_{\max} \|\tilde{B}_a(t) - B_a\| + \sum_{a_2 \in \{1,2\}} (2\|\tilde{B}_a(t)\| + 1) \|\tilde{\beta}_{a_2,2}(t) - \beta_{a_2,2}\| \right), \\ \hat{\Delta} &\triangleq x_{\max} \left( \|\beta_{a,1} - \hat{\beta}_{a,1}(t)\| + 4b_{\max} \|\hat{B}_a(t) - B_a\| + \sum_{a_2 \in \{1,2\}} (2\|\hat{B}_a(t)\| + 1) \|\hat{\beta}_{a_2,2}(t) - \beta_{a_2,2}\| \right), \\ \Delta_{\mathcal{T}}(x) &\triangleq \left| \frac{1}{|\mathcal{T}|} \sum_{j \in \mathcal{T}} \max_{a_2 \in \{1,2\}} \left( \beta_{a_2,2}^T (B_a^T x + \epsilon_j^{(a)}) \right) - \mathbb{E}_{\epsilon^{(a)}} \left[ \max_{a_2 \in \{1,2\}} \left( \beta_{a_2,2}^T (B_a^T x + \epsilon^{(a)}) \right) \right] \right|. \end{aligned} \tag{12}$$

Then

1.  $\left| Q_1(x, a) - \tilde{Q}_{t,1}(x, a) \right| \leq \tilde{\Delta} + \Delta_{\mathcal{T}_a(t)}(x),$
2.  $\left| Q_1(x, a) - \hat{Q}_{t,1}(x, a) \right| \leq \hat{\Delta} + \Delta_{\hat{\mathcal{S}}_{a,1}(t)}(x).$

This shows that the errors in the first period,  $m = 1$ , can be decomposed into the error in the underlying parameters plus the error in the approximation of the expectation over  $\epsilon^{(a)}$ . We next consider how to bound such errors.

#### 4.2.2 Two Tail Inequalities.

If we want to get a *uniform* (over  $\mathcal{X}_1$  or  $\mathcal{X}_2$ ) concentration bound on the estimated  $Q$ -functions (for either  $m = 1, 2$ ), the above shows that we only need to control for two types of errors: the error of the OLS estimators  $\tilde{\beta}_{a,m}, \tilde{B}_a, \hat{\beta}_{a,m}, \hat{B}_a$  and the *uniform* error of the sample average term,  $\sup_{x \in \mathcal{X}_1} \Delta_{\mathcal{T}}(x)$ . In this section, we provide some general results regarding controlling these two terms, which will be frequently utilized in later sections.

**Matrix OLS Tail Bound with Adaptive Observations.** Recall the general matrix OLS model we introduced in Section 3.1. Unlike the offline setting for matrix OLS where data is assumed to be i.i.d., in our setting the data collection is adaptive. The next result provides a generic results showing that the OLS estimator based on adaptive observations has a nice tail bound as long as the minimal eigenvalue of the design matrix is lower bounded.

**Proposition 3** (Matrix OLS Tail Inequality for Adaptive Observations). *Let  $S = \{(X_i, Y_i)\}_{i=1}^n$  be samples generated from the linear model  $Y_i = B^T X_i + \epsilon_i$  described in Section 3.1. Assume*

that there exists a filtration  $\{\mathcal{F}_i\}_{i=0}^n$  such that  $\{X_i \epsilon_i^T\}_{i=1}^n$  is a matrix martingale difference sequence adapted to the filtration, i.e., for any  $i \in [n]$ ,  $X_i \epsilon_i^T$  is  $\mathcal{F}_i$ -measurable, and

$$\mathbb{E}[X_i \epsilon_i^T | \mathcal{F}_{i-1}] = \mathbf{0}_{d \times k}.$$

If  $\|X_i\| \leq x_{\max}$  and  $\|\epsilon_i\| \leq \epsilon_{\max}$  for all  $i \in [n]$ , the following tail inequality holds for all  $\chi > 0$  and  $\phi > 0$ :

$$\mathbb{P}(\|\hat{B} - B\| \geq \chi, \lambda_{\min}(\hat{\Sigma}(\mathbf{X})) \geq \phi) \leq (d+k) \exp\left(-\frac{\chi^2 \phi^2 / 2}{n x_{\max}^2 \epsilon_{\max}^2 + \epsilon_{\max} x_{\max} \chi \phi / 3}\right).$$

For the specific case of vector OLS (i.e., univariate-outcome,  $k = 1$ ), we can get a similar bound where instead the noise is allowed to be sub-Gaussian rather than bounded (a modified version of Proposition EC.1 in Bastani and Bayati 2019):

**Proposition 4** (Vector OLS Tail Inequality for Adaptive Observations). *Let  $S = \{(X_i, Y_i)\}_{i=1}^n$  be samples generated from the linear model  $Y_i = \beta^T X_i + \epsilon_i$  described in Section 3.1, with  $B = \beta \in \mathbb{R}^d$ . Assume that there exists a filtration  $\{\mathcal{F}_i\}_{i=0}^n$  such that  $\{X_{ij} \epsilon_i\}_{i=1}^n$  is a martingale difference sequence adapted to the filtration, where  $X_{ij}$  denotes the  $j$ -th entry of  $X_i$ . If  $\|X_i\|_{\infty} \leq x_{\infty}$  and  $\epsilon_i$  is  $\sigma$ -sub-Gaussian for all  $i \in [n]$ , the following tail inequality holds for all  $\chi > 0$  and  $\phi > 0$ :*

$$\mathbb{P}(\|\hat{\beta} - \beta\| \geq \chi, \lambda_{\min}(\hat{\Sigma}(\mathbf{X})) \geq \phi) \leq 2d \exp\left(-\frac{\chi^2 \phi^2}{2nd x_{\infty}^2 \sigma^2}\right).$$

**Controlling the Tails of  $\sup_{x \in \mathcal{X}_1} \Delta_{\mathcal{T}}(x)$ .** Let us now focus on the second term,  $\sup_{x \in \mathcal{X}_1} \Delta_{\mathcal{T}}(x)$ .

For every fixed  $x \in \mathcal{X}_1$ ,  $\max_{a_2 \in \{1,2\}} \beta_{a_2,2}^T (B_a^T x + \epsilon_j^{(a)})$  is bounded (and thus sub-Gaussian) for every  $j$ , so  $\Delta_{\mathcal{T}}(x)$  can be controlled by Hoeffding's inequality. However, when considering a uniform-in- $x$  tail bound, the analysis becomes more complicated. The next result shows that we still get a sub-Gaussian convergence rate.

**Proposition 5.** *Suppose  $\mathcal{T}$  is a random subset of  $[T]$  such that, for each  $a \in \{1,2\}$ , conditional on  $\mathcal{T}$ ,  $\{\epsilon_j^{(a)} : j \in \mathcal{T}\}$  are i.i.d. samples from  $\mathcal{P}_{\epsilon^{(a)}}$ . Then,*

$$\mathbb{P}\left(\sup_{x \in \mathcal{X}_1} \Delta_{\mathcal{T}}(x) \geq \chi \mid \mathcal{T}\right) \leq \frac{25}{4} \exp\left(-\frac{|\mathcal{T}| \chi^2}{41616 b_{\max}^2 x_{\max}^2}\right).$$

The proof of Proposition 5 leverages the machinery of empirical processes theory (Pollard 1990).

### 4.2.3 Concentration of the Forced-Pull Estimators.

We are now equipped to prove the convergence of our forced-pull estimators. Define  $\mathcal{G}_{t,m}$  to be the event that our  $\tilde{Q}_{t,m}$  has *good* estimation accuracy *uniformly* over both arms and all  $x \in \mathcal{X}_m$ :

$$\mathcal{G}_{t,m} \triangleq \left\{ \max_{a \in \{1,2\}} \sup_{x \in \mathcal{X}_m} |\tilde{Q}_{t,m}(x, a) - Q_m(x, a)| \leq \frac{h_m}{4} \right\}, \quad t \in [T], m \in \{1, 2\}, \quad (13)$$

and  $\mathcal{G}_t$  to be the event that both  $\mathcal{G}_{t,1}$  and  $\mathcal{G}_{t,2}$  hold at time  $t$ :

$$\mathcal{G}_t \triangleq \mathcal{G}_{t,1} \cap \mathcal{G}_{t,2}.$$

The following proposition shows that both  $\mathcal{G}_{t,1}$  and  $\mathcal{G}_{t,2}$  (thus, also  $\mathcal{G}_t$ ) hold with high probability.

**Proposition 6.** *When  $t \geq 4q^2$ ,*

1.  $\mathbb{P}(\mathcal{G}_{t,1}) \geq 1 - \frac{27.5}{t^2},$
2.  $\mathbb{P}(\mathcal{G}_{t,2}) \geq 1 - \frac{3}{t^2}.$

To prove Proposition 6, we note that by the construction of  $\mathcal{T}_a(t)$ ,  $\{(X_{j,1}, X_{j,2}) : j \in \mathcal{T}_a(t)\}$ ,  $\{(X_{j,m}, Y_{j,m}) : j \in \mathcal{T}_a(t)\}$ , and  $\{(\epsilon_j^{(a)} : j \in \mathcal{T}_a(t)\}$  are each a set of i.i.d. samples. Therefore, we can use Propositions 3 to 5 to get concentration bounds for  $\tilde{B}_a(t)$ ,  $\tilde{\beta}_{a,m}(t)$ , and  $\sup_{x \in \mathcal{X}_1} \Delta_{\mathcal{T}_a(t)}(x)$ . The only missing part is the positive-definiteness of the design matrices. Since  $\{X_{j,m} : j \in \mathcal{T}_a(t)\}$  are i.i.d. samples, by the matrix Chernoff inequality (see, *e.g.*, Tropp 2015, Theorem 5.1.1), the minimal eigenvalue of the corresponding design matrix concentrates around the minimal eigenvalue of its mean. Assumption 3 guarantees that the latter is strictly positive, thus our design matrix has lower-bounded minimal eigenvalue with high probability (Lemmas 3 and 4). Proposition 6 then follows naturally.

#### 4.2.4 Concentration of the All-Samples Estimators.

Next, we consider tail bounds on the all-samples estimators. Define  $\mathcal{M}_{t,m}$  to be the following events:

$$\mathcal{M}_{t,1} = \left\{ \lambda_{\min}(\hat{\Sigma}_{1,1}(t)) \geq \frac{p_1 \phi_1 t}{8} \right\} \cap \left\{ \lambda_{\min}(\hat{\Sigma}_{2,1}(t)) \geq \frac{p_1 \phi_1 t}{8} \right\} \cap \left\{ |\tilde{\mathcal{S}}_{1,1}(t)| \geq \frac{p_1 t}{4} \right\} \cap \left\{ |\tilde{\mathcal{S}}_{2,1}(t)| \geq \frac{p_1 t}{4} \right\}, \quad (14)$$

$$\mathcal{M}_{t,2} = \left\{ \lambda_{\min}(\hat{\Sigma}_{1,2}(t)) \geq \frac{p_1 p_2 \phi_2 t}{8} \right\} \cap \left\{ \lambda_{\min}(\hat{\Sigma}_{2,2}(t)) \geq \frac{p_1 p_2 \phi_2 t}{8} \right\}. \quad (15)$$

That is,  $\mathcal{M}_{t,m}$  is the event that the *minimum* eigenvalues of both  $\hat{\Sigma}_{1,m}(t)$  and  $\hat{\Sigma}_{2,m}(t)$  grow at least linearly in  $t$ , where for  $\mathcal{M}_{t,1}$  we impose the extra condition that we have *many* samples in both  $\tilde{\mathcal{S}}_{1,1}(t)$  and  $\tilde{\mathcal{S}}_{2,1}(t)$ , *i.e.*, at least linear in  $t$ .

For notation brevity, we let  $\mathcal{M}_t = \mathcal{M}_{t,1} \cap \mathcal{M}_{t,2}$ . Moreover, define  $\mathcal{L}_t$  to be the event where the operator norms of both  $\hat{B}_1(t)$  and  $\hat{B}_2(t)$  are well bounded:

$$\mathcal{L}_t = \left\{ \max_{a \in \{1,2\}} \|\hat{B}_a(t)\| \leq 2B_{\max} \right\}. \quad (16)$$

Consider the samples  $\{(X_{j,1} \mathbb{I}\{A_{j,1} = a\}, X_{j,2} \mathbb{I}\{A_{j,1} = a\})\}_{j=1}^t$  and  $\{(X_{j,1} \mathbb{I}\{A_{j,1} = a\}, Y_{j,1} \mathbb{I}\{A_{j,1} = a\})\}_{j=1}^t$ . Let  $\mathcal{F}_j$  be the  $\sigma$ -algebra generated by  $\{X_{j',m}, A_{j',m}, Y_{j',m}\}_{j' \in [j], m \in \{1,2\}}$ . If we denote the  $i$ -th entry of  $X_{j,1}$  as  $X_{ji,1}$ , it is easy to see that  $\{X_{j,1}(\epsilon_j^{(a)})^T \mathbb{I}\{A_{j,1} = a\}\}_{j=1}^t$  is a matrix martingale difference sequence adapted to  $\{\mathcal{F}_j\}_{j=0}^T$ , and  $\{X_{ji,1} \eta_{j,1}^{(a)} \mathbb{I}\{A_{j,1} = a\}\}_{j=1}^t$  is a martingale difference sequence adapted to  $\{\mathcal{F}_j\}_{j=0}^T$ . Therefore, we can apply Propositions 3 and 4 to get tail bounds on  $\hat{B}_a(t)$  as well as  $\hat{\beta}_{a,1}(t)$  under the event  $\mathcal{M}_t$ . Similarly, if we apply Proposition 4 to  $\{(X_{j,2} \mathbb{I}\{A_{j,2} = a\}, Y_{j,2} \mathbb{I}\{A_{j,2} = a\})\}_{j=1}^t$ , we can get a concentration bound on  $\hat{\beta}_{a,2}(t)$  under  $\mathcal{M}_t$ . Finally, when  $|\tilde{\mathcal{S}}_{a,1}(t)|$  grows linearly in  $t$ , Proposition 5 guarantees that  $\Delta_{\tilde{\mathcal{S}}_{a,1}(t)}(x)$  concentrates fast in  $t$ . Combining all these parts together we get the following two results:



**Proposition 7.** For any  $t \in [T]$ ,

$$\begin{aligned} & \mathbb{P}\left(\max_{x \in \mathcal{X}_1} |\hat{Q}_{t,1}(x, a) - Q_1(x, a)| > \chi, \mathcal{M}_t \cap \mathcal{L}_t\right) \\ & \leq 2d \exp\left(-\frac{p_1^2 \phi_1^2 \chi^2 t}{12800 d x_{\max}^2 x_{\infty}^2 \sigma^2}\right) + \frac{25}{4} \exp\left(-\frac{p_1 \chi^2 t}{665856 b_{\max}^2 x_{\max}^2}\right) \\ & \quad + 2d \exp\left(-\frac{p_1^2 p_2^2 \phi_2^2 \chi^2 t}{12800 d (4B_{\max} + 1)^2 x_{\max}^2 x_{\infty}^2 \sigma^2}\right) \\ & \quad + 2d \exp\left(-\frac{p_1^2 \phi_1^2 \chi^2 t}{320(160x_{\max}^4 b_{\max}^2 \epsilon_{\max}^2 + x_{\max}^2 b_{\max} \epsilon_{\max} p_1 \phi_1 \chi / 3)}\right). \end{aligned}$$

**Proposition 8.** For any  $t \in [T]$ ,

$$\mathbb{P}\left(\max_{x \in \mathcal{X}_1} |\hat{Q}_{t,2}(x, a) - Q_2(x, a)| > \chi, \mathcal{M}_t\right) \leq 2d \exp\left(-\frac{p_1^2 p_2^2 \phi_2^2 \chi^2 t}{128 d x_{\max}^2 x_{\infty}^2 \sigma^2}\right).$$

What remains is to prove that  $\mathcal{M}_t^C \cup \mathcal{L}_t^C$  happens with low probability. Note that

$$\mathcal{L}_t^C \cap \mathcal{M}_t \subseteq \bigcup_{a \in \{1,2\}} \left\{ \|\hat{B}_a(t) - B_a\| \geq B_{\max}, \lambda_{\min}(\hat{\Sigma}_{a,1}(t)) \geq \frac{p_1 \phi_1 t}{8} \right\},$$

so  $\mathbb{P}(\mathcal{L}_t^C \cap \mathcal{M}_t)$  can be controlled by Proposition 3 (see Lemma 7 for details). Next, we analyze  $\mathcal{M}_t^C$ . Consider the following subsets of  $\mathcal{S}_{a,m}$ :

$$\mathcal{S}'_{a,1}(t) = \{j \in [t] : j \notin \mathcal{T}_1 \cup \mathcal{T}_2, X_{j,1} \in U_{a,1}, \mathcal{G}_{j-1,1}\}, \quad (17)$$

$$\mathcal{S}'_{a,2}(t) = \{j \in [t] : j \notin \mathcal{T}_1(t) \cup \mathcal{T}_2(t), X_{j,1} \in U_{a,1}, B_a^T X_{j,1} + \epsilon_j^{(a)} \in U_{a,2}, \mathcal{G}_{j-1}\}. \quad (18)$$

Lemma 6 shows that  $\{X_{j,m} : j \in \mathcal{S}'_{a,m}(t)\}$  are i.i.d samples. We can then prove that under Assumption 3,  $|\mathcal{S}'_{a,m}(t)| < \frac{(\Pi_{i=1}^m p_i)t}{4}$  happens with low probability. Since  $\mathcal{S}'_{a,1}(t) \subseteq \tilde{\mathcal{S}}_{a,1}(t)$  (Lemma 5), it naturally implies that  $|\tilde{\mathcal{S}}_{a,1}(t)| < \frac{p_1 t}{4}$  happens with low probability. Moreover, we can apply the matrix Chernoff inequality to show that  $\lambda_{\min}(\sum_{s \in \mathcal{S}'_{a,m}(t)} X_{s,m} X_{s,m}^T)$  concentrates around the smallest eigenvalue of the mean of  $\sum_{s \in \mathcal{S}'_{a,m}(t)} X_{s,m} X_{s,m}^T$ , which grows linearly when  $|\mathcal{S}'_{a,m}(t)| \geq \frac{(\Pi_{i=1}^m p_i)t}{4}$ . Using the trivial relationship that  $\lambda_{\min}(\hat{\Sigma}_{a,m}(t)) \geq \lambda_{\min}(\sum_{s \in \mathcal{S}'_{a,m}(t)} X_{s,m} X_{s,m}^T)$ , since all summand matrices are positive semidefinite, we can get the following bound on  $\mathbb{P}(\mathcal{M}_t^C)$ :

**Proposition 9.** When  $t \geq 16q^2$  and  $t \in (\mathcal{T}_1^C \cap \mathcal{T}_2^C) \cup \{2^j q\}_{j \geq 4}$  (i.e., when we do not force-pull, or when we are at the last step of a force-pull period),

$$\mathbb{P}(\mathcal{M}_t^C) \leq \frac{610}{t^2} + 2 \exp\left(-\frac{p_1^2 t}{24}\right) + 2d \exp\left(-\frac{p_1 \phi_1 t}{32 x_{\max}^2}\right) + 2 \exp\left(-\frac{p_1^2 p_2^2 t}{24}\right) + 2d \exp\left(-\frac{p_1 p_2 \phi_2 t}{32 x_{\max}^2}\right).$$

#### 4.2.5 Regret Upper Bound.

Finally, we can compute the upper bound on our algorithm's regret. Define  $\mathcal{T}_0 = \{t : t \leq 16q^2\} \cup \mathcal{T}_1 \cup \mathcal{T}_2$ . We then decompose the regret of our algorithm into four exhaustive cases:

1.  $R^{(1)}$ : when we initialize or explore ( $t \in \mathcal{T}_0$ );
2.  $R^{(2)}$ : when  $t \notin \mathcal{T}_0$ , and  $\mathcal{G}_{t-1} \cap \mathcal{M}_{t-1} \cap \mathcal{L}_{t-1}$  does not hold;
3.  $R^{(3)}$ : when  $t \notin \mathcal{T}_0$ ,  $\mathcal{G}_{t-1} \cap \mathcal{M}_{t-1} \cap \mathcal{L}_{t-1}$  holds, and we pull the sub-optimal arm in the first period;
4.  $R^{(4)}$ : when  $t \notin \mathcal{T}_0$ ,  $\mathcal{G}_{t-1} \cap \mathcal{M}_{t-1} \cap \mathcal{L}_{t-1}$  holds, and we pull the sub-optimal arm in the second period.

Our regret is the sum of these four terms. To analyze our regret, we next show how control each of the terms,  $R^{(1)}$  to  $R^{(4)}$ .

First, note that the per-step regret is always bounded by  $6b_{\max}x_{\max}$ . Since we have at most  $6q \log t$  forced pulls on each arm up to time  $t$  when  $t \geq 4q^2$  (Lemma 2), it is easy to see that  $R^{(1)} \leq 24qb_{\max}x_{\max}(3 \log T + 4q)$ .

Next, Propositions 6 and 9 and Lemma 7 together guarantee that  $\mathbb{P}(\mathcal{G}_t^C \cup \mathcal{M}_t^C \cup \mathcal{L}_t^C)$  is of order  $O(\frac{1}{t^2})$ , so summing up over  $t \notin \mathcal{T}_0$  we get  $R^{(2)} \leq 6b_{\max}x_{\max}C_0$ .

Thirdly, when  $\mathcal{G}_{t-1} \cap \mathcal{M}_{t-1} \cap \mathcal{L}_{t-1}$  holds, we never make a mistake when we use only the  $\tilde{Q}$  estimators to make a decision, so regret comes only when the  $\tilde{Q}$  estimators are close and we use  $\hat{Q}$  estimators to make decisions. When  $X_{t,1}$  falls into the region where  $|Q_1(X_{t,1}, 1) - Q_1(X_{t,1}, 2)| = O(t^{-1/2})$ , our algorithm may pull the sub-optimal arm. However, such event happens with low probability  $O(t^{-\frac{\alpha_1}{2}})$  by Assumption 2, and the regret we incur in such an event is of order  $O(t^{-1/2})$ , so the total regret caused by such event is controllable. On the other hand, when  $X_{t,1}$  falls into the region where  $|Q_1(X_{t,1}, 1) - Q_1(X_{t,1}, 2)| = \Omega(t^{-1/2})$ , by Proposition 7 we very rarely make a mistake and pull the sub-optimal arm at time  $t$ . Therefore, using a peeling argument, we obtain  $R^{(3)} \leq 2^{\alpha_1+2}\gamma_1 C_1^{-\frac{\alpha_1+1}{2}}((M+2)^{\alpha_1+2} + 2^{\alpha_1+7})f(\alpha_1)$ .

The analysis of  $R^{(4)}$  is almost analogous to the analysis of  $R^{(3)}$ , and we get  $R^{(4)} \leq 2^{\alpha_2+3}\gamma_2 C_2^{-\frac{\alpha_2+1}{2}}((M+2)^{\alpha_2+2} + 2^{\alpha_2+4})f(\alpha_2)$ . Adding all four terms together we get the

result in Theorem 1.

## 5 Numerical Results

In this section, we compare the performance of DTRBandit algorithm with some other reasonable benchmark algorithms. We evaluate our algorithm on both synthetic data (Section 5.2) and the STAR\*D dataset obtained from a sequenced randomized trials, which is a dataset frequently used in the *offline* DTR literature (Section 5.3).

### 5.1 Algorithms Considered

To the best of our knowledge, no other algorithm with theoretical guarantees has been proposed under the same problem setting, so we compare the empirical performance of our algorithm with some reasonable heuristics. In particular, we focus on the following three heuristic benchmarks:

1. **Greedy:** At the beginning, we pull each of  $(1, 1)$  and  $(2, 2)$  pairs  $d$  times to enable initial estimation for  $\hat{B}_a$  and  $\hat{\beta}_{a,m}$ . In all subsequent rounds we act greedily according to the following  $Q$ -function estimates:

$$\hat{Q}_{t,1}^G(x, a) = \hat{\beta}_{a,1}^T(t)x + \frac{1}{|\mathcal{S}_{a,1}(t)|} \sum_{j \in \mathcal{S}_{a,1}(t)} \max_{a_2 \in \{1,2\}} \left( \hat{\beta}_{a_2,2}^T(t)(\hat{B}_a^T(t)x + X_{j,2} - \hat{B}_a^T(t)X_{j,1}) \right), \quad (19)$$

$$\hat{Q}_{t,2}(x, a) = \hat{\beta}_{a,2}^T(t)x.$$

Note that  $\hat{Q}_{t,1}^G(x, a)$  is different from  $\hat{Q}_{t,1}(x, a)$  defined in Eq. (10), in that we take average of residuals over  $\mathcal{S}_{a,1}(t)$  instead of  $\tilde{\mathcal{S}}_{a,1}(t)$ .

2. **4-armed bandit:** We view  $\{(a_1, a_2)\}_{a_1, a_2 \in \{1,2\}}$  as four different arms and treat our problem as a 4-armed one-period linear-response contextual bandit. Note that indeed  $\mathbb{E}[Y_{t,1}(a_1) + Y_{t,2}(a_2) \mid X_{t,1}]$  is linear in  $X_{t,1}$  for each  $(a_1, a_2)$  so the model is correctly specified. We then use the 4-armed OLSBandit algorithm (Goldenshluger and Zeevi 2013) to choose  $(a_1, a_2)$  and pull  $a_1$  in the first period and  $a_2$  in the second period.

3. **Recourse**: In the first period, we pull  $a_1$  according to the 4-armed OLSBandit algorithm. In the second period, we use a 2-armed OLSBandit algorithm (that regresses  $Y_{t,2}$  on  $X_{t,2}$ ) to choose the best recourse.

When implementing **DTRBandit**, we follow Algorithm 1 with one minor adjustment: we replace  $\hat{Q}_{t,1}(x, a)$  with  $\hat{Q}_{t,1}^G(x, a)$  defined in Eq. (19). This allows for some choices of large  $h_1$  and  $h_2$  for which Assumption 3 are violated, and it does not empirically deteriorate the performance of our algorithm.

All three of **DTRBandit**, **4-armed**, and **Recourse** depends on the tuning parameters  $h_1$ ,  $h_2$  and  $q$ . We therefore will investigate the how the algorithms performance with different parameter choices.

## 5.2 Synthetic Experiments

We start by considering a synthetic experiment where we generate data from a model that conforms to our linear reward and transition assumptions. We choose a set of parameters that highlight that all three heuristic benchmarks are in a sense *wrong* algorithms for our problem and achieve linear regret. In particular, we let  $d = 1$ ,  $\beta_{1,1} = 5$ ,  $\beta_{2,1} = 0$ ,  $\beta_{1,2} = 1$ ,  $\beta_{2,2} = 5$ ,  $B_1 = 1$ ,  $B_2 = 2$ , and  $\sigma = 0.1$ , and we let  $\epsilon_t^{(1)}, \epsilon_t^{(2)}$  be i.i.d samples from  $\text{Uniform}(-1, 1)$ . With these parameters, we can compute the  $Q$ -functions in closed form, and the corresponding optimal decision rule is: in the first period, pull arm 1 when  $X_1 \in (0, \frac{2}{3})$  and arm 2 otherwise; in the second period, pull arm 1 when  $X_2 < 0$  and arm 2 otherwise. The covariates  $X_{t,1}$  are generated i.i.d from  $\text{Uniform}(-1, 1)$ .

Fig. 2 shows the regret for different algorithms in this setting when we set  $h_1 = h_2 = 0.5$  and  $q = 20$ . Here we simulate 192 independent paths up to  $T = 50,000$ , and compute the average regret of different algorithms over these paths. More simulation results for other  $(h_1, h_2, q)$  pairs are deferred to Appendix B. The additional results show that our algorithm is very robust to the choices of these parameters.

From Fig. 2 we can see that all three heuristic benchmark algorithms indeed achieve linear regret in the long run. Among these three, **4-armed** is easily fooled by our designed instance and performs the worst, achieving average regret that looks almost like uniform randomization. **Recourse** improves substantially on **4-armed** since it is adaptive to the

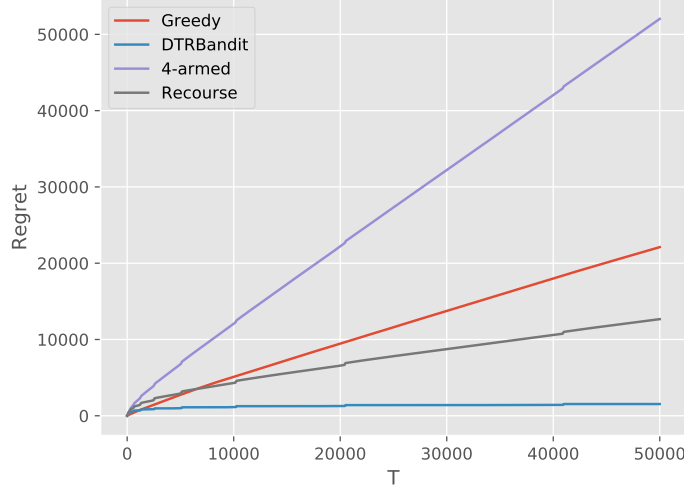


Figure 2: Expected regret of different algorithms when  $q = 20$  and  $h_1 = h_2 = 0.5$ .

covariates observed in the second period, but it still pays a heavy price for making many sub-optimal decisions in the first period that sabotage the situation in the second period. On the other hand, **Greedy** suffers from a constant fraction of “bad” paths where the decision-maker stops exploring and repeatedly makes the sub-optimal decision from early on due to lack of exploration. In contrast to these three, **DTRBandit** performs very well in the long run and has logarithmic regret. This is because, compared to **4-armed** and **Recourse**, it correctly uses  $Q$ -functions to assess reward to go, and, compared to **Greedy**, it guarantees sufficient exploration. In fact, if we plot the average regret of **DTRBandit** against  $\log T$ , we indeed get a linear curve. This agrees with our theoretical results in Section 4, and shows that we can achieve logarithmic regret in practice even when our chosen  $q$  is much smaller than what would be theoretically required by Theorem 1.

### 5.3 Empirical Study: STAR\*D Data

We next study our algorithm and the three benchmarks using real data, where crucially our linear model likely does not actually hold.

### 5.3.1 Background on STAR\*D and Problem Formulation.

Sequenced Treatment Alternatives to Relieve Depression (STAR\*D) was a multi-site, multi-level randomized controlled trial designed to assess effectiveness of different treatment regimes for patients with major depressive disorder (Fava et al. 2003, Rush et al. 2004). The primary outcome at each level (*i.e.*, period) was assessed using the Quick Inventory of Depressive Symptomatology (QIDS) scores (Rush et al. 2004), which measures severity of depression and ranges from 0 to 26 in the sample. Before each treatment level, participants with a total clinician-rated QIDS-score of 0 to 5 were considered as having a clinically meaningful response and therefore in remission, and those without remission were eligible for future treatments and entered the next treatment level.

Following existing literature (Chakraborty et al. 2013, Liu et al. 2018, Pineau et al. 2007), we focus on level 2/2A (referred to as period 1) and level 3 (referred to as period 2) of the study only. There were 1260 participants with complete features who entered period 1; 468 of them achieved remission, 465 of them dropped out, and 327 of them entered period 2. The available treatments were divided into two groups: one group that involves SSRIs (selective serotonin reuptake inhibitors, the most commonly prescribed class of antidepressants with simple dosing regimens, see Mason et al. 2000, Nelson 1997), and the other that involves only non-SSRIs.

We then define the following context, treatment, and outcome variables:

- $X_1$ : QIDS-score measured at the start of period 1 ( $\text{QIDS.start}_1$ ), the slope of QIDS-score over the previous level ( $\text{QIDS.slope}_1$ ), and participant preference at the start of period 1 ( $\text{preference}_1$ , taking values 1,  $-1$ ).
- $A_1$ : 1 if treated with SSRI drugs at period 1, and 2 if treated with non-SSRI drugs at period 1.
- $Y_1$ :  $-\frac{1}{2}$  QIDS-score at the end of period 1. Here we take the negative of QIDS-score to make higher values correspond to better outcomes.
- $X_2$ : QIDS-score measured at the start of period 2 ( $\text{QIDS.start}_2$ ), the slope of QIDS-score over the previous level ( $\text{QIDS.slope}_2$ ), and participant preference at the start of period 2 ( $\text{preference}_2$ , taking values 1,  $-1$ ).

- $A_2$ : 1 if treated with SSRI drugs at period 2, 2 if treated with non-SSRI drugs at period 2, and 3 if not treated at period 2. The no-treatment option is to model patients who achieved remission at period 1 or chose to drop out at the period 2.
- $Y_2$ :  $-\frac{1}{2}$  QIDS-score at the end of period 2 if  $A_2 \neq 3$ , and  $-\frac{1}{2}$  QIDS-score at the end of period 1 if  $A_2 = 3$ . Here we essentially make the assumption that the QIDS-scores for participants who did not enter period 2 (whether because of remission or dropout) would stay the same as their QIDS scores were at the end of period 1.

The STAR\*D dataset is then viewed as 1260 observations of the above variables, one for each participant with complete features who entered period 1. However, in contrast to existing literature that focuses on *offline* DTR estimation and evaluation methods, we aim to learn a mapping between patient covariates and the optimal treatment regime in a *online* and *adaptive* manner. Therefore, we do not simply observe all 1260 at one nor do we even observe all of them sequentially. We next discuss how we use this data to nonetheless evaluate online DTR bandit algorithms.

### 5.3.2 Off-policy DTR Bandit Algorithm Evaluation

For any given DTR bandit algorithm  $\mathcal{A}$ , we want to evaluate its performance using the average reward it collects up to each fixed time  $T$ , *i.e.*,

$$g_T(\mathcal{A}) = \mathbb{E} \left[ \frac{1}{T} \sum_{t=1}^T (Y_{t,1}(A_{t,1}) + Y_{t,2}(A_{t,2})) \right],$$

where  $A_{t,1}$  and  $A_{t,2}$  are obtained by running algorithm  $\mathcal{A}$ . Since we only have access to outcomes of the treatments administered in the STAR\*D dataset and never for treatments not administered, estimating  $g_T(\mathcal{A})$  using this dataset is nontrivial. This is known as off-policy evaluation.

Our key idea for off-policy DTR bandit algorithm evaluation stems from the Policy-Evaluator Algorithm proposed in Li et al. (2011, Algorithm 1), which gives an unbiased estimator of the average reward up to  $T$  for contextual bandit algorithms. Assume that  $S$  is a dataset obtained from a *uniformly* randomized sequential trial, *i.e.*,  $(a_1, a_2)$  are chosen uniformly at random to generate the data. Then we could evaluate a DTR bandit algorithm

---

**Algorithm 2** REPLAYDTR

---

```
1: Inputs:  $T > 0$ ; online DTR algorithm  $\mathcal{A}$ ; stream of data points  $S'$ .
2:  $h_0 \leftarrow ()$  {An initially empty history}
3:  $\hat{G}(\mathcal{A}) \leftarrow 0$  {An initially zero total payoff}
4: for  $t = 1, 2, \dots, T$  do
5:   repeat
6:     Get next data point  $(x_1, a_1, y_1, x_2, a_2, y_2)$  from  $S'$ 
7:   until  $\mathcal{A}(h_{t-1}, x_1) = a_1, \mathcal{A}(h_{t-1}, x_1, a_1, y_1, x_2) = a_2$ 
8:    $h_t \leftarrow (h_{t-1}, x_1, a_1, y_1, x_2, a_2, y_2)$ 
9:    $\hat{G}(\mathcal{A}) \leftarrow \hat{G}(\mathcal{A}) + y_1 + y_2$ 
10: end for
10: Output:  $\hat{G}(\mathcal{A})/T$ 
```

---

$\mathcal{A}$  as follows. We play through the data sequentially. First we set  $t = 0$ . For each data point  $(x_1, a_1, y_1, x_2, a_2, y_2)$  in  $S$ , we first show  $x_1$  to  $\mathcal{A}$ . If it takes an action different from  $a_1$  in the first period, we skip this data point, ignoring the outcomes, not adding it to our history, and not increasing the time counter  $t$ . Otherwise, we additionally show  $(a_1, y_1, x_2)$  to  $\mathcal{A}$ . Again, if it takes an action different from  $a_2$  in the second period, we skip this data point. Otherwise, if it matched both  $a_1$  and  $a_2$ , we add the outcomes (divided by  $T$ ) to our cumulative reward, add the data point to our history, and increment  $t$ . We repeat this procedure until we get  $T$  samples in our trajectory. In the end, we must have an unbiased estimator for  $g_T(\mathcal{A})$ . The detailed evaluation procedure is summarized in Algorithm 2.

However, the STAR\*D data does *not* come from a uniformly randomized trial and instead the randomization probabilities are adapted to each participants time-varying features (but not adapted over participants). Moreover, since we are evaluating a history-dependent online algorithm rather than a fixed policy, we cannot simply reweight the outcomes in the average reward in Algorithm 2. Instead, we tackle this problem by bootstrapping a modified stream of data points  $S'$  from STAR\*D which looks like coming from uniform randomization between arms. Specifically, first, we estimate the propensity  $p_i$  of the  $i$ -th point  $(x_{1i}, a_{1i}, y_{1i}, x_{2i}, a_{2i}, y_{2i})$  in STAR\*D, *i.e.*, the probability we choose  $(a_{1i}, a_{2i})$  given



the features. In particular,  $p_i$  is estimated as the product of three parts: i) the probability of choosing  $a_{1i}$  at period 1 (obtained from a logistic model using  $x_{1i}$  as predictors), ii) the probability of stay/drop-out at period 2 (obtained from a logistic model using  $x_{1i}$ ,  $a_{1i}$ ,  $x_{1i}a_{1i}$ ,  $y_{1i}$  and QIDS.slope<sub>2</sub> as predictors), and iii) the probability of choosing  $a_{i,2}$  at period 2 if the  $i$ -th point is present at period 2 (obtained from a logistic model using  $x_{1i}$ ,  $a_{1i}$ ,  $x_{1i}a_{1i}$ ,  $y_{1i}$  and  $x_{2i}$  as predictors). We then duplicate the  $i$ -th data point  $\lfloor 1/p_i \rfloor$  times, and shuffle the order of the points to get the modified dataset  $S'$ . Finally, we run Algorithm 2 on  $S'$  to evaluate the performance of each of the DTR bandit algorithms.

### 5.3.3 Comparison of Algorithms

We compare the empirical performance of **DTRBandit** with the aforementioned three heuristic online algorithms (**Greedy**, **4-armed**, **Recourse**) as described in Section 5.1. In addition, we use the following two to serve as benchmarks for comparison:

1. **Logging**: the average rewards observed in the STAR\*D dataset (which estimates  $g_T(\mathcal{A})$  for the constant logging policy that generated the data).
2. **Offline**: the average rewards of the estimated optimal treatment regime using the whole offline dataset (given in Chakraborty et al. 2013), which suggests treating a patient at period 1 with SSRI if  $(-0.73 + 0.01 \times \text{QIDS.start}_1 + 0.01 \times \text{QIDS.slope}_1 - 0.67 \times \text{preference}_1) > 0$  (and with a non-SSRI otherwise), and treating a patient at period 2 with SSRI if  $(-0.18 - 0.01 \times \text{QIDS.start}_2 - 0.25 \times \text{QIDS.slope}_2) > 0$  (and with a non-SSRI otherwise).

To be consistent with real-world practice, all algorithms are implemented with the extra condition that we do not enter the second phase (*i.e.*, we must pull arm 3) when  $\text{QIDS.end}_1 \leq 5$ . Lastly, for **DTRBandit**, **4-armed**, and **Recourse**, we vary the margin parameter  $h_1 = 2h_2 = h$  and force-pull schedule parameter  $q$ .

Table 1 presents the average rewards of different algorithms evaluated at  $T = 500$ . All four online algorithms demonstrate substantial improvement from the logging policy used in the original dataset. Among these, **DTRBandit** consistently performs well in all experiments, achieving the highest average reward in most experiments, which is very close

	Logging	DTRBandit	Greedy	4-armed	Recourse	Offline
$h = 10, q = 1$	-9.912	-7.609	-7.787	-8.218	-7.982	-7.340
$h = 5, q = 1$	-9.912	-7.970	-7.787	-8.046	-8.422	-7.340
$h = 3, q = 1$	-9.912	-7.619	-7.787	-8.912	-8.364	-7.340
$h = 10, q = 2$	-9.912	-7.734	-7.787	-8.857	-7.872	-7.340
$h = 5, q = 2$	-9.912	-7.999	-7.787	-8.437	-7.825	-7.340
$h = 3, q = 2$	-9.912	-7.603	-7.787	-8.550	-8.007	-7.340

Table 1: Average accumulated rewards of different algorithms at  $T = 500$

to the **Offline** benchmark that roughly serves as an upper bound. **Greedy** also has good overall performance, which may be because the given trajectory has some good natural-exploration structure that eliminates the necessity for forced exploration (*cf.* Bastani et al. 2017). **Recourse** significantly improves the performance of **4-armed** due to the fact that it makes effective use of the information present at the second period, but it is still much worse than **DTRBandit**, suggesting that learning the correct  $Q$ -functions in the first period is very important.

## 6 Conclusions and Future Directions

In this paper, we define and solve the DTR bandit problem, where we can both personalize initial decision to each incoming unit *and* adapt a second-linear decision after observing the effect of the first-line decision. We propose a novel algorithm that achieves rate-optimal regret under the linear transition and reward model. Our algorithm shows favorable empirical performance in both synthetic scenarios and in a real-world healthcare dataset.

There are still some interesting directions that can be explored in our framework. First, note that our algorithm can be naturally extended to analyze the  $K$ -armed  $M$ -period DTR bandit problems, and should work well when  $M$  is relatively small (which is the case for most healthcare settings). However, as  $M$  grows large, estimation of the  $Q$ -functions may deteriorate as errors in later periods propagate to earlier periods, so it may be desirable to use some function approximation methods. As  $M$  gets very larger (*e.g.*, comparable to

some polynomial function of  $T$ ), we conjecture that there would be some interesting phase-transition phenomenon in terms of the optimal dependence on  $T$ . Second, inspired by the relatively good performance of greedy algorithm in the STAR\*D empirical study, we think it would be interesting to investigate under which data structures can we ensure good regret guarantees for the greedy algorithm, extending the results of Bastani et al. (2017) for the one-period linear-response contextual bandit problems to multiple periods.

## References

- Alekh Agarwal, Daniel Hsu, Satyen Kale, John Langford, Lihong Li, and Robert Schapire. Taming the monster: A fast and simple algorithm for contextual bandits. In *International Conference on Machine Learning*, pages 1638–1646, 2014.
- Susan Athey and Stefan Wager. Efficient policy learning. *arXiv preprint arXiv:1702.02896*, 2017.
- Susan Athey, Sarah Baird, Julian Jamison, Craig McIntosh, Berk Özler, and Dohbit Sama. A sequential and adaptive experiment to increase the uptake of long-acting reversible contraceptives in cameroon, 2018. URL <http://pubdocs.worldbank.org/en/606341582906195532/Study-Protocol-Adaptive-experiment-on-FP-counseling-and-uptake-of-MCs.pdf>. Study protocol.
- Jean-Yves Audibert and Alexandre B Tsybakov. Fast learning rates for plug-in classifiers. *The Annals of statistics*, 35(2):608–633, 2007.
- Peter Auer. Using confidence bounds for exploitation-exploration trade-offs. *Journal of Machine Learning Research*, 3(Nov):397–422, 2002.
- Mohammad Gheshlaghi Azar, Ian Osband, and Rémi Munos. Minimax regret bounds for reinforcement learning. In *Proceedings of the 34th International Conference on Machine Learning-Volume 70*, pages 263–272. JMLR. org, 2017.
- Hamsa Bastani and Mohsen Bayati. Online decision making with high-dimensional covariates. *Operations Research*, 2019.
- Hamsa Bastani, Mohsen Bayati, and Khashayar Khosravi. Mostly exploration-free algorithms for contextual bandits. *arXiv preprint arXiv:1704.09011*, 2017.
- Dimitris Bertsimas, Nathan Kallus, Alexander M Weinstein, and Ying Daisy Zhuo. Personalized diabetes management using electronic medical records. *Diabetes care*, 40(2):210–217, 2017.
- Alina Beygelzimer, John Langford, Lihong Li, Lev Reyzin, and Robert Schapire. Contextual bandit

- algorithms with supervised learning guarantees. In *Proceedings of the Fourteenth International Conference on Artificial Intelligence and Statistics*, pages 19–26, 2011.
- Sébastien Bubeck and Nicolo Cesa-Bianchi. Regret analysis of stochastic and nonstochastic multi-armed bandit problems. *Foundations and Trends® in Machine Learning*, 5(1):1–122, 2012.
- Bibhas Chakraborty and Erica E.M. Moodie. *Statistical methods for dynamic treatment regimes*. Springer, 2013.
- Bibhas Chakraborty, Susan Murphy, and Victor Strehler. Inference for non-regular parameters in optimal dynamic treatment regimes. *Statistical methods in medical research*, 19(3):317–343, 2010.
- Bibhas Chakraborty, Eric B Laber, and Yingqi Zhao. Inference for optimal dynamic treatment regimes using an adaptive m-out-of-n bootstrap scheme. *Biometrics*, 69(3):714–723, 2013.
- Varsha Dani, Thomas P Hayes, and Sham M Kakade. Stochastic linear optimization under bandit feedback. 2008.
- Miroslav Dudik, Daniel Hsu, Satyen Kale, Nikos Karampatziakis, John Langford, Lev Reyzin, and Tong Zhang. Efficient optimal learning for contextual bandits. *arXiv preprint arXiv:1106.2369*, 2011.
- Maurizio Fava, A John Rush, Madhukar H Trivedi, Andrew A Nierenberg, Michael E Thase, Harold A Sackeim, Frederic M Quitkin, Steven Wisniewski, Philip W Lavori, and Jerrold F Rosenbaum. Background and rationale for the sequenced treatment alternatives to relieve depression (star\* d) study. *Psychiatric Clinics of North America*, 2003.
- Alexander Goldenshluger and Assaf Zeevi. Woodroffe’s one-armed bandit problem revisited. *The Annals of Applied Probability*, 19(4):1603–1633, 2009.
- Alexander Goldenshluger and Assaf Zeevi. A linear response bandit problem. *Stochastic Systems*, 3(1):230–261, 2013.
- Yichun Hu, Nathan Kallus, and Xiaojie Mao. Smooth contextual bandits: Bridging the parametric and non-differentiable regret regimes. *arXiv preprint arXiv:1909.02553*, 2019.
- Thomas Jaksch, Ronald Ortner, and Peter Auer. Near-optimal regret bounds for reinforcement learning. *Journal of Machine Learning Research*, 11(Apr):1563–1600, 2010.
- Chi Jin, Zeyuan Allen-Zhu, Sebastien Bubeck, and Michael I Jordan. Is q-learning provably efficient? In *Advances in Neural Information Processing Systems*, pages 4863–4873, 2018.
- Chi Jin, Zhuoran Yang, Zhaoran Wang, and Michael I Jordan. Provably efficient reinforcement learning with linear function approximation. *arXiv preprint arXiv:1907.05388*, 2019.

- Nathan Kallus. Recursive partitioning for personalization using observational data. In *Proceedings of the 34th International Conference on Machine Learning-Volume 70*, pages 1789–1798. JMLR.org, 2017.
- Nathan Kallus. Balanced policy evaluation and learning. In *Advances in Neural Information Processing Systems*, pages 8895–8906, 2018.
- Nathan Kallus and Madeleine Udell. Dynamic assortment personalization in high dimensions. *Operations Research*, 2016. To appear.
- Michael S Kramer, Beverley Chalmers, Ellen D Hodnett, Zinaida Sevkovskaya, Irina Dzikovich, Stanley Shapiro, Jean-Paul Collet, Irina Vanilovich, Irina Mezen, and Thierry Ducruet. Promotion of breastfeeding intervention trial (probit): a randomized trial in the republic of belarus. *Jama*, 285(4):413–420, 2001.
- Tze Leung Lai and Herbert Robbins. Asymptotically efficient adaptive allocation rules. *Advances in applied mathematics*, 6(1):4–22, 1985.
- Philip W Lavori and Ree Dawson. A design for testing clinical strategies: biased adaptive within-subject randomization. *Journal of the Royal Statistical Society: Series A (Statistics in Society)*, 163(1):29–38, 2000.
- Lihong Li, Wei Chu, John Langford, and Robert E Schapire. A contextual-bandit approach to personalized news article recommendation. In *Proceedings of the 19th international conference on World wide web*, pages 661–670, 2010.
- Lihong Li, Wei Chu, John Langford, and Xuanhui Wang. Unbiased offline evaluation of contextual-bandit-based news article recommendation algorithms. In *Proceedings of the fourth ACM international conference on Web search and data mining*, pages 297–306, 2011.
- Ying Liu, Yuanjia Wang, Michael R Kosorok, Yingqi Zhao, and Donglin Zeng. Augmented outcome-weighted learning for estimating optimal dynamic treatment regimens. *Statistics in medicine*, 37(26):3776–3788, 2018.
- Enno Mammen and Alexandre B Tsybakov. Smooth discrimination analysis. *The Annals of Statistics*, 27(6):1808–1829, 1999.
- James Mason, Nick Freemantle, and Martin Eccles. Fatal toxicity associated with antidepressant use in primary care. *Br J Gen Pract*, 50(454):366–370, 2000.
- Erica EM Moodie, Bibhas Chakraborty, and Michael S Kramer. Q-learning for estimating optimal dynamic treatment rules from observational data. *Canadian Journal of Statistics*, 40(4):629–645, 2012.

- Erica EM Moodie, Nema Dean, and Yue Ru Sun. Q-learning: Flexible learning about useful utilities. *Statistics in Biosciences*, 6(2):223–243, 2014.
- Susan A Murphy. Optimal dynamic treatment regimes. *Journal of the Royal Statistical Society: Series B (Statistical Methodology)*, 65(2):331–355, 2003.
- Susan A Murphy, Mark J van der Laan, James M Robins, and Conduct Problems Prevention Research Group. Marginal mean models for dynamic regimes. *Journal of the American Statistical Association*, 96(456):1410–1423, 2001.
- J Craig Nelson. Safety and tolerability of the new antidepressants. *The Journal of clinical psychiatry*, 58:26–31, 1997.
- William E Pelham and Gregory A Fabiano. Evidence-based psychosocial treatments for attention-deficit/hyperactivity disorder. *Journal of Clinical Child & Adolescent Psychology*, 37(1):184–214, 2008.
- Vianney Perchet and Philippe Rigollet. The multi-armed bandit problem with covariates. *The Annals of Statistics*, 41(2):693–721, 2013.
- Joelle Pineau, Marc G Bellemare, A John Rush, Adrian Ghizaru, and Susan A Murphy. Constructing evidence-based treatment strategies using methods from computer science. *Drug and alcohol dependence*, 88:S52–S60, 2007.
- D. Pollard. Empirical processes: Theory and applications. In *NSF-CBMS Regional Conference Series in Probability and Statistics*, pages i–86. JSTOR, 1990.
- Min Qian and Susan A Murphy. Performance guarantees for individualized treatment rules. *Annals of statistics*, 39(2):1180, 2011.
- Sheng Qiang and Mohsen Bayati. Dynamic pricing with demand covariates. *Available at SSRN 2765257*, 2016.
- Philippe Rigollet and Assaf Zeevi. Nonparametric bandits with covariates. *arXiv preprint arXiv:1003.1630*, 2010.
- Herbert Robbins. Some aspects of the sequential design of experiments. *Bulletin of the American Mathematical Society*, 58(5):527–535, 1952.
- A John Rush, Maurizio Fava, Stephen R Wisniewski, Philip W Lavori, Madhukar H Trivedi, Harold A Sackeim, Michael E Thase, Andrew A Nierenberg, Frederic M Quitkin, and T Michael Kashner. Sequenced treatment alternatives to relieve depression (star\* d): rationale and design. *Controlled clinical trials*, 25(1):119–142, 2004.
- Lon S Schneider, Pierre N Tariot, Constantine G Lyketsos, Karen S Dagerman, Kenneth L Davis, Sonia Davis, John K Hsiao, Dilip V Jeste, Ira R Katz, and Jason T Olin. National institute

- of mental health clinical antipsychotic trials of intervention effectiveness (catie): Alzheimer disease trial methodology. *The American Journal of Geriatric Psychiatry*, 9(4):346–360, 2001.
- Susan M Shortreed, Eric Laber, Daniel J Lizotte, T Scott Stroup, Joelle Pineau, and Susan A Murphy. Informing sequential clinical decision-making through reinforcement learning: an empirical study. *Machine learning*, 84(1-2):109–136, 2011.
- Richard S Sutton and Andrew G Barto. *Reinforcement learning: An introduction*. MIT press, 2018.
- Ambuj Tewari and Susan A Murphy. From ads to interventions: Contextual bandits in mobile health. In *Mobile Health*, pages 495–517. Springer, 2017.
- Peter F Thall, Randall E Millikan, and Hsi-Guang Sung. Evaluating multiple treatment courses in clinical trials. *Statistics in medicine*, 19(8):1011–1028, 2000.
- Peter F Thall, Leiko H Wooten, Christopher J Logothetis, Randall E Millikan, and Nizar M Tannir. Bayesian and frequentist two-stage treatment strategies based on sequential failure times subject to interval censoring. *Statistics in medicine*, 26(26):4687–4702, 2007.
- Joel Tropp. Freedman’s inequality for matrix martingales. *Electronic Communications in Probability*, 16:262–270, 2011.
- Joel A Tropp. An introduction to matrix concentration inequalities. *Foundations and Trends® in Machine Learning*, 8(1-2):1–230, 2015.
- Alexander B Tsybakov. Optimal aggregation of classifiers in statistical learning. *The Annals of Statistics*, 32(1):135–166, 2004.
- Sofia S Villar, Jack Bowden, and James Wason. Multi-armed bandit models for the optimal design of clinical trials: benefits and challenges. *Statistical science: a review journal of the Institute of Mathematical Statistics*, 30(2):199, 2015.
- Martin J Wainwright. *High-dimensional statistics: A non-asymptotic viewpoint*, volume 48. Cambridge University Press, 2019.
- Chih-Chun Wang, Sanjeev R Kulkarni, and H Vincent Poor. Bandit problems with side observations. *IEEE Transactions on Automatic Control*, 50(3):338–355, 2005.
- Baquin Zhang, Anastasios A Tsiatis, Eric B Laber, and Marie Davidian. Robust estimation of optimal dynamic treatment regimes for sequential treatment decisions. *Biometrika*, 100(3):681–694, 2013.
- Ying-Qi Zhao, Donglin Zeng, Eric B Laber, and Michael R Kosorok. New statistical learning methods for estimating optimal dynamic treatment regimes. *Journal of the American Statistical Association*, 110(510):583–598, 2015.

Yufan Zhao, Michael R Kosorok, and Donglin Zeng. Reinforcement learning design for cancer clinical trials. *Statistics in medicine*, 28(26):3294–3315, 2009.



## A Omitted Proofs

In this section, any  $a$  denotes one of the arms and can take value in  $\{1, 2\}$ .

### A.1 Supporting Lemmas

**Lemma 1.** *For any  $t \in [T]$ ,  $\{\epsilon_j^{(a)} : j \in \mathcal{T}_a(t)\}$  and  $\{\epsilon_j^{(a)} : j \in \tilde{\mathcal{S}}_{a,1}(t)\}$  are both i.i.d. samples with distribution  $\mathcal{P}_{\epsilon^{(a)}}$ .*

*Proof of Lemma 1.* Since the forced-sampling schedule  $\mathcal{T}_a$  is prescribed and independent of all realizations, it is obvious that  $\{\epsilon_j^{(a)} : j \in \mathcal{T}_a(t)\}$  are i.i.d. samples.

By our algorithm,  $\tilde{\mathcal{S}}_{a,1}(t) \subseteq \mathcal{S}_{a,1}(t)$ . Since the event  $j \in \tilde{\mathcal{S}}_{a,1}(t)$  is only dependent of  $X_{j,1}$  as well as the events in  $\mathcal{T}_1 \cup \mathcal{T}_2$ , we know  $\{\epsilon_j^{(a)} : j \in \tilde{\mathcal{S}}_{a,1}(t)\}$  form i.i.d. samples from  $\mathcal{P}_{\epsilon^{(a)}}$ .  $\square$

**Lemma 2.** *If  $t \geq (2q)^2$ , then  $\frac{q}{2} \log t \leq |\mathcal{T}_a(t)| \leq 6q \log t$ .*

*Proof of Lemma 2.* This is a direct corollary of Lemma EC.8 in Bastani and Bayati (2019).  $\square$

### A.2 Proofs in Section 2

*Proof of Proposition 1.* On one hand,

$$\begin{aligned} \mathbb{E}[\beta_{a_{t,1},1}^T X_{t,1} + \beta_{a_{t,2},2}^T X_{t,2}^*] &= \mathbb{E}[\beta_{a_{t,1},1}^T X_{t,1} + \beta_{a_{t,2},2}^T (B_{a_{t,1}}^T X_{t,1} + \epsilon_t^{(a_{t,1}^*)})] \\ &= \mathbb{E}[\beta_{a_{t,1},1}^T X_{t,1} + \max_{a_2 \in \{1,2\}} \{\beta_{a_2,2}^T (B_{a_{t,1}}^T X_{t,1} + \epsilon_t^{(a_{t,1}^*)})\}] \\ &= \mathbb{E}[Q_1(X_1, a^*)]. \end{aligned}$$

On the other hand,

$$\begin{aligned} &\mathbb{E}[\beta_{A_{t,1},1}^T X_{t,1} + \beta_{A_{t,2},2}^T X_{t,2}] \\ &= \mathbb{E}[\beta_{A_{t,1},1}^T X_{t,1} + \max_{a_2 \in \{1,2\}} \{\beta_{a_2,2}^T X_{t,2}\} - \max_{a_2 \in \{1,2\}} \{\beta_{a_2,2}^T X_{t,2}\} + \beta_{A_{t,2},2}^T X_{t,2}] \\ &= \mathbb{E}[Q_1(X_{t,1}, A_{t,1}) - Q_2(X_{t,2}, \hat{a}_{t,2}^*) + Q_2(X_{t,2}, A_{t,2})]. \end{aligned}$$

Taking a difference between these two we get the desired result.  $\square$

### A.3 Proofs for Regret Upper Bound

#### A.3.1 Proofs in Section 4.2.1

*Proof of Proposition 2.* The two statements are symmetric, so here we only prove Statement

2. By triangle inequality,

$$\begin{aligned}
& |Q_1(x, a) - \hat{Q}_{t,1}(x, a)| \\
& \leq \left| \frac{1}{|\tilde{\mathcal{S}}_{a,1}(t)|} \sum_{j \in \tilde{\mathcal{S}}_{a,1}(t)} \max_{a_2 \in \{1,2\}} \{\hat{\beta}_{a_2,2}^T(t)(\hat{B}_a^T(t)x + X_{j,2} - \hat{B}_a^T(t)X_{j,1})\} - \mathbb{E}_\epsilon[\max_{a_2 \in \{1,2\}} \{\beta_{a_2,2}^T(B_a^T x + \epsilon)\}] \right| \\
& \quad + \left| (\beta_{a,1} - \hat{\beta}_{a,1}(t))^T x \right|.
\end{aligned}$$

By Assumption 1,  $\left| (\beta_{a,1} - \hat{\beta}_{a,1}(t))^T x \right| \leq x_{\max} \|\beta_{a,1} - \hat{\beta}_{a,1}(t)\|$ . In what follows, we would like to get a better control of the first term. By triangle inequality,

$$\begin{aligned}
& \left| \frac{1}{|\tilde{\mathcal{S}}_{a,1}(t)|} \sum_{j \in \tilde{\mathcal{S}}_{a,1}(t)} \max_{a_2 \in \{1,2\}} \{\hat{\beta}_{a_2,2}^T(t)(\hat{B}_a^T(t)x + X_{j,2} - \hat{B}_a^T(t)X_{j,1})\} - \mathbb{E}_\epsilon[\max_{a_2 \in \{1,2\}} \{\beta_{a_2,2}^T(B_a^T x + \epsilon)\}] \right| \\
& \leq \left| \frac{1}{|\tilde{\mathcal{S}}_{a,1}(t)|} \sum_{j \in \tilde{\mathcal{S}}_{a,1}(t)} \max_{a_2 \in \{1,2\}} \{\hat{\beta}_{a_2,2}^T(t)(\hat{B}_a^T(t)x + X_{j,2} - \hat{B}_a^T(t)X_{j,1})\} - \max_{a_2 \in \{1,2\}} \{\beta_{a_2,2}^T(B_a^T x + \epsilon_j^{(a)})\} \right| \\
& \quad + \left| \frac{1}{|\tilde{\mathcal{S}}_{a,1}(t)|} \sum_{j \in \tilde{\mathcal{S}}_{a,1}(t)} \max_{a_2 \in \{1,2\}} \beta_{a_2,2}^T(B_a^T x + \epsilon_j^{(a)}) - \mathbb{E}_\epsilon[\max_{a_2 \in \{1,2\}} \{\beta_{a_2,2}^T(B_a^T x + \epsilon)\}] \right|.
\end{aligned}$$

Moreover,

$$\begin{aligned}
& \left| \frac{1}{|\tilde{\mathcal{S}}_{a,1}(t)|} \sum_{j \in \tilde{\mathcal{S}}_{a,1}(t)} \max_{a_2 \in \{1,2\}} \{\hat{\beta}_{a_2,2}^T(t)(\hat{B}_a^T(t)x + X_{j,2} - \hat{B}_a^T(t)X_{j,1})\} - \max_{a_2 \in \{1,2\}} \{\beta_{a_2,2}^T(B_a^T x + \epsilon_j^{(a)})\} \right| \\
& \leq \frac{1}{|\tilde{\mathcal{S}}_{a,1}(t)|} \sum_{j \in \tilde{\mathcal{S}}_{a,1}(t)} \left| \max_{a_2 \in \{1,2\}} \{\hat{\beta}_{a_2,2}^T(t)(\hat{B}_a^T(t)x + X_{j,2} - \hat{B}_a^T(t)X_{j,1})\} - \max_{a_2 \in \{1,2\}} \{\beta_{a_2,2}^T(B_a^T x + \epsilon_j^{(a)})\} \right| \\
& \leq \frac{1}{|\tilde{\mathcal{S}}_{a,1}(t)|} \sum_{j \in \tilde{\mathcal{S}}_{a,1}(t)} \sum_{a_2 \in \{1,2\}} \left| \hat{\beta}_{a_2,2}^T(t)(\hat{B}_a^T(t)x + X_{j,2} - \hat{B}_a^T(t)X_{j,1}) - \beta_{a_2,2}^T(B_a^T x + X_{j,2} - B_a^T X_{j,1}) \right| \\
& \leq \frac{1}{|\tilde{\mathcal{S}}_{a,1}(t)|} \sum_{j \in \tilde{\mathcal{S}}_{a,1}(t)} \sum_{a_2 \in \{1,2\}} \left| (\hat{\beta}_{a_2,2}(t) - \beta_{a_2,2})^T (\hat{B}_a^T(t)x + X_{j,2} - \hat{B}_a^T(t)X_{j,1}) \right| \\
& \quad + \frac{1}{|\tilde{\mathcal{S}}_{a,1}(t)|} \sum_{j \in \tilde{\mathcal{S}}_{a,1}(t)} \sum_{a_2 \in \{1,2\}} \left| \beta_{a_2,2}^T (\hat{B}_a(t) - B_a)^T (x - X_{j,1}) \right| \\
& \leq \sum_{a_2 \in \{1,2\}} x_{\max} (2\|\hat{B}_a(t)\| + 1) \|\hat{\beta}_{a_2,2}(t) - \beta_{a_2,2}\| + 4x_{\max} b_{\max} \|\hat{B}_a(t) - B_a\|,
\end{aligned}$$

where the second inequality follows from  $|\max\{c_1, c_2\} - \max\{c'_1, c'_2\}| \leq |c_1 - c'_1| + |c_2 - c'_2|$ , and the definition of  $\epsilon_j^{(a)}$ , and the last inequality follows from Assumption 1. Putting all terms together we get the desired result.  $\square$

### A.3.2 Proofs in Section 4.2.2

*Proof of Proposition 3.* It is easy to check that  $\hat{B} - B = (\mathbf{X}^T \mathbf{X})^{-1} \mathbf{X}^T \epsilon$ . When the event  $\lambda_{\min}(\hat{\Sigma}(\mathbf{X})) \geq \phi$  holds,

$$\begin{aligned} \|\hat{B} - B\| &= \|(\mathbf{X}^T \mathbf{X})^{-1} \mathbf{X}^T \epsilon\| \\ &\leq \|(\mathbf{X}^T \mathbf{X})^{-1}\| \cdot \|\mathbf{X}^T \epsilon\| \\ &\leq \frac{1}{\phi} \left\| \sum_{i=1}^n X_i \epsilon_i^T \right\|. \end{aligned}$$

Therefore, for any  $\chi > 0$ ,

$$\mathbb{P}(\|\hat{B} - B\| \geq \chi, \lambda_{\min}(\hat{\Sigma}(\mathbf{X})) \geq \phi) \leq \mathbb{P}\left(\left\| \sum_{i=1}^n X_i \epsilon_i^T \right\| \geq \chi \phi\right).$$

Since

$$\begin{aligned} \|X_i \epsilon_i^T\| &= \sqrt{\lambda_{\max}(X_i \epsilon_i^T \epsilon_i X_i^T)} = \sqrt{\max_{\|u\|=1} u^T X_i \epsilon_i^T \epsilon_i X_i^T u} \leq x_{\max} \epsilon_{\max}, \\ \left\| \sum_{i=1}^n \mathbb{E}_{i-1}[X_i \epsilon_i^T \epsilon_i X_i^T] \right\| &\leq \sum_{i=1}^n \|\mathbb{E}_{i-1}[X_i \epsilon_i^T \epsilon_i X_i^T]\| \leq n x_{\max}^2 \epsilon_{\max}^2, \\ \left\| \sum_{i=1}^n \mathbb{E}_{i-1}[\epsilon_i X_i^T X_i \epsilon_i^T] \right\| &\leq \sum_{i=1}^n \|\mathbb{E}_{i-1}[\epsilon_i X_i^T X_i \epsilon_i^T]\| \leq n x_{\max}^2 \epsilon_{\max}^2, \end{aligned}$$

by Rectangular Matrix Freedman Theorem (Corollary 1.3 in Tropp 2011), we have

$$\mathbb{P}\left(\left\| \sum_{i=1}^n X_i \epsilon_i^T \right\| \geq \chi \phi\right) \leq (d+k) \exp\left(-\frac{\chi^2 \phi^2 / 2}{n x_{\max}^2 \epsilon_{\max}^2 + \epsilon_{\max} x_{\max} \chi \phi / 3}\right).$$

$\square$

*Proof of Proposition 5.* For the whole proof, we will condition on  $\mathcal{T}$ . Set  $n = |\mathcal{T}|$  and understand all sums over  $j$  as over  $j \in \mathcal{T}$ . Define  $\Xi = \sup_{x \in \mathcal{X}} \Delta_{\mathcal{T}}(x)$ .

Letting  $\xi_j$  be iid Rademacher variables independent of all else, define

$$Z(\mathcal{F}) = \sup_{f \in \mathcal{F}} \left| \sum_j \xi_j f(\epsilon_j^{(a)}) \right|,$$

$$\mathcal{G} = \{\epsilon \mapsto \max_{a_2 \in \{1,2\}} \beta_{a_2,2}^T (B_{a_2}^T x + \epsilon) : \|x\| \leq x_{\max}\},$$

$$\mathcal{G}_{a_2} = \{\epsilon \mapsto \beta_{a_2,2}^T (B_{a_2}^T x + \epsilon) : \|x\| \leq x_{\max}\}.$$

Note that for any  $\alpha > 0$ ,  $\alpha Z(\mathcal{F}) = Z(\alpha \mathcal{F})$ .

Fix any increasing convex function  $\Phi$ . By Pollard (1990, Theorem 2.2),

$$\mathbb{E}_\epsilon \Phi(n\Xi) \leq \mathbb{E}_\epsilon \mathbb{E}_\xi \Phi(Z(2\mathcal{G})),$$

where  $\epsilon$  is shorthand for  $(\epsilon_1^{(a)}, \dots, \epsilon_n^{(a)})$ . Note that  $\mathcal{G} \subseteq \mathcal{G}_1 \vee \mathcal{G}_2 = \{g_1 \vee g_2 : g_1 \in \mathcal{G}_1, g_2 \in \mathcal{G}_2\}$  and hence

$$\mathbb{E}_\xi \Phi(2Z(\mathcal{G})) \leq \mathbb{E}_\xi \Phi(2Z(\mathcal{G}_1 \vee \mathcal{G}_2)).$$

Note moreover that  $\mathcal{G}_1 \vee \mathcal{G}_2 \subseteq \mathcal{G}_+ + \mathcal{G}_2$  where  $\mathcal{G}_+ = \{0 \vee (g_1 - g_2) : g_1 \in \mathcal{G}_1, g_2 \in \mathcal{G}_2\}$ . Furthermore, note that all the above inclusions continue to hold when we scale all classes by any  $\alpha > 0$ . By Pollard (1990, Equation 5.5),

$$\mathbb{E}_\xi \Phi(2Z(\mathcal{G}_1 \vee \mathcal{G}_2)) \leq \frac{1}{2} \mathbb{E}_\xi \Phi(4Z(\mathcal{G}_+)) + \frac{1}{2} \mathbb{E}_\xi \Phi(4Z(\mathcal{G}_2)).$$

By Pollard (1990, Example 5.8),

$$\mathbb{E}_\xi \Phi(4Z(\mathcal{G}_+)) \leq \frac{3}{2} \mathbb{E}_\xi \Phi(8Z(\mathcal{G}_1 - \mathcal{G}_2)).$$

By Pollard (1990, Equation 5.5),

$$\mathbb{E}_\xi \Phi(8Z(\mathcal{G}_1 - \mathcal{G}_2)) \leq \frac{1}{2} \mathbb{E}_\xi \Phi(16Z(\mathcal{G}_1)) + \frac{1}{2} \mathbb{E}_\xi \Phi(16Z(\mathcal{G}_2)).$$

We conclude that

$$\mathbb{E}_\xi \Phi(2Z(\mathcal{G})) \leq \frac{3}{8} \mathbb{E}_\xi \Phi(16Z(\mathcal{G}_1)) + \frac{3}{8} \mathbb{E}_\xi \Phi(16Z(\mathcal{G}_2)) + \frac{1}{2} \mathbb{E}_\xi \Phi(4Z(\mathcal{G}_2)).$$

Exchanging the roles of  $\mathcal{G}_1$  and  $\mathcal{G}_2$ , we get a similar symmetric bound. Averaging the two bounds we get

$$\mathbb{E}_\xi \Phi(2Z(\mathcal{G})) \leq \frac{3}{8} \mathbb{E}_\xi \Phi(16Z(\mathcal{G}_1)) + \frac{3}{8} \mathbb{E}_\xi \Phi(16Z(\mathcal{G}_2)) + \frac{1}{4} \mathbb{E}_\xi \Phi(4Z(\mathcal{G}_1)) + \frac{1}{4} \mathbb{E}_\xi \Phi(4Z(\mathcal{G}_2)).$$

Since  $\Phi$  is increasing, we can increase  $4 \rightarrow 16$  and collect terms to obtain

$$\mathbb{E}_\xi \Phi(2Z(\mathcal{G})) \leq \frac{5}{8} \mathbb{E}_\xi \Phi(Z(16\mathcal{G}_1)) + \frac{5}{8} \mathbb{E}_\xi \Phi(Z(16\mathcal{G}_2)).$$

Define

$$E = b_{\max} x_{\max},$$

$$J_{a_2} = 9 \int_0^{16\sqrt{n}E} \sqrt{\log D(u, 16\mathcal{G}_{a_2})} du,$$

where  $D(u, \mathcal{F})$  is the  $u$ -packing number of  $S(\mathcal{F}) = \{(f(\epsilon_j^{(a)}))_j : f \in \mathcal{F}\} \subseteq \mathbb{R}^n$ . Note that  $\|s\| \leq 16\sqrt{n}E$  for any  $s \in S(16\mathcal{G}_{a_2})$ . For  $\Psi(u) = \frac{1}{5} \exp(u^2)$ , Pollard (1990, Theorem 3.5) yields

$$\mathbb{E}_\xi \Psi(Z(16\mathcal{G}_{a_2})/J_{a_2}) \leq 1.$$

Because  $S(16\mathcal{G}_{a_2})$  is contained in a one-dimensional affine space, Pollard (1990, Lemma 4.1) yields  $D(u, 16\mathcal{G}_{a_2}) \leq 48\sqrt{n}E/u$ , whence  $J_{a_2} \leq 204\sqrt{n}E$  and so

$$\mathbb{E}_\epsilon \mathbb{E}_\xi \Psi(Z(16\mathcal{G}_{a_2})/(204\sqrt{n}E)) \leq 1.$$

Letting  $\Phi(u) = \Psi(u/(204\sqrt{n}E))$ , we have

$$\begin{aligned} \mathbb{E}_\epsilon \Psi(\sqrt{n}\Xi/(204E)) &= \mathbb{E}_\epsilon \Phi(n\Xi) \\ &\leq \frac{5}{8} \mathbb{E}_\epsilon \mathbb{E}_\xi \Phi(Z(16\mathcal{G}_1)) + \frac{5}{8} \mathbb{E}_\epsilon \mathbb{E}_\xi \Phi(Z(16\mathcal{G}_2)) \\ &= \frac{5}{8} \mathbb{E}_\epsilon \mathbb{E}_\xi \Psi(Z(16\mathcal{G}_1)/(204\sqrt{n}E)) + \frac{5}{8} \mathbb{E}_\epsilon \mathbb{E}_\xi \Psi(Z(16\mathcal{G}_2)/(204\sqrt{n}E)) \\ &\leq \frac{5}{4}, \end{aligned}$$

whence the result is obtained via Markov's inequality.  $\square$

### A.3.3 Proofs in Section 4.2.3

#### I. Positive Definiteness of Design Matrices.

**Lemma 3.** *For any  $t \in [T]$ ,*

$$\mathbb{P}(\lambda_{\min}(\tilde{\Sigma}_{a,1}(t)) \leq \frac{p_1 \phi_1}{2} |\mathcal{T}_a(t)|) \leq d \exp\left(-\frac{|\mathcal{T}_a(t)| p_1 \phi_1}{8x_{\max}^2}\right).$$

*Proof of Lemma 3.* First we have

$$\lambda_{\max}(X_{s,1}X_{s,1}^T) = \max_{\|u\|=1} u^T X_{s,1} X_{s,1}^T u \leq x_{\max}^2.$$

Moreover,

$$\begin{aligned} \lambda_{\min}(\mathbb{E}[\tilde{\Sigma}_{a,1}(t)]) &= \lambda_{\min}\left(\sum_{s \in \mathcal{T}_a(t)} \mathbb{E}[X_{s,1}X_{s,1}^T]\right) \\ &\geq \lambda_{\min}\left(\sum_{s \in \mathcal{T}_a(t)} \mathbb{E}[X_{s,1}X_{s,1}^T \mathbb{I}\{X_{s,1} \in U_{a,1}\}]\right) \\ &\geq \sum_{s \in \mathcal{T}_a(t)} \lambda_{\min}(\mathbb{E}[X_{s,1}X_{s,1}^T \mathbb{I}\{X_{s,1} \in U_{a,1}\}]) \\ &\geq p_1 \phi_1. \end{aligned}$$

Since  $\{X_{s,1}X_{s,1}^T\}_{s \in \mathcal{T}_a(t)}$  are independent, by Matrix Chernoff inequality (*cf.* Tropp 2015, Theorem 5.1.1),

$$\mathbb{P}(\lambda_{\min}(\tilde{\Sigma}_{a,1}(t)) \leq \frac{p_1 \phi_1}{2} |\mathcal{T}_a(t)|) \leq d \exp\left(-\frac{|\mathcal{T}_a(t)| p_1 \phi_1}{8x_{\max}^2}\right).$$

□

**Lemma 4.** For any  $t \in [T]$ ,

$$\mathbb{P}(\lambda_{\min}(\tilde{\Sigma}_{a,2}(t)) \leq \frac{p_1 p_2 \phi_2}{2} |\mathcal{T}_a(t)|) \leq d \exp\left(-\frac{|\mathcal{T}_a(t)| p_1 p_2 \phi_2}{8x_{\max}^2}\right).$$

*Proof of Lemma 4.* By the same argument as in Lemma 3, we know  $\lambda_{\max}(X_{s,2}X_{s,2}^T) \leq x_{\max}^2$ .

Note that

$$\begin{aligned} &\lambda_{\min}(\tilde{\Sigma}_{a,2}(t)) \\ &= \lambda_{\min}\left(\sum_{s \in \mathcal{T}_a(t)} X_{s,2}X_{s,2}^T\right) \\ &= \lambda_{\min}\left(\sum_{s \in \mathcal{T}_a(t)} (B_a^T X_{s,1} + \epsilon_s^{(a)})(B_a^T X_{s,1} + \epsilon_s^{(a)})^T\right) \\ &\geq \lambda_{\min}\left(\sum_{s \in \mathcal{T}_a(t)} (B_a^T X_{s,1} + \epsilon_s^{(a)})(B_a^T X_{s,1} + \epsilon_s^{(a)})^T \mathbb{I}\{X_{s,1} \in U_{a,1}, B_a^T X_{s,1} + \epsilon_s^{(a)} \in U_{a,2}\}\right). \end{aligned}$$

Since

$$\begin{aligned}
& \lambda_{\min} \left( \sum_{s \in \mathcal{T}_a(t)} \mathbb{E}[(B_a^T X_{s,1} + \epsilon_s^{(a)})(B_a^T X_{s,1} + \epsilon_s)^T \mathbb{I}\{X_{s,1} \in U_{a,1}, B_a^T X_{s,1} + \epsilon_s^{(a)} \in U_{a,2}\}] \right) \\
& \geq \sum_{s \in \mathcal{T}_a(t)} \lambda_{\min}(\mathbb{E}[(B_a^T X_{s,1} + \epsilon_s^{(a)})(B_a^T X_{s,1} + \epsilon_s^{(a)})^T \mathbb{I}\{X_{s,1} \in U_{a,1}, B_a^T X_{s,1} + \epsilon_s^{(a)} \in U_{a,2}\}]) \\
& \geq p_1 p_2 \phi_2 |\mathcal{T}_a(t)|,
\end{aligned}$$

and each term in the sum is independent, by Matrix Chernoff inequality,

$$\begin{aligned}
& \mathbb{P}(\lambda_{\min}(\tilde{\Sigma}_{a,2}(t)) \leq \frac{p_1 p_2 \phi_2}{2} X_{s,2} X_{s,2}^T) \\
& \leq \mathbb{P}(\lambda_{\min} \left( \sum_{s \in \mathcal{T}_a(t)} (B_a^T X_{s,1} + \epsilon_s^{(a)})(B_a^T X_{s,1} + \epsilon_s^{(a)})^T \mathbb{I}\{X_{s,1} \in U_{a,1}, B_a^T X_{s,1} + \epsilon_s^{(a)} \in U_{a,2}\} \right) \leq \frac{p_1 p_2 \phi_2}{2} |\mathcal{T}_a(t)|) \\
& \leq d \exp\left(-\frac{|\mathcal{T}_a(t)| p_1 p_2 \phi_2}{8 x_{\max}^2}\right).
\end{aligned}$$

□

## II. Concentration of $\tilde{Q}_{t,1}$ .

*Proof of Proposition 6 Statement 1.* Note that

$$\mathbb{P}\left(\max_{a \in \{1,2\}} \max_{x \in \mathcal{X}_1} |\tilde{Q}_{t,1}(x, a) - Q_1(x, a)| > \frac{h_1}{4}\right) \leq \sum_{a \in \{1,2\}} \mathbb{P}(\max_{x \in \mathcal{X}_1} |\tilde{Q}_{t,1}(x, a) - Q_1(x, a)| > \frac{h_1}{4}).$$

By Proposition 2,

$$\begin{aligned}
& \mathbb{P}(\max_{x \in \mathcal{X}_1} |\tilde{Q}_{t,1}(x, a) - Q_1(x, a)| > \frac{h_1}{4}) \\
& \leq \mathbb{P}(|(\beta_{a,1} - \tilde{\beta}_{a,1}(t))| > \frac{h_1}{40 x_{\max}}, \lambda_{\min}(\tilde{\Sigma}_{a,1}(t)) > \frac{p_1 \phi_1}{2} |\mathcal{T}_a(t)|) \\
& \quad + \mathbb{P}(|\tilde{B}_a(t) - B_a| > \frac{h_1}{80 b_{\max} x_{\max}}, \lambda_{\min}(\tilde{\Sigma}_{a,1}(t)) > \frac{p_1 \phi_1}{2} |\mathcal{T}_a(t)|) \\
& \quad + \sum_{a_2 \in \{1,2\}} \mathbb{P}((2|\tilde{B}_a(t)| + 1) \times \|\tilde{\beta}_{a_2,2}(t) - \beta_{a_2,2}\| > \frac{h_1}{40 x_{\max}}, \lambda_{\min}(\tilde{\Sigma}_{a,1}(t)) > \frac{p_1 \phi_1}{2} |\mathcal{T}_a(t)|) \\
& \quad + \mathbb{P}\left(\sup_{x \in \mathcal{X}_1} \left| \frac{1}{|\mathcal{T}_a(t)|} \sum_{j \in \mathcal{T}_a(t)} \max_{a_2 \in \{1,2\}} \beta_{a_2,2}^T (B_a^T x + \epsilon_j^{(a)}) - \mathbb{E}[\max_{a_2 \in \{1,2\}} \{\beta_{a_2,2}^T (B_a^T x + \epsilon^{(a)})\}] \right| > \frac{h_1}{8} \right) \\
& \quad + \mathbb{P}(\lambda_{\min}(\tilde{\Sigma}_{a,1}(t)) \leq \frac{p_1 \phi_1}{2} |\mathcal{T}_a(t)|).
\end{aligned}$$

In the rest of the proof, we control each term in the sum.

1. Apply Proposition 4 we have

$$\begin{aligned} \mathbb{P}(|(\beta_{a,1} - \tilde{\beta}_{a,1}(t))| > \frac{h_1}{40x_{\max}}, \lambda_{\min}(\tilde{\Sigma}_{a,1}(t)) > \frac{p_1\phi_1}{2}|\mathcal{T}_a(t)|) &\leq 2d \exp(-\frac{|\mathcal{T}_a(t)|h_1^2p_1^2\phi_1^2}{12800dx_{\max}^2x_{\infty}^2\sigma^2}) \\ &\leq \frac{1}{t^2}, \end{aligned}$$

where the last inequality follows from the fact that  $q \geq \frac{102400dx_{\max}^2x_{\infty}^2\sigma^2 \log(2d)}{h_1^2p_1^2\phi_1^2}$ .

2. Apply Proposition 3 we have

$$\begin{aligned} \mathbb{P}(|\tilde{B}_a(t) - B_a| > \frac{h_1}{80b_{\max}x_{\max}}, \lambda_{\min}(\tilde{\Sigma}_{a,1}(t)) > \frac{p_1\phi_1}{2}|\mathcal{T}_a(t)|) \\ \leq 2d \exp(-\frac{|\mathcal{T}_a(t)|h_1^2p_1^2\phi_1^2}{320x_{\max}^2b_{\max}\epsilon_{\max}(160b_{\max}x_{\max}^2\epsilon_{\max} + p_1\phi_1h_1/3)}) \\ \leq \frac{1}{t^2}, \end{aligned}$$

where the last inequality follows from the fact that  $q \geq \frac{2560x_{\max}^2b_{\max}\epsilon_{\max}(160b_{\max}x_{\max}^2\epsilon_{\max} + p_1\phi_1h_1/3) \log(2d)}{h_1^2p_1^2\phi_1^2}$ .

3. By Proposition 3,

$$\begin{aligned} \mathbb{P}(|\tilde{B}_a(t)| \geq 2B_{\max}, \lambda_{\min}(\tilde{\Sigma}_{a,1}(t)) > \frac{p_1\phi_1}{2}|\mathcal{T}_a(t)|) \\ \leq \mathbb{P}(|\tilde{B}_a(t) - B_a| \geq B_{\max}, \lambda_{\min}(\tilde{\Sigma}_{a,1}(t)) > \frac{p_1\phi_1}{2}|\mathcal{T}_a(t)|) \\ \leq 2d \exp(-\frac{|\mathcal{T}_a(t)|B_{\max}^2p_1^2\phi_1^2}{8\epsilon_{\max}x_{\max}(\epsilon_{\max}x_{\max} + B_{\max}p_1\phi_1/6)}) \\ \leq \frac{1}{t^2}, \end{aligned}$$

where the last inequality follows from the fact that  $q \geq \frac{64\epsilon_{\max}x_{\max}(\epsilon_{\max}x_{\max} + B_{\max}p_1\phi_1/6) \log(2d)}{B_{\max}^2p_1^2\phi_1^2}$ .

Therefore,

$$\begin{aligned} \mathbb{P}((2|\tilde{B}_a(t)| + 1) \times \|\tilde{\beta}_{a,2}(t) - \beta_{a,2}\| > \frac{h_1}{40x_{\max}}, \lambda_{\min}(\tilde{\Sigma}_{a,1}(t)) > \frac{p_1\phi_1}{2}|\mathcal{T}_a(t)|) \\ \leq \mathbb{P}(|\tilde{B}_a(t)| \geq 2B_{\max}, \lambda_{\min}(\tilde{\Sigma}_{a,1}(t)) > \frac{p_1\phi_1}{2}|\mathcal{T}_a(t)|) + \mathbb{P}(\|\tilde{\beta}_{a,2}(t) - \beta_{a,2}\| \geq \frac{h_1}{40x_{\max}(4B_{\max} + 1)}) \\ \leq \frac{1}{t^2} + d \exp(-\frac{|\mathcal{T}_{a,2}(t)|p_1p_2\phi_2}{8x_{\max}^2}) + 2d \exp(-\frac{|\mathcal{T}_{a,2}(t)|h_1^2p_1^2p_2^2\phi_2^2}{12800dx_{\max}^2x_{\infty}^2(4B_{\max} + 1)^2\sigma^2}) \\ \leq \frac{5}{2t^2}, \end{aligned}$$

where the last inequality follows from the fact that  $q \geq 64 \log(2d) \max\{\frac{x_{\max}^2}{p_1p_2\phi_2}, \frac{1600dx_{\max}^2x_{\infty}^2(4B_{\max} + 1)^2\sigma^2}{h_1^2p_1^2p_2^2\phi_2^2}\}$ .



4. Apply Proposition 5 we get

$$\begin{aligned}
& \mathbb{P}(\sup_{x \in \mathcal{X}_1} \left| \frac{1}{|\mathcal{T}_a(t)|} \sum_{j \in \mathcal{T}_a(t)} \max_{a_2 \in \{1,2\}} \beta_{a_2,2}^T (B_a^T x + \epsilon_j^{(a)}) - \mathbb{E}[\max_{a_2 \in \{1,2\}} \{\beta_{a_2,2}^T (B_a^T x + \epsilon^{(a)})\}] \right| > \frac{h_1}{8}) \\
& \leq \frac{25}{4} \exp(-\frac{|\mathcal{T}_a(t)| h_1^2}{2663424 b_{\max}^2 x_{\max}^2}) \\
& \leq \frac{25}{4t^2},
\end{aligned}$$

where the last inequality follows from the fact that  $q \geq \frac{10653696 b_{\max}^2 x_{\max}^2}{h_1^2}$ .

5. Lemma 3 directly shows that

$$\mathbb{P}(\lambda_{\min}(\tilde{\Sigma}_{a,1}(t)) \leq \frac{p_1 \phi_1}{2} |\mathcal{T}_a(t)|) \leq \frac{1}{2t^2},$$

where the inequality follows from the fact that  $q \geq \frac{64 x_{\max}^2 \log(2d)}{p_1 \phi_1}$ .

By adding them all together we get the desired result.  $\square$

### III. Concentration of $\tilde{Q}_{t,2}$ .

*Proof of Proposition 6 Statement 2.* Apply Proposition 3 and Lemma 4 we have

$$\begin{aligned}
& \mathbb{P}(\max_{a \in \{1,2\}} \max_{x \in \mathcal{X}_2} |\tilde{Q}_{t,2}(x, a) - Q_2(x, a)| > \frac{h_2}{4}) \\
& \leq \sum_{a \in \{1,2\}} \mathbb{P}(\|\beta_{a,2} - \tilde{\beta}_{a,2}(t)\| > \frac{h_2}{4x_{\max}}) \\
& \leq \sum_{a \in \{1,2\}} \mathbb{P}(\lambda_{\min}(\tilde{\Sigma}_{a,2}(t)) \leq \frac{p_1 p_2 \phi_2}{2} |\mathcal{T}_a(t)|) + 2d \exp(-\frac{|\mathcal{T}_a(t)| h_2^2 p_1^2 p_2^2 \phi_2^2}{128 d x_{\max}^2 x_{\infty}^2 \sigma^2}) \\
& \leq \sum_{a \in \{1,2\}} d \exp(-\frac{|\mathcal{T}_a(t)| p_1 p_2 \phi_2}{8 x_{\max}^2}) + 2d \exp(-\frac{|\mathcal{T}_a(t)| h_2^2 p_1^2 p_2^2 \phi_2^2}{128 d x_{\max}^2 x_{\infty}^2 \sigma^2}) \\
& \leq \frac{3}{t^2},
\end{aligned}$$

where the last inequality follows from the fact that  $q \geq 64 \log(2d) \max\{\frac{x_{\max}^2}{p_1 p_2 \phi_2}, \frac{16 d x_{\max}^2 x_{\infty}^2 \sigma^2}{h_2^2 p_1^2 p_2^2 \phi_2^2}\}$ .  $\square$

#### A.3.4 Proofs in Section 4.2.4

##### I. Characterization of $\mathcal{S}'_{a,m}(t)$ .

**Lemma 5.** For any  $t \in [T]$ ,

$$\mathcal{S}'_{a,1}(t) \subseteq \tilde{\mathcal{S}}_{a,1}(t) \subseteq \mathcal{S}_{a,1}(t),$$

$$\mathcal{S}'_{a,2}(t) \subseteq \mathcal{S}_{a,2}(t).$$

*Proof of Lemma 5.* By our algorithm, whenever  $j \notin \mathcal{T}_1 \cup \mathcal{T}_2$  and  $\tilde{Q}_{j-1,1}(X_{j,1}, a) - \tilde{Q}_{j-1,1}(X_{j,1}, 3-a) > \frac{h_1}{2}$ , we pull arm  $a$ , so  $\tilde{\mathcal{S}}_{a,1}(t) \subseteq \mathcal{S}_{a,1}(t)$ .

Moreover, if we have  $\max_{a \in \{1,2\}} \sup_{x \in \mathcal{X}_1} |\tilde{Q}_{j-1,1}(x, a) - Q_1(x, a)| \leq \frac{h_1}{4}$  (i.e.,  $\mathcal{G}_{j-1,1}$ ) and  $Q_1(X_{j,1}, a) > Q_1(X_{j,1}, 3-a) + h_1$  (i.e.,  $X_{j,1} \in U_{a,1}$ ), we know

$$\begin{aligned} & \tilde{Q}_{j-1,1}(X_{j,1}, a) - \tilde{Q}_{j-1,1}(X_{j,1}, 3-a) \\ & > \tilde{Q}_{j-1,1}(X_{j,1}, a) - Q_1(X_{j,1}, a) + Q_1(X_{j,1}, 3-a) - \tilde{Q}_{j-1,1}(X_{j,1}, 3-a) + h_1 \\ & > h_1/2. \end{aligned}$$

Therefore,  $\mathcal{S}'_{a,1}(t) \subseteq \tilde{\mathcal{S}}_{a,1}(t)$ .

Since  $\mathcal{S}'_{a,2}(t) \subseteq \mathcal{S}'_{a,1}(t) \subseteq \mathcal{S}_{a,1}(t)$ , for any  $j \in \mathcal{S}'_{a,2}(t)$ , we have  $X_{j,2} = B_a^T X_{j,1} + \epsilon_j^{(a)}$ . Moreover,  $\mathcal{G}_{j-1,2}$  and  $X_{j,2} \in U_{a,2}$  implies  $\tilde{Q}_{j-1,2}(X_{j,2}, a) - \tilde{Q}_{j-1,2}(X_{j,2}, 3-a) > h_2/2$ , and by our algorithm  $A_{j,2} = a$ . Thus  $\mathcal{S}'_{a,2}(t) \subseteq \mathcal{S}_{a,2}(t)$ .  $\square$

**Lemma 6.**  $\{X_{j,1} : j \in \mathcal{S}'_{a,1}(t)\}$  are i.i.d. from distribution  $\mathcal{P}_{X|X \in U_{a,1}}$ , and  $\{X_{j,2} : j \in \mathcal{S}'_{a,2}(t)\}$  are i.i.d. from distribution  $\mathcal{P}_{B_a^T X + \epsilon^{(a)} | X \in U_{a,1}, B_a^T X + \epsilon^{(a)} \in U_{a,2}}$ .

*Proof of Lemma 6.* Note that  $j \notin \mathcal{T}_1 \cup \mathcal{T}_2$  is deterministic. Since  $\mathcal{G}_{j-1,1}$  only depends on samples in  $\mathcal{T}_1(j-1) \cup \mathcal{T}_2(j-1)$ , it is independent of both  $X_{j,1}$  and  $\epsilon_j^{(a)}$ . Therefore,  $\{X_{j,1} : j \notin \mathcal{T}_1 \cup \mathcal{T}_2, \mathcal{G}_{j-1,1}\}$  are i.i.d. samples from  $\mathcal{P}_X$ , and  $\{B_a^T X_{j,1} + \epsilon_j^{(a)} : j \notin \mathcal{T}_1 \cup \mathcal{T}_2, \mathcal{G}_{j-1,1}\}$  are i.i.d. samples from  $\mathcal{P}_{B_a^T X + \epsilon^{(a)}}$ . Lastly, whether  $X_{j,1}$  falls in  $U_{a,1}$  and whether  $\{X_{j,1} \in U_{a,1}\} \cap \{B_a^T X_{j,1} + \epsilon_j^{(a)} \in U_{a,2}\}$  holds are simply rejection sampling, so the result follows.  $\square$

## II. Bounding $\mathcal{M}_t^C$

*Proof of Proposition 9.* Note that for any  $n \in \{0, 1, 2, \dots\}$ , we do not perform any forced-sampling in  $[2^{n+1}q + 1, (2^{n+2} - 2)q]$ . For any  $t \in (\mathcal{T}_1^C \cap \mathcal{T}_2^C) \cup \{2^j q\}_{j \geq 4}$ , define

$$n_t = \sup\{j \in \mathbb{N}_+ : t \geq 2^{j+2}q\}, \quad (20)$$

$$V_t = [2^{n_t+1}q + 1, (2^{n_t+2} - 2)q] \cup [2^{n_t+2}q + 1, t]. \quad (21)$$

When  $t \geq 16q$ ,

$$|V_t| = t - 2^{n_t+1}q - 2q \geq \frac{t}{2} - 2q \geq \frac{3}{8}t.$$

On the other hand, since  $t < 2^{n_t+3}q$  by definition of  $n_t$ , we know  $2^{n_t+1}q > \frac{t}{4}$ , and

$$|V_t| = t - 2^{n_t+1}q - 2q \leq \frac{3t}{4} - 2q \leq \frac{3}{4}t.$$

Let

$$N_{a,m}(t) \triangleq \sum_{s \in V_t} \mathbb{I}\{s \in \mathcal{S}'_{a,m}(t)\} < |\mathcal{S}'_{a,m}(t)|,$$

we have

$$\begin{aligned} N_{a,1}(t) &= \sum_{s=2^{n_t+1}q+1}^{(2^{n_t+2}-2)q} \mathbb{I}\{X_{s,1} \in U_{a,1}\} \mathbb{I}\{\mathcal{G}_{s-1,1}\} \mathbb{I}\{s \notin \mathcal{T}_1(t) \cup \mathcal{T}_2(t)\} \\ &\quad + \sum_{s=2^{n_t+2}q+1}^t \mathbb{I}\{X_{s,1} \in U_{a,1}\} \mathbb{I}\{\mathcal{G}_{s-1,1}\} \mathbb{I}\{s \notin \mathcal{T}_1(t) \cup \mathcal{T}_2(t)\} \\ &= \sum_{s=2^{n_t+1}q+1}^{(2^{n_t+2}-2)q} \mathbb{I}\{X_{s,1} \in U_{a,1}\} \mathbb{I}\{\mathcal{G}_{2^{n_t+1}q,1}\} + \sum_{s=2^{n_t+2}q+1}^t \mathbb{I}\{X_{s,1} \in U_{a,1}\} \mathbb{I}\{\mathcal{G}_{2^{n_t+2}q,1}\} \\ &\geq \mathbb{I}\{\mathcal{G}_{2^{n_t+1}q}\} \mathbb{I}\{\mathcal{G}_{2^{n_t+2}q}\} \sum_{s \in V_t} \mathbb{I}\{X_{s,1} \in U_{a,1}\}, \end{aligned}$$

and

$$\begin{aligned} N_{a,2}(t) &= \sum_{s=2^{n_t+1}q+1}^{(2^{n_t+2}-2)q} \mathbb{I}\{X_{s,1} \in U_{a,1}, X_{s,2} \in U_{a,2}\} \mathbb{I}\{\mathcal{G}_{s-1}\} + \sum_{s=2^{n_t+2}q+1}^t \mathbb{I}\{X_{s,1} \in U_{a,1}, X_{s,2} \in U_{a,2}\} \mathbb{I}\{\mathcal{G}_{s-1}\} \\ &\geq \mathbb{I}\{\mathcal{G}_{2^{n_t+1}q}\} \mathbb{I}\{\mathcal{G}_{2^{n_t+2}q}\} \sum_{s \in V_t} \mathbb{I}\{X_{s,1} \in U_{a,1}, X_{s,2} \in U_{a,2}\}. \end{aligned}$$

When  $\mathcal{G}_{2^{n_t+1}q} \cap \mathcal{G}_{2^{n_t+2}q}$  holds,  $N_{a,1}(t) \geq \sum_{s \in V_t} \mathbb{I}\{X_{s,1} \in U_{a,1}\}$ ,  $N_{a,2}(t) \geq \sum_{s \in V_t} \mathbb{I}\{X_{s,1} \in U_{a,1}, X_{s,2} \in U_{a,2}\}$ . Since

$$\mathbb{E}\left[\sum_{s \in V_t} \mathbb{I}\{X_{s,1} \in U_{a,1}\} \mid \mathcal{G}_{2^{n_t+1}q} \cap \mathcal{G}_{2^{n_t+2}q}\right] \geq \frac{3}{8}p_1t,$$

$$\mathbb{E}\left[\sum_{s \in V_t} \mathbb{I}\{X_{s,1} \in U_{a,1}, X_{s,2} \in U_{a,2}\} \mid \mathcal{G}_{2^{n_t+1}q} \cap \mathcal{G}_{2^{n_t+2}q}\right] \geq \frac{3}{8}p_1p_2t,$$

by Hoeffding's inequality (see, *e.g.*, Wainwright 2019 Exercise 2.4),

$$\begin{aligned}\mathbb{P}(|\mathcal{S}'_{a,1}(t)| \leq \frac{p_1 t}{4} \mid \mathcal{G}_{2^{n_t+1}q} \cap \mathcal{G}_{2^{n_t+2}q}) &\leq \mathbb{P}\left(\sum_{s \in V_t} \mathbb{I}\{X_{s,1} \in U_{a,1}\} \leq \frac{p_1 t}{4} \mid \mathcal{G}_{2^{n_t+1}q} \cap \mathcal{G}_{2^{n_t+2}q}\right) \\ &\leq \exp\left(-\frac{p_1^2 t^2}{32|V_t|}\right) \\ &\leq \exp\left(-\frac{p_1^2 t}{24}\right).\end{aligned}$$

$$\mathbb{P}(|\mathcal{S}'_{a,2}(t)| \leq \frac{p_1 p_2 t}{4} \mid \mathcal{G}_{2^{n_t+1}q} \cap \mathcal{G}_{2^{n_t+2}q}) \leq \exp\left(-\frac{p_1^2 p_2^2 t^2}{32|V_t|}\right) \leq \exp\left(-\frac{p_1^2 p_2^2 t}{24}\right).$$

We now consider the minimal eigenvalue of  $\hat{\Sigma}_{a,m}(t)$ . Note that

$$\lambda_{\min}(\hat{\Sigma}_{a,m}(t)) = \lambda_{\min}\left(\sum_{s \in \mathcal{S}_{a,m}(t)} X_{s,m} X_{s,m}^T\right) \geq \lambda_{\min}\left(\sum_{s \in \mathcal{S}'_{a,m}(t)} X_{s,m} X_{s,m}^T\right).$$

Since

$$\begin{aligned}\lambda_{\min}(\mathbb{E}[\sum_{s \in \mathcal{S}'_{a,1}(t)} X_{s,1} X_{s,1}^T \mid |\mathcal{S}'_{a,1}(t)| > \frac{p_1 t}{4}]) &\geq \frac{p_1 \phi_1 t}{4}, \\ \lambda_{\min}(\mathbb{E}[\sum_{s \in \mathcal{S}'_{a,2}(t)} X_{s,2} X_{s,2}^T \mid |\mathcal{S}'_{a,2}(t)| > \frac{p_1 p_2 t}{4}]) &\geq \frac{p_1 p_2 \phi_2 t}{4},\end{aligned}$$

by matrix Chernoff inequality,

$$\begin{aligned}\mathbb{P}(\lambda_{\min}(\hat{\Sigma}_{a,1}(t)) \leq \frac{p_1 \phi_1 t}{8}, |\mathcal{S}'_{a,1}(t)| > \frac{p_1 t}{4}) &\leq \mathbb{P}(\lambda_{\min}(\sum_{s \in \mathcal{S}'_{a,1}(t)} X_{s,1} X_{s,1}^T) \leq \frac{p_1 \phi_1 t}{8}, |\mathcal{S}'_{a,1}(t)| > \frac{p_1 t}{4}) \\ &\leq d \exp\left(-\frac{p_1 \phi_1 t}{32x_{\max}^2}\right),\end{aligned}$$

$$\begin{aligned}\mathbb{P}(\lambda_{\min}(\hat{\Sigma}_{a,2}(t)) \leq \frac{p_1 p_2 \phi_2 t}{8}, |\mathcal{S}'_{a,2}(t)| > \frac{p_1 p_2 t}{4}) &\leq \mathbb{P}(\lambda_{\min}(\sum_{s \in \mathcal{S}'_{a,2}(t)} X_{s,2} X_{s,2}^T) \leq \frac{p_1 p_2 \phi_2 t}{8}, |\mathcal{S}'_{a,2}(t)| > \frac{p_1 p_2 t}{4}) \\ &\leq d \exp\left(-\frac{p_1 p_2 \phi_2 t}{32x_{\max}^2}\right).\end{aligned}$$

Finally, since  $2^{n_t+1}q \geq \frac{t}{4} \geq 4q^2$ , by Proposition 6,

$$\mathbb{P}(\mathcal{G}_{2^{n_t+1}q}^C \cup \mathcal{G}_{2^{n_t+2}q}^C) \leq \frac{30.5}{(t/4)^2} + \frac{30.5}{(t/2)^2} \leq \frac{610}{t^2}.$$

By a union bound we have

$$\begin{aligned}
\mathbb{P}(\mathcal{M}_t^C) &\leq \sum_{a \in \{1,2\}} [\mathbb{P}(|\mathcal{S}'_{a,1}(t)| < \frac{p_1 t}{4}, \mathcal{G}_{2^{n_t+1}q} \cap \mathcal{G}_{2^{n_t+2}q}) + \mathbb{P}(\lambda_{\min}(\hat{\Sigma}_{a,1}(t)) < \frac{p_1 \phi_1}{8}, |\mathcal{S}'_{a,1}(t)| \geq \frac{p_1 t}{4})] \\
&\quad + \sum_{a \in \{1,2\}} [\mathbb{P}(|\mathcal{S}'_{a,2}(t)| \leq \frac{p_1 p_2 t}{4}, \mathcal{G}_{2^{n_t+1}q} \cap \mathcal{G}_{2^{n_t+2}q}) + \mathbb{P}(\lambda_{\min}(\hat{\Sigma}_{a,2}(t)) \leq \frac{p_1 p_2 \phi_2 t}{8}, |\mathcal{S}'_{a,2}(t)| > \frac{p_1 p_2 t}{4})] \\
&\quad + \mathbb{P}(\mathcal{G}_{2^{n_t+1}q}^C \cup \mathcal{G}_{2^{n_t+2}q}^C) \\
&\leq \frac{610}{t^2} + 2 \exp(-\frac{p_1^2 t}{24}) + 2d \exp(-\frac{p_1 \phi_1 t}{32x_{\max}^2}) + 2 \exp(-\frac{p_1^2 p_2^2 t}{24}) + 2d \exp(-\frac{p_1 p_2 \phi_2 t}{32x_{\max}^2}).
\end{aligned}$$

□

**Lemma 7.** For any  $t \in [T]$ ,

$$\mathbb{P}(\mathcal{L}_t^C \cap \mathcal{M}_t) \leq 4d \exp(-\frac{B_{\max}^2 p_1^2 \phi_1^2 t}{16(8x_{\max}^2 \epsilon_{\max}^2 + x_{\max} \epsilon_{\max} B_{\max} p_1 \phi_1 / 3)}).$$

*Proof of Lemma 7.* Note that

$$\begin{aligned}
\mathbb{P}(\mathcal{L}_t^C \cap \mathcal{M}_t) &\leq \sum_{a \in \{1,2\}} \mathbb{P}(\|\hat{B}_a(t)\| \geq 2B_{\max}, \lambda_{\min}(\hat{\Sigma}_{a,1}(t)) \geq \frac{p_1 \phi_1 t}{8}) \\
&\leq \sum_{a \in \{1,2\}} \mathbb{P}(\|\hat{B}_a(t) - B_a\| \geq B_{\max}, \lambda_{\min}(\hat{\Sigma}_{a,1}(t)) \geq \frac{p_1 \phi_1 t}{8}),
\end{aligned}$$

and the result follows from Proposition 3. □

### III. Concentration of $\hat{Q}_{t,1}$ .

*Proof of Proposition 7.* Without loss of generality, let  $a = 1$ . By Proposition 2, we know that

$$\begin{aligned}
&\mathbb{P}(\max_{x \in \mathcal{X}_1} |\hat{Q}_{t,1}(x, 1) - Q_1(x, 1)| > \chi, \mathcal{M}_t \cap \mathcal{L}_t) \\
&\leq \mathbb{P}(\|\beta_{1,1} - \hat{\beta}_{1,1}(t)\| > \frac{\chi}{10x_{\max}}, \lambda_{\min}(\hat{\Sigma}_{1,1}(t)) \geq \frac{p_1 \phi_1 t}{8}) \\
&\quad + \mathbb{P}(\|\hat{B}_1(t) - B_1\| > \frac{\chi}{20x_{\max} b_{\max}}, \lambda_{\min}(\hat{\Sigma}_{1,1}(t)) \geq \frac{p_1 \phi_1 t}{8}) \\
&\quad + \sum_{a_2 \in \{1,2\}} \mathbb{P}(\|\hat{\beta}_{a_2,2}(t) - \beta_{a_2,2}\| > \frac{\chi}{10(4B_{\max} + 1)x_{\max}}, \lambda_{\min}(\hat{\Sigma}_{a_2,2}(t)) \geq \frac{p_1 p_2 \phi_2 t}{8}) \\
&\quad + \mathbb{P}(\sup_{x \in \mathcal{X}_1} \left| \frac{1}{|\tilde{\mathcal{S}}_{1,1}(t)|} \sum_{j \in \tilde{\mathcal{S}}_{1,1}(t)} \max_{a_2 \in \{1,2\}} \beta_{a_2,2}^T (B_1^T x + \epsilon_j^{(1)}) - \mathbb{E}[\max_{a_2 \in \{1,2\}} \{\beta_{a_2,2}^T (B_1^T x + \epsilon^{(1)})\}] \right| > \frac{\chi}{2}, |\tilde{\mathcal{S}}_{1,1}(t)| \geq \frac{p_1 t}{4}).
\end{aligned}$$

In the rest of the proof, we control each term in the sum. Apply Proposition 4 we get

$$\mathbb{P}(\|\beta_{1,1} - \hat{\beta}_{1,1}(t)\| > \frac{\chi}{10x_{\max}}, \lambda_{\min}(\hat{\Sigma}_{1,1}(t)) \geq \frac{p_1\phi_1 t}{8}) \leq 2d \exp(-\frac{p_1^2\phi_1^2\chi^2 t}{12800dx_{\max}^2x_{\infty}^2\sigma^2}),$$

$$\begin{aligned} & \mathbb{P}(\|\hat{\beta}_{a_2,2}(t) - \beta_{a_2,2}\| > \frac{\chi}{10(4B_{\max} + 1)x_{\max}}, \lambda_{\min}(\hat{\Sigma}_{a_2,2}(t)) \geq \frac{p_1p_2\phi_2 t}{8}) \\ & \leq 2d \exp(-\frac{p_1^2p_2^2\phi_2^2\chi^2 t}{12800d(4B_{\max} + 1)^2x_{\max}^2x_{\infty}^2\sigma^2}). \end{aligned}$$

Apply Proposition 3 we get

$$\begin{aligned} & \mathbb{P}(\|\hat{B}_1(t) - B_1\| > \frac{\chi}{20x_{\max}b_{\max}}, \lambda_{\min}(\hat{\Sigma}_{1,1}(t)) \geq \frac{p_1\phi_1 t}{8}) \\ & \leq 2d \exp(-\frac{p_1^2\phi_1^2\chi^2 t}{320(160x_{\max}^4b_{\max}^2\epsilon_{\max}^2 + x_{\max}^2b_{\max}\epsilon_{\max}p_1\phi_1\chi/3)}), \end{aligned}$$

Apply Proposition 5 we get

$$\begin{aligned} & \mathbb{P}(\sup_{x \in \mathcal{X}_1} \left| \frac{1}{|\tilde{\mathcal{S}}_{1,1}(t)|} \sum_{j \in \tilde{\mathcal{S}}_{1,1}(t)} \max_{a_2 \in \{1,2\}} \beta_{a_2,2}^T(B_1^T x + \epsilon_j^{(1)}) - \mathbb{E}[\max_{a_2 \in \{1,2\}} \{\beta_{a_2,2}^T(B_1^T x + \epsilon^{(1)})\}] \right| > \frac{\chi}{2}, |\tilde{\mathcal{S}}_{1,1}(t)| \geq \frac{p_1 t}{4}) \\ & \leq \frac{25}{4} \exp(-\frac{p_1\chi^2 t}{665856b_{\max}^2x_{\max}^2}). \end{aligned}$$

By adding them all together we get the desired result.  $\square$

#### IV. Concentration of $\hat{Q}_{t,2}$ .

*Proof of Proposition 8.* By Proposition 4,

$$\begin{aligned} & \mathbb{P}(\max_{x \in \mathcal{X}_1} |\hat{Q}_{t,2}(x, a) - Q_2(x, a)| > \chi, \mathcal{M}_t) \\ & \leq \mathbb{P}(\|\beta_{a,2}(t) - \beta_{a,2}\| > \frac{\chi}{x_{\max}}, \lambda_{\min}(\hat{\Sigma}_{1,2}(t)) \geq \frac{p_1p_2\phi_2 t}{8}) \\ & \leq 2d \exp(-\frac{p_1^2p_2^2\phi_2^2\chi^2 t}{128dx_{\max}^2x_{\infty}^2\sigma^2}). \end{aligned}$$

$\square$

### A.3.5 Proof of Regret Upper Bound.

*Proof of Theorem 1.* Denote our algorithm as  $\mathcal{A}$ . We have

$$\begin{aligned}
R_T(\mathcal{A}) &= \sum_{t=1}^T \mathbb{E}[|Q_1(X_{t,1}, 1) - Q_1(X_{t,1}, 2)|\mathbb{I}\{A_{t,1} \neq a_{t,1}^*\} + |Q_2(X_{t,2}, 1) - Q_2(X_{t,2}, 2)|\mathbb{I}\{A_{t,2} \neq \hat{a}_{t,2}^*\}] \\
&\leq \underbrace{\sum_{t \in \mathcal{T}_0} 6b_{\max}x_{\max}}_{R^{(1)}} \\
&\quad + \underbrace{\sum_{t \notin \mathcal{T}_0} \mathbb{E}[6b_{\max}x_{\max}\mathbb{I}\{\mathcal{G}_{t-1}^C \cup \mathcal{M}_{t-1}^C \cup \mathcal{L}_{t-1}^C\}]}_{R^{(2)}} \\
&\quad + \underbrace{\sum_{t \notin \mathcal{T}_0} \mathbb{E}[|Q_1(X_{t,1}, 1) - Q_1(X_{t,1}, 2)|\mathbb{I}\{A_{t,1} \neq a_{t,1}^*, \mathcal{G}_{t-1} \cap \mathcal{M}_{t-1} \cap \mathcal{L}_{t-1}\}]}_{R^{(3)}} \\
&\quad + \underbrace{\sum_{t \notin \mathcal{T}_0} \mathbb{E}[|Q_2(X_{t,2}, 1) - Q_2(X_{t,2}, 2)|\mathbb{I}\{A_{t,2} \neq a_{t,2}^*, \mathcal{G}_{t-1} \cap \mathcal{M}_{t-1} \cap \mathcal{L}_{t-1}\}]}_{R^{(4)}}.
\end{aligned}$$

We now control each term of  $R^{(1)}$  to  $R^{(4)}$ .

**Step I. Controlling  $R^{(1)}$ .** By Lemma 2 and the construction of our forced sampling schedule,  $|\mathcal{T}_0| \leq 12q \log T + 16q^2$ , so

$$R^{(1)} \leq 24qb_{\max}x_{\max}(3 \log T + 4q).$$

**Step II. Controlling  $R^{(2)}$ .** By Proposition 6, Proposition 9 and Lemma 7, when  $t \geq 16q^2$  and  $t \in (\mathcal{T}_1^C \cap \mathcal{T}_2^C) \cup \{2^j q\}_{j \geq 4}$ ,

$$\begin{aligned}
\mathbb{P}(\mathcal{G}_t^C \cup \mathcal{M}_t^C \cup \mathcal{L}_t^C) &\leq \mathbb{P}(\mathcal{G}_t^C) + \mathbb{P}(\mathcal{M}_t^C) + \mathbb{P}(\mathcal{M}_t \cup \mathcal{L}_t^C) \\
&\leq \frac{640.5}{t^2} + 2 \exp\left(-\frac{p_1^2 t}{24}\right) + 2d \exp\left(-\frac{p_1 \phi_1 t}{32x_{\max}^2}\right) + 2 \exp\left(-\frac{p_1^2 p_2^2 t}{24}\right) \\
&\quad + 2d \exp\left(-\frac{p_1 p_2 \phi_2 t}{32x_{\max}^2}\right) + 4d \exp\left(-\frac{B_{\max}^2 p_1^2 \phi_1^2 t}{16(8x_{\max}^2 \epsilon_{\max}^2 + x_{\max} \epsilon_{\max} B_{\max} p_1 \phi_1 / 3)}\right) \\
&\triangleq f_0(t).
\end{aligned}$$

Therefore,

$$\begin{aligned}
R^{(2)} &= 6b_{\max}x_{\max} \sum_{t \notin \mathcal{T}_0} \mathbb{P}(\mathcal{G}_{t-1}^C \cup \mathcal{M}_{t-1}^C \cup \mathcal{L}_{t-1}^C) \\
&\leq 6b_{\max}x_{\max} \sum_{t=16q^2}^{T-1} f_0(t-1) \\
&\leq 6b_{\max}x_{\max} \int_{t=1}^{\infty} f_0(t) dt \\
&\leq 6b_{\max}x_{\max} (640.5 + \frac{48}{p_1^2} + \frac{64dx_{\max}^2}{p_1\phi_1} + \frac{48}{p_1^2p_2^2} + \frac{64dx_{\max}^2}{p_1p_2\phi_2} + \frac{64d(8x_{\max}^2\epsilon_{\max}^2 + x_{\max}\epsilon_{\max}B_{\max}p_1\phi_1/3)}{B_{\max}^2p_1^2\phi_1^2}).
\end{aligned}$$

**Step III. Controlling  $R^{(3)}$ .** For any  $t \notin \mathcal{T}_0$ , when  $\mathcal{G}_{t-1}$  holds,  $\tilde{Q}_{t-1,1}(X_{t,1}, a) - \tilde{Q}_{t-1,1}(X_{t,1}, 3-a) > \frac{h_1}{2}$  implies  $Q_1(X_{t,1}, a) - Q_1(X_{t,1}, 3-a) > 0$ , so we never make mistakes when we use only the  $\tilde{Q}$  estimators to make decision. Define

$$\begin{aligned}
D_1(t) &= \{\hat{Q}_{t-1,1}(X_{t,1}, 1) - \hat{Q}_{t-1,1}(X_{t,1}, 2) \leq 0, Q_1(X_{t,1}, 1) - Q_1(X_{t,1}, 2) \in (0, h_1], \mathcal{M}_{t-1} \cap \mathcal{L}_{t-1}\} \\
&\supseteq \{|\tilde{Q}_{t-1,1}(X_{t,1}, 1) - \tilde{Q}_{t-1,1}(X_{t,1}, 2)| \leq \frac{h_1}{2}, \hat{Q}_{t-1,1}(X_{t,1}, 1) - \hat{Q}_{t-1,1}(X_{t,1}, 2) \leq 0, \\
&\quad Q_1(X_{t,1}, 1) - Q_1(X_{t,1}, 2) > 0, \mathcal{G}_{t-1} \cap \mathcal{M}_{t-1} \cap \mathcal{L}_{t-1}\},
\end{aligned}$$

$$D_2(t) = \{\hat{Q}_{t-1,1}(X_{t,1}, 2) - \hat{Q}_{t-1,1}(X_{t,1}, 1) \leq 0, Q_1(X_{t,1}, 2) - Q_1(X_{t,1}, 1) \in (0, h_1], \mathcal{M}_{t-1} \cap \mathcal{L}_{t-1}\}.$$

We have

$$R^{(3)} \leq \sum_{t \notin \mathcal{T}_0} \mathbb{E}[|Q_1(X_{t,1}, 1) - Q_1(X_{t,1}, 2)| \mathbb{I}\{D_1(t) \cup D_2(t)\}].$$

For any  $t \notin \mathcal{T}_0$  and  $r = 0, 1, 2, \dots$ , define

$$\mathcal{B}_{1,r}(t) = \{2r\delta_t \leq Q_1(X_{t,1}, 1) - Q_1(X_{t,1}, 2) \leq 2(r+1)\delta_t\},$$

where  $\delta_t$  is a parameter that we will choose later to minimize regret. Since

$$D_1(t) \subseteq \cup_{r=0}^{\lfloor h_1/(2\delta_t) \rfloor} \{\hat{Q}_{t-1,1}(X_{t,1}, 1) - \hat{Q}_{t-1,1}(X_{t,1}, 2) \leq 0, \mathcal{B}_{1,r}(t), \mathcal{M}_{t-1} \cap \mathcal{L}_{t-1}\},$$

we have

$$\begin{aligned}
&\mathbb{E}[|Q_1(X_{t,1}, 1) - Q_1(X_{t,1}, 2)| \mathbb{I}\{D_1(t)\}] \\
&\leq 2\delta_t \sum_{r=0}^{\lfloor h_1/(2\delta_t) \rfloor} (r+1) \mathbb{P}(\hat{Q}_{t-1,1}(X_{t,1}, 1) - \hat{Q}_{t-1,1}(X_{t,1}, 2) \leq 0, \mathcal{M}_{t-1} \cap \mathcal{L}_{t-1}, \mathcal{B}_{1,r}(t)).
\end{aligned}$$



Moreover, when  $\mathcal{B}_{1,r}(t)$  holds,  $\hat{Q}_{t-1,1}(X_{t,1}, 1) - \hat{Q}_{t-1,1}(X_{t,1}, 2) \leq 0$  implies either  $|Q_1(X_{t,1}, 1) - \hat{Q}_{t-1,1}(X_{t,1}, 1)| \geq r\delta_t$  or  $|Q_1(X_{t,1}, 2) - \hat{Q}_{t-1,1}(X_{t,1}, 2)| \geq r\delta_t$ . By a union bound,

$$\begin{aligned}
& \mathbb{P}(\hat{Q}_{t-1,1}(X_{t,1}, 1) - \hat{Q}_{t-1,1}(X_{t,1}, 2) \leq 0, \mathcal{M}_{t-1} \cap \mathcal{L}_{t-1}, \mathcal{B}_{1,r}(t)) \\
& \leq \sum_{a \in \{1,2\}} \mathbb{P}(|Q_1(X_{t,1}, a) - \hat{Q}_{t-1,1}(X_{t,1}, a)| \geq r\delta_t, \mathcal{M}_{t-1} \cap \mathcal{L}_{t-1}, \mathcal{B}_{1,r}(t)) \\
& \leq \sum_{a \in \{1,2\}} \mathbb{P}(\sup_{x \in \mathcal{X}_1} |Q_1(x, a) - \hat{Q}_{t-1,1}(x, a)| \geq r\delta_t, \mathcal{M}_{t-1} \cap \mathcal{L}_{t-1}, \mathcal{B}_{1,r}(t)) \\
& \leq \sum_{a \in \{1,2\}} \mathbb{P}(\sup_{x \in \mathcal{X}_1} |Q_1(x, a) - \hat{Q}_{t-1,1}(x, a)| \geq r\delta_t, \mathcal{M}_{t-1} \cap \mathcal{L}_{t-1}) \mathbb{P}(\mathcal{B}_{1,r}(t)),
\end{aligned}$$

where the last equality follows from the fact that  $X_{t,1}$  is independent of  $\max_{x \in \mathcal{X}_1} |\hat{Q}_{t-1,1}(x, a) - Q_1(x, a)|$  and  $\mathcal{M}_{t-1} \cap \mathcal{L}_{t-1}$  (depending only on events up to time  $t-1$ ).

By Proposition 7 and Assumption 2,

$$\begin{aligned}
& \mathbb{P}(\sup_{x \in \mathcal{X}_1} |Q_1(x, a) - \hat{Q}_{t-1,1}(x, a)| \geq r\delta_t, \mathcal{M}_{t-1} \cap \mathcal{L}_{t-1}) \mathbb{P}(\mathcal{B}_{1,r}(t)) \\
& \leq \min\{1, (6d + \frac{25}{4}) \exp(-C_1 r^2 \delta_t^2 (t-1))\} \mathbb{P}(\mathcal{B}_{1,r}(t)) \\
& \leq \gamma_1 (2(r+1)\delta_t)^{\alpha_1} \min\{1, (6d + \frac{25}{4}) \exp(-C_1 r^2 \delta_t^2 (t-1))\}.
\end{aligned}$$

If we set  $\delta_t = \frac{1}{\sqrt{C_1(t-1)}}$ , we have

$$\begin{aligned}
& \mathbb{E}[|Q_1(X_{t,1}, 1) - Q_1(X_{t,1}, 2)| \mathbb{I}\{D_1(t) \cup D_2(t)\}] \\
& \leq 8\gamma_1 \delta_t \sum_{r=0}^{\lfloor h_1/(2\delta_t) \rfloor} (r+1)(2(r+1)\delta_t)^{\alpha_1} \min\{1, 16d \exp(-C_1 r^2 \delta_t^2 (t-1))\} \\
& \leq \underbrace{2^{\alpha_1+3} \gamma_1 C_1^{-\frac{\alpha_1+1}{2}} (t-1)^{-\frac{\alpha_1+1}{2}} \sum_{r=0}^M (r+1)^{\alpha_1+1}}_{J_1} \\
& \quad + \underbrace{2^{\alpha_1+7} d \gamma_1 C_1^{-\frac{\alpha_1+1}{2}} (t-1)^{-\frac{\alpha_1+1}{2}} \sum_{r=M+1}^{\infty} (r+1)^{\alpha_1+1} \exp(-r^2)}_{J_2}.
\end{aligned}$$

We now control each term in the sum. Note that

$$\sum_{r=0}^M (r+1)^{\alpha_1+1} = \sum_{r=1}^{M+1} r^{\alpha_1+1} \leq \int_1^{M+2} r^{\alpha_1+1} dr = \frac{(M+2)^{\alpha_1+2} - 1}{\alpha_1 + 2} \leq \frac{1}{2} (M+2)^{\alpha_1+2},$$

so

$$J_1 \leq 2^{\alpha_1+2} \gamma_1 (M+2)^{\alpha_1+2} C_1^{-\frac{\alpha_1+1}{2}} (t-1)^{-\frac{\alpha_1+1}{2}}.$$

Moreover, when  $r \geq M+1 \geq \sqrt{(\alpha_1+4) \log((\alpha_1+4)d)}$ , we have

$$\begin{aligned} & r^2 - (\alpha_1+3) \log r - \log d \\ & \geq (\alpha_1+4) \log((\alpha_1+4)d) - \frac{1}{2}(\alpha_1+3)(\log(\alpha_1+4) + \log \log((\alpha_1+4)d)) - \log d \\ & \geq (\alpha_1+4) \log((\alpha_1+4)d) - \frac{1}{2}(\alpha_1+3)(\log((\alpha_1+4)d) + \log((\alpha_1+4)d)) - \log((\alpha_1+4)d) \\ & = 0, \end{aligned}$$

so  $(r+1)^{\alpha_1+1} e^{-r^2} \leq (2r)^{\alpha_1+1} e^{-r^2} \leq \frac{2^{\alpha_1+1}}{dr^2}$ . Therefore,

$$J_2 \leq 2^{\alpha_1+7} d \gamma_1 C_1^{-\frac{\alpha_1+1}{2}} (t-1)^{-\frac{\alpha_1+1}{2}} \sum_{r=M+1}^{\infty} \frac{2^{\alpha_1+1}}{dr^2} \leq 2^{2\alpha_1+9} \gamma_1 C_1^{-\frac{\alpha_1+1}{2}} (t-1)^{-\frac{\alpha_1+1}{2}}.$$

Summing up over  $t \notin \mathcal{T}_0$ , we have

$$\begin{aligned} R^{(3)} & \leq \sum_{t=16q^2}^T 2^{\alpha_1+2} \gamma_1 C_1^{-\frac{\alpha_1+1}{2}} ((M+2)^{\alpha_1+2} + 2^{\alpha_1+7}) (t-1)^{-\frac{\alpha_1+1}{2}} \\ & \leq 2^{\alpha_1+2} \gamma_1 C_1^{-\frac{\alpha_1+1}{2}} ((M+2)^{\alpha_1+2} + 2^{\alpha_1+7}) \int_{t=1}^T t^{-\frac{\alpha_1+1}{2}} dt. \end{aligned}$$

Lastly, by basic calculus we get

$$\int_{t=1}^T t^{-\frac{\alpha_1+1}{2}} dt \leq \begin{cases} \frac{2}{1-\alpha_1} T^{\frac{1-\alpha_1}{2}}, & \alpha_1 < 1 \\ \log T, & \alpha_1 = 1 \\ \frac{2}{\alpha_1-1}, & \alpha_1 > 1 \end{cases}$$

**Step IV. Controlling  $R^{(4)}$ .** The proof of this part is almost analogous to the proof in Step III except for changing some constants. The only major difference is that, if we let

$$\mathcal{B}_{2,r}(t) = \{2r\delta_t^{(2)} \leq Q_2(X_{t,2}, 1) - Q_2(X_{t,2}, 2) \leq 2(r+1)\delta_t^{(2)}\},$$

since the distribution of  $X_{t,2}$  depends on which arm we pull in the first period, we have

$$\begin{aligned} \mathbb{P}(\mathcal{B}_{2,r}(t)) & \leq \sum_{a \in \{1,2\}} \mathbb{P}_{X \sim \mathcal{P}_X, \epsilon \sim \mathcal{P}_{\epsilon(a)}}(0 < |Q_2(B_a^T X + \epsilon, 1) - Q_2(B_a^T X + \epsilon, 2)| \leq 2(r+1)\delta_t^{(2)}) \\ & \leq 2\gamma_2(2(r+1)\delta_t^{(2)})^{\alpha_2}. \end{aligned}$$

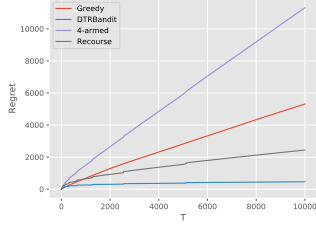
Following similar arguments as in Step III, we get

$$R^{(4)} \leq \begin{cases} 2^{\alpha_2+4}(1-\alpha_2)^{-1}\gamma_2 C_2^{-\frac{\alpha_2+1}{2}} ((M+2)^{\alpha_2+2} + 2^{\alpha_2+4}) T^{\frac{1-\alpha_2}{2}}, & \alpha_2 < 1 \\ 2^{\alpha_2+3}\gamma_2 C_2^{-\frac{\alpha_2+1}{2}} ((M+2)^{\alpha_2+2} + 2^{\alpha_2+4}) \log T, & \alpha_2 = 1 \\ 2^{\alpha_2+4}(\alpha_2-1)^{-1}\gamma_2 C_2^{-\frac{\alpha_2+1}{2}} ((M+2)^{\alpha_2+2} + 2^{\alpha_2+4}), & \alpha_2 > 1 \end{cases}$$

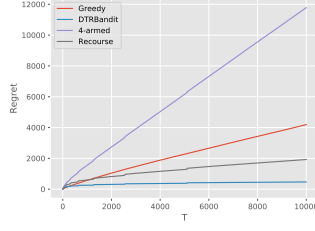
□

## B More Simulation Results

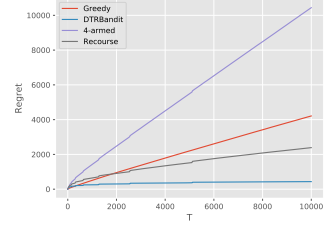
In this section, we provide more simulation results for Section 5.2 with different  $h_1, h_2, q$  inputs. Here we simulate 192 independent paths with  $T = 10000$  for each parameter choice, and we let  $h_1 = h_2 \triangleq h$  in all experiments. From Fig. 3 we can see that empirically, our algorithm is very robust to the choices of  $h, q$  parameters, and we can achieve  $O(\log T)$  regret even when our chosen  $q$  is much smaller than what is required in Theorem 1.



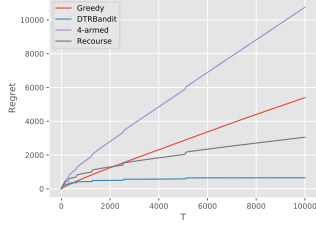
(a)  $q = 5, h = 0.3$



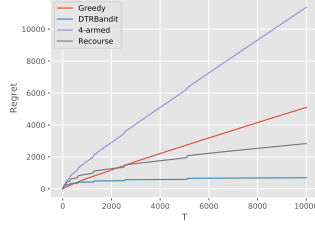
(b)  $q = 5, h = 0.5$



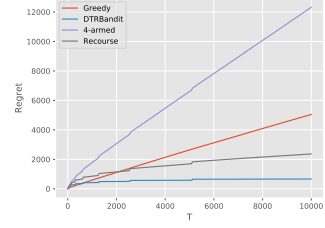
(c)  $q = 5, h = 1$



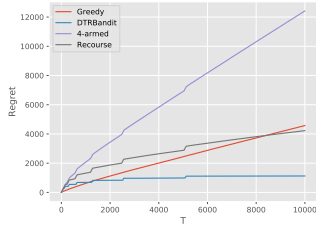
(d)  $q = 10, h = 0.3$



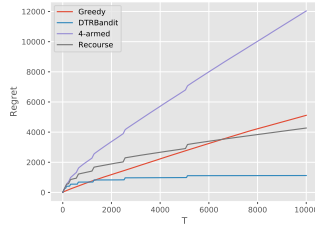
(e)  $q = 10, h = 0.5$



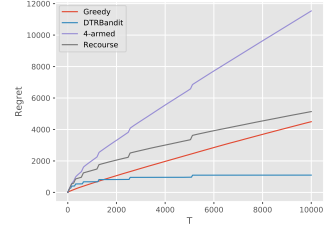
(f)  $q = 10, h = 1$



(g)  $q = 20, h = 0.3$



(h)  $q = 20, h = 0.5$



(i)  $q = 20, h = 1$

Figure 3: Expected regret of different algorithms with different  $h$  and  $q$  inputs.