

# Deep Lagrangian Constraint-based Propagation in Graph Neural Networks

Matteo Tiezzi, Giuseppe Marra, Stefano Melacci, *Member, IEEE*, and Marco Maggini

**Abstract**—Several real-world applications are characterized by data that exhibit a complex structure that can be represented using graphs. The popularity of deep learning techniques renewed the interest in neural architectures able to process these patterns, inspired by the Graph Neural Network (GNN) model. GNNs encode the state of the nodes of the graph by means of an iterative diffusion procedure that, during the learning stage, must be computed at every epoch, until the fixed point of a learnable state transition function is reached, propagating the information among the neighbouring nodes. We propose a novel approach to learning in GNNs, based on constrained optimization in the Lagrangian framework. Learning both the transition function and the node states is the outcome of a joint process, in which the state convergence procedure is implicitly expressed by a constraint satisfaction mechanism, avoiding iterative epoch-wise procedures and the network unfolding. Our computational structure searches for saddle points of the Lagrangian in the adjoint space composed of weights, nodes state variables and Lagrange multipliers. This process is further enhanced by multiple layers of constraints that accelerate the diffusion process. An experimental analysis shows that the proposed approach compares favourably with popular models on several benchmarks.

**Index Terms**—Graph Neural Networks, Constraint-based Propagation, Lagrangian Optimization.



## 1 INTRODUCTION

NOWADAYS several real-world problems can be efficiently approached with Neural Networks, ranging from Computer Vision to Natural Language, from Bionformatics to Robotics. In the last decade, following the success of Deep Learning, neural models gained further popularity both in the scientific community and in the industry. Artificial Neural Networks are very flexible models with proved approximation capabilities, and their original processing and learning schemes have been extended in order to deal with structured inputs. While the original feed-forward model is able to process vectors of features as inputs, different architectures have been proposed to process sequences (Recurrent Neural Networks [1], [2]), groups of pixels (Convolutional Neural Networks [3]), directed acyclic graphs (Recursive Neural Networks [4], [5]), and general graph structures (Graph Neural Networks [6]). These models generally share the same learning mechanism based on error Backpropagation (BP) through the network architecture, that allows the computation of the gradient of the cost function with respect to the connection weights. When processing structured data the original BP schema is straightforwardly extended by the process of *unfolding*, that generates a network topology based on the current input structure by replicating a base neural network module (e.g. BP Through Time, BP Through Structure). However, recently, some authors [7], [8], [9] proposed a different approach to learning neural networks, where neural computations are expressed as constraints and the optimization is framed into the Lagrangian framework. These algorithms are naturally local and they can be used to learn any computational structure, both acyclical or cyclical. The main drawback of these methods is that they are quite memory inefficient; in particular, they need to keep extra-variables for each hidden neuron and for each example. This makes them inapplicable to large problems where BP is still the only viable option.

Graph Neural Networks (GNNs) [6] are neural models that are able to process input data represented as graphs. They exploit neural networks to learn task-dependent representations of the nodes of a graph, taking into account both the information that is locally attached to each node and the whole graph topology. GNNs are based on a pair of functions whose parameters (weights) are learned from data, that are the state transition function and the output function. The learning process requires, for each training epoch, an iterative diffusion mechanism that is repeated until it converges to a stable fixed point, requiring a multi-stage optimization procedure that is computationally expensive and less practical than models based on gradient-based optimization. The iterative process can be early stopped to speed-up the computation, but this ends up in limiting the quality of the outcome of the local encoding, virtually reducing the depth of the diffusion along the graph of the information carried by each node. In this paper, we propose a new learning mechanism for GNNs that is based on a Lagrangian formulation in which the relationship between each node and its neighborhood is represented by a set of constraints. Finding node state representations that fulfill the constraints is a simple way to rethink the computation of the fixed point of the aforementioned diffusion process. In particular, we can borrow tools from constrained optimization in the context of Neural Networks [10] to devise a learning scheme that is fully based on BP and where the state representations and the weights of the state transition and output functions are jointly optimized without the need of applying any separate iterative procedures at every training epoch.

Differently from the aforementioned Lagrangian-based training procedures [7], [8], [9], both the state transition function and the output function are classic BP-trainable models, that are shared by all the training examples, whereas the only additional variables of the learning problem are associated to the nodes of the graphs. This allows us to find a good trade off between the flexibility introduced by the Lagrangian-based formulation of the graph diffusion and the addition of new variables. We further extend this idea, originally

- The authors are with the Department of Information Engineering and Mathematics, University of Siena, 53100 Siena, Italy.
- Matteo Tiezzi is the corresponding author (mtiezzi@diism.unisi.it).

presented in [11], computing multiple representations of each node by means of a pipeline of constraints that very much resembles a multi-layer computational scheme. In particular, the evolving representation of each node is treated as new information attached to the node itself. Another state transition function is introduced, that has the use of such new information, while constraints enforce a parallel diffusion process that leads to the development of another representation of the node. This procedure can be replicated multiple times, thus simulating a deep constraining scheme that augments the representation capabilities of the GNN. Experimental results on several popular benchmarks emphasize the quality of the proposed model, hereafter referred to as Lagrangian Propagation GNN (LP-GNN), that compares favourably with the original GNN model and more recent variants.

The paper is organized as follows. Section 2 reviews the recent developments in the field of Neural Network models for processing graphs and learning methods based on the Lagrangian approach. Section 3 introduces the basics of the GNN model, whereas in Section 4 the proposed Lagrangian formulation of GNNs is described. Section 5 reports an experimental evaluation. Finally, conclusions are drawn in Section 6.

## 2 RELATED WORK

Despite the large ubiquity of data collected in Euclidean domains in which each sample is a fixed-length vector, a large number of application domains require to handle data that are characterized by an underlying structure that lays on a non-Euclidean domain, i.e. graphs [12] and manifolds [13]. Whilst commonly addressed in relational learning, such domains have been initially not taken into account by popular machine learning techniques, that have been mostly devised for grid-like and Euclidean structured data [12]. Early machine learning approaches for structured data were designed for directed acyclic graphs [5], [14], while a more generic framework (GNNs) was introduced in [6]. GNNs are able to deal with directed, undirected and cyclic graphs. The core idea behind GNNs is based on an iterative scheme of information diffusion among neighboring nodes, involving a propagation process aimed at reaching an equilibrium of the node states that represents a local encoding of the graph for a given task. Estimating such encoding is a computationally expensive process being based on the iterative computation of the fixed point of the state transition function. Some methods were aimed at simplifying this step, such as the scheme proposed in [15] that exploits gated recurrent units.

More recently, a large number of approaches were proposed by the scientific community, that further extended the aforementioned research direction. They differ in the choice of the neighborhood aggregation method and the graph level pooling scheme, and they can be categorized into two main areas. *Spectral approaches* exploit particular embeddings of the graph and convolution operations defined in the spectral domain [16]. However, they are characterized by computational drawbacks caused by the eigen-decomposition of the graph Laplacian. Simplified approaches are based on smooth reparametrization [17] or approximation of the spectral filters by a Chebyshev expansion [18]. Finally, in Graph Convolutional Networks (GCNs) [19], filters are restricted to operate in a 1-hop neighborhood of each node. *Spatial methods*, instead, directly exploit the graph topology, without the need of an intermediate representation. These approaches differ mainly in the definition of the aggregation operator used to compute the node states, that must be able to maintain weight sharing properties and to process

nodes with different numbers of neighbors. The PATCHY-SAN [20] model converts graph-structured data into a grid-structured representation, extracting and normalizing neighborhoods containing a fixed number of nodes. In [21] the model exploits a weight matrix for each node degree, whereas DCNNs [22] compute the hidden node representation by convolving the input channels with power series of the transition probability matrix, learning weights for each neighborhood degree. GraphSAGE [23] exploits different aggregation functions to merge the node neighborhood information. Deep GNNs [24] stack layers of GNNs to obtain a deep architecture. In the context of graph classification tasks, SortPooling [25] uses a framework based on DGCNNs with a pooling strategy, that performs pooling by ordering vertices. Finally, the representational and discriminative power of GNN models were explored in [26], also introducing the novel GIN model.

Departing from the GNN-related literature, our work also follows the path traced by those approaches that exploit optimization in the Lagrangian framework to train Neural Networks. A Lagrangian formulation of learning was studied in the seminal work of Yann LeCun [27], which proposed a theoretical framework for Backpropagation. More recently, Carreira and Wang [8] introduced the idea of training networks whose architecture is described by a constraint-based representation, implying an increase of the variables involved in the optimization. Their optimization scheme is based on quadratic penalties, aiming at finding an approximate solution of the problem that is then refined in a post-processing phase. Differently, [9] exploits closed-form solutions, where most of the architectural constraints are softly enforced, and further additional variables are introduced to parametrize the neuron activations. Marra et al. [7] propose a hard-constraining scheme based on the augmented Lagrangian and on the optimization procedure of [10], searching for saddle points in the adjoint space by a differential optimization process.

These approaches introduce a large flexibility in the learning process, making it *local*, in the sense that the computations of the gradients are not the outcome of a Backpropagation-like scheme over the whole network, but they only depend on groups of neighbouring neurons/weights. As a result, the computations of different layers can be carried out in parallel. Inspired by these ideas, other approaches [28] exploit a block-wise optimization schema on the neural network architecture.

In the proposed approach, Lagrangian Propagation-GNN (LP-GNN), we follow a novel mixed strategy that benefits from the simplicity of the Lagrangian-based approaches to overcome the aforementioned limitations of the state diffusion in GNNs. In particular, the majority of the computations still rely on Backpropagation while constraints are exploited only to define the diffusion mechanism. In order to intermix the Backpropagation-based modules with the constraints, we borrow tools for hard constraint optimization that were proposed in the context of Neural Networks [10]. This allows us to carry out both the optimization of the neural functions and the diffusion process at the same time, instead of alternating them into two distinct phases (as in [6]), with a theoretical framework supporting the formulation (Lagrangian optimization).

It has already been shown that algorithms on graphs can be effectively learned exploiting a constrained fixed-point formulation. For example, SSE [29] exploits the Reinforcement Learning *policy iteration* algorithm for the interleaved evaluation of the fixed point equation and the improvement of the transition and output functions. Our approach, starting from similar assumptions,

exploits the unifying Lagrangian framework for learning both the transition and the output functions. Thus, by framing the optimization algorithm into a standard gradient descent/ascent scheme, we are allowed to use recent update rules (e.g. Adam) without the need to resort to ad-hoc moving average updates.

### 3 GRAPH NEURAL NETWORKS

The term Graph Neural Network (GNN) refers to a general computational model, that exploits the inference and learning schemes of neural networks to process non Euclidean data, i.e., data organized as graphs.

Given an input graph  $G = (V, E)$ , where  $V$  is a finite set of *nodes* and  $E \subseteq V \times V$  collects the *arcs*, GNNs apply a two-phase computation on  $G$ . In the *encoding* (or *aggregation*) phase the model computes a state vector for each node in  $V$  by (iteratively) combining the states of neighboring nodes (i.e., nodes  $u, v \in V$  that are connected by an arc  $(u, v) \in E$ ). In the second phase, usually referred to as *output* (or *readout*), the latent representations encoded by the states stored in each node are exploited to compute the model output. The GNN can implement either a *node-focused* function, where an output is produced for each node of the input graph, or a *graph-focused* function, where the representations of all the nodes are aggregated to yield a single output for the whole input graph.

The GNN is defined by a pair of (learnable) functions, that respectively implement the *state transition* function  $f_a(\dots | \theta_{f_a})$  required in the encoding phase and the *output* function  $f_r(\dots | \theta_{f_r})$  exploited in the output phase. Both of them are implemented with neural networks whose parameters (weights and biases) are collected in  $\theta_{f_a}$  and  $\theta_{f_r}$ , respectively. Before going into further details on the arguments of the two functions, we introduce some notation. Let  $x_v \in \mathbb{R}^s$  be the state (encoding) of node  $v$ , that is a vector with  $s$  components. Each node can be eventually paired with a feature vector that represent node-related information that might be available in the considered task (often referred to as the *node label*), indicated with  $l_v \in \mathbb{R}^m$ . Similarly,  $l_{(v,u)} \in \mathbb{R}^d$  is the eventually available feature vector attached to arc  $(v, u) \in E$  (the *arc label*). Finally,  $\text{pa}[v] = \{u \in V : (u, v) \in E\}$  is the set of the *parents* of node  $v$  in  $G$ ,  $\text{ch}[v] = \{u \in V : (v, u) \in E\}$  are the *children* of  $v$  in  $G$ ,  $\text{ne}[v] = \text{pa}[v] \cup \text{ch}[v]$  are the *neighbors* of the node  $v$  in  $G$ .

The state of node  $v$  is the outcome of an iterative procedure in which the state transition function processes information from the neighborhood of  $v$  and from  $v$  itself to compute a vector embedding for each node. If we indicate with  $t$  the iteration index, we have

$$x_v^{(t)} = f_a \left( x_{\text{ne}[v]}^{(t-1)}, l_{\text{ne}[v]}, l_{(v, \text{ch}[v])}, l_{(\text{pa}[v], v)}, x_v^{(t-1)}, l_v \mid \theta_{f_a} \right), \quad (1)$$

where the three subscripts  $\text{pa}[v], \text{ch}[v], \text{ne}[v]$ , with an abuse of notation and for the sake of simplicity, provide a particular meaning to the symbol to which they are attached. In detail,  $x_{\text{ne}[v]}$  represents the *set* of the states of the nodes that are neighbours to node  $v$ , i.e.,  $\{x_u : u \in \text{ne}[v]\}$ , and the same rationale is used in  $l_{(v, \text{ch}[v])}$ , and  $l_{(\text{pa}[v], v)}$ . In Table 1, we report some alternative choices of the function  $f_a()$  in the existing literature. It should be noted that this function may depend on a variable number of inputs, given that the nodes  $v \in V$  may have different degrees  $\text{de}[v] = |\text{ne}[v]|$ . Moreover, in general, the proposed implementations are invariant

with respect to permutations of the nodes in  $\text{ne}[v]$ , unless some predefined ordering is given for the neighbors of each node.

Once the state transition function has been iterated  $T$  times, GNNs compute an output function on each node or on an aggregated representation of all the nodes of the graph (depending on the requirements of the task at hand), i.e.,

$$y_v = f_r \left( x_v^{(T)} \mid \theta_{f_r} \right), \quad (2a)$$

$$y_G = f_r \left( \{x_v^{(T)}, v \in V\} \mid \theta_{f_r} \right), \quad (2b)$$

where  $y_v$  is the output in the node-focused case, whereas  $y_G$  is the output in the graph-focused case.

The recursive application of the state transition function  $f_a()$  on the graph nodes yields a diffusion mechanism, whose range depends on  $T$ . In fact, by stacking  $t$  times the aggregation of 1-hop neighborhoods by  $f_a()$ , information of one node can be transferred to the nodes that are distant at most  $t$ -hops. The number  $t$  may be seen as the *depth* of the GNN and thus each iteration can be considered a different *layer* of the GNN. A sufficient number of layers is the key to achieve a useful encoding of the input graph for the task at hand and, hence, the choice is problem-specific. In the original GNN model [6], Eq. (1) is run until convergence of the state representation, i.e. until  $x_v^{(t)} \simeq x_v^{(t-1)}, \forall v \in V$ . This scheme corresponds to the computation of the *fixed point* of the state transition function  $f_a()$  on the input graph. In order to guarantee the convergence of this phase, the transition function is required to be a *contraction map*.

Henceforth, for compactness, we denote the state transition function, applied to a node  $v \in V$ , with:

$$f_{a,v} = f_a \left( x_{\text{ne}[v]}, l_{\text{ne}[v]}, l_{(v, \text{ch}[v])}, l_{(\text{pa}[v], v)}, x_v, l_v \mid \theta_{f_a} \right). \quad (3)$$

Basically, the encoding phase, through the iteration of  $f_a()$ , finds a solution to the fixed point problem defined by the *equality constraint*

$$\forall v \in V, \quad x_v = f_{a,v}. \quad (4)$$

When this condition is met, the states virtually encode the information contained in the whole graph. This diffusion mechanism, when run until convergence, can be computationally heavy and, hence, many recent GNN architectures apply only a fixed number of iterations  $T$  for all the nodes.

### 4 CONSTRAINT-BASED PROPAGATION

When considering the learning stage of the original GNN training algorithm, the computation of the fixed point (or of an approximation of it) is required at *each epoch* of the learning procedure. The gradient computation requires to take into account such relaxation procedure, by a Backpropagation schema that involves the replicas of the state transition network exploited during the iterative fixed point computation (*unfolding*). This is due to the fact that the computation in Graph Neural Networks is driven by the input graph topology, that defines a set of constraints among the state variables  $x_v, v \in V$ . In Section 3 we described how the fixed point computation aims at solving Eq. (4), that imposes an equality constraint between each node state and the way it is computed by the state transition function.

Learning in Neural Networks can be also cast as a constrained optimization problem and solved in the Lagrangian framework [8]. The problem consists in the minimization of the classical data fitting loss (and eventually a regularization term) subject to a set of *architectural* constraints that describe the computation

Method: Function	Reference	Implementation of $f_a$
GNN: Sum	Scarselli et al. [6]	$\sum_{u \in \text{ne}[v]} h(x_u, l_u, l_{(v,u)}, l_{(u,v)}, x_v, l_v   \theta_h)$
GIN: Sum	Xu et al. [26]	$h(x_v + \sum_{u \in \text{ne}[v]} x_u)$
GCN: Mean	Kipf and Welling [19]	$h\left(\frac{1}{ \text{ne}[v] +1} (x_v + \sum_{u \in \text{ne}[v]} x_u)\right)$
GraphSAGE: Max	Hamilton et al. [23]	$\max_{u \in \text{ne}[v]} h(x_u)$

TABLE 1: Common implementations of the state transition function  $f_a(\cdot)$ . The function  $h(\cdot)$  is implemented by a feedforward neural network with  $s$  outputs, whose input is the concatenation of its arguments (for example, in the first case the input consists of a vector of  $2s + 2m + 2d$  entries, with  $l_{(u,v)} \in \mathbb{R}^d$  and  $l_u \in \mathbb{R}^m$ ). For the sake of clarity, some of these formulas are reported in a simplified way w.r.t. the original proposal. For example, the “mean” function in [19] is a weighted mean, where the weights come from the normalized graph adjacency matrix, or the “max” function in [23] is followed by a concatenation.

performed on the data (for example, in feed-forward networks we can constrain the variable associated to the output of a neuron to be equal to the value of the activation function computed on the weighted sum of the neuron inputs [7]). The solution of the problem can be computed by finding the *saddle points* of the associated Lagrangian in the space defined by the learnable parameters and the Lagrange multipliers. In the specific case of GNNs [11], we can consider a Lagrangian formulation of the learning problem by adding free variables corresponding to the node states  $x_v$ , such that the fixed point is directly defined by the constraints themselves, as

$$\forall v \in V, \quad \mathcal{G}(x_v - f_{a,v}) = 0, \quad (5)$$

where  $\mathcal{G}(x)$  is a function characterized by  $\mathcal{G}(0) = 0$ , such that the satisfaction of the constraints implies the solution of Eq. (4). Apart from classical choices, like  $\mathcal{G}(x) = x$  or  $\mathcal{G}(x) = x^2$ , we can design different function shapes (see Section 5.2), with desired properties. For instance, a possible implementation is  $\mathcal{G}(x) = \max(\|x\|_1 - \epsilon, 0)$ , where  $\epsilon \geq 0$  is a parameter that can be used to tolerate a small slack in the satisfaction of the constraint. The original formulation of the problem would require  $\epsilon = 0$ , but by setting  $\epsilon$  to a small positive value it is possible to obtain a better generalization and tolerance to noise.

In the following, for simplicity, we will refer to a node-focused task, such that for some (or all) nodes  $v \in S \subseteq V$  of the input graph  $G$ , a target output  $y_v$  is provided as a supervision<sup>1</sup>. If  $L(f_r(x_v | \theta_{f_r}), y_v)$  is the loss function used to measure the target fitting approximation for node  $v \in S$ , the formulation of the learning task is:

$$\begin{aligned} & \min_{\theta_{f_a}, \theta_{f_r}, X} \sum_{v \in S} L(f_r(x_v | \theta_{f_r}), y_v) \\ & \text{subject to } \mathcal{G}(x_v - f_{a,v}) = 0, \quad \forall v \in V, \end{aligned} \quad (6)$$

where we already defined  $\theta_{f_a}$  and  $\theta_{f_r}$  as the weights of the MLPs implementing the state transition function and the output function, respectively, while  $X = \{x_v : v \in V\}$  is the set of the newly introduced free state variables.

This problem statement implicitly includes the definition of the fixed point of the state transition function since for each solution in the feasible region the constraints are satisfied, and hence the learned  $x_v$  are solutions of Eq. (4). As introduced at the beginning of this Section, the constrained optimization problem of Eq. (6) can be faced in the Lagrangian framework by including a Lagrange

multiplier  $\lambda_v$  for each constraint, while the Lagrangian function  $\mathcal{L}(\theta_{f_a}, \theta_{f_r}, X, \Lambda)$  is defined as:

$$\mathcal{L}(\theta_{f_a}, \theta_{f_r}, X, \Lambda) = \sum_{v \in S} [L(f_r(x_v | \theta_{f_r}), y_v) + \lambda_v \mathcal{G}(x_v - f_{a,v})], \quad (7)$$

where  $\Lambda$  is the set of the  $|V|$  Lagrangian multipliers. We can find solution of the learning problem by optimizing an unconstrained optimization index and searching for saddle points in the adjoint space  $(\theta_{f_a}, \theta_{f_r}, X, \Lambda)$ . In detail, we aim at solving

$$\min_{\theta_{f_a}, \theta_{f_r}, X} \max_{\Lambda} \mathcal{L}(\theta_{f_a}, \theta_{f_r}, X, \Lambda), \quad (8)$$

that can be approached with gradient descent-based optimization with respect to the variables  $\theta_{f_a}, \theta_{f_r}, X$ , and gradient ascent with respect to the Lagrange multipliers  $\Lambda$  (see [10]). Interestingly, the gradient can be computed locally to each node, given the node-related variables and those of the neighboring nodes. In fact, the derivatives of the Lagrangian with respect to the involved parameters are<sup>2</sup>:

$$\frac{\partial \mathcal{L}}{\partial x_v} = L' f'_{r,v} + \lambda_v \mathcal{G}'_v (1 - f'_{a,v}) - \sum_{w: v \in \text{ne}[w]} \lambda_w \mathcal{G}'_w f'_{a,w} \quad (9)$$

$$\frac{\partial \mathcal{L}}{\partial \theta_{f_a}} = - \sum_{v \in S} \lambda_v \mathcal{G}'_v f'_{a,v} \quad (10)$$

$$\frac{\partial \mathcal{L}}{\partial \theta_{f_r}} = \sum_{v \in S} L' f'_{r,v} \quad (11)$$

$$\frac{\partial \mathcal{L}}{\partial \lambda_v} = \mathcal{G}_v \quad (12)$$

where  $f_{a,v}$  is defined in Eq. (3),  $f'_{a,v}$  is its derivative<sup>3</sup>,  $f_{r,v} = f_r(x_v | \theta_{f_r})$ ,  $f'_{r,v}$  is its derivative (with respect to  $\theta_{f_r}$ ),  $\mathcal{G}_v = \mathcal{G}(x_v - f_{a,v})$  and  $\mathcal{G}'_v$  is its first derivative, and, finally,  $L'$  is the first derivative of  $L$ . Being  $f_a$  and  $f_r$  implemented by feedforward neural networks, their derivatives are obtained easily by applying a classic Backpropagation scheme, in order to optimize the Lagrangian function in the descent-ascent procedure, aiming at reaching a saddle point, following [10]. Even if the proposed formulation adds the free state variables  $x_v$  and the Lagrange multipliers  $\lambda_v$ ,  $v \in V$ , there is no significant increase in the memory requirements since the state variables also need to be

1. For the sake of simplicity we consider only the case when a single graph is provided for learning. The extension for more graphs is straightforward for node-focused tasks, since they can be considered as a single graph composed by the given graphs as disconnected components.

2. When parameters are vectors, the reported gradients should be considered element-wise.

3. In Eq. (9) and Eq. (10) such derivative is computed with respect to the same argument as in the partial derivative on the left side.

memorized in the original formulation of GNNs, and there is just a single Lagrange multiplier for each node.

This novel approach in training Graph Neural Network has several interesting properties. The learning algorithm is based on a mixed strategy where (i.) Backpropagation is used to efficiently update the weights of the neural networks that implement the state transition and output functions, and (ii.) the diffusion mechanism evolves gradually by enforcing the convergence of the state transition function to a fixed point by virtue of the constraints. This introduces a significant difference with respect to running an iterative procedure at each epoch and, only afterwards, applying the backward stage of Backpropagation to update the weights of  $f_a$  and  $f_r$ , as done in classic GNNs. In the proposed scheme, both the neural network weights and the node state variables are simultaneously updated by gradient-based rules. The learning proceeds by jointly updating the function weights and by diffusing information among the nodes, through their state, up to a stationary condition where both the objective function is minimized and the state transition function has reached a fixed point of the diffusion process. This also introduces a strong simplification in the way the algorithm can be implemented in modern software libraries that commonly include automatic gradient computation.

#### 4.1 Complexity analysis

Common graph models exploit synchronous updates among all nodes and multiple iterations for the node state embedding, with a computational complexity for each parameter update  $\mathcal{O}(T(|V| + |E|))$ , where  $T$  is the number of iterations,  $|V|$  the number of nodes and  $|E|$  the number of edges. By simultaneously carrying on the optimization of neural models and the diffusion process, our scheme relies only on 1-hop neighbors for each parameter update, hence showing a computational cost of  $\mathcal{O}(|V| + |E|)$ . From the memory cost viewpoint, the persistent state variable matrix requires  $\mathcal{O}(|V|)$  space. However, it represents a much cheaper cost than most of GNN models, usually requiring  $\mathcal{O}(T|V|)$  space. In fact, those methods need to store all the intermediate state values of all the iterations, for a latter use in back-propagation.

#### 4.2 Layered GNNs

The GNN computation of Eq. (1) may exploit a Multi-Layer Neural Network with any number of hidden layers to implement the state transition function  $f_a$ . By using more layers in this network, the model is able to learn more complex functions to diffuse the information on the graph, but the additional computation is completely local to each node. A different approach to yield a deep structure is to add layers to the state computation mechanism, in order to design a Layered GNN [24]. Basically, a set of  $K$  states  $\{x_{v,k}, k = 0, \dots, K-1\}$  is computed for each node  $v \in V$ . The state of the first layer,  $x_{v,0}$ , is computed by Eq. (1) and it becomes a labeling of node  $v$  that can be used to compute the state of the node at the following layer, i.e.,  $x_{v,1}$ . More generally, at layer  $k+1$  we have the use of the node label  $l_v^{k+1} = x_{v,k}$ . A different state transition function  $f_a^k$  may be exploited at each layer. Formally, the computation is performed by the following schema for each layer  $k > 0$ :

$$x_{v,k}^{(t)} = f_a^k(x_{\text{ne}[v],k}^{(t-1)}, x_{v,k}^{(t-1)}, x_{v,k-1} | \theta_{f_a^k}), \quad (13)$$

whereas the states of the first layer  $x_{v,0}$  are computed by Eq. (1). The model outputs are computed by applying the output network  $f_r$  to the states  $x_{v,K-1}$  available at the last layer.

The proposed implementation is a simplification of the more general model that may process the neighboring node and arc labels  $l_{\text{ne}[v]}, l_{(v,\text{ch}[v])}, l_{(\text{pa}[v],v)}$  (and also additional node labels to augment  $l_v$ ) again at each layer<sup>4</sup>.

Following the original GNN computation schema, the states need to be sequentially computed layer-by-layer applying the relaxation procedure to reach the fixed point: when moving to layer  $k$  the states computed by the previous layer  $k-1$  are considered constant inputs, as shown in Eq. (13). As a result, Layered GNNs may be computationally demanding since they require to compute the fixed point for each layer in the forward phase, and to backpropagate the information through the resulting unfoldings in the backward phase.

In order to overcome these issues, we can exploit the locality in the computations of the proposed Lagrangian formulation by considering the state variables  $x_{v,k}$  at each node and layer as free variables. Once we introduce new layer-wise constraints with the same structure of Eq. (5), the proposed learning problem can be generalized to multiple layers as follows:

$$\begin{aligned} \min_{\Theta_{f_a}, \theta_{f_r}, X} \sum_{v \in S} L(f_r(x_{v,K-1} | \theta_{f_r}), y_v) \\ \text{subject to } \mathcal{G}(x_{v,k} - f_{a,v}^k) = 0, \quad \forall v \in V, \forall k \in [0, K-1] \end{aligned} \quad (14)$$

where  $\Theta_{f_a} = [\theta_{f_a^0}, \dots, \theta_{f_a^{K-1}}]$  collects the weights of the neural networks implementing the transition function of each layer, and  $X$  collect the states  $x_{v,k}$  for each node and layer. The notation  $f_{a,v}^k$  is a straightforward extension of the one proposed in Eq. (3), taking into account the schema defined by Eq. (13), where  $f_{a,v}^k$ , with  $k > 0$ , is function of  $x_v^{k-1}$ . In this context,  $f_{a,v}^0$  corresponds to the original definition. Our approach not only allows us to jointly optimize the weights of the networks and diffuse the information along the graph, but also to propagate the information through the layers, where, for each of them, a progressively more informed diffusion process is carried on and optimized.

## 5 EXPERIMENTS

We implemented the algorithm described in the previous sections using TensorFlow<sup>5</sup>. The implementation exploits the TensorFlow facilities to compute the gradients (Eq. (9)-(12)), while we updated the parameters of the problem of Eq. (8) using the Adam optimizer [30]. For the comparison with the original GNN model, we exploited the GNN Tensorflow implementation<sup>6</sup> introduced in [31].

As it will be further investigated in Section 5.4, in our proposed algorithm, the diffusion process is turned itself into an optimization process that must be carried out both when learning and when making predictions. As a matter of fact, inference itself requires the diffusion of information through the graph, that, in our case, corresponds with satisfying the constraints of Eq. (5). For this reason, the testing phase requires a (short) optimization routine to be carried out, that simply looks for the satisfaction of Eq. (5) for test nodes, and it is implemented using the same code that is

4. The model can be also extended by considering an output function  $f_r^k$  for each layer such that the output  $y_{n,k-1}$  at layer  $k-1$  is concatenated to  $x_{v,k-1}$  for each node as input for the following layer. These intermediate outputs can be subject to the available supervisions [24].

5. <https://www.tensorflow.org>

6. The framework is available at <https://github.com/mtiezzi/gnn>. The documentation is available at <http://sailab.diism.unisi.it/gnn/>

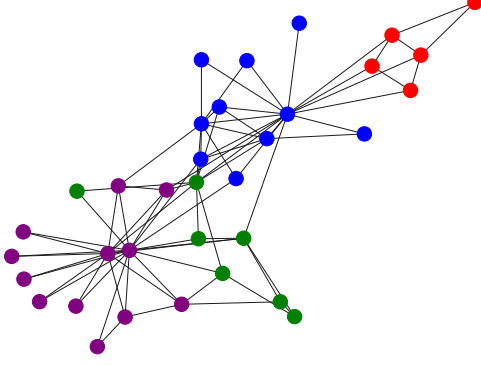


Fig. 1: The karate club dataset. This is a simple and well-known dataset exploited to perform a qualitative analysis of the behaviour of our model. Nodes have high intra-class connections and low inter-class connections. Each color is associated to a different class (4 classes).

used to optimize Eq. (8), avoiding to update the state transition and output functions.

### 5.1 Qualitative analysis

When analyzing graphs, a very interesting analysis [19] consists in having a look at how latent representations of nodes (states) evolve during the learning process. Indeed, when the dependence of the state transition function on the available node-attached features ( $l_v^0$ ) is reduced or completely removed, the algorithm can only rely on the topology of the graph to perform the classification task at hand. In this setting, the states are continuous representations of topological features of the nodes in the graph and the LP-GNN model would implicitly learn a metric function in this continuous space. For this reason, we would expect that nodes belonging to the same class are placed close to each other in the embedding space.

In order to perform this evaluation, we exploit the simple and well-known Zachary Karate Club dataset [32]. The data was collected from the members of a university karate club by Wayne Zachary in 1977. Each node represents a member of the club, and each edge represents a tie between two members. There are 34 nodes, connected by 154 (undirected and unweighted) edges. Every node is labeled by one out of four classes, obtained via modularity-based clustering (see Figure 1).

We trained a layered LP-GNN with three state layers ( $K = 3$ ). In order to visualize the node states and how they change over time, we set the state dimension of the last layer to 2 units and we used a shallow softmax regressor as output function, to force a linear separation among classes. Moreover, node-attached features of the given data were totally removed in order to force the algorithm to exploit only structural properties in the solution of the classification task. Figure 2 shows how the node states evolve over time, starting from an initialization composed of zero-only states (i.e. node states are initialized to a zero value) and then they move progressively toward four distinct areas of the 2D embedding space, one for each class. Since features of nodes were removed, the distinct areas of the space group nodes only with similar topological features.

### 5.2 Artificial Tasks

We consider the two tasks of subgraph matching and clique localization. These tasks represent different challenges for the proposed model. We first describe the main features of the considered tasks, and, afterward, we describe the experimental results.

**Subgraph Matching:** Given a graph  $G$  and a graph  $S$  such that  $|S| \leq |G|$ , the subgraph matching problem consists in finding the nodes of a subgraph  $\hat{S} \subset G$  which is isomorphic to  $S$ . The task is that of learning a function  $\tau_S$ , such that  $\tau_S(G, n) = 1, n \in V$ , when the node  $n$  belongs to the given subgraph  $S$ , otherwise  $\tau_S(G, n) = 0$ . The target subgraph  $S$  is predefined in the learning phase by providing examples of graphs  $G$  that contain  $S$  (the nodes of  $G$  that define the subgraph  $S$  have a supervision equal to 1). The problem of finding a given subgraph is common in many practical problems and corresponds, for instance, to finding a particular small molecule inside a greater compound. An example of a subgraph structure is shown in Figure 3. The dataset we considered is composed of 100 different graphs, each one having 7 nodes. The number of nodes of the target subgraph  $S$  is instead 3.

**Clique localization:** A clique is a complete graph, i.e. a graph in which each node is connected with all the others. In a network, overlapping cliques (i.e. cliques that share some nodes) are admitted. Clique localization is a particular instance of the subgraph matching problem, with  $S$  being complete. However, the several symmetries contained in a clique makes the graph isomorphism test more difficult. Indeed, it is known that the graph isomorphism has polynomial time solutions only in absence of symmetries. A clique example is shown in Figure 4. In the experiments, we consider a dataset composed by graphs having 7 nodes each, where the dimension of the maximal clique is 3 nodes.

We designed a batch of experiments on these two tasks aimed at validating our simple local optimization approach to constraint-based networks. In particular, we want to show that our optimization scheme can learn better transition and output functions than the corresponding GNN of [6], [31]. Moreover, we want to investigate the behaviour of the algorithm for different choices of the function  $\mathcal{G}(x)$ , i.e. when changing how we enforce the state convergence constraints. In particular, we tested functions with different properties:  $\epsilon$ -insensitive functions, i.e.  $\mathcal{G}(x) = 0, \forall x : -\epsilon \leq x \leq \epsilon$ , *unilateral functions*, i.e.  $\mathcal{G}(x) \in \mathbb{R}^+$ , and *bilateral functions*, i.e.  $\mathcal{G}(x) \in \mathbb{R}$  (a  $\mathcal{G}$  function is either unilateral or bilateral). Table 2 reports the definition of the considered functions showing if they are  $\epsilon$ -insensitive, bilateral or unilateral.

Following the experimental setting of [6], [31], we exploited a training, validation and test set having the same size, i.e. 100 graphs each. We tuned the hyperparameters on the validation data, by selecting the node state dimension from the set  $\{5, 10, 35\}$ , the dropout drop-rate from the set  $\{0, 0.7\}$ , the state *transition function* from  $\{f_{a,v}^{(\text{SUM})}, f_{a,v}^{(\text{AVG})}\}$ , where

$$f_{a,v}^{(\text{SUM})} = \sum_{u \in ne[v]} h(x_u, l_u, l_{(v,u)}, l_{(u,v)}, x_v, l_v \mid \theta_h)$$

$$f_{a,v}^{(\text{AVG})} = \frac{1}{|ne[v]|} \sum_{u \in ne[v]} h(x_u, l_u, l_{(v,u)}, l_{(u,v)}, x_v, l_v \mid \theta_h),$$

that are based on some of the aggregation functions of Table 1. Their number of hidden units was selected from  $\{5, 20, 50\}$ . The learning rate for parameters  $\theta_{f_a}$  and  $\theta_{f_r}$  is selected from the set  $\{10^{-5}, 10^{-4}, 10^{-3}\}$ , and the learning rate for the variables  $x_v$  and  $\lambda_v$  from the set  $\{10^{-4}, 10^{-3}, 10^{-2}\}$ .

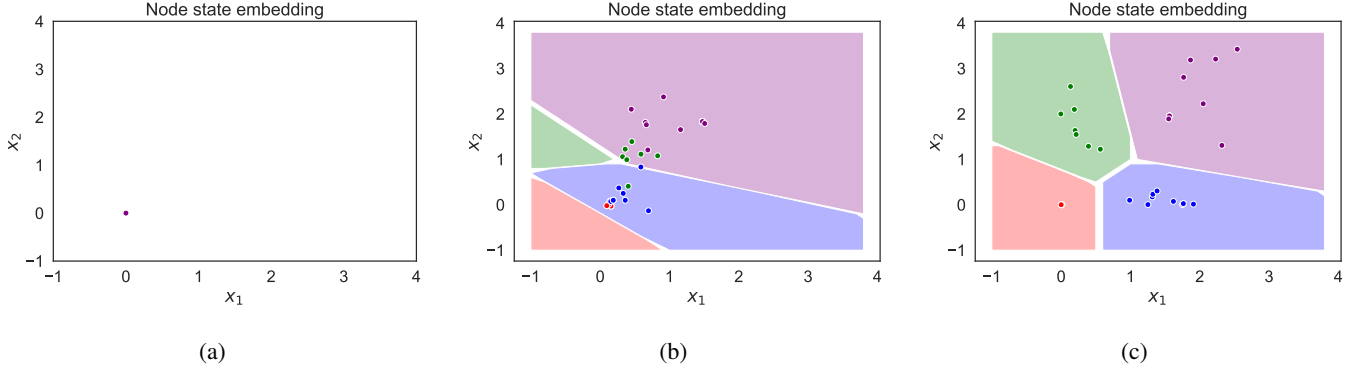


Fig. 2: Node state embeddings. Evolution of the node state embeddings at different stages of the learning process: (a) beginning, (b) after 200 epochs and (c) at convergence. We are not exploiting any node-attached features from the available data, so that the plotted node representations are the outcome of the diffusion process only, which is capable of mapping the topology of the graph into meaningful latent representations. Each node is represented with the color of the given corresponding class (ground truth), while the four background colors are the predictions of the output function learned by our model. The model learns node state embeddings that are linearly separated with respect to the four classes.

TABLE 2: The considered variants of the  $\mathcal{G}$  function. By introducing  $\epsilon$ -insensitive constraint satisfaction, we can inject a controlled amount (i.e.  $\epsilon$ ) of tolerance of the constraint satisfaction into the hard-optimization scheme.

Function	$\text{lin}$ $\mathcal{G}(x) = x$	$\text{lin-}\epsilon$ $\mathcal{G}(x) = \max(x, \epsilon) - \max(-x, \epsilon)$	$\text{abs}$ $\mathcal{G}(x) =  x $	$\text{abs-}\epsilon$ $\mathcal{G}(x) = \max( x  - \epsilon, 0)$	$\text{squared}$ $\mathcal{G}(x) = x^2$
Unilateral	$\times$	$\times$	$\checkmark$	$\checkmark$	$\checkmark$
$\epsilon$ -insensitive	$\times$	$\checkmark$	$\times$	$\checkmark$	$\times$

TABLE 3: Accuracies on the artificial datasets, for the proposed model (Lagrangian Propagation GNN - LP-GNN) and the standard GNN model for different settings.

Model			Subgraph		Clique	
	$\mathcal{G}$	$\epsilon$	$\text{Acc}(\text{avg})$	$\text{Acc}(\text{std})$	$\text{Acc}(\text{avg})$	$\text{Acc}(\text{std})$
LP-GNN	$\text{abs}$	0.00	96.25	0.96	88.80	4.82
		0.01	<b>96.30</b>	0.87	88.75	5.03
		0.10	95.80	0.85	85.88	4.13
	$\text{lin}$	0.00	95.94	0.91	84.61	2.49
		0.01	95.94	0.91	85.21	0.54
		0.10	95.80	0.85	85.14	2.17
	$\text{squared}$	-	96.17	1.01	<b>93.07</b>	2.18
	GNN [6]	-	95.86	0.64	91.86	1.12

We compared our model with the equivalent GNN in [6], with the same number of hidden neurons of the  $f_a$  and  $f_r$  functions. Results are presented in Table 3. On average, LP-GNN perform favourably than vanilla GNN when the  $\mathcal{G}$  function is properly selected. Constraints characterized by *unilateral functions* usually offer better performances than equivalent bilateral constraints. This might be due to the fact that keeping constraints positive (as in unilateral constraints) provides a more stable learning process. Moreover, smoother constraints (i.e. *squared*) or  $\epsilon$ -insensitive constraints tend to perform slightly better than the other versions. This can be due to the fact that as the constraints move closer to 0 they tend to give a small or null contribution, for *squared* and *abs- $\epsilon$*  respectively, acting as regularizers.

### 5.3 Graph Classification

Graph-focused tasks consists in finding a common representation of the current input graph, yielding a single output, as stated by

Eq. (2b). To extract this unique embedding from the representations encoded by all the states available at each node, we implemented the following version of the *readout* function.

$$y_G = f_r^{(\text{SUM})}(\{x_v, v \in V\} | \theta_{f_r}) = f_r \left( \sum_{v \in V} f_{a,v} | \theta_{f_r} \right). \quad (15)$$

We selected 6 datasets that are popular for benchmarking GNN models. In particular, four of them are from bioinformatics (MUTAG, PTC, NCI1, PROTEINS) and two from social network analysis (IMDB-BINARY, IMDB-MULTI) [33].

The MUTAG dataset is composed of 188 mutagenic aromatic and heteroaromatic nitro compounds, having 7 discrete labels. PTC is characterized by 344 chemical compounds belonging to 19 discrete labels, reporting the carcinogenicity for male and female rats. The National Cancer Institute (NCI) made publicly available the NCI1 dataset (4100 nodes), consisting of chemical compounds



TABLE 4: Average and standard deviation of the classification accuracy on the graph classification benchmarks, evaluated on the test set, for different GNN models. The proposed model is denoted as LP-GNN and it is evaluated in two different configurations. LP-GNN-Single exploits only one layer of the diffusion mechanism, while LP-GNN-Multi exploits multiple layers as described in Section 4.2. It is interesting to note that, even if LP-GNN-Single exploits only a shallow representation of nodes, it performs, on average, on-par with respect to other state-of-the-art models. Finally, the LP-GNN-Multi model performs equally to or better than most of the competitors on most of the benchmarks.

Datasets	IMDB-B	IMDB-M	MUTAG	PROT.	PTC	NC11
# graphs	1000	1500	188	1113	344	4110
# classes	2	3	2	2	2	2
Avg # nodes	19.8	13.0	17.9	39.1	25.5	29.8
DCNN	49.1	33.5	67.0	61.3	56.6	62.6
PATCHYSAN	71.0 $\pm$ 2.2	45.2 $\pm$ 2.8	<b>92.6</b> $\pm$ 4.2	75.9 $\pm$ 2.8	60.0 $\pm$ 4.8	78.6 $\pm$ 1.9
DGCNN	70.0	47.8	85.8	75.5	58.6	74.4
AWL	74.5 $\pm$ 5.9	51.5 $\pm$ 3.6	87.9 $\pm$ 9.8	—	—	—
GRAPHSAGE	72.3 $\pm$ 5.3	50.9 $\pm$ 2.2	85.1 $\pm$ 7.6	75.9 $\pm$ 3.2	63.9 $\pm$ 7.7	77.7 $\pm$ 1.5
GIN	75.1 $\pm$ 5.1	<b>52.3</b> $\pm$ 2.8	89.4 $\pm$ 5.6	76.2 $\pm$ 2.8	64.6 $\pm$ 7.0	<b>82.7</b> $\pm$ 1.7
GNN	60.9 $\pm$ 5.7	41.1 $\pm$ 3.8	88.8 $\pm$ 11.5	76.4 $\pm$ 4.4	61.2 $\pm$ 8.5	51.5 $\pm$ 2.6
LP-GNN-SINGLE	65.3 $\pm$ 4.7	46.6 $\pm$ 3.7	90.5 $\pm$ 7.0	77.1 $\pm$ 4.3	64.4 $\pm$ 5.9	68.4 $\pm$ 2.1
LP-GNN-MULTI	<b>76.2</b> $\pm$ 3.2	51.1 $\pm$ 2.1	<b>92.2</b> $\pm$ 5.6	<b>77.5</b> $\pm$ 5.2	<b>67.9</b> $\pm$ 7.2	74.9 $\pm$ 2.4

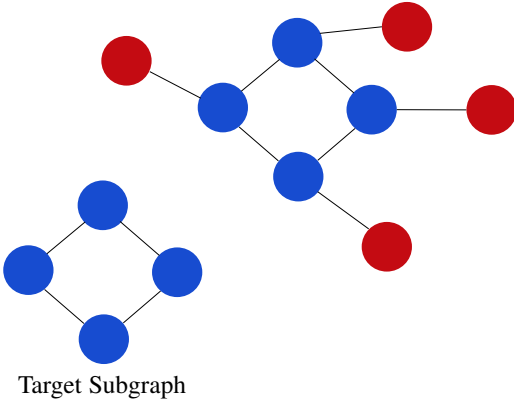


Fig. 3: An example of a subgraph matching problem, where the graph with the blue nodes is matched against the bigger graph.

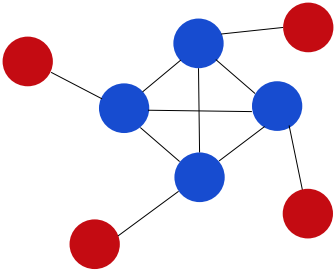


Fig. 4: An example of a graph containing a clique. The blue nodes represent a fully connected subgraph of dimension 4, whereas the red nodes do not belong to the clique.

screened for their ability to suppress or inhibit the growth of a panel of human tumor cell lines, having 37 discrete labels. Nodes in the PROTEINS dataset represent secondary structure elements (SSEs), with an edge connecting them if they are neighbors in the amino-acid sequence or in the 3D space. The set has 3 discrete labels, representing *helix*, *sheet* or *turn*. Regarding the social network datasets, IMDB-BINARY is a movie collaboration dataset collecting actor/actress and genre information of different movies extracted from the popular site IMDB. For each graph, nodes

represent actors/actresses, connected with edges if they appear in the same movie. Each graph is derived from a pre-specified movie category, and the task is to classify the genre it is derived from. In the IMDB-B dataset, the collaboration graphs are labelled with the two genres *Action* and *Romance*. The multi-class version of this dataset is IMDB-MULTI, which is composed by a balanced set of graphs belonging to the *Comedy*, *Romance* and *Sci-Fi* labels.

The main purpose of this kind of experiments is to show the ability of the model to strongly exploit the graph topology and structure. In fact, whilst in the bioinformatics graphs the nodes have categorical input labels ( $l_v^0$ ) (e.g. atom symbol), in the social networks sets there are no input node labels. In this case, we followed what has been recently proposed in [26], i.e. using one-hot encodings of node degrees. Dataset statistics are summarized in Table 4.

We compared the proposed Lagrangian Propagation GNN (LP-GNN) scheme with some of the state-of-the-art neural models for graph classification, such as Graph Convolutional Neural Networks. In particular, the models used in the comparison are: Diffusion-Convolutional Neural Networks (DCNN) [22], PATCHY-SAN [20], Deep Graph CNN (DGCNN) [25], AWL [34], GraphSAGE [23], GIN-GNN [26], original GNN [6]. For all the GNN-like models there are a number of layers equal to 5. We compared also two versions of our scheme: LP-GNN-Single, which is a shallow architecture with  $K = 1$ , and LP-GNN-Multi, which is a layered version of our model, as described in Section 4.2. It is important to notice that differently from LP-GNN-Single, all the convolutional models use a different transition function at each layer. This fact entails that, at a cost of a much larger number of parameters, they have a much higher representational power. Apart from original GNN, we report the accuracy as available in the referred papers.

We followed the evaluation setting of [20]. In particular, we performed 10-fold cross-validation and reported both the average and standard deviation of the accuracies across the 10 folds within the cross-validation. The stopping epoch is selected as the epoch with the best cross-validation accuracy averaged over the 10 folds. We tuned the hyperparameters by searching: (1) the number of hidden units for both the  $f_a$  and  $f_r$  functions from the set  $\{5, 20, 50, 70, 150\}$ ; (2) the state transition function from  $\{f_{a,v}^{(\text{SUM})}, f_{a,v}^{(\text{AVG})}\}$ ; (3) the dropout ratio from  $\{0, 0.7\}$ ; (4) the size of the node state  $x_v$  from  $\{10, 35, 50, 70, 150\}$ ; (5) learning rates



for both the  $\theta_{f_a}$ ,  $\theta_{f_r}$ ,  $x_v$  and  $\lambda_v$  from  $\{0.1, 0.01, 0.001\}$ .

Results are reported in Table 4. As previously stated and as it will be further discussed in Section 5.4, the LP-GNN-Single model offers performances that, on average, are preferable or on-par to the ones obtained by more complex models that exploit a larger amount of parameters. Finally, the LP-GNN-Multi model performs equally to or better than most of the competitors on most of the benchmarks.

## 5.4 Depth vs Diffusion

It is interesting to note that for current convolutional GNN models [20], [22], [23], [25], [26], [34] the role of the architecture depth is twofold. First, as it is common in deep learning, depth is used to perform a multi-layer feature extraction of node inputs, providing more and more representational power as depth increases. Secondly, it allows node information to flow through the graph fostering the realisation of a diffusion mechanism. Conversely, our model strictly splits these two processes. Diffusion is realised by looking for a fixed point of the state transition function, while deep feature extraction is realised by stacking multiple layers of node states, enabling a separate diffusion process at each layer. We believe this distinction to be a fundamental ingredient for a clearer understanding of which mechanism, between diffusion and node deep representation, is concurring in achieving specific performances.

In the previous section, we showed indeed that our diffusion mechanism paired only with a simple shallow representation of nodes (referred as LP-GNN-Single) is sufficient, in most cases, to match performances of much deeper and complex networks. In this section, we want to investigate further this aspect. In particular, we focused on the IMDB-B dataset. The choice of this dataset has to be attributed to the fact that it contains no node features. In this way, as done in Section 5.1, we can assure that the only information available to solve the task is the topological one. Other datasets, for example the simpler MUTAG, reach high level accuracies even without the structural information of the graph, by only exploiting node features.

We compared our model with the state-of-the-art GIN [26] model. For both models, we tested four architectures with  $\{1, 2, 3, 5\}$  GNN state layers. We want to show that in very shallow GNNs (one layer) our model can still perform fairly well, since the diffusion process is independent from the depth of the network. On the other side, the GIN model, as other graph convolutional networks, needs deep architectures with a larger number of parameters for the diffusion process to take place. We believe this to be a big advantage of our model w.r.t. convolutional architectures in all the cases where high representational power is not required.

Results are shown in Table 5. It can be noted that this task can reach the 96% of the top accuracies (75.1 and 76.2, respectively) using only 2 layers of GNN, for both the competitors. The great difference between the two approaches becomes clear in the architecture composed by only 1 layer. In this setting, the GIN model, like all the other convolutional architectures, can only exploit information contained in direct 1-hop neighbors, reaching a 52% accuracy (which is close to random in a binary classification task). On the contrary, our model can reach a 65.3% of accuracy (85% of the maximum accuracy). This is a signal of the fact that convolutional architectures need a second layer (and thus a larger number of parameters) mainly to perform diffusion at 2-hop neighbors rather than for exploiting a higher representational power.

Evaluation	Model	Number of State Layers			
		1	2	3	5
Absolute	GIN [26]	52	72.6	72.7	75.1
	LP-GNN	<b>65.3</b>	<b>73.7</b>	<b>73.9</b>	<b>76.2</b>
Relative	GIN [26]	69	96	97	100
	LP-GNN	<b>85</b>	96	97	100

TABLE 5: Depth vs Diffusion analysis. Absolute (top rows) and Relative (bottom rows) test accuracies on the IMDB-B dataset when the number of GNN state layers varies from 1 to 5 (i.e.  $K \in [1, 5]$ ). Here, the Relative accuracy represents the percentage of the current accuracy with respect to the maximum obtained performances. The state-of-the-art GIN [26] model and our proposed approach are compared.

## 6 CONCLUSIONS AND FUTURE WORK

We proposed an approach that simplifies the learning procedure of GNN models, making them more easily implementable and more efficient. The formulation of the learning task as a constrained optimization problem allows us to avoid the explicit computation of the fixed point, that is needed to encode the graph. The proposed framework defines how to jointly optimize the model weights and the state representations without the need of separate optimization stages. For this reason, our model can be easily implemented using modern machine learning libraries since it is completely based on Backpropagation. The constrained representation of the learning procedure can be replicated recursively multiple times, thus introducing different levels of abstraction and different representations, similarly to what happens in multi-layer networks.

We proposed and investigated constraining functions that allow the model to modulate the effects of the diffusion process. Our experiments have shown that the proposed approach leads to results that compare favourably with the ones of related models, and we investigated the effects of the constraining functions.

Due to the originality of what we described in this paper, several aspects of our model can be the subject of further investigations. Future work will be devoted to explore systematically the properties of the proposed algorithm in terms of convergence and complexity. Moreover, we plan to extend the experimental evaluation to verify the algorithm behaviour with respect to either the characteristics of the input graphs, such as the graph diameter, the variability in the node degrees, the type of node and arc features or to the model architecture (f.i. type of the state transition function, of the constraint function, etc.). Furthermore, the proposed constraint-based scheme can be extended to all the other methods proposed in the literature that exploit more sophisticated architectures.

## REFERENCES

- [1] R. J. Williams and D. Zipser, "A learning algorithm for continually running fully recurrent neural networks," *Neural Computation*, vol. 1, pp. 270–280, 1989.
- [2] S. Hochreiter and J. Schmidhuber, "Long short-term memory," *Neural computation*, vol. 9, no. 8, pp. 1735–1780, 1997.
- [3] Y. LeCun and Y. Bengio, "The handbook of brain theory and neural networks," in *The Handbook of Brain Theory and Neural Networks*, M. A. Arbib, Ed. Cambridge, MA, USA: MIT Press, 1998, ch. Convolutional Networks for Images, Speech, and Time Series, pp. 255–258. [Online]. Available: <http://dl.acm.org/citation.cfm?id=303568.303704>
- [4] C. Goller and A. Kuchler, "Learning task-dependent distributed representations by backpropagation through structure," in *Proceedings of International Conference on Neural Networks (ICNN'96)*, vol. 1, June 1996, pp. 347–352 vol.1.

- [5] P. Frasconi, M. Gori, and A. Sperduti, "A general framework for adaptive processing of data structures," *Trans. Neur. Netw.*, vol. 9, no. 5, pp. 768–786, Sep. 1998. [Online]. Available: <https://doi.org/10.1109/72.712151>
- [6] F. Scarselli, M. Gori, A. C. Tsoi, M. Hagenbuchner, and G. Monfardini, "The graph neural network model," *IEEE Trans. Neural Networks*, vol. 20, no. 1, pp. 61–80, 2009. [Online]. Available: <https://doi.org/10.1109/TNN.2008.2005605>
- [7] G. Marra, M. Tiezzi, S. Melacci, A. Betti, M. Maggini, and M. Gori, "Local propagation in constraint-based neural network," *arXiv preprint arXiv:2002.07720*, 2020.
- [8] M. Carreira-Perpinan and W. Wang, "Distributed optimization of deeply nested systems," in *Artificial Intelligence and Statistics*, 2014, pp. 10–19.
- [9] G. Taylor, R. Burmeister, Z. Xu, B. Singh, A. Patel, and T. Goldstein, "Training neural networks without gradients: A scalable admm approach," in *International conference on machine learning*, 2016, pp. 2722–2731.
- [10] J. C. Platt and A. H. Barr, "Constrained differential optimization," in *Neural Information Processing Systems*, 1988, pp. 612–621.
- [11] M. Tiezzi, G. Marra, S. Melacci, M. Maggini, and M. Gori, "A lagrangian approach to information propagation in graph neural networks," *arXiv preprint arXiv:2002.07684*, 2020.
- [12] M. M. Bronstein, J. Bruna, Y. LeCun, A. Szlam, and P. Vandergheynst, "Geometric deep learning: Going beyond euclidean data," *IEEE Signal Process. Mag.*, vol. 34, no. 4, pp. 18–42, 2017. [Online]. Available: <https://doi.org/10.1109/MSP.2017.2693418>
- [13] S. Melacci and M. Belkin, "Laplacian Support Vector Machines Trained in the Primal," *Journal of Machine Learning Research*, vol. 12, pp. 1149–1184, March 2011.
- [14] A. Sperduti and A. Starita, "Supervised neural networks for the classification of structures," *Trans. Neur. Netw.*, vol. 8, no. 3, pp. 714–735, May 1997. [Online]. Available: <http://dx.doi.org/10.1109/72.572108>
- [15] Y. Li, D. Tarlow, M. Brockschmidt, and R. S. Zemel, "Gated graph sequence neural networks," in *4th International Conference on Learning Representations, ICLR 2016, San Juan, Puerto Rico, May 2-4, 2016, Conference Track Proceedings*, 2016. [Online]. Available: <http://arxiv.org/abs/1511.05493>
- [16] J. Bruna, W. Zaremba, A. Szlam, and Y. LeCun, "Spectral networks and locally connected networks on graphs," in *2nd International Conference on Learning Representations, ICLR 2014, Banff, AB, Canada, April 14-16, 2014, Conference Track Proceedings*, 2014. [Online]. Available: <http://arxiv.org/abs/1312.6203>
- [17] M. Henaff, J. Bruna, and Y. LeCun, "Deep convolutional networks on graph-structured data," *CoRR*, vol. abs/1506.05163, 2015. [Online]. Available: <http://arxiv.org/abs/1506.05163>
- [18] M. Defferrard, X. Bresson, and P. Vandergheynst, "Convolutional neural networks on graphs with fast localized spectral filtering," in *Advances in Neural Information Processing Systems 29: Annual Conference on Neural Information Processing Systems 2016, December 5-10, 2016, Barcelona, Spain, 2016*, pp. 3837–3845. [Online]. Available: <http://papers.nips.cc/paper/6081-convolutional-neural-networks-on-graphs-with-fast-localized-spectral-filtering>
- [19] T. N. Kipf and M. Welling, "Semi-supervised classification with graph convolutional networks," in *5th International Conference on Learning Representations, ICLR 2017, Toulon, France, April 24-26, 2017, Conference Track Proceedings*, 2017. [Online]. Available: <https://openreview.net/forum?id=SJU4ayYgl>
- [20] M. Niepert, M. Ahmed, and K. Kutzkov, "Learning convolutional neural networks for graphs," in *Proceedings of the 33rd International Conference on Machine Learning, ICML 2016, New York City, NY, USA, June 19-24, 2016*, 2016, pp. 2014–2023. [Online]. Available: <http://jmlr.org/proceedings/papers/v48/niepert16.html>
- [21] D. K. Duvenaud, D. Maclaurin, J. Aguilera-Iparraguirre, R. Gómez-Bombarelli, T. Hirzel, A. Aspuru-Guzik, and R. P. Adams, "Convolutional networks on graphs for learning molecular fingerprints," in *Advances in Neural Information Processing Systems 28: Annual Conference on Neural Information Processing Systems 2015, December 7-12, 2015, Montreal, Quebec, Canada, 2015*, pp. 2224–2232. [Online]. Available: <http://papers.nips.cc/paper/5954-convolutional-networks-on-graphs-for-learning-molecular-fingerprints>
- [22] J. Atwood and D. Towsley, "Diffusion-convolutional neural networks," in *Advances in Neural Information Processing Systems 29: Annual Conference on Neural Information Processing Systems 2016, December 5-10, 2016, Barcelona, Spain, 2016*, pp. 1993–2001. [Online]. Available: <http://papers.nips.cc/paper/6212-diffusion-convolutional-neural-networks>
- [23] W. L. Hamilton, R. Ying, and J. Leskovec, "Inductive representation learning on large graphs," in *NIPS*, 2017.
- [24] M. Bianchini, G. M. Dimitri, M. Maggini, and F. Scarselli, *Deep Neural Networks for Structured Data*. Cham: Springer International Publishing, 2018, pp. 29–51. [Online]. Available: [https://doi.org/10.1007/978-3-319-89629-8\\_2](https://doi.org/10.1007/978-3-319-89629-8_2)
- [25] M. Zhang, Z. Cui, M. Neumann, and Y. Chen, "An end-to-end deep learning architecture for graph classification," in *Proceedings of the Thirty-Second AAAI Conference on Artificial Intelligence (AAAI-18), the 30th innovative Applications of Artificial Intelligence (IAAI-18), and the 8th AAAI Symposium on Educational Advances in Artificial Intelligence (EAAI-18), New Orleans, Louisiana, USA, February 2-7, 2018*, 2018, pp. 4438–4445. [Online]. Available: <https://www.aaai.org/ocs/index.php/AAAI/AAAI18/paper/view/17146>
- [26] K. Xu, W. Hu, J. Leskovec, and S. Jegelka, "How powerful are graph neural networks?" *CoRR*, vol. abs/1810.00826, 2018. [Online]. Available: <http://arxiv.org/abs/1810.00826>
- [27] Y. LeCun, D. Touresky, G. Hinton, and T. Sejnowski, "A theoretical framework for back-propagation," in *Proceedings of the 1988 connectionist models summer school*, vol. 1. CMU, Pittsburgh, Pa: Morgan Kaufmann, 1988, pp. 21–28.
- [28] A. Gotmare, V. Thomas, J. Brea, and M. Jaggi, "Decoupling backpropagation using constrained optimization methods," in *Workshop on Efficient Credit Assignment in Deep Learning and Deep Reinforcement Learning, ICML 2018.*, 2018, pp. 1–11.
- [29] H. Dai, Z. Kozareva, B. Dai, A. Smola, and L. Song, "Learning steady-states of iterative algorithms over graphs," in *International Conference on Machine Learning*, 2018, pp. 1114–1122.
- [30] D. P. Kingma and J. Ba, "Adam: A method for stochastic optimization," *arXiv preprint arXiv:1412.6980*, 2014.
- [31] A. Rossi, M. Tiezzi, G. M. Dimitri, M. Bianchini, M. Maggini, and F. Scarselli, "Inductive-transductive learning with graph neural networks," in *IAPR Workshop on Artificial Neural Networks in Pattern Recognition*. Springer, 2018, pp. 201–212.
- [32] W. W. Zachary, "An information flow model for conflict and fission in small groups," *Journal of anthropological research*, vol. 33, no. 4, pp. 452–473, 1977.
- [33] P. Yanardag and S. Vishwanathan, "Deep graph kernels," in *Proceedings of the 21th ACM SIGKDD International Conference on Knowledge Discovery and Data Mining*. ACM, 2015, pp. 1365–1374.
- [34] S. Ivanov and E. Burnaev, "Anonymous walk embeddings," *arXiv preprint arXiv:1805.11921*, 2018.



**Matteo Tiezzi** received the M.S. Degree in Computer and Automation Engineering (cum laude) in 2017. Currently, he is a PhD student at the University of Siena. He is interested in Machine-Learning applications to Computer Vision, fundamental studies of learning algorithms and non-Euclidean Deep Learning, in particular Graph Neural Networks.



**Giuseppe Marra** received the M.S. Degree in ICT Engineering (cum laude) in 2014. Currently, he is a PhD student of Smart Computing program at Universities of Florence and Siena. His research interests include the integration of logical reasoning and deep learning, particularly focused on Natural Language Processing applications. He worked on applied Web Semantics in the R&D Lab of Engineering Tributi S.p.A, Trento.



**Stefano Melacci** received the M.S. Degree in Computer Engineering (cum laude) and the PhD degree in Computer Science (Information Engineering) from the University of Siena, Italy, in 2006 and 2010, respectively. He worked as Visiting Scientist at the Computer Science and Engineering Department of the Ohio State University, Columbus, USA, and he is currently Assistant Professor of the Department of Information Engineering and Mathematics, University of Siena. His research interests include machine learning

and pattern recognition, mainly focused on Neural Networks and Kernel Machines, with applications to Computer Vision and Natural Language Processing tasks. He serves as Associate Editor of the IEEE Transactions on Neural Network and Learning Systems.



**Marco Maggini** received the M.S. degree (cum laude) in Electronic Engineering in 1991, and the PhD in Computer Science and Control Systems in 1995 from the University of Firenze. He is currently full professor in Computer Engineering at the Department of Information Engineering and Mathematical Sciences of the University of Siena. His main research interests are on machine learning, with focus on neural networks and kernel methods, and applications in Information Retrieval, Information Extraction, Natural

Language Processing, and Pattern Recognition. He is coauthor of more than one hundred scientific publications.