

---

# Adaptive Learning of the Optimal Mini-Batch Size of SGD

---

Motasem Alfarra<sup>1</sup> Slavomír Hanzely<sup>1</sup> Alyazeed Albasyoni<sup>1</sup> Bernard Ghanem<sup>1</sup> Peter Richtárik<sup>1</sup>

## Abstract

Recent advances in the theoretical understanding of SGD (Qian et al., 2019) led to a formula for the optimal mini-batch size minimizing the number of effective data passes, i.e., the number of iterations times the mini-batch size. However, this formula is of no practical value as it depends on the knowledge of the variance of the stochastic gradients evaluated at the optimum. In this paper we design a practical SGD method capable of learning the optimal mini-batch size adaptively throughout its iterations. Our method does this provably, and in our experiments with synthetic and real data robustly exhibits nearly optimal behaviour; that is, it works as if the optimal mini-batch size was known a-priori. Further, we generalize our method to several new mini-batch strategies not considered in the literature before, including a sampling suitable for distributed implementations.

## 1. Introduction

Stochastic Gradient Descent (SGD), in one disguise or another, is undoubtedly the backbone of modern systems for training supervised machine learning models (Robbins & Monro, 1951; Nemirovski et al., 2009; Bottou, 2010). The method earns its popularity due to its superior performance on very large datasets where more traditional methods such as gradient descent (GD), relying on a pass through the entire training dataset before adjusting the model parameters, are simply too slow to be useful. In contrast, SGD in each iteration uses a small portion of the training data only (a mini-batch) to adjust the model parameters, and this process repeats until a model of suitable quality is found.

In practice, mini-batch SGD is virtually always applied to

---

<sup>1</sup>King Abdullah University of Science and Technology, Thuwal, Saudi Arabia.. Correspondence to: Motasem Alfarra <motasem.alfarra@kaust.edu.sa>, Eee Pppp <ep@eden.co.uk>.

a “finite-sum” problem of the form

$$x^* := \arg \min_{x \in \mathbb{R}^d} \frac{1}{n} \sum_{i=1}^n f_i(x), \quad (1)$$

where  $n$  is the number of training data and  $f(x) = \frac{1}{n} \sum_{i=1}^n f_i(x)$  represents the average loss, i.e. empirical risk, of model  $x$  on the training dataset. With this formalism in place, a generic mini-batch SGD method performs iterations of the form

$$x^{k+1} = x^k - \gamma^k \sum_{i \in S^k} v_i^k \nabla f_i(x^k), \quad (2)$$

where  $S^k \subseteq \{1, 2, \dots, n\}$  is the mini-batch considered in iteration  $k$  and  $v_1^k, \dots, v_n^k$  are appropriately chosen scalars. Often in practice, and almost invariably in theory, the mini-batch  $S^k$  is chosen at random according to some fixed probability law, and the scalars  $v_i^k$  are chosen to ensure that

$$g^k = \sum_{i \in S^k} v_i^k \nabla f_i(x^k) \quad (3)$$

is an unbiased estimator of the gradient  $\nabla f(x^k)$ . One standard choice is to fix a mini-batch size  $\tau \in \{1, 2, \dots, n\}$ , and pick  $S^k$  uniformly from all subsets of size  $\tau$ . Another option is to partition the training dataset into  $n/\tau$  subsets of size  $\tau$ , and then in each iteration let  $S^k$  to be one of these partitions, chosen with some probability, e.g., uniformly.

### 1.1. Accurate modelling of the second moment

Despite the vast empirical evidence of the efficiency of mini-batch SGD (Konečný et al., 2015), and despite ample theoretical research in this area (Cotter et al., 2011; Li et al., 2014; Gazagnadou et al., 2019; Smith et al., 2019), our understanding of this method is far from complete. For instance, while it is intuitively clear that as the mini-batch size approaches  $n$  the method should increasingly behave as the full batch GD method, the prevalent theory does not support this. The key reason for this, as explained by Qian et al. (2019) who consider the regime where all functions  $f_i$  are smooth, and  $f$  is (quasi) strongly convex, is inappropriate theoretical modelling of the second moment of the stochastic gradient  $g^k$ , which is not satisfied for stochastic gradients having the mini-batch structure (3). Indeed, a typical analysis of SGD assumes that there exists a constant

$\sigma^2 > 0$  such that

$$\mathbb{E} \left[ \|g^k\|^2 \mid x^k \right] \leq \sigma^2 \quad (4)$$

holds throughout the iterations of SGD. However, this is not true for GD, seen as an extreme case of mini-batch SGD, which always sets  $S^k = \{1, 2, \dots, n\}$ , and does not hold in general for any mini-batch size. Hence, analyses relying on assumption (4) are not only incorrect for mini-batch SGD (Nguyen et al., 2018), but also make predictions which do not reflect empirical evidence. For instance, while practitioners have noticed that the choice  $\tau > 1$  leads to a faster method in practice even in a single processor regime, theory based on strong assumptions such as (4) does not predict this. Also, several works claim that the optimal mini-batch size for SGD is one (Li et al., 2014).

Recently, Qian et al. (2019) studied the convergence of mini-batch SGD under a new type of assumption, called expected smoothness (ES). It is provably satisfied for stochastic gradients arising from mini-batching, and which is precise enough for all mini-batch sizes to lead to nontrivial predictions. Their assumption has the form

$$\mathbb{E} \left[ \|g^k\|^2 \mid x^k \right] \leq 2A(f(x^k) - f(x^*)) + B. \quad (5)$$

When compared to (4), ES includes an additional term proportional to the functional suboptimality  $f(x^k) - f(x^*)$ . In particular, their analysis recovers the fast linear rate of GD in the extreme case when  $\tau = n$  (in this case, ES holds with  $B = 0$  and  $A = L$ , where  $L$  is the smoothness constant of  $f$ ), and otherwise gives a linear rate to a neighborhood of the solution  $x^*$  whose size depends on  $B$ .

## 1.2. Search for the optimal mini-batch size

Of key importance to our work in this paper is a theoretical result in (Qian et al., 2019) which characterizes the *optimal mini-batch size*. We will illustrate their result here on the example of the first of the two mini-batch schemes described in the introduction. In particular, Qian et al. (2019) show that the *total complexity* of mini-batch SGD to reach an  $\epsilon$ -neighborhood of the optimal solution  $x^*$ , i.e., the number of iterations multiplied by  $\tau$ , is

$$T(\tau) := \max \{ \mathcal{K}_1(\tau), \mathcal{K}_2(\tau) \} \quad (6)$$

where  $\mathcal{K}_1 := \tau(nL - L_{\max}) + nL$  and  $\mathcal{K}_2 := \frac{2(n-\tau)\bar{h}(x^*)}{\mu\epsilon}$ ,  $L$  is the smoothness constant of  $f$ ,  $L_{\max}$  is the maximum of the smoothness constants of the functions  $f_i$ ,  $\mu$  is the modulus of (quasi) strong convexity of  $f$  and

$$\bar{h}(x) := \frac{1}{n} \sum_{i=1}^n h_i(x),$$

where  $h_i(x) = \|\nabla f_i(x)\|^2$ . Since both  $\mathcal{K}_1$  and  $\mathcal{K}_2$  are both linear functions in  $\tau$ , the expression  $T(\tau)$  in (6) can

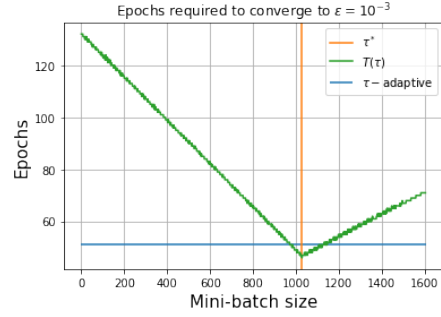


Figure 1. Number of epochs to converge to  $\epsilon$ -neighborhood of the solution for different mini-batch sizes, tested on Logistic Regression using  $\tau$ -partition nice sampling on *ala* dataset. Our adaptive method outperforms SGD with 87.9% of different fixed mini-batch sizes, achieving speedup up to 250%.

be analytically minimized in  $\tau$ , giving a formula for the optimal mini-batch size  $\tau^*$  of SGD.

## 2. Contributions

### 2.1. Motivation

While the existence of a theoretically grounded formula for an optimal mini-batch size provides a marked step in the understanding of mini-batch SGD, the formula is not implementable in practice for several reasons. First, the quantity  $\bar{h}(x^*)$  is unknown as it depends on a-priori knowledge of the optimal solution  $x^*$ , which we are trying to find. One exception to this is the case of interpolated/overparameterized models characterized by the property that  $\nabla f_i(x^*) = 0$  for all  $i$ . However, in general, this property may not hold, and when it does, we may know this before we train the model. Second, the formula depends on the strong (quasi)-convexity parameter  $\mu$ , which also may not be known. Third, while the formula depends on the target accuracy  $\epsilon$ , in practice, we may not know what accuracy is most desirable in advance.

Putting these parameter estimation issues aside, we may further ask: assuming these parameters are known, does the formula provide a good predictor for the behavior of mini-batch SGD? If it did not, it would be less useful, and perhaps inappropriate as a guide for setting the mini-batch size of SGD. Qian et al. (2019) showed through experiments with synthetic data that the optimal mini-batch size does well in cases when all these parameters are assumed to be known. However, they did not explore whether their formula (6) provides a good model for the *empirical* total complexity of mini-batch SGD across *all* values of  $\tau$ . The starting point of our research in this paper was investigating this question; the answer was rather surprising to us, as we illustrate in Figure 1. Our experiment shows that the theoretical predictions are astonishingly tight. The green V-shaped line reflects the empirical performance of

SGD for various levels of mini-batch sizes, and correlates with the shape of the theoretical total complexity function  $T(\tau)$ . The orange vertical line depicts the theoretically optimal mini-batch size  $\tau^*$ , i.e., the solution to the problem  $\min_{1 \leq \tau \leq n} T(\tau)$ , and acts as a virtually perfect predictor of the optimal empirical performance. Encouraged by the above observation, we believe it is important to deliver the theoretically impractical formula for  $\tau^*$  into the practical world, and this is the main focus of our paper.

## 2.2. Summary of contributions

In particular, we make the following contributions:

- Effective online learning of the optimal mini-batch size.** We make a step towards the development of a practical variant of optimal mini-batch SGD, aiming to learn the optimal mini-batch size  $\tau^*$  on the fly. To the best of our knowledge, our method (Algorithm 1) is the first variant of SGD able to learn the optimal mini-batch. The blue horizontal line in Figure 1 depicts the typical performance of our online method compared to SGD with various fixed mini-batch sizes  $\tau$ . Our method can perform as if we had an almost perfect knowledge of  $\tau^*$  available to us before the start of the method. Indeed, the blue line cuts across the green V-shaped curve in a small neighborhood of the optimal mini-batch size. In this particular example, the speedup of our adaptive method compared to SGD with  $\tau = 1$  is approximately 250%.
- Sampling strategies.** We do not limit our selves to the uniform sampling strategy we used for illustration purposes above and develop closed-form expressions for the optimal mini-batch size for several other sampling techniques (Section 4). Our adaptive method works well for all of them.
- Convergence theory.** We prove that our adaptive method converges, and moreover learns the optimal mini-batch size (Section 5; Theorem 3).
- Practical robustness.** We show the algorithm’s robustness by conducting extensive experiments using different sampling techniques and different machine learning models on both real and synthetic datasets (Section 6).

## 2.3. Related work

Many techniques have been designed in the literature to improve the performance of SGD in one way or another.

A separate stream of research attempts to progressively reduce the variance of the stochastic gradient estimator aiming to obtain fast convergence to the solution, and not only

to a neighborhood. SAG (Schmidt et al., 2017), SAGA (Defazio et al., 2014), SVRG (Johnson & Zhang, 2013), L-SVRG (Kovalev et al., 2020; Hofmann et al., 2015) and JacSketch (Gower et al., 2018) are all examples of a large family of such variance reduced SGD methods. While we do not pursue this direction here, we point out that Gazanadou et al. (2019) were able to specialize the JacSketch theory of Gower et al. (2018) to derive expressions for the optimal mini-batch size of SAGA. A blend of this work and ours is perhaps possible and would lead to an adaptive method for learning the optimal mini-batch size of SAGA.

Another approach to boost the performance of SGD in practice is tuning its hyperparameters such as learning rate, and mini-batch size while training. In this context, a lot of work has been done in proposing various learning rate schedulers (Schumer & Steiglitz, 1968; Mathews & Xie, 1993; Barzilai & Borwein, 1988; Zeiler, 2012; Tan et al., 2016; Shin et al., 2017). De et al. (2017) showed that one can reduce the variance by increasing the mini-batch size without decreasing step-size (to maintain the constant signal to noise ratio). Besides, Smith et al. (2019) demonstrated the effect of increasing the batch size instead of decreasing the learning rate in training a deep neural network. However, most of the strategies for hyper-parameter tuning are based on empirical results only. For example, You et al. (2017a;b) show empirically the advantage of training on large mini-batch size, while Masters & Luschi (2018) claim that it is preferable to train on small mini-batch sizes.

## 3. SGD Overview

To proceed in developing the theory related to the optimal mini-batch size, we give a quick review of mini-batch SGD. To study such methods for virtually all (stationary) subsampling rules, we adopt the stochastic reformulation paradigm for finite-sum problems proposed in (Qian et al., 2019). For a given random vector  $v \in \mathbb{R}^n$  sampled from a user defined distribution  $\mathcal{D}$  and satisfying  $\mathbb{E}_{\mathcal{D}}[v_i] = 1$ , the main problem (1) can be reformulated as

$$\min_{x \in \mathbb{R}^d} \mathbb{E}_{\mathcal{D}} \left[ f_v(x) = \frac{1}{n} \sum_{i=1}^n v_i f_i(x) \right].$$

This problem can be solved by applying SGD, i.e., in iteration  $k$  we sample  $v^k \sim \mathcal{D}$  and take an SGD steps  $x^{k+1} = x^k - \gamma^k \nabla f_{v^k}(x^k)$ . Typically, the vector  $v$  is defined by first choosing a random mini-batch  $\mathcal{S}^k \subseteq \{1, 2, \dots, n\}$ , and then defining  $v_i^k = 0$  for  $i \notin \mathcal{S}^k$ , and choosing  $v_i^k$  to an appropriate value for  $i \in \mathcal{S}^k$  in order to make sure the stochastic gradient  $\nabla f_{v^k}(x^k)$  is unbiased. This leads to the the update rule (2) we mentioned in the introduction.

We will now briefly review four particular choices of the probability law governing the selection of the sets  $\mathcal{S}^k$  we consider in this paper.

$\tau$ -**independent sampling** (Qian et al., 2019). In this sampling, each element is drawn independently with probability  $p_i$  with  $\sum_i p_i = \tau$  and  $\mathbb{E}[|\mathcal{S}|] = \tau$ . For each element  $i$ , we have  $\mathbb{P}[v_i = \mathbb{1}_{i \in \mathcal{S}}] = p_i$ .

$\tau$ -**nice sampling (without replacement)** (Qian et al., 2019). In this sampling, we choose subset of  $\tau$  examples from the total of  $n$  examples in the training set at each iteration. In this case,  $P[|\mathcal{S}| = \tau] = 1$ . For each subset  $C \subseteq \{1, \dots, n\}$  of size  $\tau$ , we have  $\mathbb{P}[v_C = \mathbb{1}_{C \in \mathcal{S}}] = 1/\binom{n}{\tau}$ .

$\tau$ -**partition nice sampling** In this sampling, we divide the training set into partitions  $\mathcal{C}_j$  (of possibly different sizes  $n_{\mathcal{C}_j}$ ), and each of them has at least a cardinality of  $\tau$ . At each iteration, one of the sets  $\mathcal{C}_j$  is chosen with probability  $q_{\mathcal{C}_j}$ , and then  $\tau$ -nice sampling (without replacement) is applied on the chosen set. For each subset  $C$  cardinality  $\tau$  of partition  $\mathcal{C}_j$  cardinality  $n_{\mathcal{C}_j}$ , we have  $\mathbb{P}[v_C = \mathbb{1}_{C \in \mathcal{S}}] = q_j / \binom{n_{\mathcal{C}_j}}{\tau}$ .

$\tau$ -**partition independent sampling** Similar to  $\tau$ -partition nice sampling, we divide the training set into partitions  $\mathcal{C}_j$ , and each of them has at least a cardinality of  $\tau$ . At each iteration one of the sets  $\mathcal{C}_j$  is chosen with probability  $q_{\mathcal{C}_j}$ , and then  $\tau$ -independent sampling is applied on the chosen set. For each element  $i$  of partition  $\mathcal{C}_j$ , we have  $\mathbb{P}[v_i = \mathbb{1}_{i \in \mathcal{S}}] = q_j p_i$ .

Sampling using  $\tau$ -partition nice and  $\tau$ -partition independent sampling are the generalization of both  $\tau$ -nice (without replacement) and  $\tau$ -independent sampling respectively. Generalized samplings arise more often in practice whenever big datasets are distributed throughout different nodes. Consequently, it allows us to model a real situation where distributions of training examples throughout nodes might be very heterogeneous. These samplings are especially interesting to be analyzed because it can model distributed optimization where the data is partitioned across multiple servers within which the gradient of a batch is computed and communicated to a parameter server.

The stochastic formulation naturally leads to the concept of expected smoothness, which can be defined as follows (Hanzely et al., 2018)

**Assumption 1** *The function  $f$  is  $\mathcal{L}$ -smooth with respect to a datasets  $\mathcal{D}$  if there exist  $\mathcal{L} > 0$  such that*

$$\mathbb{E}_{\mathcal{D}} \left[ \|\nabla f_v(x) - \nabla f_v(x^*)\|^2 \right] \leq 2\mathcal{L}(f(x) - f(x^*)). \quad (7)$$

The second assumption that the above formulation depends on is the finite gradient noise at the optimum which can be stated as follows (Qian et al., 2019)

**Assumption 2** *The gradient noise  $\sigma = \sigma(x^*)$ , where  $\sigma(x)$  is defined as  $\sigma(x) := \mathbb{E}_{\mathcal{D}} \left[ \|\nabla f_v(x)\|^2 \right]$ , is finite.*

Assumptions (1) and (2) can result in inequality (5) by setting  $A = 2\mathcal{L}$  and  $B = 2\sigma$ . Based on the two assumptions, the update steps in (2) provide linear convergence up to a neighbourhood of the optimal point  $x^*$ . This convergence is described in the following theorem (Qian et al., 2019).

**Theorem 1** *Assume  $f$  is  $\mu$ -strongly convex and Assumptions 1, 2 are satisfied. For any  $\epsilon > 0$ , if the learning rate  $\gamma$  is set to be*

$$\gamma = \frac{1}{2} \min \left\{ \frac{1}{\mathcal{L}}, \frac{\epsilon\mu}{2\sigma} \right\}. \quad (8)$$

and

$$k \geq \frac{2}{\mu} \max \left\{ \mathcal{L}, \frac{2\sigma}{\epsilon\mu} \right\} \log \left( \frac{2\|x^0 - x^*\|^2}{\epsilon} \right) \quad (9)$$

then  $\mathbb{E} \|x^k - x^*\|^2 \leq \epsilon$ .

Inequality (9) gives an upper bound for the number iterations required to guarantee convergence to  $\epsilon$ -neighborhood in the expectation. Note that in (9) only parameters  $\mathcal{L}$  and  $\sigma$  depend on  $\tau$ . In addition, in all the considered samplings, we find out that these parameters can have form  $\frac{l(\tau)}{\tau}$  where  $l$  is a piece-wise linear function, which is particularly crucial in our analysis.

## 4. Deriving Optimal Mini-Batch Size

After giving this thorough introduction to the stochastic reformulation of SGD, we can move on to study the effect of the mini-batch size on the total iteration complexity. In fact, for each sampling technique, the mini-batch size will affect both the expected smoothness  $\mathcal{L}$  and the gradient noise  $\sigma$ . This effect reflects on the number of iterations required to reach to  $\epsilon$  neighborhood around the optimal model (9).

### 4.1. Formulas for $\mathcal{L}$ and $\sigma$

Before proceeding, let's establish some terminologies. In addition of having  $f$  to be  $L$ -smooth, we also assume each  $f_i$  to be  $L_i$ -smooth. In  $\tau$ -partition samplings (both nice and independent), let  $n_{\mathcal{C}_j}$  be number of data-points in the partition  $\mathcal{C}_j$ , where  $n_{\mathcal{C}_j} \geq \tau$ . Let  $L_{\mathcal{C}_j}$  be the smoothness constants of the function  $f_{\mathcal{C}_j} = \frac{1}{n_{\mathcal{C}_j}} \sum_{i \in \mathcal{C}_j} f_i$ . Also, let  $\bar{L}_{\mathcal{C}_j} = \frac{1}{n_{\mathcal{C}_j}} \sum_{i \in \mathcal{C}_j} L_i$  be the average of the Lipschitz smoothness constants of the functions in partition  $\mathcal{C}_j$ . In addition, let  $h_{\mathcal{C}_j}(x) = \|\nabla f_{\mathcal{C}_j}(x)\|^2$  be the norm of the gradient of  $f_{\mathcal{C}_j}$  at  $x$ . Finally, let  $\bar{h}_{\mathcal{C}_j}(x) = \frac{1}{n_{\mathcal{C}_j}} \sum_{i \in \mathcal{C}_j} h_i(x)$ . For ease of notation, we will drop  $x$  from all of the expression since it is understood from the context ( $h_i = h_i(x)$ ). Also, superscripts with  $(*, k)$  refer to evaluating the function at  $x^*$  and  $x^k$  respectively (e.g.  $h_i^* = h_i(x^*)$ ).

Now we introduce our first key lemma, which gives an estimate of the expected smoothness for different sampling techniques, where the proof is left for the appendix.

**Lemma 1** For the considered samplings, the expected smoothness constants  $\mathcal{L}$  can be upper bounded by  $\mathcal{L}(\tau)$  (i.e.  $\mathcal{L} \leq \mathcal{L}(\tau)$ ), where  $\mathcal{L}(\tau)$  is expressed as follows

(i) For  $\tau$ -partition nice sampling, we have  $\mathcal{L}(\tau) =$

$$\frac{1}{n\tau} \max_{C_j} \frac{n_{C_j}}{q_{C_j}(n_{C_j}-1)} \left[ (\tau-1)L_{C_j}n_{C_j} + (n_{C_j}-\tau) \max_{i \in C_j} L_i \right].$$

(ii) For  $\tau$ -partition independent sampling, we have:

$$\mathcal{L}(\tau) = \frac{1}{n} \max_{C_j} \frac{n_{C_j}L_{C_j}}{q_{C_j}} + \max_{i \in C_j} \frac{L_i(1-p_i)}{q_{C_j}p_i}.$$

Note that (i), (ii) give as special case, for having all of the data in a single partition, the expected smoothness bound  $\mathcal{L}(\tau)$  for  $\tau$ -nice sampling (without replacement) and  $\tau$ -independent sampling, which are results of (Qian et al., 2019). The bound on the expected smoothness constant for  $\tau$ -nice sampling without replacement is given by  $\mathcal{L}(\tau) = \frac{n(\tau-1)}{\tau(n-1)}L + \frac{n-\tau}{\tau(n-1)} \max_i L_i$ , and that for  $\tau$ -independent sampling is given by  $\mathcal{L}(\tau) = L + \max_i \frac{1-p_i}{p_i} \frac{L_i}{n}$ .

Next, we move to estimate the noise gradient  $\sigma(x^*, \tau)$  for different sampling techniques. The following lemma can accomplish this, where the proof is left for the appendix.

**Lemma 2** For the considered samplings, the gradient noise is given by  $\sigma(x^*, \tau)$ , where  $\sigma(x, \tau)$  is defined as:

(i) For  $\tau$ -partition nice sampling, we have  $\sigma(x, \tau) =$

$$\frac{1}{n^2\tau} \sum_{C_j} \frac{n_{C_j}^2}{q_{C_j}(n_{C_j}-1)} \left[ (\tau-1)h_{C_j}n_{C_j} + (n_{C_j}-\tau)\bar{h}_{C_j} \right].$$

(ii) For  $\tau$ -partition independent sampling, we have

$$\sigma(x, \tau) = \frac{1}{n^2} \sum_{C_j} \frac{n_{C_j}^2 h_{C_j} + \sum_{i \in C_j} \frac{1-p_i}{p_i} h_i}{q_{C_j}}.$$

Similarly, (i) and (ii) can be specialized in the case of having all of the data in a single partition to the gradient noise  $\sigma(x^*, \tau)$  for  $\tau$ -nice sampling (without replacement) and  $\tau$ -independent samplings, which are the results of (Qian et al., 2019). For  $\tau$ -nice sampling without replacement, we have  $\sigma(x^*, \tau) = \frac{n-\tau}{n\tau(n-1)} \sum_{i \in [n]} h_i^*$ , and for  $\tau$ -independent sampling, we have  $\sigma(x^*, \tau) = \frac{1}{n^2} \sum_{i \in [n]} \frac{1-p_i}{p_i} h_i^*$ .

In what follows, we are going to deploy these two key lemmas to find expressions for the optimal mini-batch size that will minimize the total iteration complexity.

## 4.2. Optimal Mini-Batch Size

Our goal is to estimate total iteration complexity as a function of  $\tau$ . In each iteration, we work with  $\tau$  gradients,

thus we can lower bound on the total iteration complexity by multiplying lower bound on iteration complexity (9) by  $\tau$ . We can apply similar analysis as in (Qian et al., 2019). Since we have estimates on both the expected smoothness constant and the gradient noise in terms of the mini-batch size  $\tau$ , we can lower bound total iteration complexity (9) as

$$T(\tau) = \frac{2}{\mu} \max \left\{ \tau \mathcal{L}(\tau), \frac{2}{\epsilon\mu} \tau \sigma(x^*, \tau) \right\} \log \left( \frac{2\|x^0 - x^*\|^2}{\epsilon} \right).$$

Note that if we are interested in minimizer of  $T(\tau)$ , we can drop all constant terms in  $\tau$ . Therefore, optimal mini-batch size  $\tau^*$  minimizes  $\max \left\{ \tau \mathcal{L}(\tau), \frac{2}{\epsilon\mu} \tau \sigma(x^*, \tau) \right\}$ . It turns out that all  $\tau \mathcal{L}(\tau)$ , and  $\tau \sigma(x^*, \tau)$  from Lemmas 1, 2 are piece-wise linear functions in  $\tau$ , which is crucial in helping us find the optimal  $\tau^*$  that minimizes  $T(\tau)$ . Indeed, for the proposed sampling techniques, the optimal mini-batch size can be calculated from the following theorem, where its proof is left for the appendix.

**Theorem 2** For  $\tau$ -partition nice sampling, the optimal mini-batch size is  $\tau(x^*)$ , where  $\tau(x)$  is given by

$$\min_{C_r} \frac{\frac{nn_{C_r}^2}{e_{C_r}}(L_{C_r} - L_{\max}^{C_r}) + \frac{2}{\epsilon\mu} \sum_{C_j} \frac{n_{C_j}^3}{e_{C_j}} (\bar{h}_{C_j} - h_{C_j})}{\frac{nn_{C_r}}{e_{C_r}}(n_{C_r}L_{C_r} - L_{\max}^{C_r}) + \frac{2}{\epsilon\mu} \sum_{C_j} \frac{n_{C_j}^2}{e_{C_j}} (\bar{h}_{C_j} - n_{C_j}h_{C_j})},$$

if  $\sum_{C_j} \frac{n_{C_j}^2}{e_j} (h_{C_j}^* n_{C_j} - \bar{h}_{C_j}^*) \leq 0$ ,

where  $e_{C_k} = q_{C_k}(n_{C_k} - 1)$ ,  $L_{\max}^{C_r} = \max_{i \in C_r} L_i$ . Otherwise:  $\tau(x^*) = 1$ .

For  $\tau$ -partition independent sampling with  $p_i = \frac{\tau}{n_{C_j}}$ , where  $C_j$  is the partition where  $i$  belongs, we get the optimal mini-batch size  $\tau(x^*)$ , where  $\tau(x)$  is defined as

$$\tau(x) = \min_{C_r} \frac{\frac{2}{\epsilon\mu} \sum_{C_j} \frac{n_{C_j}^2}{q_{C_j}} \bar{h}_{C_j} - \frac{n}{q_{C_r}} L_{\max}^{C_r}}{\frac{2}{\epsilon\mu} \sum_{C_j} \frac{n_{C_j}}{q_{C_j}} (\bar{h}_{C_j} - n_{C_j}h_{C_j}) + \frac{n}{q_{C_r}} (n_{C_r}L_{C_r} - L_{\max}^{C_r})},$$

if  $\sum_{C_j} \frac{n_{C_j}}{q_{C_j}} (n_{C_j}h_{C_j}^* - \bar{h}_{C_j}^*) \leq 0$ ,

where  $L_{\max}^{C_r} = \max_{i \in C_r} L_i$ . Otherwise:  $\tau(x^*) = 1$ .

Moreover, if all of the data are stored in one partition, then (C) becomes formula for  $\tau$ -nice sampling which as an earlier result of (Qian et al., 2019),

$$\tau(x^*) = n \frac{\frac{2}{\mu\epsilon} \bar{h}^* - L_{\max} + L}{\frac{2}{\mu\epsilon} \bar{h}^* - L_{\max} + nL},$$

and (C) becomes formula for  $\tau$ -independent sampling from (Qian et al., 2019),

$$\tau(x^*) = n \frac{\frac{2}{\mu\epsilon} \bar{h}^* - L_{\max}}{\frac{2}{\mu\epsilon} \bar{h}^* - L_{\max} + nL}.$$

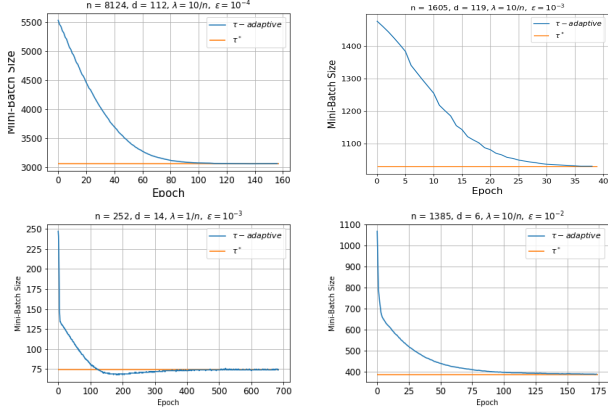


Figure 2. Behavior of  $\tau$ -adaptive throughout training epochs. First row: logistic regression on *mushroom* and *ala* datasets, respectively. Second row: ridge regression on *bodyfat* and *mg* datasets, respectively.

Note that as  $\epsilon \rightarrow 0$  then  $\tau^* \rightarrow n$ . It makes intuitive sense, for it means that if one aims to converge to actual minimizer, then SGD will turn to be gradient descent. On the other hand, as  $\epsilon$  grows to be very large, optimal mini-batch shrinks to 1. Also note that the larger the variance at the optimum, the larger the optimal mini-batch size is. If the variance at the optimum is negligible, as in the case in overparameterized models, then the optimal mini-batch size will be 1.

## 5. Proposed Algorithm

The theoretical analysis gives us the optimal mini-batch size for each of the proposed sampling techniques. However, we are unable to use these formulas directly since all of the expressions of optimal mini-batch size depend on the knowledge of  $x^*$  through the values of  $h_i^* \forall i \in [n]$ . Our algorithm overcomes this problem by estimating the values of  $h_i^*$  at every iteration by  $h_i^k$ . Although this approach seems to be mathematically sound, it is costly because it requires passing through the whole training set every iteration. Another approach that can reduce this computation is to update  $h_i^k$  only every few iterations (e.g., once per epoch). The third and the cheapest approach is to store  $h_i^0 = h_i(x^0) \forall i \in [n]$ , then set  $h_i^k = \|\nabla f_i(x^k)\|^2$  for  $i \in \mathcal{S}_k$  and  $h_i^k = h_i^{k-1}$  for  $i \notin \mathcal{S}_k$ , where  $\mathcal{S}_k$  is the set of indices considered in the  $k^{\text{th}}$  iteration. In addition to storing an extra  $n$  dimensional vector, this approach costs only computing the norms of the stochastic gradients that we already used in the SGD step. All three options lead to convergence in a similar number of epochs, so we let our proposed algorithm adopt the last (most practical) option of estimating  $h_i^*$ .

In our algorithm, for a given sampling technique, we use

### Algorithm 1 SGD with Dynamic Mini-Batch size

**Input:** Smoothness constants  $L, L_i$ , strong convexity constant  $\mu$ , target neighborhood  $\epsilon$ , Sampling Strategy  $S$ , initial point  $x^0$ , variance cap  $C \geq 0$

**Initialize:** Set  $k = 0$

**while not converged do**

Set  $\tau^k \leftarrow \tau(x^k)$

Set  $\mathcal{L}^k \leftarrow \mathcal{L}(\tau^k)$

Set  $\sigma^k \leftarrow \sigma(x^k, \tau^k)$

Set  $\gamma^k \leftarrow \frac{1}{2} \min \left\{ \frac{1}{\mathcal{L}^k}, \frac{\epsilon\mu}{\min\{C, 2\sigma^k\}} \right\}$

Sample  $v_k$  from  $S$

Do SGD step:  $x^{k+1} \leftarrow x^k - \gamma^k \nabla f_{v_k}(x^k)$

Update  $k \leftarrow k + 1$

**end while**

**Output:**  $x^k$

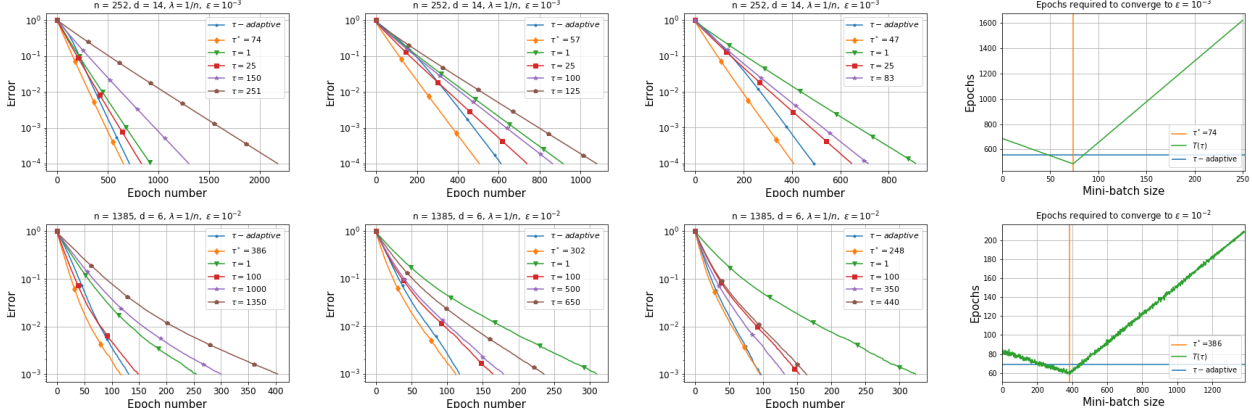
the current estimate of the model  $x^k$  to estimate the sub-optimal mini-batch size  $\tau^k := \tau(x^k)$  at the  $k^{\text{th}}$  iteration. Based on this estimate, we use Lemmas 1,2 in calculating an estimate for both the expected smoothness  $\mathcal{L}(\tau^k)$  and the noise gradient  $\sigma(x^k, \tau^k)$  at that iteration. After that, we compute the step-size  $\gamma^k$  using (8) and finally conduct a SGD step (2). The summary can be found in Algorithm 1.

Note that intuitively, as  $x^k$  gets closer to  $x^*$ , our estimate for the gradients at the optimum  $h_i^k$  gets closer to  $h_i^*$  and  $\tau^k$  get closer to optimal mini-batch size  $\tau(x^*)$ . Later in this section, we show convergence of the iterates  $x^0, x^1, \dots$  to a neighborhood of the solution  $x^*$ , and convergence of the sequence of mini-batch estimates  $\tau^1, \tau^2, \dots$  to a neighborhood around the optimal mini-batch size  $\tau^*$ .

**Convergence of Algorithm 1.** Although the proposed algorithm is taking an SGD step at each iteration and we can derive one-step estimate (for  $\gamma^k \leq \frac{1}{2\mathcal{L}^k}$ )

$$\mathbb{E} \left[ \|x^{k+1} - x^*\|^2 | x^k \right] \leq (1 - \gamma^k \mu) \|x^k - x^*\|^2 + 2(\gamma^k)^2 \sigma, \quad (10)$$

the global behavior of our algorithm differs from SGD. We dynamically update both the learning rate and the mini-batch size. At each iteration, we set the learning rate  $\gamma^k \leftarrow \frac{1}{2} \min \left\{ \frac{1}{\mathcal{L}^k}, \frac{\epsilon\mu}{2\sigma^k} \right\}$ , which depends on our estimates of both  $\mathcal{L}^k$  and  $\sigma^k$ . If we were guaranteed that both of these terms are bounded above, then we can show that the sequence of generated learning rates will be lower bounded by a positive constant. In such cases, one can use inequality (10) to prove the convergence of Algorithm 1. To this end, we cap  $\sigma^k$  by a positive constant  $C$ , and we set the learning rate at each iteration to  $\gamma^k \leftarrow \frac{1}{2} \min \left\{ \frac{1}{\mathcal{L}^k}, \frac{\epsilon\mu}{\min\{C, 2\sigma^k\}} \right\}$ . This way, we guarantee an upper bound of our estimate to the noise gradient at each iteration. It is worth mentioning that this addition of the capping limit  $C$  is for the theoretical treatment only and it is dropped in all of the conducted



**Figure 3. Convergence of ridge regression** using  $\tau$ -partition nice sampling on *bodyfat* dataset (first row) and  $\tau$ -partition independent sampling on *mg* dataset (second row). In first three columns, training set is distributed among 1, 2 and 3 partitions, respectively. Figures in the fourth column show how many epochs does the SGD need to converge for all mini-batch sizes (single partition dataset). On *bodyfat* dataset, our algorithm outperforms SGD on 85.3% of all possible fixed mini-batch sizes, while on *mg* dataset, our algorithm outperforms SGD on 82.5% of all fixed mini-batch sizes. In both cases, our algorithm can achieve a speedup of 300%.

experiments. Now, we follow this informal description by rigorous formulations and we keep the proofs to the appendix.

**Lemma 3** *Learning rates generated by Algorithm 1 are bounded by positive constants*  $\gamma_{\max} = \frac{1}{2} \max_{\tau \in [n]} \left\{ \frac{1}{\mathcal{L}(\tau)} \right\}$  and  $\gamma_{\min} = \frac{1}{2} \min \left\{ \min_{\tau \in [n]} \left\{ \frac{1}{\mathcal{L}(\tau)} \right\}, \frac{\epsilon \mu}{C} \right\}$ .

We use Lemma 3 to bound  $\gamma^k$  in Inequality (10) to obtain the following convergence theorem for Algorithm 1.

**Theorem 3** *Assume  $f$  is  $\mu$ -strongly convex and assumptions 1, and 2 hold. Then the iterates of Algorithm 1 satisfy:*

$$\mathbb{E} \|x^k - x^*\|^2 \leq (1 - \gamma_{\min} \mu)^k \|x^0 - x^*\|^2 + R, \quad (11)$$

where  $R = \frac{2\gamma_{\max}^2 \sigma^*}{\gamma_{\min} \mu}$ . Note that the results above recover the earlier results of (Qian et al., 2019) under fixed learning rate  $\gamma^k = \gamma$ . Theorem 3 guarantees the convergence of the proposed algorithm. Although there is no significant theoretical improvement here compared to previous SGD results in the fixed mini-batch and learning rate regimes, we measure the improvement to be significant in practice.

**Convergence of  $\tau^k$  to  $\tau^*$ .** The motivation behind the proposed algorithm is to learn the optimal mini-batch size in an online fashion so that we get to  $\epsilon$ -neighborhood of the optimal model with the minimum number of epochs. For simplicity, let's assume that  $\sigma^* = 0$ . As  $x^k \rightarrow x^*$ , then  $h_i^k = \nabla f_i(x^k) \rightarrow \nabla f_i(x^*) = h_i^*$ , and thus  $\tau^k \rightarrow \tau^*$ . A more general result is proved in the appendix. In Theorem 3, we showed the convergence of  $x^k$  to a neighborhood around  $x^*$ . Hence the theory predicts that our estimate of

the optimal mini-batch  $\tau^k$  will converge to a neighborhood of the optimal mini-batch size  $\tau^*$  which was also confirmed by the experimental results in Figure 2.

## 6. Experiments

In this section, we compare our algorithm to fixed mini-batch size SGD in terms of the number of epochs needed to reach a pre-specified neighborhood  $\epsilon/10$ . In the following results, we capture the convergence rate by recording the relative error  $\frac{\|x^k - x^*\|^2}{\|x^0 - x^*\|^2}$  where  $x^0$  is drawn from a standard normal distribution  $\mathcal{N}(0, \mathbf{I})$ . We also report the number of training examples  $n$ , the dimension of the machine learning model  $d$ , regularization factor  $\lambda$ , and the target neighborhood  $\epsilon$  above each figure.

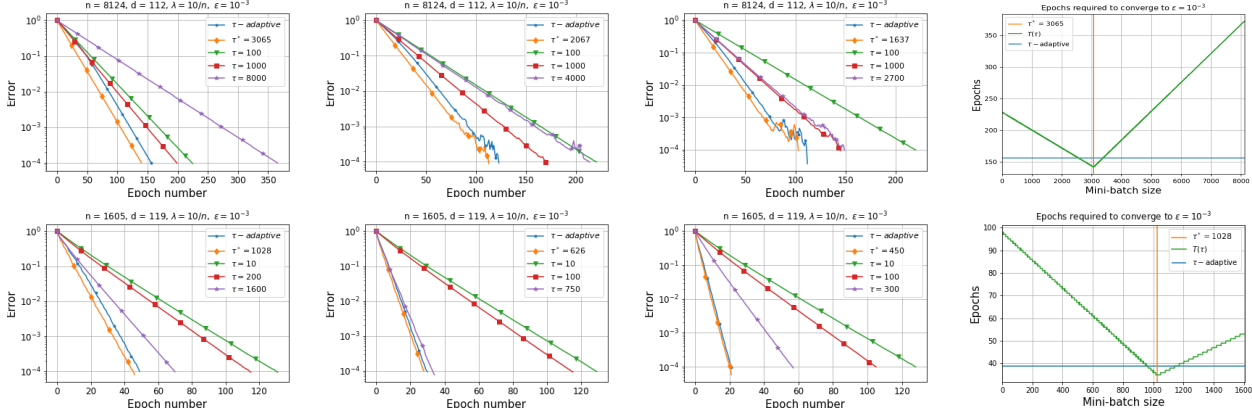
We consider the problem of regularized ridge regression where each  $f_i$  is strongly convex and  $L$ -smooth, and  $x^*$  can be known a-priori. The  $l_2$  regularized ridge regression can be formulated as:

$$\min_{x \in \mathbb{R}^d} f(x) = \frac{1}{2n} \sum_{i=1}^n \|a_i^T x - b_i\|_2^2 + \frac{\lambda}{2} \|x\|_2^2.$$

Also, we consider the classification problem through regularized logistic regression where the optimal model is attained by running gradient descent for a long time. The  $l_2$  regularized logistic regression can be formulated as:

$$\min_{x \in \mathbb{R}^d} f(x) = \frac{1}{2n} \sum_{i=1}^n \log(1 + \exp(b_i a_i^T x)) + \frac{\lambda}{2} \|x\|_2^2,$$

where  $(a_i, b_i) \sim \mathcal{D}$  are pairs of data examples from the training set, and  $\lambda > 0$  is the regularization coefficient.



**Figure 4. Convergence of logistic regression** using  $\tau$ -partition nice sampling on *mushroom* dataset (first row) and  $\tau$ -partition independent sampling on *ala* dataset (second row). In first three columns, training set is distributed among 1, 2 and 3 partitions, respectively. Figures in the fourth column show how many epochs does the SGD need to converge for all mini-batch sizes (single partition dataset). On *mushroom* dataset, our algorithm outperforms SGD on 90.2% of all possible fixed mini-batch sizes (with a speedup up to 200%), while on *mg* dataset, our algorithm outperforms SGD on 87.9% of all fixed mini-batch sizes (with a speedup up to 250%).

For each of the considered problems, we performed experiments on at least two real datasets from LIBSVM (Chang & Lin, 2011). We tested our algorithm on ridge regression on *bodyfat* and *mg* datasets in Figure 3. Results on logistic regression on *mushrooms* and *ala* datasets are in Figure 4. For each of these datasets, we considered  $\tau$ -partition independent and  $\tau$ -partition nice sampling with distributing the training set into one, two, and three partitions.

Moreover, we take the previous experiments one step further by running a comparison of various fixed mini-batch size SGD, as well as our adaptive method with a single partition (last column of Figures 3 and 4). We plot the total iteration complexity for each mini-batch size, and highlight optimal mini-batch size obtained from our theoretical analysis, and how many epochs our adaptive algorithm needs to converge. This plot can be viewed as a summary of grid-search for optimal mini-batch size (throughout all possible fixed mini-batch sizes). In Table 1, we record the interval of mini-batch sizes that outperform our algorithm and the percentage of mini-batch sizes that we outperform. Also, we compute the maximum speedup of our algorithm compared to fixed mini-batch size SGD ( $\max_{\tau} \frac{T(\tau)}{T_{\text{adaptive}}}$ ), where  $T_{\text{adaptive}}$  is the total complexity of our algorithm).

Despite the fact that the optimal mini-batch size is nontrivial and varies significantly with the model, dataset, sampling strategy, and number of partitions, our algorithm demonstrated consistent performance overall. In some cases, it was even able to cut down the number of epochs needed to reach the desired error to a factor of six. We refer the interested reader to the appendix for more experiments, on other datasets, different sampling strategies, and a different number of partitions.

**Table 1. Performance of Algorithm 1** compared to fixed mini-batch size SGD. We report the interval where it outperforms our algorithm, the percentage where we prevail, and the maximum achieved speedup.

Dataset	Interval	Percentage	Speedup
<i>bodyfat</i>	(48, 84)	85.3%	$\sim x3.5$
<i>mg</i>	(208, 454)	82.5%	$\sim x3$
<i>mushrooms</i>	(2573, 3371)	90.2%	$\sim x2$
<i>ala</i>	(959, 1152)	87.9%	$\sim x2.5$

The produced figures of our grid-search perfectly capture the tightness of our theoretical analysis. In particular, the total iteration complexity decreases linearly up to a neighborhood of  $\tau^*$  and then increases linearly, as discussed in section 4. In addition, Theorem 2 always captures the empirical minimum of  $T(\tau)$  up to a negligible error. Moreover, these figures show how close  $T_{\text{adaptive}}$  is to the total iteration complexity using optimal mini-batch size  $T(\tau^*)$ .

In terms of practical performance, our algorithm can be better than running SGD with 90% of all possible fixed mini-batch sizes. This demonstrates that running the proposed algorithm is equivalent to “guessing” the optimal mini-batch size a-priori and hitting the interval of size 10% around the optimal mini-batch size. Finally, in terms of running time, the proposed algorithm is slightly more expensive than running vanilla SGD, since we estimate few parameters at each iteration. However, all of these estimates can be done through direct substitution to their formulas, which can be done cheaply. For example, on the *bodyfat* experiment, the proposed algorithm requires 0.2322 ms per epoch, while running SGD with the optimal mini-batch size requires 0.2298 ms.



## 7. Conclusion

In this paper, We proposed a robust algorithm, which adaptively selects mini-batch sizes throughout training, that consistently performs almost as if we used SGD with optimal mini-batch size and theoretically grounded its convergence. Besides, we introduced generalized sampling strategies that are suitable for distributed optimization. We derived formulas for computing optimal mini-batch size, and empirically showed its precision. The performance of our algorithm does not depend on the complexity of these formulas even when their computation required passing through the whole dataset. we employ an effective technique to efficiently utilize memory usage and avoid seeing non-sampled data-points. The proposed algorithm can be viewed as an enhancement on SGD that is orthogonal to many other approaches (e.g., variance reduction). Thus, it might be possible to combine them in future work.

**Acknowledgments.** This work was supported by the King Abdullah University of Science and Technology (KAUST) Office of Sponsored Research.

## References

- Barzilai, J. and Borwein, J. M. Two-point Step Size Gradient Methods. *IMA Journal of Numerical Analysis*, 8(1): 141–148, 1988.
- Bottou, L. Large-scale Machine Learning with Stochastic Gradient Descent. In *Proceedings of COMPSTAT'2010*, pp. 177–186. Springer, 2010.
- Chang, C.-C. and Lin, C.-J. LIBSVM: A library for Support Vector Machines. *ACM Transactions on Intelligent Systems and Technology (TIST)*, 2(3):1–27, 2011.
- Cotter, A., Shamir, O., Srebro, N., and Sridharan, K. Better Mini-Batch Algorithms via Accelerated Gradient Methods. In *Advances in Neural Information Processing Systems*, pp. 1647–1655, 2011.
- De, S., Yadav, A., Jacobs, D., and Goldstein, T. Automated Inference with Adaptive Batches. In *Proceedings of the 20th International Conference on Artificial Intelligence and Statistics*, pp. 1504–1513, 2017.
- Defazio, A., Bach, F. R., and Lacoste-Julien, S. SAGA: A Fast Incremental Gradient Method With Support for Non-Strongly Convex Composite Objectives. In *Advances in Neural Information Processing Systems*, pp. 1646–1654, 2014.
- Gazagnadou, N., Gower, R. M., and Salmon, J. Optimal mini-batch and step sizes for SAGA. In *International Conference on Machine Learning*, 2019.
- Gower, R. M., Richtárik, P., and Bach, F. Stochastic Quasi-Gradient Methods: Variance Reduction via Jacobian Sketching. *arXiv preprint arXiv:1805.02632*, 2018.
- Hanzely, F., Mishchenko, K., and Richtárik, P. SEGA: Variance Reduction via Gradient Sketching. In *Advances in Neural Information Processing Systems*, pp. 2082–2093, 2018.
- Hofmann, T., Lucchi, A., Lacoste-Julien, S., and McWilliams, B. Variance Reduced Stochastic Gradient Descent with Neighbors. In *Advances in Neural Information Processing Systems*, pp. 2305–2313, 2015.
- Johnson, R. and Zhang, T. Accelerating Stochastic Gradient Descent using predictive Variance Reduction. In *Advances in Neural Information Processing Systems*, pp. 315–323, 2013.
- Konečný, J., Liu, J., Richtárik, P., and Takáč, M. Mini-batch Semi-Stochastic Gradient Descent in the Proximal Setting. *IEEE Journal of Selected Topics in Signal Processing*, 10(2):242–255, 2015.
- Kovalev, D., Horváth, S., and Richtárik, P. Don't jump through hoops and remove those loops: SVRG and Katyusha are better without the outer loop. In *Proceedings of the 31st International Conference on Algorithmic Learning Theory*, 2020.
- Li, M., Zhang, T., Chen, Y., and Smola, A. J. Efficient Mini-Batch Training for Stochastic Optimization. In *Proceedings of the 20th ACM SIGKDD International Conference on Knowledge Discovery and Data Mining*, pp. 661–670, 2014.
- Masters, D. and Luschi, C. Revisiting Small Batch Training for Deep Neural Networks. *arXiv preprint arXiv:1804.07612*, 2018.
- Mathews, V. J. and Xie, Z. A Stochastic Gradient Adaptive Filter with Gradient Adaptive Step Size. *IEEE transactions on Signal Processing*, 41(6):2075–2087, 1993.
- Nemirovski, A., Juditsky, A., Lan, G., and Shapiro, A. Robust Stochastic Approximation Approach to Stochastic Programming. *SIAM Journal on Optimization*, 19(4): 1574–1609, 2009.
- Nguyen, L., Nguyen, P. H., van Dijk, M., Richtárik, P., Scheinberg, K., and Takáč, M. SGD and Hogwild! Convergence without the bounded gradients assumption. In Dy, J. and Krause, A. (eds.), *Proceedings of the 35th International Conference on Machine Learning*, volume 80 of *Proceedings of Machine Learning Research*, pp. 3750–3758, Stockholmssan, Stockholm Sweden, 10–15 Jul 2018. PMLR.

- Qian, X., Richtárik, P., Gower, R. M., Sailanbayev, A., Loizou, N., and Shulgin, E. SGD with arbitrary sampling: General analysis and improved rates. In *Proceedings of the 36th International Conference on Machine Learning, ICML 2019, 9-15, 2019*.
- Robbins, H. and Monro, S. A Stochastic Approximation Method. *The Annals of Mathematical Statistics*, pp. 400–407, 1951.
- Schmidt, M., Le Roux, N., and Bach, F. Minimizing finite sums with the Stochastic Average Gradient. *Mathematical Programming*, 2017.
- Schumer, M. and Steiglitz, K. Adaptive Step Size Random Search. *IEEE Transactions on Automatic Control*, 13(3): 270–276, 1968.
- Shin, S., Boo, Y., and Sung, W. Fixed-Point Optimization of Deep Neural Networks with Adaptive Step Size Retraining. In *2017 IEEE International Conference on Acoustics, Speech and Signal Processing (ICASSP)*, pp. 1203–1207. IEEE, 2017.
- Smith, S. L., Kindermans, P.-J., and Le, Q. V. Don't decay the learning rate, increase the batch size. In *International Conference on Learning Representations*, 2019.
- Tan, C., Ma, S., Dai, Y.-H., and Qian, Y. Barzilai-Borwein Step Size for Stochastic Gradient Descent. In *Advances in Neural Information Processing Systems*, pp. 685–693, 2016.
- You, Y., Gitman, I., and Ginsburg, B. Large Batch Training of Convolutional Networks. *arXiv preprint arXiv:1708.03888*, 2017a.
- You, Y., Gitman, I., and Ginsburg, B. Scaling SGD Batch Size to 32k for Imagenet Training. *arXiv preprint arXiv:1708.03888*, 6, 2017b.
- Zeiler, M. D. ADADELTA: an adaptive learning rate method. *arXiv preprint arXiv:1212.5701*, 2012.

## A. Proof of Lemma 1

For the considered partition sampling, the indices  $1, \dots, n$  are distributed into the sets  $\mathcal{C}_1, \dots, \mathcal{C}_K$  with each having a minimum cardinality of  $\tau$ . We choose each set  $\mathcal{C}_j$  with probability  $q_{\mathcal{C}_j}$  where  $\sum_j q_{\mathcal{C}_j} = 1$ . Note that

$$\mathbf{P}_{ij} = \begin{cases} 0 & \text{if } i \in \mathcal{C}_k, j \in \mathcal{C}_l, k \neq l \\ q_k \frac{\tau(\tau-1)}{n_k(n_k-1)} & \text{if } i \neq j, i, j \in \mathcal{C}_k, |\mathcal{C}_k| = \tau_k \\ q_k \frac{\tau}{n_k} & \text{if } i=j \end{cases}$$

Therefore

$$\begin{aligned} \mathbb{E} \left[ \|\nabla f_v(x) - \nabla f_v(y)\|^2 \right] &= \frac{1}{n^2} \sum_{\mathcal{C}_k} \sum_{i, j \in \mathcal{C}_k} \frac{\mathbf{P}_{ij}}{p_i p_j} \langle \nabla f_i(x) - \nabla f_i(y), \nabla f_j(x) - \nabla f_j(y) \rangle \\ &= \frac{1}{n^2} \sum_{\mathcal{C}_k} \sum_{i \neq j \in \mathcal{C}_k} \frac{\mathbf{P}_{ij}}{p_i p_j} \langle \nabla f_i(x) - \nabla f_i(y), \nabla f_j(x) - \nabla f_j(y) \rangle \\ &\quad + \frac{1}{n^2} \sum_{\mathcal{C}_k} \sum_{i \in \mathcal{C}_k} \frac{1}{p_i} \langle \nabla f_i(x) - \nabla f_i(y), \nabla f_i(x) - \nabla f_i(y) \rangle \\ &= \frac{1}{n^2} \sum_{\mathcal{C}_k} \sum_{i \neq j \in \mathcal{C}_k} \frac{n_{\mathcal{C}_k}(\tau-1)}{q_{\mathcal{C}_k} \tau (n_{\mathcal{C}_k} - 1)} \langle \nabla f_i(x) - \nabla f_i(y), \nabla f_j(x) - \nabla f_j(y) \rangle \\ &\quad + \frac{1}{n^2} \sum_{\mathcal{C}_k} \sum_{i \in \mathcal{C}_k} \frac{n_{\mathcal{C}_k}}{q_{\mathcal{C}_k} \tau} \langle \nabla f_i(x) - \nabla f_i(y), \nabla f_i(x) - \nabla f_i(y) \rangle \\ &= \frac{1}{n^2} \sum_{\mathcal{C}_k} \frac{n_{\mathcal{C}_k}(\tau-1)}{q_{\mathcal{C}_k} \tau (n_{\mathcal{C}_k} - 1)} \sum_{i \neq j \in \mathcal{C}_k} \langle \nabla f_i(x) - \nabla f_i(y), \nabla f_j(x) - \nabla f_j(y) \rangle \\ &\quad + \frac{1}{n^2} \sum_{\mathcal{C}_k} \frac{n_{\mathcal{C}_k}}{q_{\mathcal{C}_k} \tau} \sum_{i \in \mathcal{C}_k} \|\nabla f_i(x) - \nabla f_i(y)\|^2 \\ &= \frac{1}{n^2} \sum_{\mathcal{C}_k} \frac{n_{\mathcal{C}_k}(\tau-1)}{q_{\mathcal{C}_k} \tau (n_{\mathcal{C}_k} - 1)} \left\| \sum_{i \in \mathcal{C}_k} \nabla f_i(x) - \nabla f_i(y) \right\|^2 \\ &\quad + \frac{1}{n^2} \sum_{\mathcal{C}_k} \frac{n_{\mathcal{C}_k}(n_{\mathcal{C}_k} - \tau)}{q_{\mathcal{C}_k} \tau (n_{\mathcal{C}_k} - 1)} \sum_{i \in \mathcal{C}_k} \|\nabla f_i(x) - \nabla f_i(y)\|^2 \\ &\leq \frac{1}{n^2} \sum_{\mathcal{C}_k} \frac{n_{\mathcal{C}_k}^3(\tau-1)}{q_{\mathcal{C}_k} \tau (n_{\mathcal{C}_k} - 1)} 2L_{\mathcal{C}_k} D_{f_{\mathcal{C}_k}}(x, y) \\ &\quad + \frac{1}{n^2} \sum_{\mathcal{C}_k} \frac{n_{\mathcal{C}_k}(n_{\mathcal{C}_k} - \tau)}{q_{\mathcal{C}_k} \tau (n_{\mathcal{C}_k} - 1)} \sum_{i \in \mathcal{C}_k} 2L_i D_{f_i}(x, y) \\ &\leq \frac{1}{n^2} \sum_{\mathcal{C}_k} \frac{n_{\mathcal{C}_k}^3(\tau-1)}{q_{\mathcal{C}_k} \tau (n_{\mathcal{C}_k} - 1)} 2L_{\mathcal{C}_k} D_{f_{\mathcal{C}_k}}(x, y) \\ &\quad + \frac{1}{n^2} \sum_{\mathcal{C}_k} \frac{n_{\mathcal{C}_k}^2(n_{\mathcal{C}_k} - \tau)}{q_{\mathcal{C}_k} \tau (n_{\mathcal{C}_k} - 1)} 2 \max_{i \in \mathcal{C}_k} L_i D_{f_{\mathcal{C}_k}}(x, y) \\ &= \frac{1}{n^2} \sum_{\mathcal{C}_k} 2 \frac{n_{\mathcal{C}_k}^2(\tau-1)L_{\mathcal{C}_k} + n_{\mathcal{C}_k}(n_{\mathcal{C}_k} - \tau) \max_{i \in \mathcal{C}_k} L_i}{q_{\mathcal{C}_k} \tau (n_{\mathcal{C}_k} - 1)} n_{\mathcal{C}_k} D_{f_{\mathcal{C}_k}}(x, y) \\ &\leq 2 \frac{1}{n} \left( \max_{\mathcal{C}_k} \frac{n_{\mathcal{C}_k}^2(\tau-1)L_{\mathcal{C}_k} + n_{\mathcal{C}_k}(n_{\mathcal{C}_k} - \tau) \max_{i \in \mathcal{C}_k} L_i}{q_{\mathcal{C}_k} \tau (n_{\mathcal{C}_k} - 1)} n_{\mathcal{C}_k} \right) D_f(x, y), \end{aligned}$$

where  $D_f(x, y) = f(x) - f(y) - \langle \nabla f(y), x - y \rangle$ . Setting  $y \leftarrow x^*$ , leads to the desired upper bound of the expected

smoothness which is given by

$$\mathcal{L}(\tau) = \frac{1}{n\tau} \left( \max_{\mathcal{C}_k} \frac{n_{\mathcal{C}_k}}{q_{\mathcal{C}_k}(n_{\mathcal{C}_k} - 1)} \left( n_{\mathcal{C}_k}^2 (\tau - 1) L_{\mathcal{C}_k} + n_{\mathcal{C}_k} (n_{\mathcal{C}_k} - \tau) \max_{i \in \mathcal{C}_k} L_i \right) \right).$$

Next, we derive a similar bound for  $\tau$ -independent partition sampling.

$$\begin{aligned} \mathbb{E} \left[ \|\nabla f_v(x) - \nabla f_v(y)\|^2 \right] &= \frac{1}{n^2} \sum_{\mathcal{C}_k} \sum_{i,j \in \mathcal{C}_k} \frac{\mathbf{P}_{ij}}{p_i p_j} \langle \nabla f_i(x) - \nabla f_i(y), \nabla f_j(x) - \nabla f_j(y) \rangle \\ &= \frac{1}{n^2} \sum_{\mathcal{C}_k} \sum_{i \neq j \in \mathcal{C}_k} \frac{\mathbf{P}_{ij}}{p_i p_j} \langle \nabla f_i(x) - \nabla f_i(y), \nabla f_j(x) - \nabla f_j(y) \rangle \\ &\quad + \frac{1}{n^2} \sum_{\mathcal{C}_k} \sum_{i \in \mathcal{C}_k} \frac{1}{p_i} \langle \nabla f_i(x) - \nabla f_i(y), \nabla f_i(x) - \nabla f_i(y) \rangle \\ &= \frac{1}{n^2} \sum_{\mathcal{C}_k} \sum_{i \neq j \in \mathcal{C}_k} \frac{1}{q_{\mathcal{C}_k}} \langle \nabla f_i(x) - \nabla f_i(y), \nabla f_j(x) - \nabla f_j(y) \rangle \\ &\quad + \frac{1}{n^2} \sum_{\mathcal{C}_k} \sum_{i \in \mathcal{C}_k} \frac{1}{q_{\mathcal{C}_k} p_i} \langle \nabla f_i(x) - \nabla f_i(y), \nabla f_i(x) - \nabla f_i(y) \rangle \\ &= \frac{1}{n^2} \sum_{\mathcal{C}_k} \frac{1}{q_{\mathcal{C}_k}} \sum_{i \neq j \in \mathcal{C}_k} \langle \nabla f_i(x) - \nabla f_i(y), \nabla f_j(x) - \nabla f_j(y) \rangle \\ &\quad + \frac{1}{n^2} \sum_{\mathcal{C}_k} \frac{1}{q_{\mathcal{C}_k}} \sum_{i \in \mathcal{C}_k} \frac{1}{p_i} \|\nabla f_i(x) - \nabla f_i(y)\|^2 \\ &= \frac{1}{n^2} \sum_{\mathcal{C}_k} \frac{1}{q_{\mathcal{C}_k}} \left\| \sum_{i \in \mathcal{C}_k} \nabla f_i(x) - \nabla f_i(y) \right\|^2 \\ &\quad + \frac{1}{n^2} \sum_{\mathcal{C}_k} \frac{1}{q_{\mathcal{C}_k}} \sum_{i \in \mathcal{C}_k} \frac{1-p_i}{p_i} \|\nabla f_i(x) - \nabla f_i(y)\|^2 \\ &\leq \frac{1}{n^2} \sum_{\mathcal{C}_k} \frac{n_{\mathcal{C}_k}^2}{q_{\mathcal{C}_k}} 2L_{\mathcal{C}_k} D_{f_{\mathcal{C}_k}}(x, y) \\ &\quad + \frac{1}{n^2} \sum_{\mathcal{C}_k} \frac{1}{q_{\mathcal{C}_k}} \sum_{i \in \mathcal{C}_k} \frac{1-p_i}{p_i} 2L_i D_{f_i}(x, y) \\ &\leq \frac{1}{n^2} \sum_{\mathcal{C}_k} \frac{n_{\mathcal{C}_k}^2}{q_{\mathcal{C}_k}} 2L_{\mathcal{C}_k} D_{f_{\mathcal{C}_k}}(x, y) \\ &\quad + \frac{1}{n^2} \sum_{\mathcal{C}_k} \frac{n_{\mathcal{C}_k}}{q_{\mathcal{C}_k}} 2 \max_{i \in \mathcal{C}_k} \frac{1-p_i}{p_i} L_i D_{f_{\mathcal{C}_k}}(x, y) \\ &= \frac{1}{n^2} \sum_{\mathcal{C}_k} 2 \left( \frac{n_{\mathcal{C}_k} L_{\mathcal{C}_k}}{q_{\mathcal{C}_k}} + \max_{i \in \mathcal{C}_k} \frac{(1-p_i)L_i}{q_{\mathcal{C}_k} p_i} \right) n_{\mathcal{C}_k} D_{f_{\mathcal{C}_k}}(x, y) \\ &\leq 2 \frac{1}{n} \max_{i \in \mathcal{C}_k} \left( \frac{n_{\mathcal{C}_k} L_{\mathcal{C}_k}}{q_{\mathcal{C}_k}} + \max_{i \in \mathcal{C}_k} \frac{(1-p_i)L_i}{q_{\mathcal{C}_k} p_i} \right) D_f(x, y). \end{aligned}$$

This gives the desired upper bound for the expected smoothness

$$\mathcal{L}(\tau) = \frac{1}{n} \max_{i \in \mathcal{C}_k} \left( \frac{n_{\mathcal{C}_k} L_{\mathcal{C}_k}}{q_{\mathcal{C}_k}} + \max_{i \in \mathcal{C}_k} \frac{(1-p_i)L_i}{q_{\mathcal{C}_k} p_i} \right).$$

## B. Proof of Lemma 2

Following the same notation, we move on to compute  $\sigma$  for each sampling. First, for  $\tau$ -nice partition sampling we have

$$\begin{aligned}
 \mathbb{E} \left[ \|\nabla f_v(x^*)\|^2 \right] &= \frac{1}{n^2} \sum_{\mathcal{C}_k} \sum_{i,j \in \mathcal{C}_k} \frac{\mathbf{P}_{ij}}{p_i p_j} \langle \nabla f_i(x^*), \nabla f_j(x^*) \rangle \\
 &= \frac{1}{n^2} \sum_{\mathcal{C}_k} \sum_{i \neq j \in \mathcal{C}_k} \frac{\mathbf{P}_{ij}}{p_i p_j} \langle \nabla f_i(x^*), \nabla f_j(x^*) \rangle + \frac{1}{n^2} \sum_{\mathcal{C}_k} \sum_{i \in \mathcal{C}_k} \frac{1}{p_i} \langle \nabla f_i(x^*), \nabla f_i(x^*) \rangle \\
 &= \frac{1}{n^2} \sum_{\mathcal{C}_k} \sum_{i \neq j \in \mathcal{C}_k} \frac{n_{\mathcal{C}_k}(\tau-1)}{\tau(n_{\mathcal{C}_k}-1)q_{\mathcal{C}_k}} \langle \nabla f_i(x^*), \nabla f_j(x^*) \rangle + \frac{1}{n^2} \sum_{\mathcal{C}_k} \sum_{i \in \mathcal{C}_k} \frac{n_{\mathcal{C}_k}}{\tau q_{\mathcal{C}_k}} \langle \nabla f_i(x^*), \nabla f_i(x^*) \rangle \\
 &= \frac{1}{n^2} \sum_{\mathcal{C}_k} \frac{n_{\mathcal{C}_k}(\tau-1)}{\tau(n_{\mathcal{C}_k}-1)q_{\mathcal{C}_k}} \sum_{i \neq j \in \mathcal{C}_k} \langle \nabla f_i(x^*), \nabla f_j(x^*) \rangle + \frac{1}{n^2} \sum_{\mathcal{C}_k} \frac{n_{\mathcal{C}_k}}{\tau q_{\mathcal{C}_k}} \sum_{i \in \mathcal{C}_k} h_i \\
 &= \frac{1}{n^2} \sum_{\mathcal{C}_k} \frac{n_{\mathcal{C}_k}(\tau-1)}{\tau(n_{\mathcal{C}_k}-1)q_{\mathcal{C}_k}} \left\| \sum_{i \in \mathcal{C}_k} \nabla f_i(x^*) \right\|^2 + \frac{1}{n^2} \sum_{\mathcal{C}_k} \frac{n_{\mathcal{C}_k}(n_{\mathcal{C}_k}-\tau)}{\tau(n_{\mathcal{C}_k}-1)q_{\mathcal{C}_k}} \sum_{i \in \mathcal{C}_k} h_i \\
 &= \frac{1}{n^2} \sum_{\mathcal{C}_k} \frac{n_{\mathcal{C}_k}^3(\tau-1)}{\tau(n_{\mathcal{C}_k}-1)q_{\mathcal{C}_k}} h_{\mathcal{C}_k} + \frac{1}{n^2} \sum_{\mathcal{C}_k} \frac{n_{\mathcal{C}_k}^2(n_{\mathcal{C}_k}-\tau)}{\tau(n_{\mathcal{C}_k}-1)q_{\mathcal{C}_k}} \bar{h}_{\mathcal{C}_k}.
 \end{aligned}$$

Where its left to rearrange the terms to get the first result of the lemma. Next, we compute  $\sigma$  for  $\tau$ -independent partition:

$$\begin{aligned}
 \mathbb{E} \left[ \|\nabla f_v(x^*)\|^2 \right] &= \frac{1}{n^2} \sum_{\mathcal{C}_k} \sum_{i,j \in \mathcal{C}_k} \frac{\mathbf{P}_{ij}}{p_i p_j} \langle \nabla f_i(x^*), \nabla f_j(x^*) \rangle \\
 &= \frac{1}{n^2} \sum_{\mathcal{C}_k} \sum_{i \neq j \in \mathcal{C}_k} \frac{\mathbf{P}_{ij}}{p_i p_j} \langle \nabla f_i(x^*), \nabla f_j(x^*) \rangle + \frac{1}{n^2} \sum_{\mathcal{C}_k} \sum_{i \in \mathcal{C}_k} \frac{1}{p_i} \langle \nabla f_i(x^*), \nabla f_i(x^*) \rangle \\
 &= \frac{1}{n^2} \sum_{\mathcal{C}_k} \sum_{i \neq j \in \mathcal{C}_k} \frac{1}{q_{\mathcal{C}_k}} \langle \nabla f_i(x^*), \nabla f_j(x^*) \rangle + \frac{1}{n^2} \sum_{\mathcal{C}_k} \sum_{i \in \mathcal{C}_k} \frac{1}{q_{\mathcal{C}_k} p_i} \langle \nabla f_i(x^*), \nabla f_i(x^*) \rangle \\
 &= \frac{1}{n^2} \sum_{\mathcal{C}_k} \frac{1}{q_{\mathcal{C}_k}} \sum_{i \neq j \in \mathcal{C}_k} \langle \nabla f_i(x^*), \nabla f_j(x^*) \rangle + \frac{1}{n^2} \sum_{\mathcal{C}_k} \frac{1}{q_{\mathcal{C}_k}} \sum_{i \in \mathcal{C}_k} \frac{1}{p_i} h_i \\
 &= \frac{1}{n^2} \sum_{\mathcal{C}_k} \frac{1}{q_{\mathcal{C}_k}} \left\| \sum_{i \in \mathcal{C}_k} \nabla f_i(x^*) \right\|^2 + \frac{1}{n^2} \sum_{\mathcal{C}_k} \sum_{i \in \mathcal{C}_k} \frac{(1-p_i)h_i}{q_{\mathcal{C}_k} p_i} \\
 &= \frac{1}{n^2} \sum_{\mathcal{C}_k} \frac{n_{\mathcal{C}_k}^2}{q_{\mathcal{C}_k}} h_{\mathcal{C}_k} + \frac{1}{n^2} \sum_{\mathcal{C}_k} \sum_{i \in \mathcal{C}_k} \frac{(1-p_i)h_i}{q_{\mathcal{C}_k} p_i}.
 \end{aligned}$$

## C. Proof of Theorem 2

Recall that the optimal mini-batch size  $\tau(x^*)$  is chosen such that the quantity  $\max \left\{ \tau \mathcal{L}(\tau), \frac{2}{\epsilon \mu} \tau \sigma(x^*, \tau) \right\}$  is minimized. Note that in both  $\tau$ -nice partition, and  $\tau$ -independent partition with  $(p_i = \frac{\tau}{n_{\mathcal{C}_j}})$ ,  $\tau \sigma(x^*, \tau)$  is a linear function of  $\tau$  while  $\tau \mathcal{L}(\tau)$  is a max across linearly increasing functions of  $\tau$ . To find the minimized in such a case, we leverage the following lemma.

**Lemma 4** *Suppose that  $l_1(x), l_2(x), \dots, l_k(x)$  are increasing linear functions of  $x$ , and  $r(x)$  is linear decreasing function of  $x$ , then the minimizer of  $\max(l_1(x), l_2(x), \dots, l_k(x), r(x))$  is  $x^* = \min_i(x_i)$  where  $x_i$  is the unique solution for  $l_i(x) = r(x)$*

*Proof:* Let  $x^*$  be defined as above, and let  $x$  be an arbitrary number. If  $x \leq x^*$ , then  $r(x) \geq r(x^*) \geq r(x_i) = l_i(x_i) \geq l_i(x^*)$  for each  $i$  which means  $r(x) \geq \max(l_1(x^*), \dots, l_k(x^*), r(x^*))$ . On the other hand, if  $x \geq x^*$ , then let  $i$  be the index

s.t.  $x_i = x^*$ . We have  $l_i(x) \geq l_i(x^*) = r(x^*) \geq r(x_j) = l_j(x_j) \geq l_j(x^*)$ , hence  $l_i(x) \geq \max(l_1(x^*), \dots, l_k(x^*), r(x^*))$ . This means that  $x^* = \min_j(x_i)$  is indeed the minimizer of  $\max(l_1(x), l_2(x), \dots, l_k(x), r(x))$ .

Now we can estimate optimal mini-batch sizes for proposed samplings.

**$\tau$ -nice partition:** if  $\sum_{c_j} \frac{n_{c_j}^2}{e_{c_j}} (h_{c_j}^* n_{c_j} - \bar{h}_{c_j}^*) \leq 0$  then  $\tau\sigma(\tau)$  is a decreasing linear function of  $\tau$ , and  $\tau\mathcal{L}(\tau)$  is the max of increasing linear functions. Therefore, we can leverage the previous lemma with  $r(\tau) = \frac{2}{\epsilon\mu}\tau\sigma(x^*, \tau)$  and  $l_{c_k}(\tau) = \frac{n_{c_k}^2(\tau-1)L_{c_k} + n_{c_k}(n_{c_k}-\tau)\max_{i \in c_k} L_i}{qc_k(n_{c_k}-1)} n_{c_k}$  to find the optimal mini-batch size as  $\tau^* = \min_{C_k}(\tau_{C_k}^*)$ , where

$$\tau_{C_k}^* = \frac{\frac{nn_{C_r}^2}{e_{C_r}}(L_{C_r} - L_{\max}^{C_r}) + \frac{2}{\epsilon\mu} \sum_{c_j} \frac{n_{c_j}^3}{e_{c_j}} (\bar{h}_{c_j} - h_{c_j})}{\frac{nn_{C_r}}{e_{C_r}}(n_{C_r} L_{C_r} - L_{\max}^{C_r}) + \frac{2}{\epsilon\mu} \sum_{c_j} \frac{n_{c_j}^2}{e_{c_j}} (\bar{h}_{c_j} - n_{c_j} h_{c_j})}.$$

**$\tau$ -independent partition:** Similar to  $\tau$ -nice partition, we have  $\tau\sigma(\tau)$  is a decreasing linear function of  $\tau$  if  $\sum_{c_j} \frac{n_{c_j}}{qc_j} (n_{c_j} h_{c_j}^* - \bar{h}_{c_j}^*) \leq 0$ , and  $\tau\mathcal{L}(\tau)$  is the max of increasing linear functions of  $\tau$ . Hence, we can leverage the previous lemma with  $r(\tau) = \frac{2}{\epsilon\mu}\tau\sigma(x^*, \tau)$  and  $l_{c_k}(\tau) = \frac{n_{c_k} L_{c_k} \tau}{qc_k} + (n_{c_k} - \tau) \max_{i \in c_k} \frac{L_i}{qc_k}$  to find the optimal mini-batch size as  $\tau^* = \min_{C_k}(\tau_{C_k}^*)$ , where

$$\tau_{C_k}^* = \frac{\frac{2}{\epsilon\mu} \sum_{c_j} \frac{n_{c_j}^2}{qc_j} \bar{h}_{c_j} - \frac{n}{qc_r} L_{\max}^{C_r}}{\frac{2}{\epsilon\mu} \sum_{c_j} \frac{n_{c_j}}{qc_j} (\bar{h}_{c_j} - n_{c_j} h_{c_j}) + \frac{n}{qc_r} (n_{C_r} L_{C_r} - L_{\max}^{C_r})}.$$

## D. Proof of Lemma 3

For our choice of the learning rate we have

$$\gamma^k = \frac{1}{2} \min \left\{ \frac{1}{\mathcal{L}^k}, \frac{\epsilon\mu}{\min(C, 2\sigma^k)} \right\} = \frac{1}{2} \min \left\{ \frac{1}{\mathcal{L}^k}, \max \left\{ \frac{\epsilon\mu}{C}, \frac{\epsilon\mu}{2\sigma^k} \right\} \right\} \geq \frac{1}{2} \min \left\{ \frac{1}{\mathcal{L}^k}, \frac{\epsilon\mu}{C} \right\}.$$

Since  $\mathcal{L}^k$  is a linear combination between the smoothness constants of the functions  $f_i$ , then it is bounded. Therefore, both  $\mathcal{L}^k$  and  $C$  are upper bounded and lower bounded as well as  $\frac{1}{\mathcal{L}^k}$  and  $\frac{\epsilon\mu}{C}$ , thus also  $\gamma^k$  is bounded by positive constants

$$\gamma_{\max} = \frac{1}{2} \max_{\tau \in [n]} \left\{ \frac{1}{\mathcal{L}(\tau)} \right\} \text{ and } \gamma_{\min} = \frac{1}{2} \min \left\{ \min_{\tau \in [n]} \left\{ \frac{1}{\mathcal{L}(\tau)} \right\}, \frac{\epsilon\mu}{C} \right\}.$$

## E. Proof of Theorem 3

Let  $r^k = \|x^k - x^*\|^2$ , then

$$\begin{aligned} \mathbb{E} [r^{k+1} | x^k] &= \mathbb{E} \left[ \|x^k - \gamma^k \nabla f_{v_k}(x^k) - x^*\|^2 | x^k \right] \\ &= r^k + (\gamma^k)^2 \mathbb{E} \left[ \|\nabla f_{v_k}(x^k)\|^2 | x^k \right] - 2\gamma^k \langle \mathbb{E} [\nabla f_{v_k}(x^k) | x^k], r^k \rangle \\ &= r^k + (\gamma^k)^2 \mathbb{E} \left[ \|\nabla f_{v_k}(x^k)\|^2 | x^k \right] - 2\gamma^k \left( f(x^k) - f(x^*) + \frac{\mu}{2} r^k \right) \\ &= (1 - \gamma^k \mu) r^k + (\gamma^k)^2 \mathbb{E} \left[ \|\nabla f_{v_k}(x^k)\|^2 | x^k \right] - 2\gamma^k (f(x^k) - f(x^*)) \\ &\leq (1 - \gamma^k \mu) r^k + (\gamma^k)^2 (4\mathcal{L}^k (f(x^k) - f(x^*)) + 2\sigma) - 2\gamma^k (f(x^k) - f(x^*)) \\ &= (1 - \gamma^k \mu) r^k - 2\gamma^k ((1 - 2\gamma^k \mathcal{L}^k) (f(x^k) - f(x^*))) + 2(\gamma^k)^2 \sigma \\ &\leq (1 - \gamma^k \mu) r^k + 2(\gamma^k)^2 \sigma \quad \text{for } \gamma_k \leq \frac{1}{2\mathcal{L}^k}. \end{aligned}$$

From Lemma 3 there exist upper and lower bounds for step-sizes,  $\gamma_{\min} \leq \gamma^k \leq \gamma_{\max}$ , thus

$$\mathbb{E} [r^{k+1} | x^k] \leq (1 - \gamma^k \mu) r^k + 2(\gamma^k)^2 \sigma \leq (1 - \gamma_{\min} \mu) r^k + 2\gamma_{\max}^2 \sigma.$$

Therefore, unrolling the above recursion gives

$$\begin{aligned}\mathbb{E}[r^{k+1}|x^k] &\leq (1 - \gamma_{\min}\mu)^k r^0 + 2\gamma_{\max}^2\sigma \sum_{i=0}^k (1 - \gamma_{\min}\mu)^i \\ &\leq (1 - \gamma_{\min}\mu)^k r^0 + \frac{2\gamma_{\max}^2\sigma}{\gamma_{\min}\mu}.\end{aligned}$$

## F. Proof of convergence to linear neighborhood in $\epsilon$

In this section, we prove that our algorithm converges to a neighborhood around the optimal solution with size upper bounded by an expression linear in  $\epsilon$ . First of all, we prove that  $\sigma(x)$  is lower bounded by a multiple of the variance in the optimum  $\sigma^*$  (in Lemma 5). Then, by showing an alternative upper bound on the step-size, we obtain an upper bound for neighborhood size  $R$  as expression of  $\epsilon$ .

**Lemma 5** *Suppose  $f$  is  $\mu$ -strongly convex,  $L$ -smooth and with expected smoothness constant  $\mathcal{L}$ . Let  $v$  be as in Section 3, i.e.,  $\mathbb{E}[v_i = 1]$  for all  $i$ . Fix any  $c > 0$ . The function  $\sigma(x) := \mathbb{E}[\|\nabla f_v(x)\|^2]$  can be lower bounded as follows:*

$$\sigma(x) \geq \left\{ \mu^2 c, 1 - 2\sqrt{\mathcal{L}Lc} \right\} \sigma(x^*), \quad \forall x \in \mathbb{R}^d.$$

The constant  $c$  maximizing this bound is  $c = \left( \frac{\sqrt{\mathcal{L}L + \mu^2} - \sqrt{\mathcal{L}L}}{\mu^2} \right)^2$ , giving the bound

$$\sigma(x) \geq \frac{\left( \sqrt{\mathcal{L}L + \mu^2} - \sqrt{\mathcal{L}L} \right)^2}{\mu^2} \sigma(x^*), \quad \forall x \in \mathbb{R}^d.$$

*Proof:* Choose  $c > 0$ . If  $\|x - x^*\| \geq \sqrt{c\sigma(x^*)}$ , then using Jensen's inequality and strong convexity of  $f$ , we get

$$\sigma(x) \geq \mathbb{E}[\|\nabla f_v(x)\|^2] = \|\nabla f(x)\|^2 = \|\nabla f(x) - \nabla f(x^*)\|^2 \geq \mu^2 \|x - x^*\|^2 \geq \mu^2 c\sigma(x^*). \quad (12)$$

If  $\|x - x^*\| \leq \sqrt{c\sigma(x^*)}$ , then using expected smoothness and  $L$ -smoothness, we get

$$\mathbb{E}[\|\nabla f_v(x) - \nabla f_v(x^*)\|^2] \stackrel{(7)}{\leq} 2\mathcal{L}(f(x) - f(x^*)) \leq \mathcal{L}L \|x - x^*\|^2 \leq \mathcal{L}Lc\sigma(x^*). \quad (13)$$

Further, we can write

$$\begin{aligned}\sigma(x^*) - \sigma(x) &= \mathbb{E}[\|\nabla f_v(x^*)\|^2] - \mathbb{E}[\|\nabla f_v(x)\|^2] \\ &= -2\mathbb{E}[\langle \nabla f_v(x) - \nabla f_v(x^*), \nabla f_v(x^*) \rangle] - \mathbb{E}[\|\nabla f_v(x) - \nabla f_v(x^*)\|^2] \\ &\leq -2\mathbb{E}[\langle \nabla f_v(x) - \nabla f_v(x^*), \nabla f_v(x^*) \rangle] \\ &\leq 2\mathbb{E}[\|\nabla f_v(x) - \nabla f_v(x^*)\| \|\nabla f_v(x^*)\|] \\ &\leq 2\sqrt{\mathbb{E}[\|\nabla f_v(x) - \nabla f_v(x^*)\|^2]} \sqrt{\mathbb{E}[\|\nabla f_v(x^*)\|^2]} \\ &\stackrel{(13)}{\leq} 2\sqrt{\mathcal{L}Lc}\sqrt{\sigma(x^*)}\sqrt{\sigma(x^*)} \\ &= 2\sqrt{\mathcal{L}Lc}\sigma(x^*),\end{aligned}$$

where the first inequality follows by neglecting a negative term, the second by Cauchy-Schwarz and the third by Hölder inequality for bounding the expectation of the product of two random variables. The last inequality implies that

$$\sigma(x) \geq \left(1 - 2\sqrt{\mathcal{L}Lc}\right) \sigma(x^*). \quad (14)$$

By combining the bounds (12) and (14), we get

$$\sigma(x) \geq \min \left\{ \mu^2 c, 1 - 2\sqrt{\mathcal{L}Lc} \right\} \sigma(x^*).$$

Using Lemma 5, we can upper bound step-sizes  $\gamma^k$ . Assume that  $\sigma^* = \sigma(x^*) > 0$ . Let  $\gamma'_{\max} = \frac{\epsilon\mu}{2} \max \left\{ \frac{1}{C}, \frac{1}{2\eta\sigma^*} \right\}$ , where  $\eta = \frac{(\sqrt{\mathcal{L}L+\mu^2}-\sqrt{\mathcal{L}L})^2}{\mu^2}$ .

We have

$$\gamma^k = \frac{1}{2} \min \left\{ \frac{1}{\mathcal{L}^k}, \frac{\epsilon\mu}{\min(C, 2\sigma^k)} \right\} \leq \frac{\epsilon\mu}{2} \max \left\{ \frac{1}{C}, \frac{1}{2\sigma^k} \right\} \leq \frac{\epsilon\mu}{2} \max \left\{ \frac{1}{C}, \frac{1}{2\eta\sigma^*} \right\} = \gamma'_{\max}.$$

Now, we use this alternative step-sizes upper bound to obtain alternative expression for residual term  $R = \frac{2\gamma_{\max}^2\sigma^*}{\gamma_{\min}\mu}$  in Theorem 3 (let's denote it  $R'$ ). Analogically to proof of Theorem 3 (with upper bound of step-sizes  $\gamma'_{\max}$ ), we have  $R' = \frac{2\gamma_{\max}'^2\sigma^*}{\gamma_{\min}\mu}$ .

Finally, expanding expression for residual term  $R'$  yields the result:

$$\begin{aligned} R' &= \frac{2\gamma_{\max}'^2\sigma^*}{\gamma_{\min}\mu} = \frac{2 \left( \frac{\epsilon\mu}{2} \max \left\{ \frac{1}{C}, \frac{1}{2\eta\sigma^*} \right\} \right)^2 \sigma^*}{\frac{1}{2} \min \left\{ \min_{\tau \in [n]} \left\{ \frac{1}{\mathcal{L}(\tau)} \right\}, \frac{\epsilon\mu}{C} \right\} \mu} = \epsilon^2 \mu \left( \max \left\{ \frac{1}{C}, \frac{1}{2\eta\sigma^*} \right\} \right)^2 \max \left\{ \max_{\tau \in [n]} \{ \mathcal{L}(\tau) \}, \frac{C}{\mu\epsilon} \right\} \sigma^* \\ &= \epsilon \mu \left( \max \left\{ \frac{1}{C}, \frac{1}{2\eta\sigma^*} \right\} \right)^2 \max \left\{ \epsilon \max_{\tau \in [n]} \{ \mathcal{L}(\tau) \}, \frac{C}{\mu} \right\} \sigma^*. \end{aligned}$$

As conclusion, if we consider  $R'$  to be function of  $\epsilon$ , then it is at least linear in  $\epsilon$ ,  $R' \in \mathcal{O}(\epsilon)$ .

## G. Additional Experimental Results

In this section, we present additional experimental results. Here we test each dataset on the sampling that was not tested on. Similar to the earlier result, the proposed algorithm outperforms most of the fixed mini-batch size SGD. Moreover, it can be seen as a first glance, that the optimal mini-batch is non-trivial, and it is changing as we partition the dataset through different number of partitions. For example, in *bodyfat* dataset that is located in one partition, the optimal mini-batch size was  $\tau^* = 74$ . Although one can still sample  $\tau = 74$  when the data is divided into two partitions, the optimal has changed to  $\tau^* = 57$ . This is clearly shown in Figure 7 where it shows that the optimal batch size varies between different partitioning, and the predicted optimal from our theoretical analysis matches the actual optimal.



## Adaptive Learning of the Optimal Mini-Batch Size of SGD

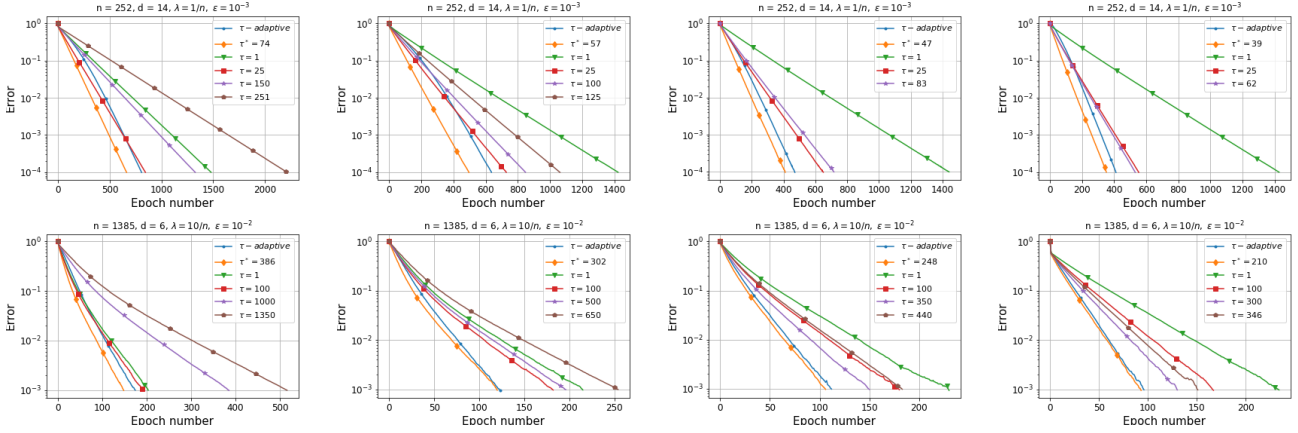


Figure 5. Convergence of Ridge regression using  $\tau$ -partition independent sampling on *Bodyfat* dataset (first row) and  $\tau$ -partition nice sampling on *mg* dataset (second row). In first three columns, training set is distributed among 1, 2, 3 and 4 partitions, respectively.

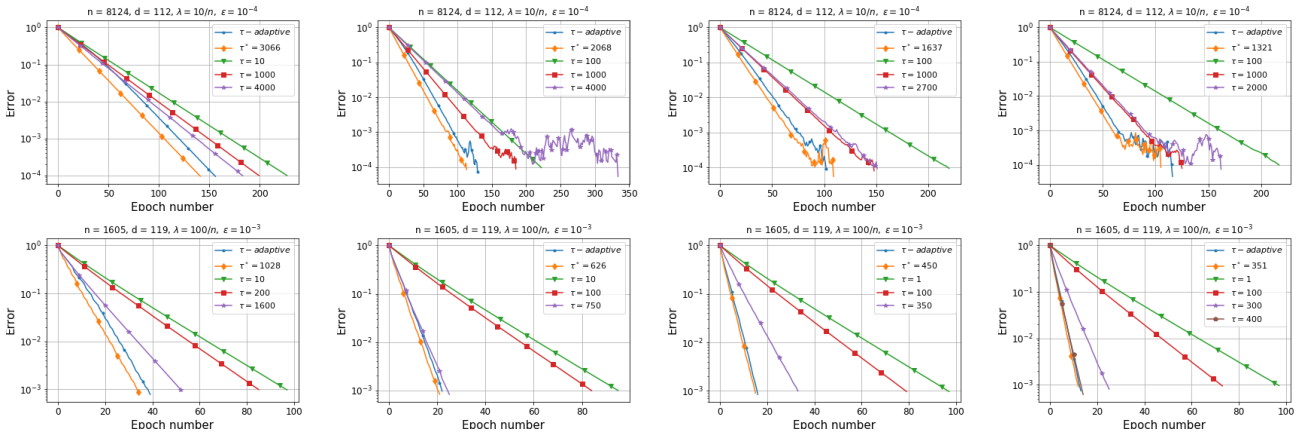


Figure 6. Convergence of Logistic regression using  $\tau$ -partition independent sampling on *mushrooms* dataset (first row) and  $\tau$ -partition nice sampling on *ala* dataset (second row). In first three columns, training set is distributed among 1, 2, 3 and 4 partitions, respectively.

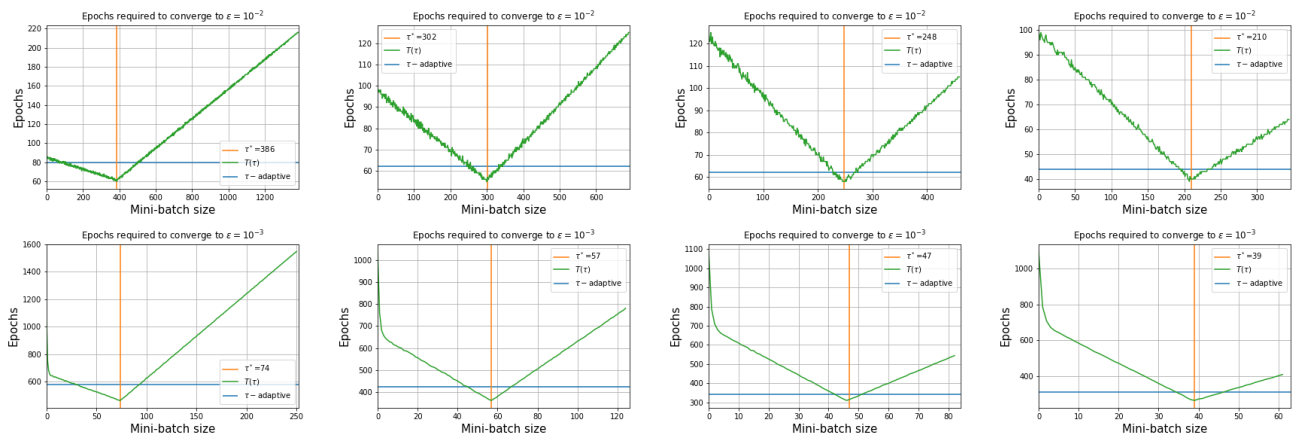


Figure 7. Effect of mini-batch size on the total iteration complexity. First row: *mg* dataset sampled using  $\tau$ -nice partition sampling. Second row: *bodyfat* dataset sampled using  $\tau$ -independent partition sampling. From left to right: dataset is distributed across 1, 2, 3, and 4 partitions. This figure reflects the tightness of the theoretical result in relating the total iteration complexity with the mini-batch size, and the optimal mini-batch size. Moreover, This figure shows how close the proposed algorithm is to the optimal mini-batch size in terms of the performance.