

DriveML: An R Package for Driverless Machine Learning

Sayan Putatunda^{a,*}, Dayananda Ubrangala^a, Kiran Rama^a, Ravi Kondapalli^a

^aVMware Software India Pvt. Ltd.

Abstract

In recent years, the concept of automated machine learning has become very popular. Automated Machine Learning (AutoML) mainly refers to the automated methods for model selection and hyper-parameter optimization of various algorithms such as random forests, gradient boosting, neural networks, etc. In this paper, we introduce a new package i.e. DriveML for automated machine learning. DriveML helps in implementing some of the pillars of an automated machine learning pipeline such as automated data preparation, feature engineering, model building and model explanation by running the function instead of writing lengthy R codes. The DriveML package is available in CRAN. We compare the DriveML package with other relevant packages in CRAN/Github and find that DriveML performs the best across different parameters. We also provide an illustration by applying the DriveML package with default configuration on a real world dataset. Overall, the main benefits of DriveML are in development time savings, reduce developer's errors, optimal tuning of machine learning models and reproducibility.

Keywords: AutoML, Feature Engineering, Machine Learning, Missing value treatment, R, Supervised Learning

1. Introduction

Machine learning has disrupted almost every industry around us such as social media, transportation, agriculture, retail, software development, marketing, sales, finance, manufacturing and more. Machine learning (ML) is the phenomenon by which computers learn things by themselves and recognize different patterns (Domingos, 2012; Putatunda, 2019). Thomas M. Mitchell defined the machine learning problem as, “A computer program is said to learn from experience E with respect to some class of tasks T and performance measure P , if its performance at tasks in T , as measured by P , improves with experience E ” (Mitchell, 1997).

In recent years, the concept of automated machine learning has gained traction. Many of the top tech companies such as Google, Amazon, Facebook, H2O and more

*Corresponding author

Email addresses: sayanp@iima.ac.in (Sayan Putatunda), daya6489@gmail.com (Dayananda Ubrangala), efp04013@iiiml.ac.in, (Kiran Rama), rpkondapalli@yahoo.com (Ravi Kondapalli)

(including some tech startups) are focusing on this. Automated Machine Learning (AutoML) mainly refers to the automated methods for model selection and hyperparameter optimization of various algorithms such as random forests, gradient boosting, neural networks and more (Weng, 2019). The four pillars of building an automated machine learning pipeline are: (a) Data Preparation, (b) Feature Engineering, (c) Model development and (d) Model evaluation. Any AutoML pipeline would focus on automating these four pillars (He et al., 2020). Please see Elshawi et al. (Elshawi et al., 2019) for a detailed overview of some of the recent works reported in the literature for automated machine learning.

In this paper, we introduce the DriveML package for automated machine learning especially in the classification context. DriveML saves lot of effort required for data preparation, feature engineering, model selection and writing lengthy codes in a programming environment such as R (R Core Team, 2019). Thus, the DriveML package saves time and leads to more efficiency. In the following sections, we discuss the key functionality of the package, compare DriveML with other relevant R packages and provide an illustration by applying the DriveML package with default configuration on a real world dataset.

2. Key Functionality

Figure 1 shows the various functionalities of the DriveML package. DriveML has a single function i.e. “autoDataprep” that performs automatic data preparation steps on the raw input dataset. The various steps involve (a) Data cleaning- NA/infinite values are replace, duplicates are removed and feature names are cleaned, (b) Missing value treatment- such as mean/median imputation or imputation using the MLR package (Bischi et al., 2016), (c) Outlier detection- creating an outlier flag and imputation with 5th or 95th percentile value and (d) Feature engineering- it performs various operations such as missing at random features, Date variable transformation, bulk interactions for numerical features, one-hot encoding for categorical variables and finally, feature selection using zero variance, correlation and Area under the curve (AUC) method.

DriveML can call the SmartEDA (Putatunda et al., 2019) package for performing automated exploratory data analysis (EDA). The “autoMLmodel” function in DriveML performs the various tasks for automated machine learning such as creating model test and train datasets and then run multiple classification models such as (i) glmnet- Regularised regression from glmnet R package (Friedman et al., 2010), (ii) logreg- logistic regression from stats R package (R Core Team, 2019), (iii) randomForest- Random forests using the randomForest R (Liaw & Wiener, 2002), (iv) ranger- Random forests using the ranger R package (Wright & Ziegler, 2017), (v) xgboost- Extreme Gradient boosting using xgboost R package (Chen et al., 2020) and (vi) rpart- decision tree classification using rpart R package (Therneau & Atkinson, 2019).

The other features of the autoMLmodel function are (a) Hyper-parameter Tuning-using Random search (default option) or by applying the irace (Iterated Racing for Automatic Algorithm Configuration) package (López-Ibáñez et al., 2016) , (b) performs model validation using Receiver Operating Characteristics Area Under the Curve (ROC AUC), (c) Model scoring and (d) Variable importance chart for the best model (i.e. the one having the highest ROC AUC in the validation dataset).

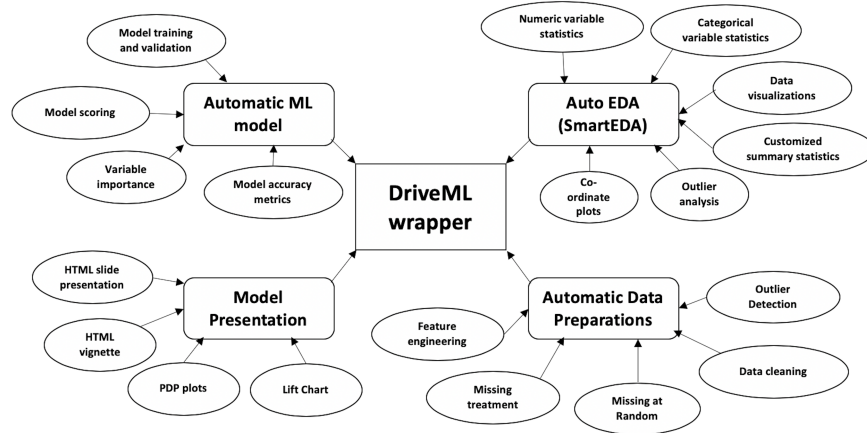


Figure 1: The various functionalities of DriveML.

The autoMLmodel function will also output the lift chart for the best model and will also provide the Partial dependency plot (PDP plots) for the top five variables from the best model. If the user wants to get the PDP plots for some specific variables, then they can use the function “autoPDP” for the same. The “autoMAR” function is used to identify and generate the Missing at Random features (MAR). The following steps explain the way it works. (1) For every feature X1 in a dataset with missing values, we create a new variable Y1, which will have value of 1 if X1 has a missing value or 0 otherwise, (2) We then fit a classification model with Y1 as dependent variable and all other features other than X1 as independent variables, (3) If the AUC is high, it means that there is a pattern to the missing values(i.e. they are not missing at random), in this case we retain Y1 as an additional independent variable in the original dataset, (4) If the AUC is low, then the missing values in X1 are missing at random, then Y1 is dropped, (5) Repeat steps 1 to 4 for all the independent variables in the original dataset and (6) Publish a report with the findings for each independent variable X and additional variables added to the dataset.

Finally, DriveML will provide an HTML slide/vignette report containing the data descriptive statistics, model results, AUC plots, lift charts and PDP plots.

3. Comparison of DriveML with other relevant R Packages

Figure 2 compares the DriveML package with other similar packages available in CRAN/Github for automated machine learning namely, Caret (Kuhn et al., 2019), MLR (Bischl et al., 2016), OneR (Holger von Jouanne-Diedrich, 2017), H2O (LeDell et al., 2019), SmartML (Maher & Sakr, 2019) and AutoML (Boulangé, 2020). The metric for evaluation is the availability of various desired features for performing automated machine learning such as (a) Function to provide fast exploratory data analysis report, (b) Function for automatic data pre-processing (Removing duplicate entries, han-

dling missing variables, handling outlier variables, one-hot coding, feature engineering, feature reductions using AUC and correlation method), (c) Function for automatic (without calling multiple functions) Supervised Machine Learning binary classification models, (d) Function for automatic Supervised Machine Learning Multiclass classification models, (e) Function for automatic Unsupervised Machine Learning models, (f) Function for identifying missing at random variables, (g) Function for develop six most used classification algorithms together (XGBoost, Random Forest, glmnet, Logistic regression, Decision tree, Ranger) with hyperparameter tuning, (h) Function to identify the pattern of missing values and generate missing not at random features using GLM method, (i) Model explanation PDP plots, (j) Model explanation Lift charts and (k) HTML report using rmarkdown.

	CRAN packages						
	DriveML	Caret	MLR	OneR	H2O	SmartML	AutoML
Machine learning features							
Open source package available on	CRAN and GitHub				GitHub		
(a) Function to provide fast exploratory data analysis report	✓						✓
(b) Function for automatic data pre-processing (Removing duplicate entries, handling missing variables, handling outlier variables, one-hot coding, feature engineering, feature reductions using AUC and correlation method)	✓				✓		✓
(c) Function for automatic (without calling multiple functions) Supervised Machine Learning binary classification models	✓			✓	✓	✓	✓
(d) Function for automatic Supervised Machine Learning Multiclass classification models		✓	✓		✓		✓
(e) Function for automatic Unsupervised Machine Learning models		✓	✓		✓		✓
(f) Function for identifying missing at random variables	✓	✓	✓			✓	
(g) Function for develop six most used classification algorithms together (XGBoost, RandomForest, glmnet, Logistic regression, Decision tree, Ranger)	✓	✓	✓			✓	
(h) Function to identify the pattern of missing values and generate missing not at random features using GLM method	✓						
(i) Model explanation – PDP plots	✓					✓	✓
(j) Model explanation – Lift charts	✓						
(k) HTML report using rmarkdown	✓						

Figure 2: Comparison of DriveML with other available R packages.

We can see in Figure 2 that the current version of DriveML has almost all the desired characteristics mentioned above except the points (d) and (e) i.e., Function for automatic Supervised Machine Learning Multiclass classification models and Function for automatic Unsupervised Machine Learning models respectively. These two features would be incorporated in the next release, and we are currently working on it. However, some of the unique and useful functionalities provided by DriveML are to identify and generate the Missing at Random features (MAR), provide lift charts and HTML report using rmarkdown for presentation (i.e. points (h), (j) and (k) in Figure 2). None of the other packages provide these functionalities. Also, other features such as PDP plots, automated exploratory data analysis, hyper-parameter tuning and identifying missing at random are not provided by most of the packages altogether. Thus, Figure 2 shows that DriveML is better than almost all the other packages available in CRAN/Github.

4. Illustration

In this section, we provide an illustration by applying the DriveML package with default configuration on a real world dataset. We use the Heart disease dataset available in the ISLR package (James et al., 2017). The dataset has 303 observations and 14 variables. The target variable is a binary categorical variable that indicates whether a patient has heart disease or not. The independent variables are age, gender, presence of chest pain, cholesterol, resting blood pressure, maximum heart rate and more. We apply the DriveML package and it splits the dataset into 243 observations in train and 60 observations in test datasets. The results for the various methods are shown below in Figure 3. We find that the ranger method gives the best result in terms of the Test AUC. We consider the Test AUC as the default evaluation metric in this package. However, the user is free to choose any other evaluation metrics such as (F1 score, Precision, Recall and Accuracy) as well. We also record the model fitting time and the scoring time as shown in Figure 3. Figure 4 shows the test AUC plot.

Model	Fitting time	Scoring time	Train AUC	Test AUC	Accuracy	Precision	Recall	F1_score
ranger	3.148 secs	0.017 secs	0.997	0.953	0.867	0.816	0.969	0.886
glmnet	3.377 secs	0.009 secs	0.915	0.941	0.867	0.833	0.938	0.882
logreg	4.384 secs	0.005 secs	0.915	0.940	0.867	0.833	0.938	0.882
randomForest	3.155 secs	0.011 secs	0.997	0.937	0.850	0.811	0.938	0.870
xgboost	3.56 secs	0.005 secs	0.996	0.930	0.867	0.816	0.969	0.886
rpart	2.799 secs	0.005 secs	0.908	0.859	0.833	0.806	0.906	0.853

Figure 3: Performance comparison of different techniques.

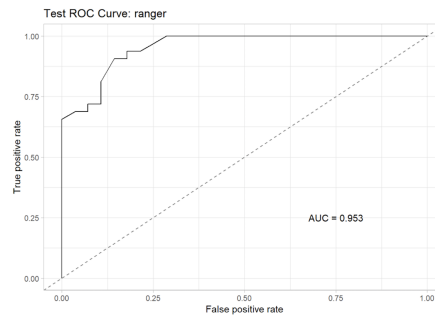
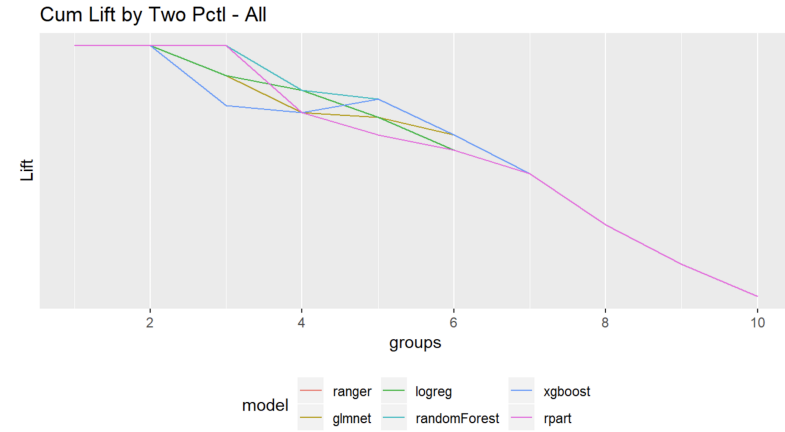


Figure 4: Performance comparison of different techniques.

Figures 5 and 6 show the lift chart for all the methods (along with the lift tables) and the partial dependency plots (PDP) for some of the independent variables respectively.

We also applied the DriveML package on much larger datasets and we got very encouraging results taking into account both the prediction accuracy and the time taken.



Lift table

Top decile (2%) lift captured by model level

model	top_2	top_10
ranger	1.875	1.6250
glmnet	1.875	1.6250
logreg	1.875	1.6250
randomForest	1.875	1.6875
xgboost	1.875	1.6875
rpart	1.875	1.5625

Figure 5: Lift chart and lift table for all the six methods.

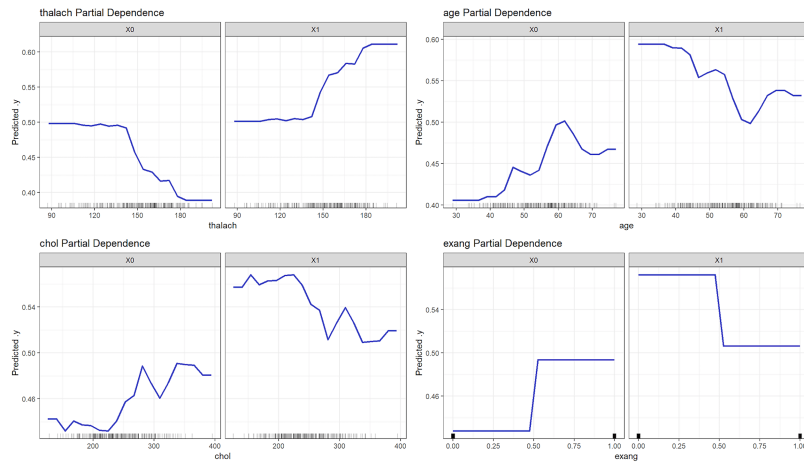


Figure 6: Partial Dependency plots (PDP) for variables- age, thalach, chol and exang.

5. Conclusion

The contribution of this paper is in the development of a new package in R i.e., DriveML for automated machine learning. DriveML helps in implementing some of the pillars of an automated machine learning pipeline such as automated data preparation, feature engineering, model building (techniques such as Random forest, XG-Boost, logistic regression and more) and model explanation (using lift chart and PDP plots) by running the function instead of writing lengthy R codes. DriveML also provides some additional features such as model ensembling, lift charts and automated exploratory data analysis when compared to other R packages. Moreover, DriveML also exports the model results with the required plots in an HTML vignette report format that follows the best practices of the industry and the academia. Overall, the main benefits of the DriveML package are in development time savings, reduce developer's errors, optimal tuning of machine learning models and reproducibility.

Acknowledgments

We would like to thank VMware and the Enterprise & Data Analytics (EDA) leadership for giving us the required infrastructure and support for this work. We are grateful to the R community for their acceptance and feedback to improve our package further.

References

References

- Bischl, B., Lang, M., Kotthoff, L., Schiffner, J., Richter, J., Studerus, E., Casalicchio, G., & Jones, Z. M. (2016). mlr: Machine learning in r. *Journal of Machine Learning Research*, 17, 1–5.
- Boulangé, A. (2020). *automl: Deep Learning with Metaheuristic*. URL: <https://CRAN.R-project.org/package=automl> r package version 1.3.2.
- Chen et al. (2020). *xgboost: Extreme Gradient Boosting*. URL: <https://CRAN.R-project.org/package=xgboost> r package version 1.0.0.2.
- Domingos, P. (2012). A few useful things to know about machine learning. *Communications of the ACM*, 55, 78–87. doi:10.1145/2347736.2347755.
- Elshawi, R., Maher, M., & Sakr, S. (2019). Automated machine learning: State-of-the-art and open challenges. *CoRR*, abs/1906.02287. URL: <http://arxiv.org/abs/1906.02287>.
- Friedman, J., Hastie, T., & Tibshirani, R. (2010). Regularization paths for generalized linear models via coordinate descent. *Journal of Statistical Software*, 33, 1–22. URL: <http://www.jstatsoft.org/v33/i01/>.

- He, X., Zhao, K., & Chu, X. (2020). *Automl: A survey of the state-of-the-art*. *arXiv:1908.00709v4*. URL: <https://arxiv.org/pdf/1908.00709.pdf>.
- Holger von Jouanne-Diedrich (2017). *OneR: One Rule Machine Learning Classification Algorithm with Enhancements*. URL: <https://CRAN.R-project.org/package=OneR> r package version 2.2.
- James, G., Witten, D., Hastie, T., & Tibshirani, R. (2017). *ISLR: Data for an Introduction to Statistical Learning with Applications in R*. URL: <https://CRAN.R-project.org/package=ISLR>.
- Kuhn, M., Wing, J., Weston, S., Williams, A., Keefer, C., Engelhardt, A., Cooper, T., Mayer, Z., Kenkel, B., R Core Team, Benesty, M., Lescarbeau, R., Ziem, A., Scrucca, L., Tang, Y., Candan, C., & Hunt, T. (2019). *caret: Classification and Regression Training*. URL: <https://CRAN.R-project.org/package=caret> r package version 6.0-84.
- LeDell, E., Gill, N., Aiello, S., Fu, A., Candel, A., Click, C., Kraljevic, T., Nykodym, T., Aboyoun, P., Kurka, M., & Malohlava, M. (2019). *h2o: R Interface for 'H2O'*. URL: <https://CRAN.R-project.org/package=h2o> r package version 3.26.0.2.
- Liaw, A., & Wiener, M. (2002). Classification and regression by randomforest. *R News*, 2, 18–22. ISSN 1609-3631.
- López-Ibáñez, M., Dubois-Lacoste, J., Pérez Cáceres, L., Stützle, T., & Birattari, M. (2016). The irace package: Iterated Racing for Automatic Algorithm Configuration. *Operations Research Perspectives*, 3, 43–58. doi:10.1016/j.orp.2016.09.002.
- Maher, M., & Sakr, S. (2019). Smartml: A meta learning-based framework for automated selection and hyperparameter tuning for machine learning algorithms. In *Advances in Database Technology-EDBT 2019: 22nd International Conference on Extending Database Technology*. Lisbon, Portugal.
- Mitchell, T. M. (1997). *Machine Learning*. McGraw-Hill, Inc. ISBN- 978-0-07-042807-2.
- Putatunda, S. (2019). Advances in analytics and applications. chapter Machine Learning: An Introduction. Springer Proceedings in Business and Economics. doi:https://doi.org/10.1007/978-981-13-1208-3_1.
- Putatunda, S., Ubrangala, D., Rama, K., & Kondapalli, R. P. (2019). Smarteda: An r package for automated exploratory data analysis. *Journal of Open Source Software*, 4. doi:<https://doi.org/10.21105/joss.01509>.
- R Core Team (2019). *R: A Language and Environment for Statistical Computing*. R Foundation for Statistical Computing Vienna, Austria. URL: <https://www.R-project.org/>.
- Therneau, T., & Atkinson, B. (2019). *rpart: Recursive Partitioning and Regression Trees*. URL: <https://CRAN.R-project.org/package=rpart> r package version 4.1-15.

- Weng, Z. (2019). From conventional machine learning to automl. In *IOP Conf. Series: Journal of Physics: Conf. Series.* volume 1207. doi:doi:10.1088/1742-6596/1207/1/012015.
- Wright, M. N., & Ziegler, A. (2017). ranger: A fast implementation of random forests for high dimensional data in C++ and R. *Journal of Statistical Software*, 77, 1-17. doi:10.18637/jss.v077.i01.