

# Pragmatic Issue-Sensitive Image Captioning

Allen Nie<sup>1</sup>

Reuben Cohn-Gordon<sup>2</sup>

Christopher Potts<sup>1,2</sup>

<sup>1</sup>Department of Computer Science   <sup>2</sup>Department of Linguistics

Stanford University

{anie, reubencg, cgpotts}@stanford.edu

## Abstract

Image captioning systems have recently improved dramatically, but they still tend to produce captions that are insensitive to the communicative goals that captions should meet. To address this, we propose Issue-Sensitive Image Captioning (ISIC). In ISIC, a captioning system is given a target image and an *issue*, which is a set of images partitioned in a way that specifies what information is relevant. The goal of the captioner is to produce a caption that resolves this issue. To model this task, we use an extension of the Rational Speech Acts model of pragmatic language use. Our extension is built on top of state-of-the-art pre-trained neural image captioners and explicitly reasons about issues in our sense. We establish experimentally that these models generate captions that are both highly descriptive and issue-sensitive, and we show how ISIC can complement and enrich the related task of Visual Question Answering.

## 1 Introduction

Image captioning systems have improved dramatically over the last few years (Karpathy and Fei-Fei, 2015; Vinyals et al., 2015), creating new opportunities to design systems that are not just accurate, but also produce descriptions that include relevant, characterizing aspects of their inputs. Many of these efforts are guided by the insight that high-quality captions are implicitly shaped by the communicative goal of identifying the target image up to some level of granularity (Vedantam et al., 2017; Mao et al., 2016; Luo et al., 2018; Cohn-Gordon et al., 2018).

In this paper, we present a technique for more tightly controlling the information that a pretrained captioning system includes in its output texts. We call this Issue-Sensitive Image Captioning (ISIC). In ISIC, the captioning system’s inputs are image/issue pairs, where an *issue* is a partition on











Issues	Target	Caption
What is the <b>color</b> of the bird?		
		a small <b>brown</b> bird with a tan chest and a tan beak
		
		
		
What is the <b>head pattern</b> of the bird?		
		this bird has a brown crown a <b>white</b> eyebrow and a rounded belly
		
		
		

Figure 1: Examples highlighting the power of an issue-sensitive image captioner. A single set of images is partition in two ways, each capturing different ways of grouping them into equivalence classes. The first row’s equivalence class is about the general body color of the bird. The second row’s equivalence classes are white eyebrows or not. The target image is the same in both cases, but the issue leads to different captions that key into the structure of the input issue.

a subset of images, and the objective is to produce a caption that resolves that issue with respect to the target image, where *resolution* means identifying which cell of the partition contains the target. Figure 1 illustrates: in the top row, the images are partitioned into two sets based on body color, leading our system to produce a caption for the target image that highlights body color; in the bottom row, the partition groups the images according to eyebrow color, leading to a very different caption for the same target image.

In defining the task this way, we are inspired by recent work on Visual Question Answering (VQA; [Antol et al. 2015](#)), but ISIC differs from VQA in two crucial respects. First, we seek full image captions rather than direct answers. Second, our question inputs are not texts, but rather issues in the semantic sense: partitions on subsets of the available images. The ISIC module reasons about the cells in these partitions as alternatives to the target image, and our notion of answerhood is defined in these terms. Nonetheless, VQA and ISIC complement each other: issues (as partitions) can be automatically derived from available image captioning and VQA datasets (Section 6), opening up new avenues for VQA as well.

Our models are built directly on top of pretrained image captioning systems with no need for additional training or fine-tuning. This is achieved by extending those models according to the structure of the Rational Speech Acts model ([Frank and Goodman, 2012](#); [Goodman and Stuhlmüller, 2013](#)), which has been applied successfully to many NLP tasks (Section 2.3). Our key modeling innovation lies in building issues into these models. In this, we are inspired by linguistic work on question-sensitive RSA ([Goodman and Lassiter, 2015](#); [Hawkins and Goodman, 2019](#)).

Our central experiments are with the Caltech-UC San Diego-Bird dataset (CUB; [Welinder et al. 2010](#)). This dataset contains extensive attribute annotations that allow us to study the effects of our models in precise ways. Using CUB, we provide quantitative evidence that our RSA-based models generate captions that both richly describe the target image and achieve the desired kinds of issue-sensitivity. Following this, we show how to apply our methods to larger image captioning and VQA datasets that require more heuristic methods for defining issues. These experiments begin to suggest the potential value of issue-sensitivity in other domains that involve controllable text generation.

## 2 Related Work

### 2.1 Neural Image Captioning

The task of image captioning crosses the usual boundary between computer vision and NLP; a good captioner needs to recognize coherent parts of the image and describe them in fluent text. [Karpathy and Fei-Fei \(2015\)](#) and [Vinyals et al. \(2015\)](#) showed that large-capacity neural networks can get traction on this difficult problem. Much subsequent

work has built on this insight, focusing on two aspects. The first is improving image feature quality: instead of fixed-dimensional image feature vectors, more advanced approaches use object-based features from computer vision models trained on object segmentation tasks ([Anderson et al., 2018](#)). The second is improving text generation quality by adopting techniques from reinforcement learning to directly optimize for the evaluation metric ([Rennie et al., 2017](#)). Our work rests on all of these innovations – our base image captioning systems are those of [Hendricks et al. \(2016\)](#) and [Rennie et al. \(2017\)](#), which motivate and employ these central advancements.

### 2.2 Visual Question Answering

In VQA, the model is given an image and a natural language question about that image, and the goal is to produce a natural language answer to the question that is true of the image ([Antol et al., 2015](#); [Goyal et al., 2017](#)). This is a controllable form of (partial) image captioning. However, in its current form, VQA tends not to elicit linguistically complex texts; the majority of VQA answers are single words. Our goal, in contrast, is to produce linguistically complex, highly descriptive captions. Our task additionally differs from VQA in that it produces a caption in response to an *issue*, i.e., a partition of images, rather than a natural language question. In Section 4.2 and Section 6, we describe how VQA and ISIC can complement each other, by using VQA annotations to provide a map from natural language questions to issues.

### 2.3 The Rational Speech Acts Model

The Rational Speech Acts model (RSA) was developed by [Frank and Goodman \(2012\)](#) with important precedents from [Lewis \(1969\)](#), [Jäger \(2007\)](#), [Franke \(2009\)](#), and [Golland et al. \(2010\)](#). It has since been applied to a wide variety of diverse linguistic phenomena. Since RSA is a probabilistic model of communication, it is amenable for incorporation into many modern NLP architectures. A growing body of literature shows that adding RSA components to NLP architectures can help them to capture important aspects of context dependence in language, including referential description generation ([Monroe and Potts, 2015](#); [Andreas and Klein, 2016](#); [Monroe et al., 2017](#)), instruction following ([Fried et al., 2018](#)), collaborative problem solving ([Tellex et al., 2014](#)), and translation ([Cohn-Gordon and Goodman, 2019](#)).

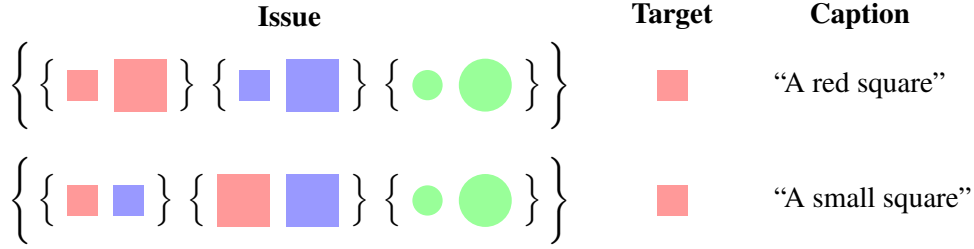


Figure 2: Two idealized examples highlighting the desired behavior for ISIC. A single set of images is partitioned in two ways. The top row groups them by color and shape, whereas the bottom row groups them by size and shape. A successful system for ISIC should key into these differences: for the same target image, its captions should reflect the partition structure and identify which cell the target belongs to, as in our examples. A caption like “A square” would be inferior in both contexts because it doesn’t convey which cell the target image belongs to.

Broadly speaking, there are two kinds of approaches to incorporating RSA into NLP systems. One class of approaches performs end-to-end learning of the RSA agents, as in Monroe and Potts 2015, Vedantam et al. 2017, and Mao et al. 2016. The other uses a pretrained system, and applies RSA at the decoding stage (Andreas and Klein, 2016; Monroe et al., 2017; Fried et al., 2018). We adopt this second approach, as it is highly scalable and highlights the ways in which our approach can imbue a wide range of existing systems with new capabilities.

## 2.4 Issue-Sensitivity in Language

Our extension of the above uses of RSA centers on what we call *issues*. In this, we build on a long tradition of linguistic research on the ways in which language use is shaped by the issues (often called Questions Under Discussion) that the discourse participants regard as relevant (Groenendijk and Stokhof, 1984; Ginzburg, 1996; Roberts, 1996). Issues in this sense can be reconstructed in many ways. Here, we follow Lewis (1988) and many others in casting an issue as a partition on a space of states into cells. Each cell represents a possible resolution of the issue. These ideas are brought into RSA by Goodman and Lassiter (2015) and Hawkins and Goodman (2019). We translate those ideas directly into the models for ISIC (Section 4), where an issue takes the form of a partition over a set of natural images.

## 3 Task Formulation

In standard image captioning, the input  $\mathbf{i}$  is an image drawn from a set of images  $\mathcal{I}$ , and the output  $\mathbf{w}$  is a sequence of tokens  $[w_1, \dots, w_n]$  such that each  $w_i \in \mathcal{V}$ , where  $\mathcal{V}$  is the vocabulary.

In ISIC, we extend standard image captioning by redefining the inputs as pairs  $(\mathbf{C}, \mathbf{i})$ , where  $\mathbf{C}$  is a partition<sup>1</sup> on a subset of elements of  $\mathcal{I}$  and  $\mathbf{i} \in \bigcup_{u \in \mathbf{C}} u$ . We refer to the partitions  $\mathbf{C}$  as *issues*, for the reasons discussed in Section 2.4. The goal of ISIC is as follows: given input  $(\mathbf{C}, \mathbf{i})$ , produce a caption  $\mathbf{w}$  that provides a true resolution of  $\mathbf{C}$  for  $\mathbf{i}$ , which reduces to  $\mathbf{w}$  identifying the cell of  $\mathbf{C}$  that contains  $\mathbf{i}$ , as discussed in Section 2.4. Figure 2 presents an idealized example. (Figure 1 is a real example involving CUB and an ISIC captioner; see also Figure 4 and Figure 5 below.)

In principle, we could try to learn this kind of issue sensitivity directly from a dataset of examples  $((\mathbf{C}, \mathbf{i}), \mathbf{w})$ . We do think such dataset could be collected fairly straightforwardly, as discussed briefly in Section 7. However, our primary modeling goal is to show that such datasets need not be created. The issue-sensitive pragmatic model we introduce next can realize the goal of ISIC without training data of this kind.

## 4 Models

### 4.1 Neural Pragmatic Agents

The pragmatic models we employ here define a hierarchy of increasingly sophisticated speaker and listener agents, in ways that mirror ideas from Gricean pragmatics (Grice, 1975) about how meaning can arise when agents reason about each other in both production and comprehension (see also Lewis 1969).

Our base agent is a speaker  $S_0(\mathbf{w} \mid \mathbf{i})$ . In linguistic and psychological models, this is often a truth-conditional agent in that, for a given input state  $\mathbf{i}$ , it defines a distribution over messages  $\mathbf{w}$

<sup>1</sup>A set of sets  $\mathbf{X}$  is a partition of a set  $X$  iff  $u \cap v = \emptyset$  for all  $u, v \in \mathbf{X}$  and  $\bigcup_{u \in \mathbf{X}} u = X$ .

that is proportional to their truth with respect to  $\mathbf{i}$ , and possibly takes some notion of cost into account as well. In contrast, our  $S_0$  is a trained neural image captioning system. Such systems have the same general format as their truth-conditional counterparts, but they are learned from data, with no need to hand-specify a semantic grammar or the like.

The pragmatic listener  $L_1(\mathbf{i} \mid \mathbf{w})$  defines a distribution over states  $\mathbf{i}$  given a message  $\mathbf{w}$ . The distribution is defined by applying Bayes' rule to the  $S_0$  agent:

$$L_1(\mathbf{i} \mid \mathbf{w}) = \frac{S_0(\mathbf{w} \mid \mathbf{i})P(\mathbf{i})}{\sum_{\mathbf{i}' \in \mathcal{I}} S_0(\mathbf{w} \mid \mathbf{i}')P(\mathbf{i}')} \quad (1)$$

where  $P(\mathbf{i})$  is a prior over states  $\mathbf{i}$  (always flat in our work). This agent is pragmatic in the sense that it reasons about another agent, showing behaviors that align with the Gricean notion of *conversational implicature* (Goodman and Frank, 2016).

We can then define a pragmatic speaker using a utility function  $U_1$ , in turn defined in terms of  $L_1$ :

$$U_1(\mathbf{i}, \mathbf{w}) = \log L_1(\mathbf{i} \mid \mathbf{w}) \quad (2)$$

$$S_1(\mathbf{w} \mid \mathbf{i}) = \frac{\exp(\alpha U_1(\mathbf{i}, \mathbf{w}) - \text{cost}(\mathbf{w}))}{\sum_{\mathbf{w}'} \exp(\alpha U_1(\mathbf{i}, \mathbf{w}') - \text{cost}(\mathbf{w}'))} \quad (3)$$

Here,  $\alpha$  is a parameter defining how heavily  $S_1$  is influenced by  $L_1$ . The term  $\text{cost}(\mathbf{w})$  is a cost function which can penalize messages that are unusual or complex. In our models, we specify  $\text{cost}(\mathbf{w})$  as  $-\log(S_0(\mathbf{w} \mid \mathbf{i}))$ .

## 4.2 Issue-Sensitive Speaker Agents

The agent in (3) has been widely explored and shown to deliver a powerful notion of context dependence (Andreas and Klein, 2016; Monroe et al., 2017). However, it is insensitive to the issues  $\mathbf{C}$  that characterize ISIC. To make this connection, we extend (3) with a term for these issues:

$$U_1^{\mathbf{C}}(\mathbf{i}, \mathbf{w}, \mathbf{C}) = \log \left( \sum_{\mathbf{i}' \in \mathcal{I}} \delta_{[\mathbf{C}(\mathbf{i})=\mathbf{C}(\mathbf{i}')] } L_1(\mathbf{i}' \mid \mathbf{w}) \right) \quad (4)$$

$$S_1^{\mathbf{C}}(\mathbf{w} \mid \mathbf{i}, \mathbf{C}) \propto \exp(\alpha U_1^{\mathbf{C}}(\mathbf{i}, \mathbf{w}, \mathbf{C}) - \text{cost}(\mathbf{w})) \quad (5)$$

where  $\delta_{[\mathbf{C}(\mathbf{i})=\mathbf{C}(\mathbf{i}')]}$  is a partition function, returning 1 if  $\mathbf{i}$  and  $\mathbf{i}'$  are in the same cell in  $\mathbf{C}$ , else 0. This is based on a similar model of Kao et al. (2014). We use  $\mathbf{C}(\mathbf{i})$  to denote the cell to which image  $\mathbf{i}$

belongs under  $\mathbf{C}$  (a slight abuse of notation, since  $\mathbf{C}$  is a set of sets).

The construction of the partitions  $\mathbf{C}$  is deliberately left open at this point. In some settings, the set of images  $\mathcal{I}$  will have metadata that allows us to construct these directly. For example, in the CUB dataset, we can use the attributes to define intuitive partitions directly – e.g., the partition that groups images into equivalence classes based on the beak color of the birds they contain. The function can also be parameterized by a full VQA model  $\mathcal{A}$ . For a given question text  $\mathbf{q}$  and image  $\mathbf{i}$ ,  $\mathcal{A}$  defines a map from  $(\mathbf{q}, \mathbf{i})$  to answers  $\mathbf{a}$ , and so we can partition a subset of  $\mathcal{I}$  based on equivalence classes defined by these answers  $\mathbf{a}$ .

## 4.3 Penalizing Misleading Captions

The agent in (5) is issue-sensitive in the sense that it favors messages that resolve the issue  $\mathbf{C}$ . However, it does not include a pressure against hyper-specificity. This poses two potential problems.

The first can be illustrated using the top row of Figure 2. All else being equal, our agent (5) would treat “A red square” and “A small red square” as equally good captions, even though the second includes information that is intuitively gratuitous given the issue. This might seem innocent here, but it can raise concerns in real environments. For instance, in a newspaper article about the party membership of various politicians, a caption that identifies the politician *and* gives their age or hair color could generate problematic inferences.

The second problem relates to the data-driven nature of the systems we are developing: in being hyper-specific, we observed that they often mentioned properties not true of the target but rather only true of members of their equivalence classes. For example, in Figure 2, the target could get incorrectly described with “A large red square” because of the other member of its cell.

We propose to address both these issues with a second utility term  $U_2$ :

$$U_2(\mathbf{w}, \mathbf{i}, \mathbf{C}) = H(L_1(\mathbf{i}' \mid \mathbf{w}) \cdot \delta_{[\mathbf{C}(\mathbf{i})=\mathbf{C}(\mathbf{i}')]}) \quad (6)$$

where  $H$  is the information-theoretic entropy. This encodes a pressure to choose utterances which result in the  $L_0$  spreading probability mass as evenly as possible over the images in the target image cell. This discourages the production of very specific descriptions of any particular image in the target cell, thereby solving both of the problems we identified above.



We refer to this agent as  $S_1^{C+H}$ . Its full specification is as follows:

$$S_1^{C+H}(\mathbf{w} \mid \mathbf{i}, \mathbf{C}) \propto \exp(\alpha((1 - \beta)U_1 + \beta U_2) - \text{cost}(\mathbf{w})) \quad (7)$$

where  $\beta \in [0, 1]$  is a hyperparameter that allows us to weight these two utilities differently.

#### 4.4 Reasoning about Alternative Captions

A pressing issue which arises when computing probabilities using (3), (5), and (7) is that the normalization constant includes a sum over all possible captions  $\mathbf{w}'$ . In the present setting, the set of possible captions is infinite (or at least exponentially large in the maximum caption length), making this computation intractable.

There are two solutions to this intractability proposed in the literature: one is to use  $S_0$  to first sample a small subset of captions from the full space, which then remains fixed throughout the computation (Andreas and Klein, 2016; Monroe et al., 2017). The drawback of this approach is that the diversity of captions that the  $S_1$  can produce is restricted by the  $S_0$ . Since our goal is to generate captions which may heavily vary depending on the issue, this could prove to be a serious limitation.

The other approach is to alter the model so that the RSA reasoning takes place at the level of the generation of each successive word, word piece, or letter in the caption, so that the possible “utterances” at each step are drawn from a relatively small set of options (Cohn-Gordon et al., 2018). We opt for this *incremental* formulation and provide the full details on this model in Appendix A.

## 5 CUB Experiments

### 5.1 Dataset

The Caltech UC San Diego-Bird (CUB) dataset contains 11,788 images for 200 species of North American birds (Welinder et al., 2010). Each image contains a single bird and is annotated with fine-grained information about the visual appearance of that bird, using a system of 312 binary attributes devised by ornithologists. The attributes have a *property::value* structure, as in *has\_wing\_color::brown*, and they are arranged hierarchically from high-level descriptors (e.g., *bill*) down to very specific low-level attributes (e.g., *belly pattern*). Figure 3 provides an illustration.

Reed et al. (2016) annotated each image in CUB with five captions. These captions were generated



Part	Aspect	Desc
Bill	Shape	All-purpose
Wing	Color	Brown, Rufous
Back	Color	Brown, Rufous
Head	Pattern	Eyebrow
Size	---	Small

Figure 3: A sample of features that describe a Carolina Wren. There can be multiple aspects for one body part. Some general descriptors, such as *size* and *shape*, do not have fine-grained aspects.

by crowdworkers who did not have access to the attribute annotations, and thus they vary widely in their specificity and alignment with the CUB annotations.

### 5.2 Constructing CUB Partitions

CUB is ideal for testing our issue-sensitive captioning method because we can produce partitions directly from the attributes. For example, *has\_wing\_color::brown* induces a binary partition into birds with brown wings and birds with non-brown wings, and *has\_wing\_color* alone induces a partition that groups birds into equivalence classes based on their wing-color values. There are 26 such equivalence classes for different body parts.

### 5.3 Base Captioning System

We trained a state-of-the-art model developed by Hendricks et al. (2016).<sup>2</sup> We used a data split scheme similar to Hendricks et al. (2016), where we have 4,000 images for training, 1,994 images for validation, and 5,794 images for testing. The model is a two-layer long short-term memory model (Hochreiter and Schmidhuber, 1997) with 1000-dimensional hidden size and 1000-dimensional word embeddings. We trained for 50 epochs with a batch size of 128 and learning rate  $1e-3$ . The final CIDEr score for our model is 0.52 on the test split. We use greedy decoding to generate our captions.

### 5.4 Feature-in-Text Classifier

In order to examine the effectiveness of our issue-sensitive captioning models, we need to be able to identify whether the generated caption contains information regarding the issue. Even though each CUB image has a complete list of features for its bird, we must map these features to descriptions in

<sup>2</sup><https://github.com/salaniz/pytorch-gve-lrcn>



















Target	Issues	Partitions	Issue-sensitive Caption	Base Caption
	What is the <b>bill shape</b> ?	   	a small bird with a white breast and belly brown wings and tail and a <b>pointed beak</b>	this bird has a brown crown a white eyebrow and a brown and white breast
	What is the <b>tail pattern</b> ?	   	a small brown and white bird with a long beak and <b>long tail feathers</b>	
	What is the <b>belly color</b> ?	   	this is a bird with a <b>white belly</b> brown back and a brown head	this is a grey bird with a red head and a red beak
	What is the <b>crown color</b> ?	   	this is a reddish orange bird with black and white wings and a <b>red crown</b>	

Figure 4: Issue-sensitive pragmatic captions for CUB. The left-hand cell in the ‘Partitions’ column is the cell that contains the target image, and right-hand cell is the union of the distractor cells. The ‘Base Caption’ texts are those produced by our  $S_0$  model, and the ‘Issue-sensitive Caption’ texts were produced by  $S_1^{C+H}$  with parameters  $\alpha$  and  $\beta$  tuned separately across examples.

text. For example, in Figure 3, the bill shape has an attribute “All-purpose”, but the non-expert captions in CUB are likely to use an informal descriptive phrase like “pointy black beak”.

To link textual descriptions with attributes, we use a text classifier. It is not possible to build a learned attribute classifier on CUB because the caption and attributes are not aligned, given that the caption writers did not have access to the attribute values. To remedy this, we use a sliding window text classifier. First, we identify keywords that can describe body parts (e.g. “head”, “malar”, “cheek-patch”) and extract their positions in the text. Second, we look for keywords related to aspects (e.g., “striped”, “speckled”); if these occur before a body-part word, we infer that they modify the body part. Thus, for example, if “scarlet and pink head” is in the caption, then we infer that it resolves an issue about the color of the bird’s head.

## 5.5 Evaluating Attribute Coverage

We begin by assessing the extent to which our issue-sensitive pragmatic models produce captions that are more richly descriptive of the target image than a base neural captioner  $S_0$  and its simple pragmatic variant  $S_1$ . For CUB, we can simply count how many attributes the caption specifies according to our feature-in-text classifier. More precisely, for each image and each model, we generate captions under all resolvable issues, concatenate those captions, and then use the feature-in-text classifier to obtain a list of attributes, which we can then compare to the ground truth for the image as given by the CUB dataset. For  $S_0$  and  $S_1$ , the captions do not vary by issue, whereas our expectation is that

	Precision	Recall	F1
$S_0$	<b>90.2</b>	13.6	23.6
$S_1$	90.0	23.0	36.7
$S_1^C$	89.5	<b>49.2</b>	<b>63.5</b>
$S_1^{C+H}$	90.0	44.1	59.2

Table 1: Attribute coverage results. For each image, we counted how many attributes that are annotated in CUB are generated by each method.

they do vary for  $S_1^C$  and  $S_1^{C+H}$ .

Table 1 reports on this evaluation. Precision for all models is very high; the underlying attributes in CUB are very comprehensive, so all high-quality captioners are likely to do well by this metric. In contrast, the recall scores vary substantially, and they clearly favor the issue-sensitive models, revealing them to be substantially more descriptive than  $S_0$  and  $S_1$ . Figure 4 provides examples that highlight these contrasts: whereas the  $S_0$  caption is descriptive, it simply doesn’t include a number of attributes that we can successfully coax out of an issue-sensitive model by varying the issue.

In Table 2, we provide a breakdown of these scores by body part. The issue-sensitive models are clear winners for all categories. It is noteworthy that the entropy term in  $S_1^{C+H}$  seems to help for some categories but not others, suggesting underlying variation in the categories themselves.

## 5.6 Evaluating Issue Alignment

Our previous evaluation shows that varying the issue has a positive effect on the captions generated by our issue-sensitive models, but it does not assess whether these captions resolve individual issues in

Body part-aspect	$S_0$	$S_1$	$S_1^C$	$S_1^{C+H}$
back color	4.4	19.4	54.2	<b>61.5</b>
back pattern	1.3	4.5	16.5	<b>19.9</b>
belly color	54.9	60.3	89.2	<b>91.3</b>
belly pattern	6.5	19.3	<b>46.3</b>	44.2
bill color	33.2	48.1	69.3	<b>69.8</b>
bill length	39.8	53.3	90.0	<b>92.4</b>
bill shape	8.2	33.5	<b>70.1</b>	60.1
breast color	42.4	57.4	89.8	<b>91.2</b>
breast pattern	4.9	18.3	<b>48.5</b>	45.0
crown color	34.3	44.2	58.2	<b>60.8</b>
eye color	23.7	43.3	<b>82.0</b>	71.8
forehead color	11.3	17.5	<b>37.4</b>	29.1
head pattern	0.0	4.7	<b>23.6</b>	6.0
leg color	9.3	28.4	<b>65.1</b>	29.3
nape color	5.9	13.3	35.3	<b>43.4</b>
primary color	0	3.8	<b>20.4</b>	5.6
tail pattern	0	2.1	<b>9.4</b>	2.1
tail shape	0	2.1	<b>7.2</b>	1.2
throat color	17.8	39.9	79.2	<b>79.5</b>
under tail color	0	0.7	<b>4.9</b>	0.5
underparts color	59.2	70.9	<b>95.1</b>	94.3
upper tail color	1.3	16.7	<b>51.8</b>	32.7
upperparts color	87.6	89.5	98.7	<b>98.9</b>
wing color	37.4	63.4	<b>89.4</b>	84.6
wing pattern	2.8	12.9	<b>36.8</b>	28.3
wing shape	1.3	4.0	<b>18.0</b>	7.8

Table 2:  $F_1$  scores for each body part aspect. The issue-sensitive models are superior for all categories.

	Precision	Recall	$F_1$
$S_0$	4.1	14.0	6.3
$S_1$	4.0	12.8	6.1
$S_1^C$	4.1	12.5	6.2
$S_1^{C+H}$	<b>4.5</b>	<b>16.7</b>	<b>7.1</b>

Table 3: Issue alignment results. Precision is the rate at which an issue addressed by a model’s caption is the target issues, and recall is the rate at which a model’s caption addresses the target issue.  $F_1$  is the harmonic mean of these two values.

an intuitive way. We now report on an assessment that quantifies issue-sensitivity in this sense.

The question posed by this method is as follows: for a given issue  $C$ , does the produced caption precisely resolve  $C$ ? We can divide this into two sub-questions. First, does the caption resolve  $C$ , which is a notion of *recall*. Second, does the caption avoid addressing issues that are distinct from  $C$ , which is a notion of *precision*. The recall pressure is arguably more important, but the precision one can be seen as assessing how often the caption avoids irrelevant and potentially distracting information, as discussed in Section 4.3.

Table 3 reports on this issue-sensitive evaluation, with  $F_1$  giving the usual harmonic mean between our versions of precision and recall. Overall, the scores reveal that this is a very challenging problem, which traces to the fine-grained issues that CUB supports. Our  $S_1^{C+H}$  agent is nonetheless definitively the best, especially for recall.

## 6 MS COCO and VQA 2.0

The annotations in the CUB dataset allow us to generate nuanced issues that are tightly connected to the content of the images. It is rare to have this level of detail in an image dataset, so it is important to show that our method is applicable to less controlled, broader coverage datasets as well. As a first step in this direction, we now show how to apply our method using the VQA 2.0 dataset (Goyal et al., 2017), which extends MS COCO (Lin et al., 2014) with the question and answer annotations needed for VQA. While MS COCO does have instance-level annotations, they are mostly general category labels, so the attribute-dependent method we used for CUB isn’t effective here. However, VQA offers a benefit: one can now control captions by asking questions in natural language.

### 6.1 Dataset

MS COCO contains 328k images that are annotated with instance-level information. The images are mostly everyday objects and scenes from human life. A subset of them (204,721 examples) are annotated with whole image captions. Antol et al. (2015) built on this resource to create a VQA dataset, and Goyal et al. (2017) further extended that work to create VQA 2.0, which reduces certain linguistic biases that made aspects of the initial VQA task artificially easy. VQA 2.0 provides 1,105,904 question annotations for all the images













Target	Issues	Partitions	Issue-sensitive Caption	Base Caption
	What position is this man playing?	 	<b>a pitcher</b> winding throwing ball on top of a field	a baseball player throwing a ball on a field
	What color is the wall?	 	a glass vase with <b>a red wall</b> with a chandelier	a vase with flowers in it on a table
	What color is the sky?	 	<b>a black and white</b> photo of an airplane in the sky	an airplane taking off from an airport runway
	How many toilets are there?	 	a bathroom with <b>two toilets</b> and a tub	a bathroom with a tub and a toilet and a window

Figure 5: Issue-sensitive pragmatic captions for MS COCO images with issues determined by the VQA 2.0 dataset. The left-hand cell in the ‘Partitions’ column is the cell that contains the target image, and right-hand cell is the union of the distractor cells. The ‘Base Caption’ texts are those produced by our  $S_0$  model, and the ‘Issue-sensitive Caption’ texts were produced by  $S_1^{C+H}$  with parameters  $\alpha$  and  $\beta$  tuned separately across examples.

from MS COCO.

## 6.2 Constructing Partitions

To generate issues, we rely on the ground-truth questions and answers in the VQA 2.0 dataset. Here, each image is already mapped to a list of questions and corresponding answers. Given an MS COCO image and a VQA question, we identify all images associated with that question and then partition these images into cells according to their ground-truth answers. Exactly the same procedure could be run using a trained VQA model rather than the ground-truth annotations in VQA 2.0.

## 6.3 Base Captioning System

We use a pretrained state-of-the-art Transformer model with self-critical sequence training (Rennie et al., 2017).<sup>3</sup> This has 6 Transformer layers with a 2048-dimensional hidden states, 512-dimensional input embeddings, and 8 attention heads at each layer. We use image features extracted by Anderson et al. (2018). The model achieves a CIDEr score of 1.29 for the test split. We use beam search (with beam size 5) to generate our captions.

## 6.4 Example Captions

We show some examples for MS COCO in Figure 5. We chose these to highlight the potential of our model as well as remaining challenges. In datasets like this, the captioning model must reason about a large number of diverse issues, from objects and their attributes to more abstract concepts

like types of food, sports positions, and relative distances (“How far can the man ride the bike?”; answer: “Far”). Our model does key into some abstract issues (e.g., “black and white photo” in row 3 of Figure 5), but more work needs to be done. Figure 5 also suggests shortcomings concerning over-informativity (e.g., the mention of a tub in response to an issue concerning numbers of toilets), paralleling the generally low scores for CUB that we saw in Section 5.6.

## 7 Conclusion

We defined the task of Issue-Sensitive Image Captioning (ISIC) and developed a Bayesian pragmatic model that allows us to address this task successfully using existing datasets and pretrained image captioning systems. We see two natural extensions of this approach that might be explored.

First, one might collect a dataset that exactly matched the structure of ISIC. This could allow for more free-form, naturalistic issues to arise, and would facilitate end-to-end training of models for ISIC. Such models could complement and extend the ones we can create using existing datasets and our issue-sensitive pragmatic captioning agents.

Second, one could extend our notion of issue-sensitivity to other domains. As we saw in Section 6, questions (as texts) naturally give rise to issues in our sense where the domain is sufficiently structured, so these ideas might find applicability in the context of question answering and other areas of controllable natural language generation.

<sup>3</sup><https://github.com/ruotianluo/self-critical.pytorch>



## References

- Peter Anderson, Xiaodong He, Chris Buehler, Damien Teney, Mark Johnson, Stephen Gould, and Lei Zhang. 2018. Bottom-up and top-down attention for image captioning and visual question answering. In *Proceedings of the IEEE conference on computer vision and pattern recognition*, pages 6077–6086.
- Jacob Andreas and Dan Klein. 2016. [Reasoning about pragmatics with neural listeners and speakers](#). In *Proceedings of the 2016 Conference on Empirical Methods in Natural Language Processing*, pages 1173–1182, Austin, Texas. Association for Computational Linguistics.
- Stanislaw Antol, Aishwarya Agrawal, Jiasen Lu, Margaret Mitchell, Dhruv Batra, C Lawrence Zitnick, and Devi Parikh. 2015. VQA: Visual question answering. In *Proceedings of the IEEE International Conference on Computer Vision*, pages 2425–2433.
- Reuben Cohn-Gordon and Noah Goodman. 2019. [Lost in machine translation: A method to reduce meaning loss](#). In *Proceedings of the 2019 Conference of the North American Chapter of the Association for Computational Linguistics: Human Language Technologies, Volume 1 (Long and Short Papers)*, pages 437–441, Minneapolis, Minnesota. Association for Computational Linguistics.
- Reuben Cohn-Gordon, Noah Goodman, and Christopher Potts. 2018. [Pragmatically informative image captioning with character-level inference](#). In *Proceedings of the 2018 Conference of the North American Chapter of the Association for Computational Linguistics: Human Language Technologies, Volume 2 (Short Papers)*, pages 439–443, New Orleans, Louisiana. Association for Computational Linguistics.
- Michael C. Frank and Noah D. Goodman. 2012. Predicting pragmatic reasoning in language games. *Science*, 336(6084):998.
- Michael Franke. 2009. *Signal to Act: Game Theory in Pragmatics*. ILLC Dissertation Series. Institute for Logic, Language and Computation, University of Amsterdam.
- Daniel Fried, Jacob Andreas, and Dan Klein. 2018. [Unified pragmatic models for generating and following instructions](#). In *Proceedings of the 2018 Conference of the North American Chapter of the Association for Computational Linguistics: Human Language Technologies, Volume 1 (Long Papers)*, pages 1951–1963, New Orleans, Louisiana. Association for Computational Linguistics.
- Jonathan Ginzburg. 1996. Dynamics and the semantics of dialogue. In Jerry Seligman, editor, *Language, Logic, and Computation*, volume 1, pages 221–237. CSLI, Stanford, CA.
- Dave Golland, Percy Liang, and Dan Klein. 2010. [A game-theoretic approach to generating spatial descriptions](#). In *Proceedings of the 2010 Conference on Empirical Methods in Natural Language Processing*, pages 410–419, Cambridge, MA. Association for Computational Linguistics.
- Noah D. Goodman and Michael C. Frank. 2016. Pragmatic language interpretation as probabilistic inference. *Trends in Cognitive Sciences*, 20(11):818–829.
- Noah D. Goodman and Daniel Lassiter. 2015. Probabilistic semantics and pragmatics. In Shalom Lappin and Chris Fox, editors, *The Handbook of Contemporary Semantic Theory*, 2 edition. Wiley-Blackwell, Oxford.
- Noah D. Goodman and Andreas Stuhlmüller. 2013. Knowledge and implicature: Modeling language understanding as social cognition. *Topics in Cognitive Science*, 5(1):173–184.
- Yash Goyal, Tejas Khot, Douglas Summers-Stay, Dhruv Batra, and Devi Parikh. 2017. Making the v in vqa matter: Elevating the role of image understanding in visual question answering. In *Proceedings of the IEEE Conference on Computer Vision and Pattern Recognition*, pages 6904–6913.
- H. Paul Grice. 1975. Logic and conversation. In Peter Cole and Jerry Morgan, editors, *Syntax and Semantics*, volume 3: Speech Acts, pages 43–58. Academic Press, New York.
- Jeroen Groenendijk and Martin Stokhof. 1984. *Studies in the Semantics of Questions and the Pragmatics of Answers*. Ph.D. thesis, University of Amsterdam.
- Robert X. D. Hawkins and Noah D. Goodman. 2019. [Why do you ask? The informational dynamics of questions and answers](#). PsyArXiv, 6.
- Lisa Anne Hendricks, Zeynep Akata, Marcus Rohrbach, Jeff Donahue, Bernt Schiele, and Trevor Darrell. 2016. Generating visual explanations. In *European Conference on Computer Vision*, pages 3–19. Springer.
- Sepp Hochreiter and Jürgen Schmidhuber. 1997. Long short-term memory. *Neural Computation*, 9(8):1735–1780.
- Gerhard Jäger. 2007. Game dynamics connects semantics and pragmatics. In Ahti-Veikko Pietarinen, editor, *Game Theory and Linguistic Meaning*, pages 89–102. Elsevier, Amsterdam.
- Justine T Kao, Jean Y Wu, Leon Bergen, and Noah D Goodman. 2014. Nonliteral understanding of number words. *Proceedings of the National Academy of Sciences*, 111(33):12002–12007.
- Andrej Karpathy and Li Fei-Fei. 2015. Deep visual-semantic alignments for generating image descriptions. In *The IEEE Conference on Computer Vision and Pattern Recognition (CVPR)*, pages 3128–3137.

David Lewis. 1969. *Convention*. Harvard University Press, Cambridge, MA.

David Lewis. 1988. Relevant implication. *Theoria*, 54(3):161–174.

Tsung-Yi Lin, Michael Maire, Serge Belongie, James Hays, Pietro Perona, Deva Ramanan, Piotr Dollár, and C Lawrence Zitnick. 2014. Microsoft coco: Common objects in context. In *European conference on computer vision*, pages 740–755. Springer.

Ruotian Luo, Brian Price, Scott Cohen, and Gregory Shakhnarovich. 2018. Discriminability objective for training descriptive captions. In *Proceedings of the IEEE Conference on Computer Vision and Pattern Recognition*, pages 6964–6974.

Junhua Mao, Jonathan Huang, Alexander Toshev, Oana Camburu, Alan L. Yuille, and Kevin Murphy. 2016. Generation and comprehension of unambiguous object descriptions. In *Proceedings of the IEEE conference on computer vision and pattern recognition*, pages 11–20. IEEE.

Will Monroe, Robert X.D. Hawkins, Noah D. Goodman, and Christopher Potts. 2017. [Colors in context: A pragmatic neural model for grounded language understanding](#). *Transactions of the Association for Computational Linguistics*, 5:325–338.

Will Monroe and Christopher Potts. 2015. Learning in the Rational Speech Acts model. In *Proceedings of 20th Amsterdam Colloquium*, Amsterdam. ILLC.

Scott Reed, Zeynep Akata, Honglak Lee, and Bernt Schiele. 2016. Learning deep representations of fine-grained visual descriptions. In *Proceedings of the IEEE Conference on Computer Vision and Pattern Recognition*, pages 49–58.

Steven J Rennie, Etienne Marcheret, Youssef Mroueh, Jerret Ross, and Vaibhava Goel. 2017. Self-critical sequence training for image captioning. In *Proceedings of the IEEE Conference on Computer Vision and Pattern Recognition*, pages 7008–7024.

Craige Roberts. 1996. Information structure: Towards an integrated formal theory of pragmatics. In Jae Hak Yoon and Andreas Kathol, editors, *OSU Working Papers in Linguistics*, volume 49: Papers in Semantics, pages 91–136. The Ohio State University Department of Linguistics, Columbus, OH.

Stefanie Tellex, Ross A. Knepper, Adrian Li, Thomas M. Howard, Daniela Rus, and Nicholas Roy. 2014. [Asking for help using inverse semantics](#). In *Proceedings of Robotics: Science and Systems*.

Ramakrishna Vedantam, Samy Bengio, Kevin Murphy, Devi Parikh, and Gal Chechik. 2017. Context-aware captions from context-agnostic supervision. In *Proceedings of the IEEE Conference on Computer Vision and Pattern Recognition*, pages 251–260.

Oriol Vinyals, Alexander Toshev, Samy Bengio, and Dumitru Erhan. 2015. Show and tell: A neural image caption generator. In *Proceedings of the IEEE Conference on Computer Vision and Pattern Recognition*, pages 3156–3164.

Peter Welinder, Steve Branson, Takeshi Mita, Catherine Wah, Florian Schroff, Serge Belongie, and Pietro Perona. 2010. Caltech-UCSD Birds 200. Technical Report CNS-TR-2010-001, California Institute of Technology.

## A Incremental Pragmatic Reasoning

The normalization terms of  $S_1$ ,  $S_1^C$ , and  $S_1^{C+H}$  all require a sum over all messages, rendering them intractable to compute.

We now describe a variant of the  $S_1$  which performs pragmatic reasoning incrementally. This method extends in an obvious fashion to  $S_1^C$  and  $S_1^{C+H}$ .

We begin by noting that a neural captioning model, at decoding time, generates a caption  $\mathbf{w}$  one segment at a time (depending on the architecture, this segment may be a word, word piece, or character). We write  $\mathbf{w} = (w_1 \dots w_n)$ , where  $w_i$  is the  $i$ th segment.

Concretely, a trained neural image captioner can be specified as a distribution over the subsequent segment given the image and previous words, which we write as  $S_0(w_{n+1} \mid \mathbf{i}, [w_1 \dots w_n])$ . This allows us to define incremental versions of  $L_1$  and  $S_1$ , as follows:

$$L_1(\mathbf{i} \mid w_{n+1}, [w_1 \dots w_n]) \propto S_0(w_{n+1} \mid \mathbf{i}, [w_1 \dots w_n])P(\mathbf{i}) \quad (8)$$

$$U_1(\mathbf{i}, w_{n+1}, [w_1, w_n]) = \log L_1(\mathbf{i} \mid w_{n+1}, [w_1 \dots w_n]) \quad (9)$$

$$S_1(w_{n+1} \mid \mathbf{i}, [w_1 \dots w_n]) \propto \exp(\alpha U_1(\mathbf{i}, w_{n+1}, [w_1, w_n]) - \text{cost}(w_{n+1})) \quad (10)$$

Here, we define the cost as the negative log-likelihood of the  $S_0$  producing  $w_{n+1}$  given the image  $i$  and previous segments  $[w_1 \dots w_n]$ . We can then obtain a caption-level model, which we term  $S_1^{INC}$  by contrast to the  $S_1$  defined in (3):

$$S_1^{INC}(\mathbf{w} \mid \mathbf{i}) = \prod_{i=1}^n S_1(w_i \mid [w_1 \dots w_{i-1}], \mathbf{i}) \quad (11)$$

$S_1^{INC}(\mathbf{w} \mid \mathbf{i})$  then serves as a tractable approximation of the caption-level  $S_1(\mathbf{w} \mid \mathbf{i})$ , and the same approach is easily extended to  $S_1^C$  and  $S_1^{C+H}$ .