

# Normalizing Compositional Structures Across Graphbanks

Lucia Donatelli, Jonas Groschwitz, Alexander Koller,  
Matthias Lindemann, Pia Weienhorn

Department of Language Science and Technology  
Saarland University, Germany

{donatelli, jonasg, koller, mlinde, piaw}@coli.uni-saarland.de

## Abstract

The emergence of a variety of graph-based meaning representations (MRs) has sparked an important conversation about how to adequately represent semantic structure. These MRs exhibit structural differences that reflect different theoretical and design considerations, presenting challenges to uniform linguistic analysis and cross-framework semantic parsing. Here, we ask the question of which design differences between MRs are meaningful and semantically-rooted, and which are superficial. We present a methodology for normalizing discrepancies between MRs at the compositional level (Lindemann et al., 2019), finding that we can normalize the majority of divergent phenomena using linguistically-grounded rules. Our work significantly increases the match in compositional structure between MRs and improves multi-task learning (MTL) in a low-resource setting, demonstrating the usefulness of careful MR design analysis and comparison.

## 1 Introduction

Graph-based representations of sentence meaning offer an expressive and flexible means of modeling natural language semantics. In recent years, a number of different *graphbanks* have annotated large corpora with graph-based semantic representations of various types, for example Elementary Dependency Structures (EDS) (Oepen and Lønning, 2006); DELPH-IN MRS Bi-Lexical Dependencies (DM) (Ivanova et al., 2012); Abstract Meaning Representation (AMR) (Banarescu et al., 2013); and Universal Conceptual Cognitive Annotation (UCCA) (Abend and Rappoport, 2013). Because of differences in the design principles underlying the different graphbanks, these graphs differ greatly and often in fundamental strategies such as how lexical items are anchored in graph nodes (Oepen et al., 2019). As an example, the graphs shown in Fig. 1 correspond to the three graphbanks of the SemEval 2015 Shared Task on Semantic Dependency Parsing, which we take as our focus in this paper. The graphs visibly differ with respect to edge labels, edge directions, the treatment of a periphrastic verb construction, and coordination.

Understanding the nature of these differences is important both from a linguistic and from a parsing perspective. With respect to linguistics, one can ask which design differences between graphbanks are meaningful (e.g. understanding coordinate structures as headed by a conjunct or the conjunction); which ones are artifacts that can be equalized by simple transformations (e.g. flipping the direction of edges); and which ones are worth spending time on when discussing the design of future corpora. With respect to parsing, the differences between graphbanks make it hard to develop parsers that are accurate across many graphbanks (Oepen et al., 2019). A more unified approach to certain structures across graphbanks has the potential to facilitate multi-task learning (MTL) to train parsers on smaller graphbanks by exploiting the training set of a larger graphbank, in addition to being linguistically parsimonious.

In this paper, we show how annotations from different graphbanks can be normalized at the level of their compositional structures. We build upon the work of Lindemann et al. (2019), who used *AM dependency trees* to represent the compositional structure of graph-based meaning representations (MRs); they developed graphbank-specific heuristics for automatically constructing AM dependency trees for the graphs in a number of different graphbanks built upon the *AM algebra* (Groschwitz et al., 2018) (Section 2). We develop a new methodology for identifying and quantifying mismatches between the compositional structures assigned to the same sentence by different graphbanks; we then present our

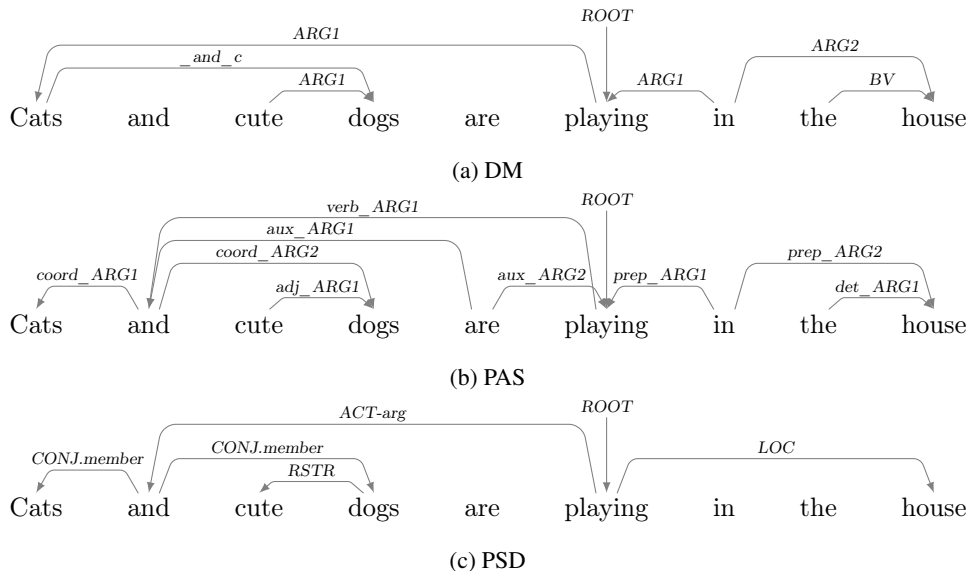


Figure 1: Examples for DM, PAS and PSD graphs. The PSD graph includes Lindemann et al.’s (2019) reversible preprocessing of coordination.

extended *AM+ algebra*, which is able to systematically reshape these compositional structures in order to make them more uniform across graphbanks (Section 3). Finally, we walk through how our methodology can be applied to normalize specific linguistic phenomena that differ in representation across graphbanks (Section 4). Our work is focused on the three graphbanks of the SemEval 2015 Shared Task on Semantic Dependency Parsing (Oepen et al., 2015) – DM, PAS, and PSD – as these are annotated over the same base text corpus. Our methods can in principle be applied to more complex graphbanks, as well.

Using our methods, we increase the match between the AM dependency trees (compositional structure) of the different graphbanks to 76.3 (DM-PAS), 78.8 (DM-PSD), and 82.0 (PAS-PSD) directed unlabeled F-score, compared to 63.5, 55.7, and 57.0 for Lindemann et al.’s AM dependency trees (Section 5). This is a drastic improvement over the unlabeled F-scores of 64.2, 26.1, and 29.6 for the original graphs (Oepen et al., 2015). We additionally demonstrate that when training a graph parser on a tiny graphbank combined with larger graphbanks using multi-task learning (MTL), our methods improve parsing accuracy by up to 2.6 points F-score over MTL without normalized AM dependency trees. Finally, we assess the hierarchy of design differences with respect to their theoretical and quantitative impacts and discuss phenomena which cannot be made uniform using the techniques developed here (Section 6).

## 2 Background

We first describe the graphbanks we use for our experiment in this paper (Section 2.1). We then motivate our use of the compositional AM algebra and parser that we use for our implementation (Section 2.2).

### 2.1 The Graphbanks

We focus our efforts on the three graphbanks of the SemEval 2015 Shared Task on Semantic Dependency Parsing (SDP): (i) DELPH-IN MRS-Derived Semantic Dependencies (DM), (ii) Enju PredicateArgument Structures (PAS), and (iii) Prague Semantic Dependencies (PSD) (Oepen et al., 2015). All graphbanks have parallel semantic annotations over the same common English texts: the Wall Street Journal (WSJ) and Brown segments of the Penn Treebank (PTB; Marcus et al. (1993)). These graphbanks are all bilexical, node-ordered, labeled, directed graphs and represent core semantic information such as predicate-argument relations. Nothing in our paper hinges on the choice of these particular graphbanks; the methods presented here can be applied to other graphbanks, though we assume that the graphs are over the same base texts.

The SDP graphbanks make different choices about which linguistic information to represent and how to represent it (Oepen et al., 2016) (Table 1). Graphs in the style of the three graphbanks for the sentence “Cats and cute dogs are playing in the house” are shown in Fig. 1. While in all three graphs each token of the sentence corresponds to at most one node, there may also be tokens which are not part of the graph.

	Directed F		Undirected F	
	PAS	PSD	PAS	PSD
DM	64.2	26.1	67.2	56.8
PAS		29.6		54.9

Table 1: Unlabeled F-scores across formalisms including punctuation according to Oepen et al. (2015).

These ‘ignored’ tokens differ across graphbanks; for instance, in DM coordinators (“and”) and temporal auxiliaries (“are”) are not nodes in the graph, while PSD ignores temporal auxiliaries, prepositions, and determiners. The edges are also different; for instance, edges that point from adjectives to nouns in DM and PAS go the other way in PSD.

The fundamental question we discuss in this paper is the extent to which these variations are superficial or, alternatively, represent irreconcilable design differences. To this end, we make the standard assumption from theoretical semantics that MRs are derived *compositionally* from the sentence, i.e. by systematically computing MRs for each part of the sentence from its immediate subparts. We say that a difference between two graphs is ‘superficial’ if it can be derived using the same compositional structure. To give an example, Fig. 4(a, b) show the compositional structure which Lindemann et al. (2019) assign to the DM and PSD graphs in Fig. 1. We explain the technical details in Section 2.2; for now, observe that certain differences between DM and PSD have been normalized (e.g. both dependency trees analyze the noun as the head and the adjective as the modifier), while others are still present (e.g. ignored tokens). In this paper, we present a method for deriving compositional structures for SDP sentences that are more consistent across graphbanks and still linguistically solid. This allows us to distinguish superficial design differences more cleanly from deeper ones, and is useful for parsing.

## 2.2 Compositional Semantic Parsing with the AM Algebra

To normalize discrepancies between the three formalisms, we use the *Apply-Modify (AM) Algebra* initially presented in Groschwitz et al. (2018) for compositional AMR parsing. Utilizing the AM algebra allows us to modify graph structure at the compositional level, represented as *AM dependency trees* (explained below). Lindemann et al. (2019) (hereafter referred to as L19) implemented this methodology and extended the AM algebra to four additional graph-based MRs (DM, PAS, PSD, and EDS); Donatelli et al. (2019) extended this work to UCCA. L19 achieved state of the art results for all formalisms in question with pretrained BERT embeddings and manual heuristics tailored to each graphbank. We adapt these heuristics to find uniform structures that generalize across graphbanks.

The AM algebra builds sentence-level graphs from graph fragments called *annotated s-graphs*, or *as-graphs*. Fig. 2a shows as-graphs from which the PAS graph in Fig. 2d for the sentence “the cat is not lazy” can be built. Note that Fig. 2d is the same as the graph in Fig. 3b minus the ordering among the nodes. As-graphs possess two kinds of markers: (i) an obligatory *root source* on the *root node* (indicated with bold outline); and (ii) optionally further *sources* (marked in red, e.g. s and o) on other nodes, which allow us to combine as-graphs. Every node can bear at most one source, and each source can occur at most once in an as-graph.

The AM algebra defines two operations for combining as-graphs. (i) *Apply* for a source X ( $APP_X$ ) combines head and argument as-graphs by filling the head’s X-source with the root of the argument. For example, the result of  $APP_O(G_{be}, G_{lazy})$  is shown in Fig. 2b.<sup>1</sup> Nodes in both graphs with the same source (here s) are merged. The type annotation [s] at the o-source of  $G_{be}$  requests the argument to have an s-source (which  $G_{lazy}$  has). This way, type annotations lead to reentrancies in the graph (like the triangle structure here). (ii) *Modify* allows an as-graph to modify a head. For example,  $MOD_{DET}(G_{cat}, G_{the})$  and its result is shown in Fig. 2c. Here,  $G_{cat}$  is the head and  $G_{the}$  the modifier;  $G_{the}$  attaches with its DET-source at  $G_{cat}$  and loses its own root source. We combine the two partial results we have built so far using  $APP_S$ . The final graph is the result of the  $MOD_{MOD}$  operation at the top of the term in Fig. 2e.

<sup>1</sup>Note: “lazy” is represented in Fig. 2b with an s-source for ease of understanding here; L19 analyze it as a MOD-source. We use s-sources for adjectives in PAS in the presentation of all examples.

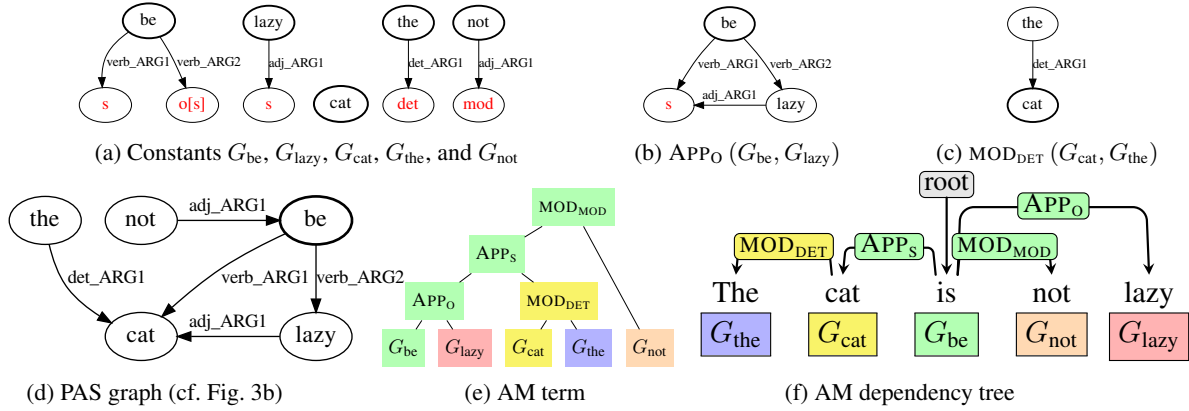


Figure 2: PAS for “the cat is not lazy” with its AM analysis according to L19.

By tracking the ‘semantic heads’ of each subtree of an AM term as color coded in Fig. 2e, L19 encode AM terms as AM dependency trees (Fig. 2f): whenever the AM term combines two graphs with some operation, a dependency edge is added from one semantic head to the other. The graph constants of the AM term become the *lexical as-graphs* for the tokens in the sentence (if a token has no graph constant associated with it, we write ‘ $\perp$ ’). Such an AM dependency tree evaluates deterministically to a graph.

A central challenge with AM dependency parsing is that the AM dependency trees in the training corpus are latent. L19 formulated graphbank-specific decomposition heuristics to address this. In the context of normalizing the graphbanks, this challenge turns into an opportunity: we can normalize the graphbanks at their compositional level without having to directly change the graphs. In fact, even the AM dependency trees of L19 naturally normalize some differences of the MRs. Consider the example “is not” in the PAS and PSD graphs in Fig. 3(b, c) and their L19 AM trees in Fig. 3(e, f). In the graphs, the edges between “is” and “not” have a different label and different direction, whereas both AM trees have a  $MOD_{MOD}$  edge with the same direction. Furthermore, in the same graphs, PAS has a triangle “is”-“lazy”-“cat”, while PSD does not. In the L19 AM trees (Fig. 3(e, f)), this difference is reduced to the lexical as-graphs.

### 3 Quantifying Compositional Mismatches

The AM dependency trees of L19 (henceforth, *L19 AM trees*) constitute a first step towards normalizing MRs across graphbanks by making compositional structures explicit. This has a positive result: the AM dependency trees in Fig. 4(a-c) are more consistent with each other than the original graphs in Fig. 3. Yet, there remain differences between the L19 AM trees. The question we ask here is, can we find a single compositional structure which will correspond to all three MR graphs by changing only the lexical as-graphs for the individual tokens and not the L19 AM trees themselves? This would suggest that the designs and annotators of the three graphbanks tacitly agree on compositional structure; surface differences between the graphs can then be explained by low-level representations of individual words.

In this section, we present our methodology to apply transformations to the L19 AM trees that do not change the graphs they evaluate to. We show how to detect and quantify mismatches between the L19 AM trees for the same sentence in terms of *pattern signatures* (Section 3.1). As we will then see, the AM algebra has limitations which prevent us from fully normalizing the compositional structures. We will therefore slightly extend it to the *AM+ algebra* (Section 3.2), which we will use in Section 4 to automatically normalize AM dependency trees, making them more consistent with each other.

#### 3.1 Detecting Local Patterns

In order to normalize the compositional structures of the graphbanks automatically, we must be able to detect and quantify discrepancies between their L19 AM trees automatically. We do this by identifying ‘local’ patterns in the L19 AM trees that correspond to individual tokens (Fig. 5). We then compare these local patterns across the L19 AM trees for the three graphbanks to uncover a *pattern signature*, with which we can identify and normalize differences across the graphbanks.

To illustrate how this works, take the case of the determiner “the” in Fig. 3. In the graphs themselves

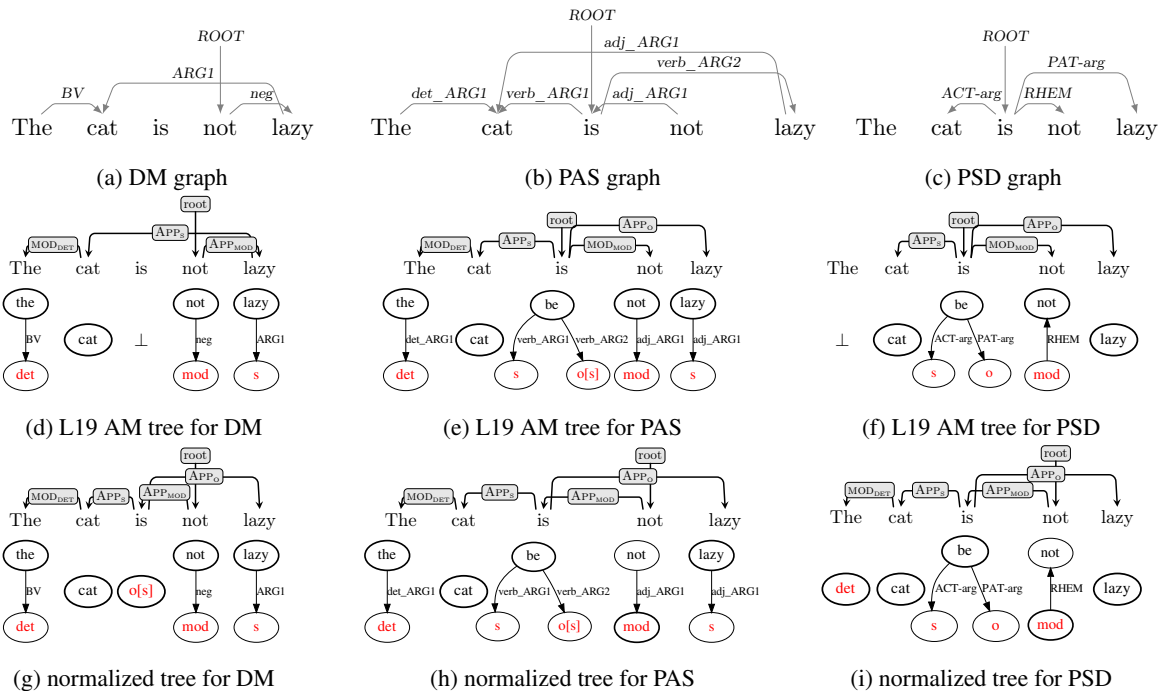


Figure 3: SDP graphs, L19 AM trees and normalized trees for the sentence “The cat is not lazy”

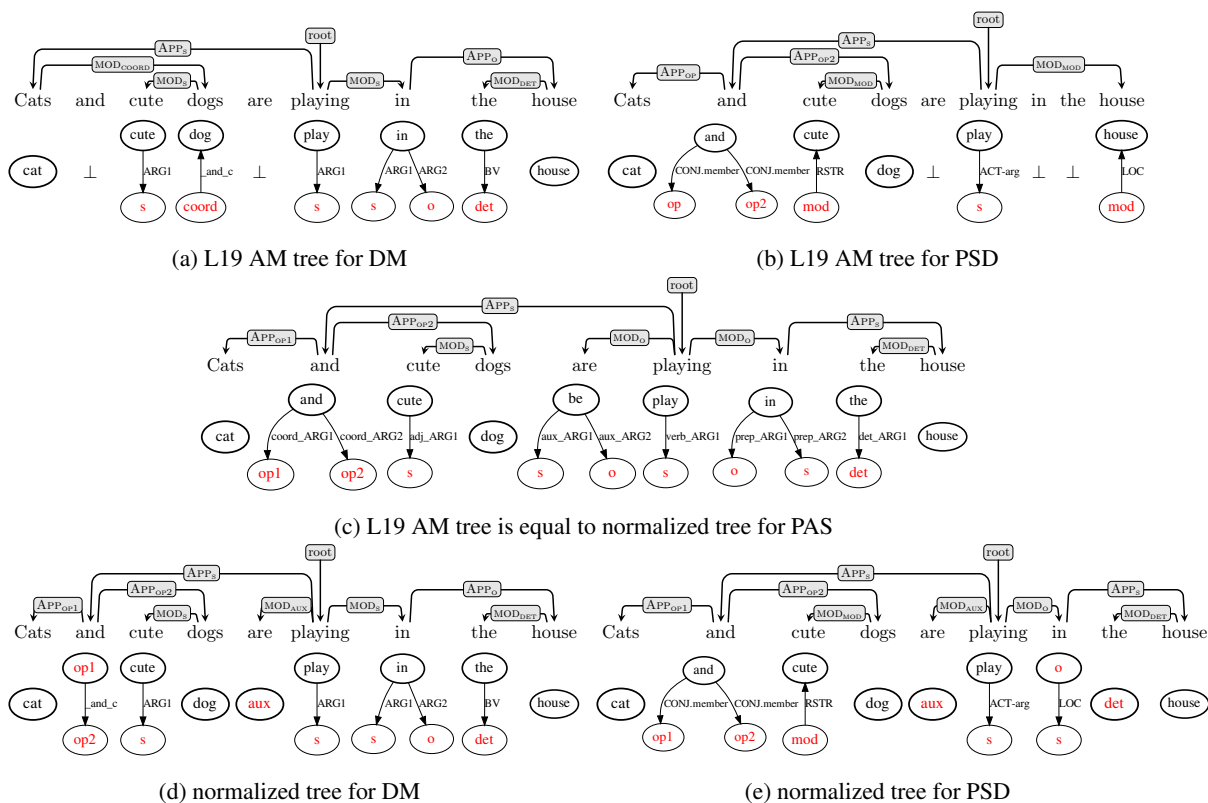
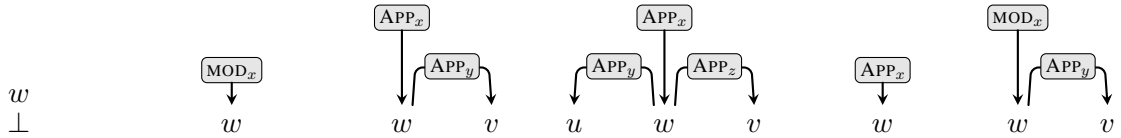


Figure 4: L19 AM trees and normalized trees for SDP graphs of “Cats and cute dogs are playing in the house” presented in Fig. 1.



(a) Pattern EMPTY (b) Pattern MOD/CMOD (c) Pattern APP1 (d) Pattern APP2/CAPP2 (e) Pattern BASIC (f) Pattern CONN

Figure 5: The set of local patterns we distinguish based on their structures in L19 AM trees.

(a–c), DM (a) and PAS (b) mark the determiner with different relations while PSD (c) ignores it. This is reflected in L19 AM trees (d–f): the DM (d) and PAS (e) trees combine the determiner with a MOD relation, while the PSD tree (f) leaves it absent ( $\perp$ ). We name these patterns MOD for DM and PAS, and EMPTY for PSD, and create a pattern signature with the triple [DM / PAS / PSD]: [MOD / MOD / EMPTY]. We use this order for all pattern signatures. Table 2 shows that the determiner pattern signature is the most common across the MRs, alongside the other most frequent pattern signatures we find and fix.

The set of patterns shown in Fig. 5 are the basis for the pattern signatures we utilize to capture a range of linguistic phenomena.<sup>2</sup> The EMPTY pattern corresponds to elements not present in the trees (Fig. 5a). If the word has an incoming MOD edge and no outgoing APP edges in its L19 AM tree, like determiners in DM and PAS (Fig. 4b, “the”), we assign it the MOD pattern, shown in Fig. 5b. We have several patterns for words that are heads in the AM dependency tree, words that are either the root of the AM dependency tree or have an incoming APP edge (Fig. 5(c–e)). If such a head has no arguments of its own, i.e. no outgoing APP edges, we use the BASIC pattern in Fig. 5e. This pattern applies most commonly to nouns (e.g. “cat” as  $G_{\text{cat}}$  in Fig. 2a or the nouns in Figs. 3 and 4). If the head has one or two arguments (= outgoing APP edges), as seen in Fig. 5(c, d), we assign it the APP1 or APP2 pattern respectively. Intransitive and transitive verbs typically have these respective patterns; we find that the coordination structures of PAS and PSD in Fig. 4 show the APP2 pattern as well.

If a modifier (here defined as a word with an incoming MOD edge in the L19 AM trees) itself has an argument (an outgoing APP edge), we assign it the CONN pattern (Fig. 5f). This pattern is typical for prepositions in DM and PAS. We also find the following distinctions useful: sometimes a modifier, such as the temporal auxiliary “are” in the PAS analysis in Fig. 4c, carries additional sources with it that create reentrancies at the time of modification. We use the CMOD pattern (Fig. 5b) instead of MOD for such complex modifications. When a head with two children has an annotation that will lead to a reentrancy between the children, such as the copula “is” with the constant  $G_{\text{be}}$  in Fig. 2a, we use the CAPP2 pattern rather than APP2. Besides copula in PSD, all MRs have this pattern for control verbs. We summarize all other patterns as OTHER.

Examining our pattern signatures, we find that about half of the nodes have the same pattern in all three graphbanks: for example, adjectives often display the signature [MOD / MOD / MOD] and nouns [BASIC / BASIC / BASIC]. These aligned pattern signatures represent a priori shared compositional structure across graphbanks, typically in the form of open-class words and predicate-argument structure. In contrast, Table 2 shows the most common pattern signatures with differences between the MRs. These pattern signatures map quite precisely to linguistic phenomena, specifically those involving closed-class functional words.

### 3.2 The AM+ Algebra

Now that we can detect mismatches of the compositional structures across graphbanks, we would like to modify these compositional structures such that the AM dependency trees for all three graphs contain the same edges. This is illustrated in Fig. 3(g–i): All three trees have the same edges and ignore the same tokens (namely, none); all three analyses agree on the compositional structure, and all graphbank-specific differences have been pushed into the graphs for the individual tokens.

However, there is one technical complication: These AM dependency trees are invalid because some graphs have a root node which is also marked with some other source (e.g. the one-node as-graph for “is”

<sup>2</sup>The patterns do not take source names or outgoing MOD edges into account; for example, “cat” in Fig. 3 would still exhibit the BASIC pattern if it had an incoming  $\text{APP}_o$  edge instead of  $\text{APP}_s$ , or if it were modified.

Rank	Pattern signature ([DM / PAS / PSD])	Most commonly associated phenomena	Count	Percentage of total
1	[MOD / MOD / EMPTY]	Determiners	49 965	13.38%
2	[EMPTY / MOD / EMPTY]	Punctuation*	45 544	12.20%
3	[CONN / CONN / EMPTY]	Prepositions	42 395	11.35%
4	[BASIC / BASIC / MOD]	NPs with prep.*	30 202	8.09%
5	[EMPTY / CONN / EMPTY]	Prepositions	22 324	5.98%
8	[EMPTY / CMOD / EMPTY]	Temporal auxiliaries	14 074	3.77%
10	[APP1 / MOD / MOD]	Verbal Negation*	7215	1.93%
14	[EMPTY / APP2 / APP2]	Coordination	5709	1.53%
20	[EMPTY / CAPP2 / APP2]	Copula (adjectival)	2915	0.78%
21	[EMPTY / OTHER / OTHER]	Coordination	2828	0.76%

Table 2: Most frequent pattern signatures we fix. Asterisks indicate that additional phenomena comprise a significant portion of the pattern. See Appendix A for complete list of pattern signatures we detect.

in Fig. 3g). This is necessary to make the copula semantically vacuous – we have a node for it in the AM dependency tree, but there is no node in the DM as-graph to which the tree evaluates – but the AM algebra does not allow root nodes to also have another source besides the root source.

We therefore extend the AM algebra to the *AM+ algebra*, which is exactly like the AM algebra but allows root nodes to contain additional sources. In all other ways, the AM+ algebra is defined exactly like the AM algebra, and the concept of an AM dependency tree generalizes naturally to the AM+ algebra. Thus Fig. 3(g-i) are valid AM dependency trees of the AM+ algebra.

The seemingly innocent step from the AM algebra to the AM+ algebra is not without risks. On a technical level, the AM algebra is grounded in the HR graph algebra (Courcelle and Engelfriet, 2012). In this translation, root nodes in the AM algebra are mapped to sources with a special name (“root”) in the HR algebra, and a node in a graph of the HR algebra may not be marked with more than one source at once. This is to prevent situations where e.g. an “apply” operation could merge together two nodes of the same graph. Thus we sacrifice the grounding in the HR algebra and with it, certain technical guarantees. From a modeling perspective, the extra flexibility of the AM+ algebra means that the same graph can be described with more terms of the AM+ algebra than with terms of the AM algebra. This can be useful – in fact, we rely on this flexibility here – but it also means that the choice of compositional structure must be made with care and, ideally, in a linguistically informed manner. Making such a choice is the main theme of the next section.

## 4 Normalizing Compositional Structures Across Graphbanks

We normalize the AM dependency trees using the AM+ algebra by applying transformations directly to the AM dependency trees of L19. The transformations described below are carefully designed not to change the graph the AM dependency trees evaluate to. We do this for all AM dependency trees by iterating over the sentences in the graphbanks and applying a transformation whenever its corresponding pattern signature matches. To make sure that we only apply a transformation when it matches the linguistic phenomenon we intend to address, we impose further restrictions based on POS tags and lemmas. The transformations are always applied in the same order (see Table 3 in Section 5 below). In the remainder of this section, we describe in detail how the individual transformations work and how they relate to the pattern signatures and linguistic phenomena.

### 4.1 Category 1: Ignored Elements

A common difference among the SDP graphs is that PSD does not represent the meaning of some tokens – the tokens are ‘ignored’ in the sense that they do not have incident edges – whereas PAS includes nearly all tokens in the graph; DM falls somewhere in the middle. Section 3.1 discussed one such example: in Fig. 1 the determiner “the” is part of the PAS and DM graphs, but not PSD. In the corresponding L19 AM trees, ignored tokens are not part of the dependency tree: they have no incoming edge (“the” in Fig. 4).

Our fixes for these elements thus relies on creating vacuous lexical as-graphs that do not change the graph when combined. We address the following cases, which account for roughly 30% of the divergent phenomena detected.

**Determiners: [MOD / MOD / EMPTY].** As seen in Section 3.1, determiners show up as modifiers in the AM dependency trees for DM and PAS, but not in PSD, yielding the [MOD / MOD / EMPTY] signature.

**Our fix:** We can modify the AM dependency tree for PSD to match the edges of the other AM trees (Fig. 3i): we use a semantically vacuous constant for the determiner “the” that consists of only an unlabeled node, marked with a DET-source and as the root at the same time. Performing the MOD<sub>DET</sub> operation with this constant does not change the graph of the noun (here “cat”), and thus the AM dependency tree in Fig. 3i still evaluates to the graph in Fig. 3c. This construction makes sense: the MOD<sub>DET</sub> operation reflects a relation on the sentence surface, and the empty determiner constant for PSD reflects the fact that the information carried by the determiner is ignored in the deeper PSD graph structure.

Note that since this empty lexical as-graph does not change the graph, we could attach it anywhere and still obtain the same graph as evaluation result. In other words, just looking at the PSD graph is not enough to tell us where the determiner should attach. We attach the new vacuous PSD determiners to the token where the determiner attaches in DM.

**Further restrictions:** To make sure we exactly fix determiners this way, the token belonging to the local pattern must have the POS tag *DT*. This covers 95% of the pattern.

**Punctuation, Particles & Co.: [EMPTY / MOD / EMPTY].** PAS is the only SDP MR to broadly annotate tokens that are mostly syntactic markers. This pattern includes punctuation, infinitival “to”, passive “by” and particles of particle verbs.

**Our fix:** As for determiners, we add empty modifiers, here to DM and PSD.

**Further restrictions:** POS tag indicates punctuation or is *IN*, *TO* or *RP* (covers 97% of pattern).

**Temporal and Aspectual Auxiliary Verbs: [EMPTY / CMOD / EMPTY].** An example of this is “are” in Fig. 4. These auxiliaries are annotated only in PAS, where the L19 AM trees (Fig. 4c) use complex modification to create the reentrancy observed in Fig. 1b.

**Our fix:** While the CMOD pattern is different from the MOD pattern as far as the resulting graph is concerned, both patterns simply have an incoming MOD edge when only looking at the AM tree edges. Thus, we can apply the same fix here as for the punctuation case.

**Further restrictions:** POS tag starts with *V* (covers 82% of pattern).

**Copula: [EMPTY / CAPP2 / APP2].** While all three SDP MRs treat the copula verb as a transitive verb in case of a nominal predicate (e.g. “Cats are mammals”), the treatment of copula with an adjectival predicate (e.g. “The cat is not lazy”, see Fig. 3(a-c)) differs: DM treats this construction equivalent to adnominal adjectives (“cute dogs” in Fig. 1a), therefore the copula does not contribute directly to the graph, corresponding to the EMPTY pattern. PSD and PAS, however, still encode the copula verb as a transitive verb thus differing from the structure of adnominal adjectives. PAS includes an edge from the adjective to the subject, resulting in a reentrancy in the graph and the CAPP2 pattern in the AM tree. PSD does not include such an edge and expresses the relation between the adjective and the subject only via the copula. This results in the APP2 pattern in the AM tree.

While the APP2 pattern used in PSD differs from the CAPP2 pattern employed by PAS, both MRs use the same AM dependency tree: the verb is the root and has outgoing APP<sub>S</sub> and APP<sub>O</sub> edges to the subject and the predicate respectively (Fig. 3(e, f)). Thus, only DM exhibits a different compositional structure.

**Our fix:** We normalize the AM dependency trees by adding a vacuous lexical as-graph for the copula verb in DM. This lexical as-graph consists of one root node with O-source, requiring an S-source in its argument (see “is” in Fig. 3g). We remove the APP<sub>S</sub> edge between the adjective (“lazy”) and the subject (“cat”), and instead make the subject and adjective APP<sub>S</sub> and APP<sub>O</sub> children of the copula respectively. Further, we move the incoming dependency edge of the adjective to the copula, making it the new head of the phrase. When evaluating this new AM tree, first the adjective (“lazy”) is plugged into the O-source of the copula (“is”), which results in an as-graph identical to the lexical as-graph of the adjective. Then the



S-source is filled, plugging the subject into the correct slot of the adjective. Note that this solution allows us to use the same DM adjective graph fragment for adnominal and predicative uses.

In practice, the key to automating this transformation is to find the  $APP_S$  edge between the adjective and the subject in DM, since this is the edge we need to replace with the above construction. To find it, we look at the  $APP_S$  and  $APP_O$  children of the PSD L19 AM tree to identify adjective and subject, and use the  $APP_S$  edge between them in the DM L19 AM tree. However, such an edge does not always exist, for example in cases where subject or adjective are complex phrases rather than single tokens, and PSD and DM disagree on the heads of these phrases. In these cases we cannot apply the fix automatically; the fix works in 86% of the cases.

**Further restrictions:** “be” lemma in PSD; the two outgoing APP edges in PSD AM dependency tree must be  $APP_S$  and  $APP_O$ ; and the  $APP_O$  child of PSD must have a POS tag starting with *JJ* (adjective). This covers 64% of the pattern.

## 4.2 Category 2: Headedness

For some constructions, there is disagreement across MRs about which token is the head of the construction. One such construction is verbal negation (roughly 2% of divergent phenomena detected), for which we present a pattern and transformation here:

**Verbal Negation:** [APP1 / MOD / MOD]. For negation of verbs, we find that PSD and PAS treat the negation as modifier, while DM usually considers the negation to be the head (see Fig. 3(a-f)).

**Our fix:** We make the negation the head in the AM dependency trees for PAS and PSD graphs. Consider the example PSD dependency tree in Fig. 3f and its transformation in Fig. 3i (the process is the same for PAS). In the transformation of this example, we first reverse the dependency edge between the negation “not” and negated word “is” and use APP instead of MOD. We then shift the incoming dependency edge (here the ‘root’ marker) of “is” to “not”, making “not” the head of the phrase. To make this work, we also need to change the graph fragment for “not”. This is because in the actual PSD graph (Fig. 3c), “is” is still the root. We can make “is” the root in the resulting graph, even though “not” is the root of the AM dependency tree, by shifting the root in the graph fragment for “not” from the lexical label to the NEG-source. This ensures that after the  $APP_{NEG}$  operation fills “is” into the NEG-source, the root of the resulting graph is actually at “is”. This transformation resembles type raising in lambda calculus where functor and argument are exchanged.

**Further restrictions:** Lemma is “#Neg” or “never” in PSD. This covers 35% of the pattern; other phenomena adhering to this pattern include some discourse connectors and adverbs.

Besides conceptual differences in headedness like negation, some phrases simply do not have an obvious head, e.g. a date like “Nov. 29”. In such cases, the MRs also often disagree on whether “Nov.” or “29” is the head. We leave the automatic detection and transformation of such cases to future work.

## 4.3 Category 3: Relational Elements

As a third category, the SDP graphbanks differ in how they mark certain linguistic relations such as coordination or preposition. We observe two strategies: (i) the relation is marked using only an edge between the two more ‘contentful’ elements, ignoring the functional word; or (ii) the relation is marked using a node for the functional word with outgoing edges to the more contentful elements. These decisions permeate through to the AM dependency trees. We address the two most common phenomena of this category here: prepositions and coordination, accounting for roughly 30% of the divergent phenomena we detect. In both cases, we normalize the AM dependency trees towards strategy (ii).

**Prepositions and Their Effects:** [CONN / CONN / EMPTY], [EMPTY / CONN / EMPTY], [BASIC / BASIC / MOD]. DM and PAS use strategy (ii) for most prepositions and encode them as nodes, whereas PSD uses strategy (i) and encodes them as edges. See the preposition “in” in Fig. 1, to which the PSD ‘LOC’ edge corresponds. In the AM trees, these prepositions have the [CONN / CONN / EMPTY] signature. Note that in the PSD graph in this example, the ‘LOC’ edge corresponds to this preposition instead, which we find to be a general rule: if a preposition is not a node in the graph, the relation it expresses is instead

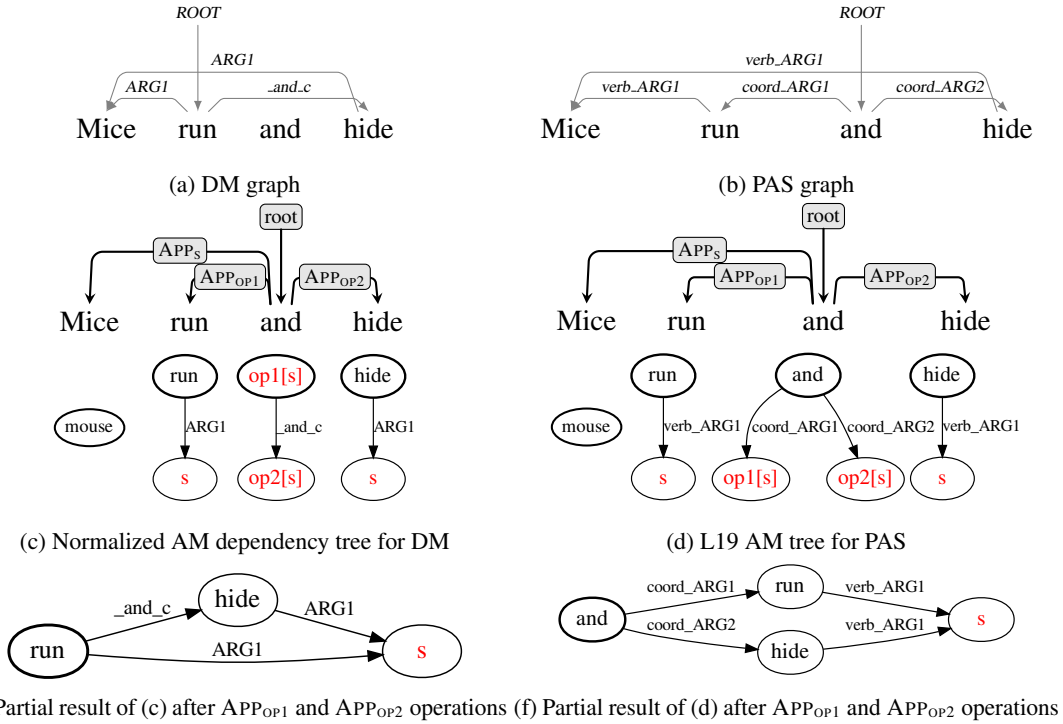


Figure 6: Coordination of two verbs with a common subject.

encoded as an edge. In the original decomposition of L19, the ‘LOC’ edge here is attached to the lexical as-graph of “house” yielding the MOD pattern, a common cause for the [BASIC / BASIC / MOD] signature. Thus, normalizing the preposition case addresses two of the most common pattern differences at once. Some prepositions such as possessives (“of”) are encoded as edges in DM, too, yielding the [EMPTY / CONN / EMPTY] signature.

**Our fix:** In the graphs that encode the preposition as an edge, we use that edge as the lexical as-graph for the preposition, such as the lexical as-graph for “in” in Fig. 4e. This new lexical as-graph consists of only the ‘LOC’ edge, with the root node at its origin, and sources *s* and *o*. At the same time, we remove that edge from the lexical as-graph that contained it before (here “house”). We then update the AM dependency edges accordingly, for example in the transformation from Fig. 4b to Fig. 4e, we remove the MOD<sub>MOD</sub> edge from “playing” to “house” and instead connect the new constant for “in” with an outgoing APP<sub>S</sub> edge to “house” and an incoming MOD<sub>O</sub> edge from “playing”, creating the CONN pattern now in PSD as well.

To find the edge in PSD in the general case, we use a similar strategy as we employed for copula: we look at the parent of the preposition in PAS (“playing” in the example) as well as the APP-child of the preposition (“house”), and consider the PSD AM tree edge between them (here MOD<sub>MOD</sub>). We then identify the graph edge (here ‘LOC’) via the source of the AM tree operation: the ‘LOC’ edge here is the edge from “house” to the MOD-source. Such a matching PSD AM tree edge exists in 86% of the cases; in the other cases PAS and PSD disagree on the heads of the preposition arguments and we cannot apply an automatic transformation.

Note that this transformation also changes the MOD pattern at “house” to the more consistent BASIC pattern. In total, we have changed a [CONN / CONN / EMPTY] and a [BASIC / BASIC / MOD] signature to a [CONN / CONN / CONN] and a [BASIC / BASIC / BASIC] signature. In the [EMPTY / CONN / EMPTY] case, we employ the same strategy to change the AM trees for both DM and PSD.

**Further restrictions:** *IN* or *TO* POS tag at the preposition (covers 99% of [CONN / CONN / EMPTY] and 66% of [EMPTY / CONN / EMPTY]).

**Binary Coordination:** [EMPTY / APP2 / APP2], [EMPTY / OTHER / OTHER]. To connect two conjuncts in coordination, such as “cats” and “dogs” in “cats and cute dogs” in Fig. 1, DM uses an edge (here ‘\_and\_c’; strategy (i)), while PAS and PSD make the conjunction “and” the head of the phrase with

outgoing edges to the conjuncts (strategy (ii)). Thus, both PSD (as preprocessed by L19) and PAS show the same APP2 pattern in the L19 AM trees (Fig. 4(b, c)), while DM exhibits the EMPTY pattern. If both conjuncts have a common argument, such as in Fig. 6b, the source for the common argument is first passed up through the coordination before being filled with the argument, resulting in an additional APP child for the coordination (see Fig. 6(d, f)). Thus, in such cases PAS and PSD L19 AM trees exhibit the OTHER pattern. In conclusion, binary coordination can have the [EMPTY / APP2 / APP2] or [EMPTY / OTHER / OTHER] signatures.

Binary coordination makes up approximately 86% of all coordinations; we leave the more challenging case of three or more conjuncts to future work.

**Our fix:** Similar to the preposition fix, we add a lexical as-graph for the conjunction token (e.g. “and”) in DM containing the dedicated conjunction edge that was previously part of one of the conjuncts lexical as-graph (compare Fig. 4a and 4d). The incident nodes use OP1- and OP2-sources to indicate the open positions for the conjuncts, and we connect the conjuncts as APP<sub>OP1</sub> and APP<sub>OP2</sub> children accordingly. One of the conjuncts was previously the head of the coordination in DM (here “cats”), we shift its incoming edge (here APP<sub>S</sub>) to the conjunction instead. The root of the conjunction’s lexical as-graph is placed at the OP1-source where “cats” will be placed, such that all outside graph edges attach correctly. If the conjuncts share a common argument like the subject “mice” in Fig. 6a, we add respective source annotations to the OP1- and OP2-sources (Fig. 6c). Fig. 6e shows the partial result after evaluating the APP<sub>OP1</sub> and APP<sub>OP2</sub> operations in this example.

**Further restrictions:** CC POS tag, exactly two outgoing ‘\*.member’ edges in PSD (these are the coordination edges, exactly two ensures binary coordination). This covers 89% of the two patterns.

## 5 Evaluation

We evaluate the quality of the normalized AM dependency trees by measuring cross-formalism similarity as well as their suitability for parsing on the SDP corpora of the 2015 shared task (Oepen et al., 2015). We apply L19’s preprocessing of coordination for PSD (see also the discussion in Section 6). Due to the similarities of the graphbanks, it is very appealing to use multi-task learning (MTL), which shares a subset of the model weights across graphbanks in order to let the training data for one graphbank influence the prediction on another. We expect this to help particularly in scenarios where there is limited data for one graphbank but large amounts for others.

### 5.1 Structural Similarity

Tables 1 and 3 summarize the structural comparison of the graphs and AM dependency trees, respectively. Note that the F-scores on the graphs don’t take the edge labels into account. We additionally calculate the percentage of lexical as-graphs that change by graph formalism as a result of our normalization: 13.53% for DM, .35% for PAS, and 33.22% for PSD.

There is a consistent increase in similarity by at least 12.8 points F-score of the normalized AM dependency trees in comparison to the L19 AM trees over all metrics. The labeled F-score that disregards the source names is the upper bound on how much similarity can be achieved by systematically making the source names more uniform as well.

Comparing the similarities of the normalized AM dependency trees to the similarities of the graphs, there is an even larger gain in the unlabeled, directed F-score of up to 52.7 points. Importantly, we only compute F-scores on the edges of the AM dependency trees, not on the as-graph constants. The higher similarity in the tree structure is achieved primarily by moving discrepancies to the lexicon. In particular, this is true for edge directions and edge labels, which are specified in the lexicon, not in the compositional structure.

### 5.2 Suitability for Parsing

An important question to ask is if the normalization of the AM dependency trees has an impact on how accurate parsing is. In particular, we expect the high similarity to be beneficial for projecting from a large corpus to a smaller one. Therefore, we conduct parsing experiments in the usual high-resource scenario

		L19		ΔDet		ΔAux		ΔPrep		ΔCoord		ΔCopula		ΔNeg		Δ Punct		All changes	
		PAS	PSD	PAS	PSD	PAS	PSD	PAS	PSD	PAS	PSD	PAS	PSD	PAS	PSD	PAS	PSD	PAS	PSD
DM	UF	63.5	55.7	0.0	6.8	1.3	0.8	3.3	9.9	2.8	3.2	0.6	0.6	0.5	0.5	4.3	1.3	<b>76.3</b>	<b>78.8</b>
	A/M F	57.8	46.7	0.0	7.2	1.3	1.0	3.4	11.3	2.8	3.2	0.6	0.7	0.5	0.5	4.5	1.8	<b>70.9</b>	<b>72.4</b>
	LF	29.7	26.2	0.0	8.1	1.6	1.4	3.6	1.3	2.6	2.9	0.6	0.7	0.5	0.4	5.3	3.9	<b>43.9</b>	<b>44.9</b>
PAS	UF		57.0		5.9		1.3		13.4		0.0		0.0		0.0		4.4		<b>82.0</b>
	A/M F		50.1		6.1		1.4		13.7		0.0		0.0		0.0		4.6		<b>75.9</b>
	LF		36.8		6.7		1.5		14.2		1.1		0.0		0.0		4.9		<b>65.2</b>

Table 3: Directed F-scores between AM dependency trees at different stages of normalization. UF is unlabeled F-score, A/M F is labeled F-score disregarding source names and LF is the usual labeled F-score.

Training data		L19 AM tree						Normalized AM dependency trees					
		100			full			100			full		
		Single	MTL	Δ	Single	MTL	Δ	Single	MTL	Δ	Single	MTL	Δ
DM	id F	65.6±1.4	72.2±0.9	6.6	92.8±0.1	92.9±0.1		66.1±1.2	72.9±0.2	6.8	92.3±0.2	92.2±0.1	
	ood F	63.3±1.3	69.1±1.4	5.8	88.9±0.1	88.9±0.1		63.0±1.2	69.5±0.5	6.5	88.0±0.3	87.7±0.3	
PAS	id F	72.6±1.2	81.5±0.2	8.9	94.7±0.1	94.6±0.1		72.5±1.4	84.1±0.8	11.5	94.6±0.1	94.5±0.1	
	ood F	69.2±2.0	78.9±0.7	9.7	92.6±0.1	92.6±0.1		69.0±1.6	80.7±1.0	11.7	92.5±0.1	92.6±0.1	
PSD	id F	51.1±0.7	58.9±1.2	7.8	81.2±0.1	80.9±0.3		52.9±1.8	60.2±0.9	7.4	80.5±0.1	80.3±0.1	
	ood F	50.3±2.2	58.2±1.8	7.9	80.3±0.1	80.1±0.2		51.6±1.2	59.1±0.8	7.5	79.7±0.1	79.5±0.1	

Table 4: Means and standard deviations of labeled F-scores on test sets for varying amounts of training data and use of MTL. Computed over 3 data samples with replacement and different random initializations.

and also in a simulated low-resource scenario, for which we sampled 3 subsets of the training data with 100 instances each and used those subsets throughout all low-resource experiments.

We use the parser of L19 but, in contrast, we use only those training instances for which we have AM dependency trees in *all* formalisms, resulting in 29,200 training instances. Moreover, we don’t use embeddings for lemmas because of data sparsity in the low-resource condition. We follow their way of performing MTL, that is, we share an LSTM over all tasks in addition to using task-specific ones. Scores for edges and lexical as-graphs are produced from single-layer feedforward networks that take the concatenation of the output of the shared and task-specific LSTM as input. MTL experiments use the full training data of the non-target formalism and the specified amount for the target task; no data beyond the SDP corpora was used for the MTL experiments. For full details of hyperparameters, see appendix B.

Table 4 summarizes the results. MTL in the low-resource scenario is hugely beneficial and works better with the normalized AM dependency trees. We think that the slight to moderate decrease in performance of the normalized trees in the full data condition comes from the noise the normalization creates because not all phenomena are detected perfectly and sometimes we restrict fixes to specific instances only.

## 6 Discussion

The methodology we detail in Sections 3 and 4 allows us to normalize roughly 60% of differences across compositional structures of the SDP graphbanks. Our work establishes that a small set of linguistically-grounded transformations are quite powerful towards creating uniform compositional structure. In future work, we plan to automate our methodology to broaden the range of phenomena we are able to normalize.

The individual phenomena that create inconsistencies across graph representations and their corresponding L19 AM trees predictably adhere to a Zipfian distribution (Appendix A). Currently, we do not account for the interaction of these phenomena, such as negation combined with auxiliary verbs (“Mary will/might/should not sleep”) or adjectival copula with coordination (“the tree is tall and green”). We find that the order of implementing our fixes as shown in Table 3 minimally impacts F-scores and plan to explore this in more depth. Automating our methodology will enable us to better address these complex interactions and shed further light on how they impact compositional structure.

Although the AM+ algebra we present to handle discrepancies in compositional structure is more flexible than the L19 AM algebra, there are a few phenomena that still pose challenges. In particular, this

applies to the way coordination is originally handled in PSD. The coordinate structure in Fig. 1c represents the PSD graph after the (reversible) preprocessing of L19. In a PSD graph without preprocessing, there would be two ‘ACT-arg’ edges, pointing to “cats” and “dogs”. The AM+ algebra cannot handle this original structure unless we allow the lexical as-graph for “playing” to have two ‘ACT-arg’ edges, an analysis that is questionable from a syntactic point of view.

A final challenge we leave to future work involves better integrating our methodology with cross-framework MR parsing and MTL in general. Once we normalize representations across AM dependency trees, our target annotation has to account for all distinctions the different formalisms make. This makes parsing more difficult but we also believe this is where MTL can be of most use. The results obtained in the simulated resource scenario (Section 5) are promising first steps towards MR parsing in the low-resource scenario that is often faced when developing new MRs. We expect that, by automating our methodology to capture a broader range of phenomena, this will not only have further positive effects for the similarity of the compositional structures of MRs but will also make it more accessible to the community and help in the annotation process of future graphbanks.

## 7 Conclusion

We have shown how annotations from different graphbanks (specifically, DM, PAS, and PSD) can be normalized at the level of their compositional structure. We achieve this by updating the AM algebra to the AM+ Algebra, which allows more flexibility in adapting compositional structures across MRs. Our new methodology includes a focused study of design differences between formalisms based on specific linguistic phenomena and more general pattern-based graph analysis. By working at the compositional level of AM dependency trees, we are able to quantify mismatches between different graphbanks, systematically reshape these mismatches to make them more uniform across graphbanks, and subsequently increase the match between the compositional structures for the three graphbanks. Such work contributes to a broader effort to increase parallel MR parsing accuracy.

As it is difficult to isolate and manually address all linguistic and structural discrepancies between graphbanks, we plan to extend the methodology we present in this paper to a system that is able to automatically detect and normalize mismatches. One possibility for this work includes detecting compositional mismatches during the algorithmic decomposition process itself (Groschwitz et al., 2018). We also want to continue exploring how normalization across graphbanks can bolster results with multi-task-learning, particularly in low-resource scenarios. As part of this work, we plan to extend our work normalizing compositional representations of MRs to formalisms with design architectures quite different from those discussed here.

## References

- Omri Abend and Ari Rappoport. 2013. Universal conceptual cognitive annotation (UCCA). In *Proceedings of the 51st Annual Meeting of the Association for Computational Linguistics (Volume 1: Long Papers)*, pages 228–238, Sofia, Bulgaria, August. Association for Computational Linguistics.
- Laura Banarescu, Claire Bonial, Shu Cai, Madalina Georgescu, Kira Griffitt, Ulf Hermjakob, Kevin Knight, Philipp Koehn, Martha Palmer, and Nathan Schneider. 2013. Abstract meaning representation for sembanking. In *Proceedings of the 7th Linguistic Annotation Workshop and Interoperability with Discourse*, pages 178–186, Sofia, Bulgaria, August. Association for Computational Linguistics.
- Bruno Courcelle and Joost Engelfriet. 2012. *Graph Structure and Monadic Second-Order Logic, a Language Theoretic Approach*. Cambridge University Press.
- Lucia Donatelli, Meaghan Fowlie, Jonas Groschwitz, Alexander Koller, Matthias Lindemann, Mario Mina, and Pia Weißenhorn. 2019. Saarland at MRP 2019: Compositional parsing across all graphbanks. In *Proceedings of the Shared Task on Cross-Framework Meaning Representation Parsing at the 2019 Conference on Natural Language Learning*, pages 66–75.
- Jonas Groschwitz, Matthias Lindemann, Meaghan Fowlie, Mark Johnson, and Alexander Koller. 2018. AMR dependency parsing with a typed semantic algebra. *Proceedings of ACL*.

- Angelina Ivanova, Stephan Oepen, Lilja Øvrelid, and Dan Flickinger. 2012. Who did what to whom? a contrastive study of syntacto-semantic dependencies. In *Proceedings of the Sixth Linguistic Annotation Workshop*, pages 2–11, Jeju, Republic of Korea, July. Association for Computational Linguistics.
- Matthias Lindemann, Jonas Groschwitz, and Alexander Koller. 2019. Compositional semantic parsing across graphbanks. *Proceedings of ACL*.
- Mitchell P. Marcus, Beatrice Santorini, and Mary Ann Marcinkiewicz. 1993. Building a large annotated corpus of English: The Penn Treebank. *Computational Linguistics*, 19(2):313–330.
- Stephan Oepen and Jan Tore Lønning. 2006. Discriminant-based MRS banking. In *Proceedings of the Fifth International Conference on Language Resources and Evaluation (LREC’06)*, Genoa, Italy, May. European Language Resources Association (ELRA).
- Stephan Oepen, Marco Kuhlmann, Yusuke Miyao, Daniel Zeman, Silvie Cinková, Dan Flickinger, Jan Hajič, and Zdeňka Urešová. 2015. SemEval 2015 task 18: Broad-coverage semantic dependency parsing. In *Proceedings of the 9th International Workshop on Semantic Evaluation (SemEval 2015)*, pages 915–926, Denver, Colorado, June. Association for Computational Linguistics.
- Stephan Oepen, Marco Kuhlmann, Yusuke Miyao, Daniel Zeman, Silvie Cinková, Dan Flickinger, Jan Hajic, Angelina Ivanova, and Zdenka Uresova. 2016. Towards comparability of linguistic graph banks for semantic parsing. In *Proceedings of the Tenth International Conference on Language Resources and Evaluation (LREC’16)*, pages 3991–3995.
- Stephan Oepen, Omri Abend, Jan Hajic, Daniel Hershcovich, Marco Kuhlmann, Tim O’Gorman, Nianwen Xue, Jayeol Chun, Milan Straka, and Zdenka Uresova. 2019. MRP 2019: Cross-framework meaning representation parsing. In *Proceedings of the Shared Task on Cross-Framework Meaning Representation Parsing at the 2019 Conference on Natural Language Learning*, pages 1–27, Hong Kong, November. Association for Computational Linguistics.

## A Additional Pattern Signatures and Frequencies

See Table 5.

## B Hyperparameters

We use the implementation of L19: <https://github.com/coli-saar/am-parser>. The hyperparameters common to all experiment are collected in Table 6. We train the parser for 100 epochs and pick the model with the highest performance on the development set after epoch 25. We perform early stopping with patience of 10 epochs.

We use the ”large-uncased” BERT model as available through AllenNLP and don’t fine-tune.

**Single Task** We use a batch size of 16 sentences.

**MTL** In our MTL experiments, we have one LSTM per graphbank and one that is shared between the graphbanks. When we compute scores for a sentence, we run it through its graphbank-specific LSTM and the shared one. We concatenate the outputs and feed it to graphbank-specific MLPs. We use a separate LSTM for the edge model (input to edge existence and edge label MLP) and the supertagging model.

In effect, we have two LSTMs that are shared over the graphbanks: one for the edge model and one for the supertagging model. All LSTMs have the hyperparameters detailed in Table 6. We use a batch size of 16 for the target formalism and a batch size of 64 for all non-target formalisms. Each batch consists of instances from only one formalism.

Rank	Pattern signature ([DM / PAS / PSD])	Most commonly associated phenomena	Count	Percentage	Cumulative percentage	We fix
1	[MOD / MOD / EMPTY]	Determiners	49 965	13.38%	13.38%	✓
2	[EMPTY / MOD / EMPTY]	Punctuation	45 544	12.20%	25.58%	✓
3	[CONN / CONN / EMPTY]	Prepositions	42 395	11.35%	36.93%	✓
4	[BASIC / BASIC / MOD]	NPs with prep.*	30 202	8.09%	45.02%	✓
5	[EMPTY / CONN / EMPTY]	Prepositions	22 324	5.98%	51.00%	✓
6	[MOD / BASIC / BASIC]	Named Entities*	15 835	4.24%	55.24%	–
7	[MOD / BASIC / MOD]	Named Entities*	14 234	3.81%	59.05%	–
8	[EMPTY / CMOD / EMPTY]	Temporal auxiliaries	14 074	3.77%	62.82%	✓
9	[MOD / MOD / BASIC]	Named Entities*	7 844	2.10%	64.93%	–
10	[APP1 / MOD / MOD]	Verbal Negation*	7 215	1.93%	66.86%	✓
11	[BASIC / BASIC / APP1]	Named Entities*	6 670	1.79%	68.64%	–
12	[APP1 / BASIC / BASIC]	Named Entities*	6 595	1.77%	70.41%	–
13	[BASIC / MOD / MOD]	Named Entities*	5 714	1.53%	71.94%	–
14	[EMPTY / APP2 / APP2]	Coordination	5 709	1.53%	73.47%	✓
15	[BASIC / MOD / BASIC]	\$ signs	5 008	1.34%	74.81%	–
16	[EMPTY / MOD / BASIC]	Relative pronouns	3 703	0.99%	75.80%	–
17	[APP2 / CONN / EMPTY]	Subordinating conjs.	3 609	0.97%	76.77%	–
18	[APP1 / CMOD / EMPTY]	Modal auxiliaries	3 431	0.92%	77.69%	–
19	[EMPTY / CONN / APP2]	Punctuation	2 952	0.79%	78.48%	–
20	[EMPTY / CAPP2 / APP2]	Copula (adjectival)	2 915	0.78%	79.26%	✓
21	[EMPTY / APP2 / OTHER]	Coordination	2 848	0.76%	80.02%	✓
22	[EMPTY / OTHER / OTHER]	Coordination	2 828	0.76%	80.78%	✓
23	[APP1 / BASIC / APP1]	NCP	2 712	0.73%	81.51%	–
24	[APP2 / APP2 / OTHER]	Particle verbs	2 612	0.70%	82.21%	–
25	[CONN / MOD / EMPTY]	Determiners*	2 234	0.60%	82.80%	–
26	[EMPTY / MOD / MOD]	Adverbs*	2 119	0.57%	83.37%	–
27	[BASIC / BASIC / CONN]	Named Entities*	1 992	0.53%	83.90%	–
28	[CONN / CONN / OTHER]	NCP	1 851	0.50%	84.40%	–
29	[MOD / CONN / EMPTY]	Subordinating conjs.	1 845	0.49%	84.89%	–
30	[EMPTY / APP2 / EMPTY]	Punctuation	1 842	0.49%	85.39%	–

Table 5: Most frequent pattern signature differences across the three graphbanks. Asterisks indicate that additional phenomena comprise a significant portion of the pattern. NCP denotes ‘no common pattern’ or patterns that lack a single most common corresponding phenomenon.

Activation function in all MLPs	tanh
Optimizer	Adam
Learning rate	0.001
<b>Epochs</b>	<b>100</b>
<b>Dim of lemma embeddings</b>	<b>0</b>
Dim of POS embeddings	32
Dim of NE embeddings	16
Hidden layers in all MLPs	1
Hidden units in LSTM (per direction)	256
Hidden units in edge existence MLP	256
Hidden units in edge label MLP	256
Hidden units in supertagger MLP	1024
Hidden units in lexical label tagger MLP	1024
Layer dropout in LSTMs	0.3
Recurrent dropout in LSTMs	0.4
Input dropout	0.3
Dropout in edge existence MLP	0.0
Dropout in edge label MLP	0.0
Dropout in supertagger MLP	0.4
Dropout in lexical label tagger MLP	0.4

Table 6: Common hyperparameters used in all experiments. Deviations from L’19 are highlighted with boldface.