

# Asymptotic Properties of High-Dimensional Random Forests <sup>\*</sup>

Chien-Ming Chi, Patrick Vossler, Yingying Fan and Jinchi Lv

University of Southern California

November 18, 2021

## Abstract

As a flexible nonparametric learning tool, random forest has been widely applied to various real applications with appealing empirical performance, even in the presence of high-dimensional feature space. Unveiling the underlying mechanisms has led to some important recent theoretical results on consistency under the classical setting of fixed dimensionality or for some modified version of the random forest algorithm. Yet the consistency rates of the original version of the random forest algorithm in a general high-dimensional nonparametric regression setting remain largely unexplored. In this paper, we fill such a gap and build a high-dimensional consistency theory for random forest. Our new theoretical results show that random forest can indeed adapt to high dimensions and also provide some insights into the role of sparsity from the perspective of feature relevance.

*Running title:* HRF

*Key words:* Random forest; Nonparametric learning; High dimensionality; Consistency; Rate of convergence; Sparsity

## 1 Introduction

As an ensemble method for prediction and classification tasks first introduced in [4, 5], random forest has received a rapidly growing amount of attention by many researchers and practitioners over recent years. It has been well demonstrated as a flexible nonparametric learning tool with appealing empirical performance in various real applications that may

---

<sup>\*</sup>Chien-Ming Chi is Visiting Scholar, Data Sciences and Operations Department, Marshall School of Business, University of Southern California, Los Angeles, CA 90089 (E-mail: *xb66kw@gmail.com*). Patrick Vossler is Ph.D. candidate, Data Sciences and Operations Department, Marshall School of Business, University of Southern California, Los Angeles, CA 90089 (E-mail: *Patrick.Vossler.PhD@marshall.usc.edu*). Yingying Fan is Professor and Dean's Associate Professor in Business Administration, Data Sciences and Operations Department, Marshall School of Business, University of Southern California, Los Angeles, CA 90089 (E-mail: *fanyingy@marshall.usc.edu*). Jinchi Lv is Kenneth King Stonier Chair in Business Administration and Professor, Data Sciences and Operations Department, Marshall School of Business, University of Southern California, Los Angeles, CA 90089 (E-mail: *jinchilv@marshall.usc.edu*). This work was supported by NIH grant 1R01GM131407-01 and a grant from the Simons Foundation.

involve high-dimensional feature spaces. The main idea of random forest is to build independent decision trees using the training sample and output the average of predictions of individual trees as the prediction at a test point. Such an intuitive algorithm has been applied successfully to many areas such as finance [19], bioinformatics [24, 6], and multi-source remote sensing [12], to name a few. The fact that random forest has only a few tuning parameters also makes it often favored in practice [27, 16]. In addition to prediction and classification, random forest has also been exploited for other statistical applications such as feature selection with importance measures [13, 22] and survival analysis [18, 17]. See, e.g., [3] for a recent overview of different applications of random forest.

The empirical success and popularity of random forest raise a natural question of how to understand its underlying mechanisms from the theoretical perspective. There is a relatively limited but important line of recent work on the consistency of random forest. Some of the earlier consistency results in [2, 1, 11, 17, 30] usually considered certain simplified versions of the original random forest algorithm. Recently, [25] made an important contribution to the consistency of the original version of the random forest algorithm for the classical setting of fixed-dimensional ambient feature space. As mentioned before, random forest can deal with high-dimensional feature space with promising empirical performance. To understand such a phenomenon, [2, 21] obtained some consistency results with the rates of convergence in terms of the number of informative features in sparse models by assuming a simplified version of the random forest algorithm. Additional theoretical results on random forest include the pointwise consistency [21, 28], asymptotic distribution [28], and confidence intervals of random forest predictions [29].

Despite the aforementioned existing theory of random forest, it remains largely unclear how to characterize the consistency rates of the original version of the random forest algorithm in a general high-dimensional nonparametric regression setting, where the dimensionality  $p$  can be much larger than the sample size  $n$ . To this end, in this paper, we build a high-dimensional consistency theory for random forest. The major contributions of our paper are threefold. First, in contrast to most existing studies, our theory applies to the original random forest algorithm. Second, we establish explicit rates of convergence for consistency. Third, our theory allows for dependent covariates, high dimensionality, and general nonparametric regression function that may be nonsmooth. The new high-dimensional consistency analysis not only provides theoretical insights into how random forest adapts to high-dimensional ambient feature space, but also lays a general estimation foundation for further theoretical developments and statistical applications of random forest.

A key ingredient of our technical analysis is the sufficient impurity decrease (SID) assumption introduced in Section 3.2 for high-dimensional consistency of level  $k$  random forest, where  $k$  is in the order of the logarithm of sample size and level  $k$  random forest is also referred to as non-fully grown random forest in the literature. The SID assumption indicates how much impurity in terms of the proportion of total impurity can be removed by additional split on the tree. This proportion is called the impurity decrease rate (IDR) and is a key parameter in the SID assumption that controls the efficiency of each tree node split. If a decision tree adopts an efficient splitting scheme such as the classification and regression

trees (CART)-split criterion [4, 5] with a constant IDR assumed, the impurity decreases geometrically in the tree depth. Thus IDR is a useful measure for assessing the quality of depth  $k$  decision tree in terms of  $k$ .

More specifically, we establish in Theorem 2 in Section 4.2 that under some regularity conditions, when the ambient dimensionality  $p$  grows polynomially with the sample size  $n$ , the SID assumption (with a mildly decreasing IDR) can be sufficient for the  $\mathbb{L}^2$  consistency of random forest, showing that it can adapt to high ambient dimensions. The explicit rate of convergence is also characterized in terms of IDR in the paper. We demonstrate the importance of the SID assumption for random forest consistency in Example 1 in Section 3.2, which reveals the tightness of the SID assumption. Moreover, we connect IDR to the number of informative features in linear regression functions and show in Example 2 in Section 3.2 that to ensure the SID assumption, the number of relevant features in the regression function needs to be at most proportional to the inverse of IDR. In this sense, our results can be used to assess the capability of random forest in adapting to sparse models. Such a new perspective may also be exploited for other tree-based methods.

We provide in Table 1 a comparison of our consistency theory to some closely related consistency results in the literature. The consistency of the original version of the random forest algorithm was first investigated in [25] under the setting of an additive regression function and independent covariates, where the dimensionality was assumed to be fixed, and no explicit rate of convergence was provided. It is worth mentioning that [25] considered random forest with fully grown trees, that is, each terminal node in a tree containing exactly one data point. By considering a variant of random forest, Biau [2] analyzed the consistency of centered random forest in fixed-dimensional feature space and derived the rate of convergence in terms of the number of relevant features, allowing for Lipschitz continuous regression function. Recently, [21] improved over [2] on the consistency of centered random forest. The minimax rate of convergence for Mondrian random forest was established in [23] under the setting of fixed dimensionality, Hölder continuous regression function, and dependent covariates. A fundamental difference between the original random forest algorithm and these variants is that the splitting schemes of centered and Mondrian random forests do *not* use the response to guide the splits.

Table 1: Comparison of consistency rates

	$p \gg n$	Consistency rate	Conditions	Original algorithm
Our work	Yes	Yes	The SID assumption (Section 3.2)	Yes
[25]	No	No	Independent covariates and additive regression function	Yes
[21]	No	Yes	Dependent covariates and Lipschitz continuous function	No
[23]	No	Yes	Dependent covariates and Hölder continuous functions	No

The rest of the paper is organized as follows. Section 2 introduces the model setting

and reviews the random forest algorithm. We introduce the SID assumption and present an approximation theory of random forest in Section 3. Section 4 provides the consistency rates of random forest in high dimensions. We establish a general high-dimensional estimation foundation for random forest in Section 5. Section 6 discusses some implications and extensions of our work. The proofs of the main results are relegated to the Appendix. Additional proofs and technical details are provided in the Supplementary Material.

## 2 Model setting and random forest

In this section, we introduce the nonparametric regression model setting and provide a brief overview of the random forest algorithm.

### 2.1 Model setting and trees

Let  $(\Omega, \mathcal{F}, \mathbb{P})$  be an underlying probability space. Denote by  $m(\mathbf{X})$  the nonparametric regression function with a  $p$ -dimensional random covariate vector  $\mathbf{X} = (X_1, \dots, X_p)^T$  taking values in  $[0, 1]^p$ . The major goal of the random forest algorithm is to learn the regression function in a nonparametric fashion based on a sample  $\{(\mathbf{x}_i, y_i)\}_{i=1}^n$  from the regression model

$$Y = m(\mathbf{X}) + \varepsilon, \quad (1)$$

where  $Y$  is the response of interest and  $\varepsilon$  is the model error with mean zero and finite variance that is independent of the covariates  $\mathbf{X}$ .

We first introduce some necessary notation for level  $k$  trees. A *cell* or *subcell* is defined as a rectangle such that  $\mathbf{t} = \times_{j=1}^p \mathbf{t}_j \subset \mathbf{t}_0 := [0, 1]^p$ , where  $\times_{j=1}^p \mathbf{t}_j = \mathbf{t}_1 \times \dots \times \mathbf{t}_p$  stands for the Cartesian product and each  $\mathbf{t}_j$  is a closed or half closed interval in  $[0, 1]$ . A *cut* is a direction (i.e., feature) and location pair that can be used for separating the parent cell. More precisely, for a nonempty cell  $\mathbf{t}$ , a cut (or split) is a pair  $(s, c)$  with  $s \in \{1, \dots, p\}$  and  $c \in \mathbf{t}_s$ , and the *daughter cells* obtained by separating  $\mathbf{t}$  accordingly are

$$\times_{j=1}^{s-1} \mathbf{t}_j \times (\mathbf{t}_s \cap [0, c)) \times_{j=s+1}^p \mathbf{t}_j \quad (2)$$

and

$$\times_{j=1}^{s-1} \mathbf{t}_j \times (\mathbf{t}_s \cap [c, 1]) \times_{j=s+1}^p \mathbf{t}_j. \quad (3)$$

Observe that the daughter cells of an empty cell are two empty cells. In practice, there will be a restriction of available directions on a cut. At initial level (i.e., level 0), we have a root cell  $[0, 1]^p$ . Then two subcells are obtained at level 1 after a cut for the root cell. Thus at each level  $l$ , when growing a tree there are  $2^l$  subcells to be cut.

We further introduce a set of all possible tuples of descendant cells in a level  $k$  tree below.

**Definition 1** (A set of level  $k$  daughter cell paths). *A set of length  $k$  tuple  $\mathcal{D}$  is a set of level  $k$  daughter cell paths if and only if*

- 1) For each  $(\mathbf{t}_1, \dots, \mathbf{t}_k) \in \mathcal{D}$ ,  $\mathbf{t}_l$  is one of the daughter cells of  $\mathbf{t}_{l-1}$  for each  $1 \leq l \leq k$ ;

- 2) The set of unique elements in  $\{\mathbf{t}_l : (\mathbf{t}_1, \dots, \mathbf{t}_k) \in \mathcal{D}\}$  is a partition of  $\mathbf{t}_0$  for each  $1 \leq l \leq k$ .

It is easy to see that there are exactly  $2^k$  tuples in  $\mathcal{D}$ . As long as there are no empty daughter cells at each level, these  $2^k$  tuples are mutually exclusive.

The random forest algorithm usually puts a restriction on the available feature subset when deciding the direction of each cut. Denote by  $\Theta_k$  the constraint for each of the  $2^{k-1}$  cuts at level  $k$ . Note that given a set of observations, a sequence of constraints  $\{\Theta_i\}_{i=1}^\infty$ , and some positive integer  $k$ , the random forest algorithm produces a set of level  $k$  daughter cell paths, which is also understood as a tree. Most random forest implementations use the CART-split criterion [4, 5] for growing the tree. With the same set of observations and positive integer  $k$  but a distinct sequence of constraints, the random forest algorithm produces another level  $k$  tree. Essentially, the random forest algorithm is a *tree growing rule* that takes observations, a sequence of constraints, and a positive integer as inputs and outputs a tree for prediction. The definition below captures and generalizes such an important concept.

**Definition 2** (Tree growing rule). *A tree growing rule denoted as  $T$  is a mapping that takes feature subset constraints and some positive integer  $k$  as inputs and outputs a set of level  $k$  daughter cell paths.*

We list below some examples of standard tree growing rules, where  $k$  is a given positive integer.

- 1) A population tree growing rule (see Definition 4 in Section 3.1). The rule outputs the daughter cell paths split by the population CART-split criterion. We will denote the output as  $T(\Theta_1, \dots, \Theta_k)$  throughout this paper.
- 2) A sample tree growing rule (see Definition 3 in Section 2.2). This one also takes observations as an input and splits each cell using the sample CART-split criterion. Given the observations, we usually suppress the notation of observations and denote the resulting sample tree growing rule as  $\hat{T}(\Theta_1, \dots, \Theta_k)$ .
- 3) A deterministic tree growing rule. Such a rule outputs a predetermined tree of depth  $k$ , that is, each cell is split by a predetermined cut without any optimization. In particular, constraints are not used when considering a deterministic tree growing rule.

We can see that there are infinitely many distinct deterministic tree growing rules and with all information known (i.e., the regression function, covariate distribution, and a sequence of constraints), a population tree growing rule is one of the deterministic tree growing rules. Moreover, with a known sequence of constraints and conditional on the sample, a sample tree growing rule is also one of the deterministic tree growing rules.

## 2.2 Random forest

We now briefly review the details of the random forest algorithm. The random forest algorithm consists of two parts. The first part concerns how the algorithm grows trees, while the

second part focuses on how to use these trees for prediction. Let us first see how a standard random forest algorithm grows level  $k$  trees.

Denote by  $\#S$  the number of elements in a set  $S$ . Let  $\{(\mathbf{x}_i, y_i)\}_{i=1}^n$  be a given sample with  $\mathbf{x}_i := (x_{i1}, \dots, x_{ip})^T$  the  $p$ -dimensional random covariate vector and  $y_i$  the response. Following the convention, we define the summation over an empty set as zero. The sample CART-split criterion given a cell  $\mathbf{t} \subset [0, 1]^p$  and a feature subset  $\Theta \subset \{1, \dots, p\}$  is defined as

$$\begin{aligned} (\hat{j}, \hat{c}) := \arg \min_{j \in \Theta, c \in \{x_{ij} : \mathbf{x}_i \in \mathbf{t}\}} & \left\{ \sum_{i \in \{i : \mathbf{x}_i \in \mathbf{t}, x_{ij} < c\}} (\bar{y}_l(\mathbf{t}, c) - y_i)^2 \right. \\ & \left. + \sum_{i \in \{i : \mathbf{x}_i \in \mathbf{t}, x_{ij} \geq c\}} (\bar{y}_r(\mathbf{t}, c) - y_i)^2 \right\}, \end{aligned} \quad (4)$$

where

$$\begin{aligned} \bar{y}_l(\mathbf{t}, c) &= \sum_{i \in \{i : \mathbf{x}_i \in \mathbf{t}, x_{ij} < c\}} \frac{y_i}{\#\{i : \mathbf{x}_i \in \mathbf{t}, x_{ij} < c\}}, \\ \bar{y}_r(\mathbf{t}, c) &= \sum_{i \in \{i : \mathbf{x}_i \in \mathbf{t}, x_{ij} \geq c\}} \frac{y_i}{\#\{i : \mathbf{x}_i \in \mathbf{t}, x_{ij} \geq c\}}. \end{aligned}$$

The above optimization breaks ties evenly. For a subcell  $\mathbf{t} \subset [0, 1]^p$  with  $\#\{i : \mathbf{x}_i \in \mathbf{t}\} = 0$ , the optimal cut is a random cut. With the definition of the sample CART-split criterion in (4), we can introduce the sample tree growing rule.

**Definition 3** (Sample tree growing rule). *For each positive integer  $k$ , a subset of sample indices  $a$ , and feature subsets  $\Theta_1, \dots, \Theta_k$ , the sample tree growing rule  $\widehat{T}_{(n,a)}$  is such that if  $(\mathbf{t}_1, \dots, \mathbf{t}_k) \in \widehat{T}_{(n,a)}(\Theta_1, \dots, \Theta_k)$ , then for each  $1 \leq l \leq k$ ,  $\mathbf{t}_l$  is one of the daughter cells of  $\mathbf{t}_{l-1}$  constructed by the sample CART-split criterion with the sample given in  $a$ .*

We next formally introduce the sample forest and tree models. Denote by  $\mathcal{X}_n := (\mathbf{x}'_1, y_1, \dots, \mathbf{x}'_n, y_n)'$  and let  $T$  be a given tree growing rule. A level  $k$  sample forest model is the average of many tree models, each of which uses a subset of the sample. More specifically, let  $A$  be a set of sample indices such that the elements in  $A$  do not repeat and are of the same predetermined size; that is,

$$\text{for each } a \in A, \text{ it holds that } \#a = \lceil bn \rceil \quad (5)$$

for some given  $0 < b \leq 1$ . Denote by  $\widehat{m}_{k,T,a}$  the tree model such that for each  $\mathbf{c} \in \mathbf{t}_k$  and  $(\mathbf{t}_1, \dots, \mathbf{t}_k) \in T(\Theta_1, \dots, \Theta_k)$ ,

$$\widehat{m}_{k,T,a}(\Theta_1, \dots, \Theta_k, \mathbf{c}, \mathcal{X}_n) = \sum_{i \in \{i : \mathbf{x}_i \in \mathbf{t}_k\} \cap a} \frac{y_i}{\#\{i : \mathbf{x}_i \in \mathbf{t}_k\} \cap a}. \quad (6)$$

Thus the forest model considering random sampling given  $\mathbf{c} \in \mathbb{R}^p$ , sample  $\mathcal{X}_n$ , and feature constraints is defined as

$$\frac{1}{\#A} \sum_{a \in A} \widehat{m}_{k,T,a}(\Theta_1, \dots, \Theta_k, \mathbf{c}, \mathcal{X}_n). \quad (7)$$

Note that if a forest model uses a deterministic tree growing rule that does not depend on feature constraints, then  $\Theta_i$ 's are not used. Since standard random forest package draws random feature subsets as constraints, we use  $\{\Theta_i\}_{i=1}^\infty$  to denote a sequence of independent constraints throughout the paper. See Section A.1 of the Appendix for more details on the random feature subsets.

The forest prediction considering both random feature subsets and random sampling given  $T$ ,  $\mathbf{X}$ , and  $\mathcal{X}_n$  is defined as

$$\mathbb{E} \left( \frac{1}{\#A} \sum_{a \in A} \hat{m}_{k,T,a}(\Theta_1, \dots, \Theta_k, \mathbf{X}, \mathcal{X}_n) \mid \mathbf{X}, \mathcal{X}_n \right). \quad (8)$$

For the special forest model with  $\#A = 1$  and  $a \in A$  the full sample indices, we use the following notation

$$\hat{m}_{k,T}(\Theta_1, \dots, \Theta_k, \mathbf{c}, \mathcal{X}_n) := \frac{1}{\#A} \sum_{a \in A} \hat{m}_{k,T,a}(\Theta_1, \dots, \Theta_k, \mathbf{c}, \mathcal{X}_n). \quad (9)$$

We call this model a *tree model*. It is worth mentioning that both sample forest and tree models are averaged over all possible feature subset constraints. Then the (level  $k$ ) random forest prediction of a standard random forest algorithm at the test point  $\mathbf{X}$  given  $\mathcal{X}_n$  is defined as

$$\mathbb{E} \left( \frac{1}{\#A} \sum_{a \in A} \hat{m}_{k,\hat{T}(n,a),a}(\Theta_1, \dots, \Theta_k, \mathbf{X}, \mathcal{X}_n) \mid \mathbf{X}, \mathcal{X}_n \right), \quad (10)$$

where  $A$  is an arbitrary given set.

We see that the random forest prediction given in (10) essentially amounts to averaging the predictions from trees such that all possible feature subset constraints are considered. Since in practice, if the algorithm sets the number of independent trees to a very large number, the expectation in (10) can be approximated closely, which is also referred to as infinitely many trees prediction [20]. The major objective of our work is to characterize the rates of convergence of the  $\mathbb{L}^2$  prediction error for random forest given in (10).

As can be seen above, the random forest model has two layers of randomness. One layer is random feature subsets, while the other one is random sampling. For random forest prediction in (10), both layers of randomness are taken into account. In particular, all possible feature subsets are included. For practical implementation, it is not required to consider all possible feature subsets in a standard random forest package. The standard random forest R package grows  $B = \#A$  trees each of which involves random resampling and feature subsets of size  $\lceil \gamma_0 p \rceil$ . The default values of the parameters are set as  $B = 500$ ,  $b = 0.632$ , and  $\gamma_0 = 1/3$ . The default value of  $1/3$  for the predetermined algorithm parameter  $\gamma_0$  in the standard random forest package means that one third of the features are selected randomly for the CART-split optimization.

### 3 Approximation accuracy

In this section, we aim to build the approximation theory of random forest without the presence of model error, which provides a first step toward a complete theory on random forest consistency.

#### 3.1 Technical preparation

Let us begin with providing some necessary technical preparation before introducing some regularity conditions in Section 3.2. We denote  $\mathbb{P}(\cdot \mid \mathbf{X} \in \mathbf{t})$  and  $\mathbb{E}(\cdot \mid \mathbf{X} \in \mathbf{t})$  as  $\mathbb{P}_{\mathbf{t}}(\cdot)$  and  $\mathbb{E}_{\mathbf{t}}(\cdot)$ , respectively. Given a nonempty cell  $\mathbf{t} \subset [0, 1]^p$  and a feature subset  $\Theta \subset \{1, \dots, p\}$ , the *best cut* according to the population CART-split criterion is defined as

$$(j^*, c^*) := \arg \inf_{j \in \Theta, c \in \mathbf{t}_j} \left\{ \mathbb{P}_{\mathbf{t}}(X_j < c) \text{Var} \left( m \mid \{X_j < c\} \cap \{\mathbf{X} \in \mathbf{t}\} \right) \right. \\ \left. + \mathbb{P}_{\mathbf{t}}(X_j \geq c) \text{Var} \left( m \mid \{X_j \geq c\} \cap \{\mathbf{X} \in \mathbf{t}\} \right) \right\}. \quad (11)$$

Ties are broken randomly and if  $\mathbf{t}$  is empty, both of its daughter cells are empty. We define the *best constrained (unconstrained) daughter cells* as the daughter cells resulting from the optimal cut when  $\Theta$  is a nontrivial (trivial) constraint. Similar to the sample tree growing rule, its population counterpart is defined below.

**Definition 4** (Population tree growing rule). *Let the regression function and joint distribution of covariates be given. For each positive integer  $k$  and feature subsets  $\Theta_1, \dots, \Theta_k$ , the population tree growing rule  $T^*$  is such that if  $(\mathbf{t}_1, \dots, \mathbf{t}_k) \in T^*(\Theta_1, \dots, \Theta_k)$ , then for each  $1 \leq l \leq k$ ,  $\mathbf{t}_l$  is one of the daughter cells of  $\mathbf{t}_{l-1}$  constructed by the population CART-split criterion.*

Given a tree growing rule  $T$ , a level  $k$  population tree model is defined as a function  $m_{k,T}^*$  of the feature subset constraints  $\Theta_1, \dots, \Theta_k$  and a  $p$ -dimensional vector such that for each  $\mathbf{c} \in \mathbf{t}_k$  and  $(\mathbf{t}_1, \dots, \mathbf{t}_k) \in T(\Theta_1, \dots, \Theta_k)$ ,

$$m_{k,T}^*(\Theta_1, \dots, \Theta_k, \mathbf{c}) = \mathbb{E}(m \mid \mathbf{X} \in \mathbf{t}_k). \quad (12)$$

The prediction at a test point  $\mathbf{X}$  is then given by

$$\mathbb{E} \left( m_{k,T}^*(\Theta_1, \dots, \Theta_k, \mathbf{X}) \mid \mathbf{X} \right). \quad (13)$$

It is straightforward to see that the variance decomposition formula in Lemma 1 below holds.

**Lemma 1** (Variance decomposition formula). *Let  $\mathbf{t} \subset [0, 1]^p$  be a given cell and two daughter cells of  $\mathbf{t} \subset [0, 1]^p$  are denoted as  $\mathbf{t}'$  and  $\mathbf{t}''$ . Then the conditional variance of  $m := m(\mathbf{X})$  on  $\mathbf{t}$  admits the following decomposition*

$$\text{Var}(m \mid \mathbf{X} \in \mathbf{t}) = \mathbb{P}_{\mathbf{t}}(\mathbf{X} \in \mathbf{t}') \text{Var}(m \mid \mathbf{X} \in \mathbf{t}') + \mathbb{P}_{\mathbf{t}}(\mathbf{X} \in \mathbf{t}'') \text{Var}(m \mid \mathbf{X} \in \mathbf{t}'') \\ + \mathbb{P}_{\mathbf{t}}(\mathbf{X} \in \mathbf{t}') \left( \mathbb{E}_{\mathbf{t}'}(m) - \mathbb{E}_{\mathbf{t}}(m) \right)^2 + \mathbb{P}_{\mathbf{t}}(\mathbf{X} \in \mathbf{t}'') \left( \mathbb{E}_{\mathbf{t}''}(m) - \mathbb{E}_{\mathbf{t}}(m) \right)^2.$$



We further define

$$(I)_{\mathbf{t},\mathbf{t}'} := (I)_{\mathbf{t},\mathbf{t}''} := \mathbb{P}_{\mathbf{t}}(\mathbf{X} \in \mathbf{t}')\text{Var}(m \mid \mathbf{X} \in \mathbf{t}') + \mathbb{P}_{\mathbf{t}}(\mathbf{X} \in \mathbf{t}'')\text{Var}(m \mid \mathbf{X} \in \mathbf{t}'') \quad (14)$$

and

$$(II)_{\mathbf{t},\mathbf{t}'} := (II)_{\mathbf{t},\mathbf{t}''} := \mathbb{P}_{\mathbf{t}}(\mathbf{X} \in \mathbf{t}')\left(\mathbb{E}_{\mathbf{t}'}(m) - \mathbb{E}_{\mathbf{t}}(m)\right)^2 + \mathbb{P}_{\mathbf{t}}(\mathbf{X} \in \mathbf{t}'')\left(\mathbb{E}_{\mathbf{t}''}(m) - \mathbb{E}_{\mathbf{t}}(m)\right)^2. \quad (15)$$

Observe that in (11),  $(I)_{\mathbf{t},\mathbf{t}'}$  given in (14) is minimized for the case of axis-aligned cuts. An alternative interpretation of (11) is that the best cut maximizes the *impurity decrease* [4, 5] of the cut  $(j, c)$  given  $\mathbf{t}$ , which is defined as

$$\begin{aligned} \text{Var}(m \mid \mathbf{X} \in \mathbf{t}) - \left[ \mathbb{P}_{\mathbf{t}}(X_j < c)\text{Var}\left(m \mid \{X_j < c\} \cap \{\mathbf{X} \in \mathbf{t}\}\right) \right. \\ \left. + \mathbb{P}_{\mathbf{t}}(X_j \geq c)\text{Var}\left(m \mid \{X_j \geq c\} \cap \{\mathbf{X} \in \mathbf{t}\}\right) \right]. \end{aligned} \quad (16)$$

Then in light of Lemma 1, (16) is equivalent to  $(II)_{\mathbf{t},\mathbf{t}'}$  given in (15), where  $\mathbf{t}'$  denotes one of the daughter cells from the cut  $(j, c)$ . In particular, zero impurity on  $\mathbf{t}$  entails that the regression function on  $\mathbf{t}$  is just an intercept.

### 3.2 Technical conditions

We are now ready to introduce the first regularity condition termed as sufficient impurity decrease (SID) below.

**Condition 1.** *There exist some  $\alpha_1 \geq 1$  and  $q_1 \geq 1$  such that for each cell  $\mathbf{t}$ ,  $\text{Var}(m \mid \mathbf{X} \in \mathbf{t}) < \alpha_1((II)_{\mathbf{t},\mathbf{t}^*})^{\frac{1}{q_1}}$ , where  $\mathbf{t}^*$  is one of the best unconstrained daughter cells of  $\mathbf{t}$ .*

The SID assumption introduced in Condition 1 plays a key role in our technical analysis. Let us gain some insights into this condition. Consider the expected squared loss when using a population tree model to approximate the regression function. If on a cell  $\mathbf{t}$ , the population tree model uses the conditional mean  $\mathbb{E}(m \mid \mathbf{X} \in \mathbf{t})$  for prediction, then the unexplained variance (i.e., the expected squared loss) conditional on the cell is given by

$$\mathbb{E}\left(\left(m - \mathbb{E}(m \mid \mathbf{X} \in \mathbf{t})\right)^2 \mid \mathbf{X} \in \mathbf{t}\right) = \text{Var}(m \mid \mathbf{X} \in \mathbf{t}).$$

Now let a cut and the corresponding daughter cells  $\mathbf{t}'$  and  $\mathbf{t}''$  be given. Then the updated prediction on  $\mathbf{t}'$  and  $\mathbf{t}''$  are, respectively, the corresponding conditional means. A direct calculation shows that  $(I)_{\mathbf{t},\mathbf{t}'}$  is the unexplained variance conditional on cell  $\mathbf{t}$  for the new model, while in view of Lemma 1,  $(II)_{\mathbf{t},\mathbf{t}'}$  is the variance *learned* by putting this cut condition on  $\mathbf{t}$ , or the impurity decrease of this cut given  $\mathbf{t}$ . It is worth mentioning that this relation does not require optimization and it holds for each pair of daughter cells.

For the specific case of  $q_1 = 1$ , Condition 1 requires that there is a minimum impurity decrease rate (i.e., the inverse of  $\alpha_1$ ) for each cell when the cell is cut by the corresponding

optimal cut, which explains the name of the SID assumption. In this sense, the SID assumption is intuitive for tree-based learning methods. Such an assumption is not only sufficient for the approximation theory of random forest and easy to interpret, but also practical enough as shown in several illustrative examples later. In addition, we will demonstrate the tightness of the SID assumption for the consistency of random forest and connect the impurity decrease rate to the number of informative features in sparse models.

Let us start with investigating the tightness of the SID assumption. To this end, we construct Example 1 which shows that Condition 1 is tight in the sense that it is possible for decision trees to be inconsistent at the population level even with a nonzero impurity decrease for each cell such as (18) below.

**Example 1.** Let  $\mathbf{X} = (X_1, \dots, X_p)^T$  be a uniformly distributed covariate vector taking values in  $[0, 1]^p$  with  $p > 2$ . Consider the regression function

$$m = h(X_1, X_2) + \sum_{j=3}^p X_j, \quad (17)$$

where

$$h := \begin{cases} (X_1 - 0.5)(X_2 - 0.5) & \text{on } [0, 1]^2, \\ g & \text{otherwise,} \end{cases}$$

and  $g$  is any function such that  $h$  is Lipschitz continuous, that is,  $|h(\mathbf{x}) - h(\mathbf{x}')| \leq L\|\mathbf{x} - \mathbf{x}'\|$  for some constant  $L > 0$  and any  $\mathbf{x}, \mathbf{x}' \in \mathbb{R}^2$ . Assume that the algorithm draws randomly more than two features for choosing each split. Then for each  $k$ , feature subsets  $\Theta_1, \dots, \Theta_k$ , and each cell tuple  $(\mathbf{t}_1, \dots, \mathbf{t}_k) \in T^*(\Theta_1, \dots, \Theta_k)$ , it holds that for each  $0 \leq l \leq k$ ,

$$(II)_{\mathbf{t}_l, \mathbf{t}_l^*} > 0 \quad (18)$$

with  $\mathbf{t}_l^*$  any of the best unconstrained daughter cells of  $\mathbf{t}_l$ , and

$$\mathbb{E}(m(\mathbf{X}) - m_{k, T^*}^*(\Theta_1, \dots, \Theta_k, \mathbf{X}))^2 \geq \text{Var}(\sin((X_1 - 0.5)(X_2 - 0.5))). \quad (19)$$

We next establish the claim in (19). It follows from the independence of covariates that  $\text{Var}(m) = \text{Var}((X_1 - 0.5)(X_2 - 0.5)) + \sum_{j=3}^p \text{Var}(X_j)$ . This together with Lemma 1 and the fact that for  $j \in \{1, 2\}$ ,

$$\mathbb{E}((X_1 - 0.5)(X_2 - 0.5) \mid X_j, X_3, \dots, X_p) = 0 \quad \text{a.s.}$$

entails that the first cut on the first or second feature does not decrease any impurity. By assumption, when deciding each CART-split, there is at least one available direction other than  $X_1$  or  $X_2$ . Cutting along this direction always results in a nonzero impurity decrease and hence is a better decision than  $X_1$  or  $X_2$ . Thus  $X_1$  and  $X_2$  will never receive any cut. Assume that after certain cuts, one of the subcells is  $\mathbf{t} = [0, 1] \times [0, 1] \times_{j \geq 3} t_j$  for some intervals  $t_j \subset [0, 1]$ . Note that  $\text{Var}(m \mid \mathbf{X} \in \mathbf{t}) = \mathbb{E}((m - \mathbb{E}(m \mid \mathbf{X} \in \mathbf{t}))^2 \mid \mathbf{X} \in \mathbf{t})$ . By the independence

of covariates, it holds that  $\mathbb{E}((m - \mathbb{E}(m|\mathbf{X} \in \mathbf{t}))^2 | \mathbf{X} \in \mathbf{t})$  is greater than or equal to

$$\text{Var}(\sin((X_1 - 0.5)(X_2 - 0.5)) | \mathbf{X} \in \mathbf{t}) = \text{Var}(\sin((X_1 - 0.5)(X_2 - 0.5))). \quad (20)$$

We denote all the end cells as  $\mathbf{t}_i$ ,  $1 \leq i \leq l$ . Then the approximation error on the left hand side of (19) is given by  $\sum_{i=1}^l \mathbb{P}(\mathbf{X} \in \mathbf{t}_i) \text{Var}(m | \mathbf{X} \in \mathbf{t}_i)$ . Such a summation is greater than or equal to  $\text{Var}(\sin((X_1 - 0.5)(X_2 - 0.5)))$  given on the right hand side of (19) in view of (20) and the fact that  $\mathbb{P}(\mathbf{X} \in \mathbf{t}_i)$ 's are probability weights. In addition, note that the population tree growing rule  $T^*$  is an instance of Condition 3 introduced later. Therefore, from Example 1 we see that (18) is not sufficient for consistency at the population level, which shows the tightness of Condition 1.

We next look at the SID assumption from the sparsity perspective. The SID assumption does not depend on the number of informative features explicitly. However, the intuition for tree-based learning methods is that with fewer informative features in the regression function, the decision trees can better focus on the active features and hence can have improved impurity decrease rate. Indeed a controlled number of informative features can help ensure the SID assumption as illustrated in the example below.

**Example 2.** Consider a sequence of regression functions  $\{m_n\}$  such that for each  $n$ ,

$$m_n(\mathbf{X}) = \sum_{j=1}^{s_n} \beta_n X_j, \quad (21)$$

where  $\{s_n\}$  and  $\{\beta_n\}$  are sequences of positive integers and common regression coefficients, respectively, and  $X_j$ 's are independent and identically distributed (i.i.d.) with uniform distribution on  $[0, 1]$ . Here we consider the case with fixed  $\beta_n = 1$ ; see Section 4.2 for more discussions on the magnitude of  $\beta_n$ . Let us consider a cell  $\mathbf{t} := \mathbf{t}_1 \times \cdots \times \mathbf{t}_{s_n} \times \mathbf{t}_{s_n+1} \times \cdots \times \mathbf{t}_p$ , where the intervals are such that  $\mathbf{t}_j \subset [0, 1]$  and is of length  $l_j$  for each  $j$ . Some simple calculations show that

$$\text{Var}(m_n(\mathbf{X}) | \mathbf{X} \in \mathbf{t}) = \sum_{j=1}^{s_n} \frac{l_j^2}{12}.$$

We see that the variance when  $\mathbf{t}$  is split at the midpoint along a direction  $1 \leq k \leq s_n$  is given by

$$\sum_{j=1, j \neq k}^{s_n} \frac{l_j^2}{12} + \frac{1}{2} \frac{l_k^2}{12}.$$

Thus the best split conditional on  $\mathbf{t}$  is any cut along the direction with  $j^* := \arg \max_{1 \leq j \leq s_n} l_j$ . Denote by  $\mathbf{t}^*$  one of the corresponding daughter cells. Then it holds that for each  $\mathbf{t}$ ,  $(II)_{\mathbf{t}, \mathbf{t}^*} \geq (2s_n)^{-1} \text{Var}(m_n | \mathbf{X} \in \mathbf{t})$ .

Assume further that  $s_n = s$ . Then we see that the classical linear regression model satisfies the SID assumption with  $\alpha_1 = 2s$  and the regular case of  $q_1 = 1$ . Example 2 confirms the intuition that the fewer the informative features in the linear regression function, the higher the impurity decrease rate  $\alpha_1^{-1}$ . Since the sparsity is characterized commonly in

terms of the number of informative features, the inverse of the impurity decrease rate can be understood naturally as the *sparsity parameter* for tree-based learning methods. When the number of informative features  $s_n$  grows, we see that the impurity decrease rate will be decreasing. When the rate is too slow, there can be no consistency. We will discuss this issue and the effect of growing  $\alpha_1^{-1}$  after Lemma 3 in Section 4.1. To facilitate the technical analysis, we introduce two additional regularity conditions below.

**Condition 2.** Assume that  $|m| \leq M_0$  for some  $M_0 > 0$ .

**Condition 3.** Consider a tree growing rule  $T$  such that  $T$  depends only on the feature subset constraint and there exist some positive integer  $k$ ,  $\varepsilon > 0$ , and  $\alpha_2 \geq 1$  such that for each  $1 \leq l \leq k$ , feature subset constraint  $\Theta_1, \dots, \Theta_k$ , and  $(\mathbf{t}_1, \dots, \mathbf{t}_k) \in T(\Theta_1, \dots, \Theta_k)$ ,

- 1)  $(II)_{\mathbf{t}_{l-1}, \mathbf{t}_l} \leq \varepsilon$  only if  $(II)_{\mathbf{t}_{l-1}, \mathbf{t}_l^*} \leq \alpha_2 \varepsilon$ ;
- 2) If  $(II)_{\mathbf{t}_{l-1}, \mathbf{t}_l} > \varepsilon$ , then  $(II)_{\mathbf{t}_{l-1}, \mathbf{t}_l^*} \leq \alpha_2 (II)_{\mathbf{t}_{l-1}, \mathbf{t}_l}$ ,

where  $\mathbf{t}_l^*$  is one of the best daughter cells of  $\mathbf{t}_{l-1}$  given the feature subset constraint.

Existing work (see, e.g., [20]) usually considered the approximation error given the population tree growing rule, which is also included in Condition 3 with all positive integers  $k$ , each  $\varepsilon > 0$ , and  $\alpha_2 = 1$ . However, an approximation theory considering only the population growing rule may be too narrow to be practically useful in the sense that it is *not* true that as the sample size increases, the cuts made by a sample tree growing rule will get gradually close in absolute distance to the corresponding cuts made by the population CART-split criterion. In fact, a major technical challenge of random forest analysis is the lack of an oracle target for a sample tree growing rule to converge to; see Lemma 3 in Section 4 for more detailed discussions on this issue. The novel generalization of Condition 3 resolves such a problem by providing a tractable definition of valid tree growing rules. In particular, with some minor manipulation we show in Theorem 5 in Section 5 and Lemma 3 that the sample tree growing rule can indeed satisfy Condition 3.

### 3.3 Main results

**Theorem 1** (Approximation accuracy). Assume that Conditions 1–2 hold and the tree growing rule  $T$  satisfies item 1 of Condition 3 with some positive integer  $k$ ,  $\varepsilon > 0$ , and  $\alpha_2 \geq 1$ . Then we have

$$\mathbb{E} \left( m(\mathbf{X}) - m_{k,T}^* (\Theta_1, \dots, \Theta_k, \mathbf{X}) \right)^2 \leq \alpha_1 (\alpha_2 \varepsilon)^{\frac{1}{q_1}} + \left( 1 - \gamma_0 \left( \frac{\varepsilon}{\varepsilon + M_0^2} \right) \right)^k M_0^2.$$

Moreover, when item 2 of Condition 3 is satisfied and  $q_1 = 1$ , it holds that

$$\mathbb{E} \left( m(\mathbf{X}) - m_{k,T}^* (\Theta_1, \dots, \Theta_k, \mathbf{X}) \right)^2 \leq \alpha_1 \alpha_2 \varepsilon + (1 - \gamma_0 (\alpha_1 \alpha_2)^{-1})^k M_0^2.$$

Theorem 1 provides a general approximation theory on the rate of convergence for random forest without assuming that the covariates are independent. To gain some insights into the

approximation accuracy, in Examples 3 and 4 below we consider the typical cases for random forest analysis where the additive regression function and independence of covariates are assumed. A case without the independence assumption is further investigated in Example 5 below. It is worth mentioning that in contrast to some existing results, the technical analysis in Theorem 1 does not rely on Stone's theorem [26] or its tailored versions. One implication of relying on Stone's theorem is the requirement of shrinking diameters of cells as the depth of the tree increases. Such requirement may rule out some nontrivial regression models. For instance, Example 5 is a setting where the assumption of shrinking diameters of cells is not required for consistency.

As mentioned above, we next provide three specific examples for understanding the approximation behavior of random forest. Although Condition 1 does not require specific assumptions on independent covariates or model structures, such assumptions will be exploited in some examples to simplify the technical analysis. In particular, Examples 3 and 4 consider additive regression functions, while Example 5 allows for arbitrarily dependent covariates. See also [2, 25] for the use of additive regression models [14].

**Example 3.** Assume that  $\mathbf{X}$  consists of independent covariates each of which is uniformly distributed on  $[0, 1]$ . The regression function  $m(\cdot)$  is defined as  $m(\mathbf{X}) := \sum_{j=1}^s m_j(\mathbf{X}_j)$  with some positive integer  $s$ , where for each  $j \leq s$  and  $x \in \mathbb{R}$ ,

$$m_j(x) := \sum_{k=1}^{K_j} h_{j,k}(x) \mathbf{1}_{[b_{j,k-1}, b_{j,k}]}$$

with linear functions  $h_{j,k}$ ,  $b_{j,K_j} = 1$  and  $b_{j,0} = 0$ ,  $b_{j,k}$  such that  $0 \leq b_{j,k-1} < b_{j,k} \leq 1$  for each  $k$ , and finite breaks. Moreover, the marginal variances are nontrivial, that is, for each  $j \leq s$ ,  $\text{Var}(m_j(\mathbf{X}_j)) > 0$ .

**Example 4.** Assume that  $X_j$ 's are independent and the marginal density functions  $f_j$ 's are bounded from below and above, i.e.,

$$\begin{aligned} m_f &:= \inf_{j \in \{1, \dots, p\}, x \in [0, 1]} f_j(x) > 0, \\ M_f &:= \sup_{j \in \{1, \dots, p\}, x \in [0, 1]} f_j(x) < \infty. \end{aligned} \tag{22}$$

The regression function is given by  $m(\mathbf{X}) = \sum_{1 \leq j \leq s} m_j(X_j)$  with some positive integer  $s$ , where  $m_j$ 's satisfy that

$$\begin{aligned} m_s &:= \inf_{1 \leq j \leq s, x \in [0, 1]} \frac{\partial m_j}{\partial x} > 0, \\ M_s &:= \sup_{1 \leq j \leq s, x \in [0, 1]} \frac{\partial m_j}{\partial x} < \infty. \end{aligned} \tag{23}$$

Moreover, the marginal variances of relevant features are also assumed to be nontrivial, that is,  $\min_{1 \leq j \leq s} \text{Var}(m_j(X_j)) > 0$ .

**Example 5.** Fix two intervals  $\mathbf{a}, \mathbf{b} \subset [0, 1]$ . The regression function is defined as

$$m(x) := \begin{cases} 1, & x \in \mathbf{a} \times \mathbf{b} \times_{j=3}^p [0, 1], \\ 0, & \text{otherwise.} \end{cases}$$

Assume that the covariate density function is bounded from below and above. Moreover, for  $j = 1, 2$ , conditional on  $(X_s, s \in \{1, \dots, p\} \setminus \{j\})$ ,  $X_j$  is assumed to have a distribution with nonvanishing density.

Detailed technical analyses and discussions for Examples 3–5 constructed above are presented in Sections C.3–C.5 of Supplementary Material.

## 4 Consistency rates

The main results in Section 3 have focused on the noiseless case for characterizing the approximation bounds of random forest. In this section, we move on to the noise case and investigate the consistency rates of random forest.

### 4.1 Technical conditions and lemmas

To facilitate our technical analysis, we will introduce two additional regularity conditions.

**Condition 4.** Assume that the distribution of covariates  $\mathbf{X}$  has a density function  $f$  that is bounded away from 0 and  $\infty$ .

**Condition 5.** Assume that  $y_i = m(\mathbf{x}_i) + \varepsilon_i$  with  $\mathbf{x}_i$ 's i.i.d. realizations from  $\mathbf{X}$  and  $\varepsilon_i$ 's i.i.d. with mean zero and a symmetric distribution, and  $p = O(n^K)$  for some positive constant  $K$ .

Conditions 4–5 are some basic assumptions in nonparametric regression models. In particular, our technical analysis allows for polynomially growing dimensionality  $p$ . To address the underlying technical challenges, we will present some key results in Lemmas 2–3 below.

**Lemma 2** (Estimation error). Assume that Conditions 2 and 5 hold,  $0 < \eta < \frac{1}{2}$ ,  $0 < c < (\log 2)^{-1} (\frac{1}{2} - \eta)$ , and  $\mathbb{E}|\varepsilon_1|^q < \infty$  for a sufficiently large  $q$ . Then it holds that for all large  $n$  and each  $1 \leq k \leq c \log n$ ,

$$\mathbb{E} \left( m_{k, \hat{T}_n}^* (\Theta_1, \dots, \Theta_k, \mathbf{X}) - \hat{m}_{k, \hat{T}_n} (\Theta_1, \dots, \Theta_k, \mathbf{X}, \mathcal{X}_n) \right)^2 \leq n^{-\eta}, \quad (24)$$

where the tree model  $\hat{m}_{k, \hat{T}_n}$  is defined in (9).

Since only one tree growing rule is used in (24), controlling the estimation error in Lemma 2 amounts to establishing quality estimation of the conditional means for each cell grown by the rule. Given a cell, the estimation of the conditional means can be analyzed by some classical concentration inequalities; see Lemma 10 in Section C.2 of Supplementary Material for details. In particular, the key challenge of high-dimensional conditional mean estimation is the unlimited number of possible cells, and hence the unlimited number of corresponding

conditional moments required to be estimated. Instead of establishing a valid estimation for all possibilities, given the sample size and the depth of trees we estimate only moments conditional on each of a set of predetermined cells from *the grid*, which is introduced later in Section 5. Since the number of such cells can be controlled given the sample size and the depth of trees, high-dimensional analysis can be enabled. See Section 5 for more discussions on the challenges of high-dimensional conditional mean estimation.

In Lemma 3 below, we consider the case with growing impurity decrease rate, that is, a sequence of regression functions  $\{m_n\}$  such that  $m_n$  satisfies Condition 1 with  $\alpha_{1n}$  and  $q_1$ . For notational simplicity, the subscript of  $m_n$  is dropped whenever there is no confusion.

**Lemma 3** (Approximation error). *Assume that Conditions 1–2 and 4–5 hold with  $\alpha_{1n} \geq 1$  and  $q_1 \geq 1$ ,  $0 < \eta < \frac{1}{8}$ ,  $0 < c < \frac{\eta}{\log 2}$ ,  $0 < \rho < 1$ , and  $\mathbb{E}|\varepsilon_1|^q < \infty$  for a sufficiently large  $q$ . Then it holds that for all large  $n$  and  $k = \lfloor c \log n \rfloor$ ,*

$$\mathbb{E} \left( m(\mathbf{X}) - m_{k, \hat{T}_n}^* (\Theta_1, \dots, \Theta_k, \mathbf{X}) \right)^2 \leq \alpha_{1n} 2^{\frac{1}{q_1}} (\log n)^{-\frac{1-\rho}{q_1}}.$$

Moreover, for the regular case with  $q_1 = 1$  in Condition 1, it holds that for all large  $n$  and  $k = \lfloor c \log n \rfloor$ ,

$$\mathbb{E} \left( m(\mathbf{X}) - m_{k, \hat{T}_n}^* (\Theta_1, \dots, \Theta_k, \mathbf{X}) \right)^2 \leq 2\alpha_{1n} n^{-\eta} + \left( \frac{M_0^2}{1 - \gamma_0} \right) n^{c \log \left( 1 - \frac{\gamma_0}{2\alpha_{1n}} \right)}.$$

For decreasing learning rate in the regular case with  $q_1 = 1$ , i.e., an increasing  $\alpha_{1n}$ , the second term of the corresponding approximation bound in Lemma 3 dominates. In view of the asymptotic expansion  $\log \left( 1 - \frac{\gamma_0}{2\alpha_{1n}} \right) \approx -\frac{\gamma_0}{2\alpha_{1n}}$ , the rate above can be simplified as

$$O \left( n^{-\frac{c\gamma_0}{2\alpha_{1n}}} \right), \quad (25)$$

which entails that the approximation error is guaranteed to be controlled when the inverse of impurity decrease rate grows no faster than the order of  $\log n$ . Let us gain further insights into this rate in the regular case. Consider the regression model in Example 1. Such a rate implies that as long as the number of informative features is  $O(\log n)$ , the approximation error can be controlled. On the other hand, it is well known that the splits of a sample decision tree cannot be more than  $O(\log n)$  in order to have meaningful nodes. This suggests that the rate is tight in the sense that if there are more than  $O(\log n)$  informative features in the regression function, at least one feature is never split in each terminal node, and hence there can be nonvanishing approximation error.

Indeed it is challenging to characterize the approximation bounds in Lemma 3. We provide some insights into the novelty of our technical analysis. Observe that Lemma 3 is more general than controlling the loss

$$\mathbb{E} \left( m(\mathbf{X}) - m_{k, T^*}^* (\Theta_1, \dots, \Theta_k, \mathbf{X}) \right)^2, \quad (26)$$

where  $T^*$  is the tree growing rule that uses the population CART-split (see Definition 4).

Such a generalization is enabled by Theorem 1. At first glance, a natural idea for possibly showing Lemma 3 seems to be through the triangle inequality

$$\begin{aligned}
& \sqrt{\mathbb{E} \left( m(\mathbf{X}) - m_{k, \hat{T}_n}^* (\boldsymbol{\Theta}, \mathbf{X}) \right)^2} \\
&= \sqrt{\mathbb{E} \left( m(\mathbf{X}) - m_{k, T^*}^* (\boldsymbol{\Theta}, \mathbf{X}) + m_{k, T^*}^* (\boldsymbol{\Theta}, \mathbf{X}) - m_{k, \hat{T}_n}^* (\boldsymbol{\Theta}, \mathbf{X}) \right)^2} \\
&\leq \sqrt{\mathbb{E} \left( m(\mathbf{X}) - m_{k, T^*}^* (\boldsymbol{\Theta}, \mathbf{X}) \right)^2} + \sqrt{\mathbb{E} \left( m_{k, T^*}^* (\boldsymbol{\Theta}, \mathbf{X}) - m_{k, \hat{T}_n}^* (\boldsymbol{\Theta}, \mathbf{X}) \right)^2}.
\end{aligned} \tag{27}$$

Once (26) is well controlled, the remaining work would be to control the second term on the right hand side of (27). However, this idea is not practical. In random forest analysis, one in general cannot expect that an estimated cut will be along the same direction as that of its population counterpart, i.e., the cut made by the population CART-split, given any cell regardless of the sample size. As a result, in terms of analyzing the loss, it may not be informative to directly consider the difference between tree models using the population and sample CART-split criteria. The intractable second term on the right hand side of (27) can be viewed as a missing oracle target for a sample tree growing rule to converge to, which is one of the intrinsic technical challenges for analyzing the random forest consistency.

To bypass the consideration of such a difference, the approximation bounds in Lemma 3 are obtained not through a population tree model as in (26). Instead, we rely on establishing the generalization of the population tree growing rule in Condition 3 for our technical analysis. More specifically, we show first that the tree growing rule using the sample CART-split with some minor manipulation satisfies Condition 3, and then Theorem 1 can be exploited to complete the analysis. Since we utilize the sample tree growing rule for approximation, the number of features  $p$  is involved even when we control the approximation error. It is worth mentioning that to verify that the growing rule using the sample CART-split criterion indeed satisfies Condition 3, we will need high-dimensional estimation theory for sample trees built later in Theorem 5.

## 4.2 Main results

With the estimation and approximation error bounds established in Lemma 2–3, we are now ready to characterize the explicit rates of convergence for the consistency of random forest in a fairly general high-dimensional nonparametric regression setting.

**Theorem 2** (Consistency rates). *Assume that Conditions 1–2 and 4–5 and (5) hold with  $\alpha_{1n} \geq 1$  and  $q_1 \geq 1$ ,  $0 < \eta < \frac{1}{8}$ ,  $0 < c < \frac{\eta}{\log 2}$ ,  $0 < \rho < 1$ , and  $\mathbb{E} |\varepsilon_1|^q < \infty$  for a sufficiently large  $q$ . Then it holds that for all large  $n$  and  $k = \lfloor c \log \lceil bn \rceil \rfloor$ ,*

$$\begin{aligned}
& \mathbb{E} \left( m(\mathbf{X}) - \mathbb{E} \left( \frac{1}{\#A} \sum_{a \in A} \hat{m}_{k, \hat{T}_{(n,a)}, a} (\boldsymbol{\Theta}_1, \dots, \boldsymbol{\Theta}_k, \mathbf{X}, \mathcal{X}_n) \mid \mathbf{X}, \mathcal{X}_n \right) \right)^2 \\
&\leq \alpha_{1n} 2^{2+q_1-1} (\log \lceil bn \rceil)^{-\frac{1-\rho}{q_1}}.
\end{aligned}$$

Moreover, for the regular case with  $q_1 = 1$  in Condition 1, it holds that for all large  $n$  and



$$k = \lfloor c \log \lceil bn \rceil \rfloor,$$

$$\begin{aligned} & \mathbb{E} \left( m(\mathbf{X}) - \mathbb{E} \left( \frac{1}{\#A} \sum_{a \in A} \hat{m}_{k, \hat{T}_{(n,a)}, a}(\boldsymbol{\Theta}_1, \dots, \boldsymbol{\Theta}_k, \mathbf{X}, \mathcal{X}_n) \mid \mathbf{X}, \mathcal{X}_n \right) \right)^2 \\ & \leq 8\alpha_{1n}(\lceil bn \rceil)^{-\eta} + \left( \frac{4M_0^2}{1 - \gamma_0} \right) (\lceil bn \rceil)^{c \log \left( 1 - \frac{\gamma_0}{2\alpha_{1n}} \right)}. \end{aligned}$$

To the best of our knowledge, Theorem 2 is the first result on the consistency rate for the original version of the random forest algorithm; see Table 1 in the Introduction for detailed discussions. We would like to point out that with the consistency rate, a direct application of Jensen’s inequality can enable us to extend the technical analysis without subsampling (bagging) to that with subsampling. In particular, the consistency rate parameter  $\eta$  is due to Lemmas 2 and 3, while the terms involving  $\alpha_{1n}$  stem from Lemma 3.

We next provide a detailed comparison of our consistency results to the existing ones from the recent literature. Table 2 summarizes the rates of convergence for two modified versions of the random forest algorithm, the centered random forest and Mondrian random forest, where  $s$  represents the number of informative features and  $\beta > 0$  is the exponent for the Hölder continuity condition. We see that both Theorem 2 and [21] have taken into account the sparsity parameter in a similar fashion, whereas [23] did not consider the sparsity. In contrast to our work, [21] did not consider the scenario of growing sparsity parameter. It is worth mentioning that the rate of convergence given in Theorem 2 may not be optimal particularly due to the fairly general model setting covered by our technical analysis. The result in [23] achieved the minimax rate under a class of Hölder continuous functions with parameter  $\beta$ . Compared to the rate in [23], dimensionality  $p$  does not enter the consistency rate in Theorem 2 explicitly. Nevertheless, our consistency result is the only one that allows for the original random forest algorithm, growing sparsity parameter, and growing ambient dimensionality so far.

Table 2: Comparison of consistency rates

	Rate of convergence	Growing sparsity parameter	Dependence on dimensionality $p$
Our Theorem 2	$n^{-\frac{c\gamma_0}{2\alpha_{1n}}}$	Yes	No
Centered RF [21]	$(n(\sqrt{\log n})^{s-1})^{-\frac{1}{s \log 2 + 1}}$	No	No
Mondrian RF [23]	$n^{-\frac{2\beta}{p+2\beta}}$	No	Yes

From Table 1 in the Introduction, we see that the results of the centered random forest in [21] and Mondrian random forest in [23] can both allow for Lipschitz continuous functions. Recall that Example 1 constructed in Section 3 shows that the original random forest algorithm can be inconsistent in such a setting. This fact in turn reveals a key difference between the original version of the random forest algorithm and these modified versions of random forest in that the splitting protocols of these variants are independent of the response in the training sample. Such a difference makes our consistency result unique and useful for understanding the original random forest algorithm.

Let us gain some insights into the role of sparsity from the perspective of feature relevance. To be precise, we define relevant features and irrelevant features as follows.

**Definition 5** (Relevant feature). *A feature  $j$  is said to be relevant for  $m(\cdot)$  if and only if  $0 < \mathbb{E}(\text{Var}(m \mid X_s, s \in \{1, \dots, p\} \setminus \{j\})) < \infty$ . A feature  $j$  is said to be irrelevant for  $m(\cdot)$  if and only if  $\mathbb{E}(\text{Var}(m \mid X_s, s \in \{1, \dots, p\} \setminus \{j\})) = 0$ .*

We denote by  $S^*$  the set of all relevant features. Let  $\{m_n(\cdot)\}$  be a given sequence of regression functions. We introduce an additional natural regularity condition to characterize the magnitude of relevance for relevant features defined in Definition 5.

**Condition 6.** *There exists some constant  $\iota \geq 0$  such that for each  $n \geq 1$  and  $j \in S_n^*$ ,  $\mathbb{E}(\text{Var}(m_n \mid X_s, s \in \{1, \dots, p\} \setminus \{j\})) \geq n^{-\iota}$ , where  $\#S_n^* = s_n$  for a sequence  $\{s_n\}$ .*

When the underlying regression model is a linear model, parameter  $\iota$  in Condition 6 corresponds to the magnitude of nonzero true regression coefficients, where a larger  $\iota$  implies that the condition allows for weaker signals. In particular, for  $\{m_n\}$  satisfying (21) in Example 2 with  $s_n = s$ , it holds that for each  $n$  and  $j \in S^*$  (i.e.,  $j \leq s$ ),

$$\mathbb{E}\left(\text{Var}\left(m_n \mid X_s, s \in \{1, \dots, p\} \setminus \{j\}\right)\right) = \frac{\beta_n^2}{12}.$$

We see that Condition 6 can be satisfied as long as  $\beta_n^2/12 \geq n^{-\iota}$ . On the other hand, the growth rate of  $s_n$  has some limitation; see the discussions after Lemma 3 for details. Notice that since Condition 6 is not required for the consistency, if  $s_n$  in Condition 6 grows too fast, there can be no examples satisfying Conditions 1–6 simultaneously. Some alternative sparsity conditions have also been considered in the literature. For nonparametric feature screening, [8] assumed that  $\mathbb{E}(m_n) = 0$  and for some constant  $\iota > 0$ , it holds that for each  $j$  in an appropriately growing  $S_n^*$ ,  $\mathbb{E}((\mathbb{E}(m_n \mid X_j))^2) \geq n^{-\iota}$ , which is equivalent to

$$\text{Var}(m_n) - \mathbb{E}\left(\text{Var}(m_n \mid X_j)\right) \geq n^{-\iota} \quad (28)$$

by the variance decomposition formula.

Condition 6 measures the importance of each feature  $j$  by how necessarily the feature is needed for consistency, while (28) measures the marginal importance of each feature. Indeed random forest takes all features into account when training the model, whereas nonparametric feature screening [8] naturally relies on marginal importance measures. The precise contribution of each relevant feature toward the consistency of random forest is characterized in Theorem 3 below.

**Theorem 3** (Role of relevance). *Assume that Conditions 2 and 5–6 hold and for some  $j \in S^*$ , it holds that for each  $a \in A$ ,  $\hat{T}_{(n,a)}$  is such that feature  $j$  is not involved in the sample CART-split. Then we have*

$$\mathbb{E}\left(m_n(\mathbf{X}) - \mathbb{E}\left(\frac{1}{\#A} \sum_{a \in A} \hat{m}_{k, \hat{T}_{(n,a)}, a}(\Theta_1, \dots, \Theta_k, \mathbf{X}, \mathcal{X}_n) \mid \mathbf{X}, \mathcal{X}_n\right)\right)^2 \geq n^{-\iota}.$$

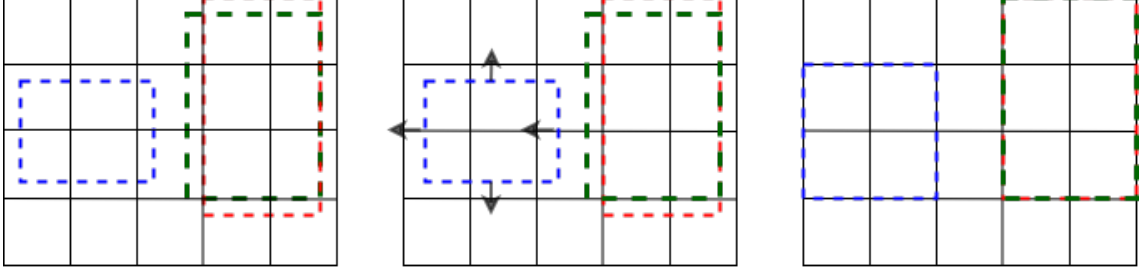


Figure 1: Moving the original boundaries (left) to the nearest grid lines (right).

On the other hand, when an irrelevant feature is ruled out, the consistency result in Theorem 2 can hold. Therefore, if parameter  $\iota$  is appropriately chosen, a feature screening or selection method may be developed on the basis of Condition 6 introduced above.

## 5 A general estimation foundation

In this section, we develop a general high-dimensional estimation foundation that enables the delicate technical analysis on the rates of convergence for random forest in Section 4.

### 5.1 High-dimensional estimation for conditional means

For a tree in the random forest, the parameters that need to be estimated from the data are the boundaries of cells (i.e., cuts) and the conditional means of each cell. Consequently, there are two key components of high-dimensional estimation theory for random forest. One component deals with the conditional mean on each cell, while the other one is for the optimal cut of each cell. Since the latter concerns the cuts made by the sample CART-split criterion in a sample tree, it is essentially the estimation theory for sample trees. See Section 4 for detailed discussions on the underlying technical challenges.

We begin with the first part of the estimation foundation focusing on conditional means. To avoid estimating an unlimited number of conditional moments, we estimate only moments conditional on each of a set of predetermined cells from *the grid*, which we formally define as follows and show that such estimation suffices for the consistency results. Let  $\rho_1$  be a given positive constant and consider a sequence of  $b_i = \frac{i}{\lceil n^{1+\rho_1} \rceil}$  with  $0 \leq i \leq \lceil n^{1+\rho_1} \rceil$ . Along each coordinate, we construct hyperplanes such that each  $b_i$  is crossed by one of the hyperplanes. Naturally these hyperplanes form a grid on  $[0, 1]^p$ . We refer to each of these hyperplanes as a grid hyperplane or a grid line. Denote by  $\mathcal{D}$  a set of level  $k$  daughter cell paths and let  $(\mathbf{t}_1, \dots, \mathbf{t}_k) \in \mathcal{D}$ . For each  $l \leq k$ , we define a cell  $\mathbf{t}_l^\sharp$  by moving all boundaries of  $\mathbf{t}_l$  to the corresponding nearest grid lines; see Figure 1 for a graphical illustration.

Since  $(\mathbf{t}_1^\sharp, \dots, \mathbf{t}_k^\sharp)$  is still a daughter cell path, we can construct a corresponding set  $\mathcal{D}^\sharp$  for  $\mathcal{D}$  such that

- 1) if  $(\mathbf{t}_1, \dots, \mathbf{t}_k) \in \mathcal{D}$ , then  $(\mathbf{t}_1^\sharp, \dots, \mathbf{t}_k^\sharp) \in \mathcal{D}^\sharp$ ;
- 2)  $\mathcal{D}^\sharp$  is a set of level  $k$  daughter cell paths.

We term  $\mathcal{D}^\sharp$  as the corresponding gridded  $\mathcal{D}$ . Observe that the extension is also valid for tree growing rule  $T$  and  $T^\sharp$  outputs the corresponding gridded set of the output of  $T$ . The difference between each  $\mathbf{t}$  and the corresponding  $\mathbf{t}^\sharp$  is minor in the sense that we can control the number of data points falling into  $\mathbf{t}\Delta\mathbf{t}^\sharp$  in a probability sense with  $\mathbf{t}\Delta\mathbf{t}^\sharp := (\mathbf{t}\setminus\mathbf{t}^\sharp)\cup(\mathbf{t}^\sharp\setminus\mathbf{t})$ ; see (33) in Section A.1 of the Appendix.

**Theorem 4** (Conditional mean estimation). *Assume that Conditions 2 and 5 hold,  $\mathbb{E}|\varepsilon_1|^q < \infty$  for a sufficiently large  $q > 0$ , and  $0 < \eta < \frac{1}{2}$ . Then there exists some constant  $c > 0$  such that for all large  $n$  and each  $1 \leq k \leq c \log n$ ,*

$$\mathbb{E} \left\{ \sup_T \mathbb{E} \left[ \left( m_{k,T^\sharp}^*(\Theta_1, \dots, \Theta_k, \mathbf{X}) - \widehat{m}_{k,T^\sharp}(\Theta_1, \dots, \Theta_k, \mathbf{X}, \mathcal{X}_n) \right)^2 \mid \Theta, \mathcal{X}_n \right] \right\} \leq n^{-\eta},$$

where the supremum is over all possible deterministic tree growing rules.

To gain some insights into Theorem 4, we notice that given  $n$  and  $k$ , the number of all distinct tuples  $(\mathbf{t}_1^\sharp, \dots, \mathbf{t}_k^\sharp)$  is no more than  $k2^{(k+1)k+1} (p \lceil n^{1+\rho_1} \rceil)^k$ ; see (34) in the Appendix for detailed calculations. This implies that the number of end cells whose conditional moments are required to be estimated is in fact limited. Thus the estimation for those conditional moments can be dealt with using classical concentration inequalities [15], provided that dimensionality  $p$  does not grow faster than a polynomial order of sample size and tree depth  $k$  is less than a logarithmic order of sample size.

## 5.2 High-dimensional estimation for sample trees

We now proceed with the second part of the estimation foundation dealing with sample trees. As mentioned in Section 4, a major challenge of analyzing the consistency properties of random forest is that there is no natural way to directly connect a sample tree to its population counterpart. To address such difficulty, we establish Theorem 5 below to characterize the quality of the sample tree growing rule by showing that with mild adjustment, it is an instance of rules satisfying Condition 3, whose quality, in turn, is justified by Theorem 1.

Let  $\varepsilon > 0$  and  $k$  be a positive integer. For given feature subset constraints  $\Theta_1, \dots, \Theta_k$  and  $\widehat{T}_n(\Theta_1, \dots, \Theta_k)$ , we can construct a set of level  $k$  daughter cell paths  $\widehat{T}_{n,k,\varepsilon}(\Theta_1, \dots, \Theta_k)$  as follows. For each  $(\mathbf{t}_1, \dots, \mathbf{t}_k) \in \widehat{T}_n(\Theta_1, \dots, \Theta_k)$  with  $\mathbb{P}(\mathbf{X} \in \mathbf{t}_l) < \varepsilon$  for some  $1 \leq l \leq k$ , let us fix

$$l_0 = \arg \min_{1 \leq l \leq k} \mathbb{P}(\mathbf{X} \in \mathbf{t}_l) < \varepsilon.$$

Then we trim the daughter cells of  $\mathbf{t}_{l_0}$  off from  $\widehat{T}_n(\Theta_1, \dots, \Theta_k)$ , and new daughter cells are grown back using the population CART-split criterion. We denote this new tree as  $\widehat{T}_{n,k,\varepsilon}(\Theta_1, \dots, \Theta_k)$  and the new tree growing rule as  $\widehat{T}_{n,k,\varepsilon}$ . Note that for the given  $\varepsilon$  and  $k$ , it holds that

$$\mathbb{E} \left[ \left( m_{k,\widehat{T}_n}^*(\Theta_1, \dots, \Theta_k, \mathbf{X}) - m_{k,\widehat{T}_{n,k,\varepsilon}}^*(\Theta_1, \dots, \Theta_k, \mathbf{X}) \right)^2 \mid \Theta, \mathcal{X}_n \right] \leq \varepsilon 2^k \text{Var}(m). \quad (29)$$

**Theorem 5** (Sample tree estimation). *Assume that Conditions 2 and 5 hold and  $\mathbb{E}(|\varepsilon_1|^q) < \infty$  for a sufficiently large  $q$ . Let  $0 < \eta < \frac{1}{8}$ ,  $c > 0$ , and  $\delta$  with  $2\eta < \delta < \frac{1}{4}$  be given. Then there exists an  $\mathcal{X}_n$ -measurable event  $\mathbf{U}_n$  such that for all large  $n$ , each  $1 \leq k \leq c \log n$ , each  $\varepsilon \geq n^{-\eta}$ , and  $\alpha_2 = 2$ , we have that conditional on event  $\mathbf{U}_n$ ,*

$$\widehat{T}_{n,k,n^{-\delta}} \text{ satisfies Condition 3 with } k, \varepsilon, \alpha_2.$$

Moreover, for all large  $n$  it holds that  $\mathbb{P}(\mathbf{U}_n^c) \leq n^{-1}$ .

## 6 Discussions

In this paper, we have investigated the asymptotic properties of the widely used method of random forest in a high-dimensional feature space. In contrast to existing theoretical results, our asymptotic analysis has considered the original version of the random forest algorithm in a general high-dimensional nonparametric regression setting in which the covariates can be dependent, and the underlying true regression function can be possibly nonsmooth. Explicit rates of convergence have been established for the high-dimensional consistency of random forest, justifying its theoretical advantages as a flexible nonparametric learning tool in high dimensions. Our new technical analysis for polynomially growing dimensionality has been enabled by some natural regularity conditions characterizing the intrinsic learning behavior of random forest at the population level.

Our theoretical analysis has also provided some useful insights into the role of sparsity of the underlying true regression function, which suggests that random forest can be adaptive to sparsity. It would be interesting to build more in-depth and comprehensive theoretical results on the implications of sparsity and establish enhanced consistency rates. When the scale of the problem becomes very large in terms of the growth of dimensionality (e.g., of nonpolynomial order of sample size), it would be appealing to incorporate the ideas of two-scale learning and inference with feature screening [9, 7, 10]. In addition, it is important to provide the asymptotic distributions for different tasks of statistical inference with random forest. These problems are beyond the scope of the current paper and are interesting topics for future research.

## A Proofs of main results

We provide in this Appendix some technical preparation and the proofs of Theorems 1–5. The proofs of all the lemmas and some additional technical details are included in the Supplementary Material.

### A.1 Technical preparation

*Random feature subset.* For the analysis purpose, we rigorously define the random mapping of feature subset constraint at each level  $k$ . First, we define the space of randomness at each level. Consider a binary vector of length  $p$  such that if the  $j$ th component is one, then feature

$j$  is selected. At level  $k$ , the tree generator draws independently  $2^{k-1}$  such binary vectors for optimization (there are  $2^{k-1}$  cuts to be decided at level  $k$ ). Denote by  $\Gamma_k$  the space of all possible such binary vectors when they are orderly concatenated (let us say the generator draws subsets with certain order). A sequence of random feature subsets is a sequence of independent (of covariates and response) random mappings  $\Theta_k : \Omega \mapsto \Gamma_k$ ,  $k \geq 1$ , such that for each integer  $l$ ,  $\Theta_k \in \Gamma_k$ , and  $\Theta'_k \in \Gamma_k$ ,

$$\mathbb{P}\left(\Theta_k = \Theta_k\right) = \mathbb{P}\left(\Theta_k = \Theta'_k\right).$$

Note that  $\Theta_k$ 's cannot be identically distributed since they control the randomness of different tree levels.

*The grid.* We now describe further details of the grid introduced in Section 5 for the analysis purpose. For any  $s \in \{1, \dots, p\}$  and  $0 \leq q < \lceil n^{1+\rho_1} \rceil$ , define

$$\mathbf{t}(s, q) := [0, 1]^{s-1} \times [b_q, b_{q+1}) \times [0, 1]^{p-s}.$$

It holds that for each  $\rho_1 > 0$  and  $n \geq 1$ ,

$$\sup_{s, q} \mathbb{P}(\mathbf{X} \in \mathbf{t}(s, q)) \leq \frac{\sup f}{\lceil n^{1+\rho_1} \rceil}. \quad (30)$$

Thus for each  $\rho_1 > 0$ ,  $n \geq 1$ , positive integer  $k$ , and each cell  $\mathbf{t}$  with less than  $k+1$  boundaries not on the grid hyperplanes (e.g., in Figure 1 the blue cell has 4 boundaries not on the grid hyperplanes, whereas the red one has only 2), we have

$$\sup_{\mathbf{t}} \mathbb{P}(\mathbf{X} \in \mathbf{t}\Delta\mathbf{t}^\sharp) \leq k \times \frac{\sup f}{\lceil n^{1+\rho_1} \rceil}, \quad (31)$$

where the supremum is over all possible such  $\mathbf{t}$ . Observe that cells constructed by less than  $k+1$  cuts are all included in (31).

Let  $p$ -dimensional random vectors  $\mathbf{x}_i, i = 1, \dots, n$ , be i.i.d. with the same distribution as  $\mathbf{X}$ . Then it follows from (30) that for each  $\rho_1 > 0$ ,  $\rho_2 > 0$ ,  $p \geq 1$ , and  $n \geq 1$ ,

$$\begin{aligned} & \mathbb{P}\left(\mathcal{A}^c := \cup_{s, q} \left\{ \#\{i : \mathbf{x}_i \in \mathbf{t}(s, q)\} \geq \lceil (\log n)^{1+\rho_2} \rceil \right\}\right) \\ & \leq p \lceil n^{1+\rho_1} \rceil \sup_{s, q} \mathbb{P}\left(\#\{i : \mathbf{x}_i \in \mathbf{t}(s, q)\} \geq \lceil (\log n)^{1+\rho_2} \rceil\right) \\ & \leq p \lceil n^{1+\rho_1} \rceil \times C_{\lceil (\log n)^{1+\rho_2} \rceil}^n \left(\frac{\sup f}{\lceil n^{1+\rho_1} \rceil}\right)^{\lceil (\log n)^{1+\rho_2} \rceil} \\ & \leq p \lceil n^{1+\rho_1} \rceil \left(\frac{\sup f}{n^{\rho_1}}\right)^{(\log n)^{1+\rho_2}}. \end{aligned} \quad (32)$$

On event  $\mathcal{A}$  (defined in (32) with given parameters), we have that for each cell  $\mathbf{t}$  constructed using less than  $k+1$  cuts,

$$\#\{i : \mathbf{x}_i \in \mathbf{t}\Delta\mathbf{t}^\sharp\} \leq k(\log n)^{1+\rho_2}. \quad (33)$$

We next provide an upper bound of the number on conditional moments required to be estimated. Let the sample size  $n$ , number of features  $p$ , tree depth  $k$ , and constants  $\rho_1, \Delta > 0$  be given. We define  $G_{n,k}$  as the set of all end cells of tuples in  $\mathcal{D}^\#$  for all possible  $\mathcal{D}$  of level  $k$  daughter cells path, including trivial daughter cells. An equivalent set contains all cells constructed by less than  $k + 1$  cuts with cuts all on the grid hyperplanes. Some simple calculations lead to

$$\begin{aligned} \#G_{n,k} &\leq \sum_{l_1=0}^k 2 \prod_{l_2=0}^{l_1} (2^{l_2} p \lceil n^{1+\rho_1} \rceil) \leq 2k \prod_{l=0}^k 2^l p \lceil n^{1+\rho_1} \rceil \\ &\leq k 2^{(k+1)k+1} (p \lceil n^{1+\rho_1} \rceil)^k. \end{aligned} \quad (34)$$

We further define  $G_{n,k}(\Delta)$  as the subset of  $G_{n,k}$  such that if  $\mathbf{t} \in G_{n,k}(\Delta)$ , it holds that  $\mathbb{P}(\mathbf{X} \in \mathbf{t}) \geq n^{\Delta-1}$ . To simplify the technical presentation, we use a shorthand notation  $A_{1:k}$  for  $A_1, \dots, A_k$  whenever the underlying elements can be represented by a vector. In particular, we denote  $(\Theta_1, \dots, \Theta_k)^T$  and  $(\Theta_1, \dots, \Theta_k)^T$  as  $\Theta_{1:k}$  and  $\Theta_{1:k}$ , respectively.

## A.2 Proof of Theorem 1

The main proof is structured as follows. First, we introduce some expressions that are useful for the variance calculations. The next part involves categorizing the set of cells into those with only small approximation error and the others. We then upper bound the corresponding approximation error of the former set of cells, and use the roll-back technique to analyze the approximation error associated with the others. Finally, we combine these bounds to establish the desired conclusions.

We begin with introducing some basic properties. From the definition of conditional expectation, it holds that for each  $\mathbf{t} \subset \mathbf{t}_0$  and its two daughter cells  $\mathbf{t}', \mathbf{t}''$ ,

$$\begin{aligned} &\mathbb{E} \left[ \left( m(\mathbf{X}) - m_{k,T}^*(\Theta_{1:k}, \mathbf{X}) \right)^2 \mid \Theta_{1:k} = \Theta_{1:k}, \mathbf{X} \in \mathbf{t} \right] \\ &= \mathbb{P}_{\mathbf{t}}(\mathbf{X} \in \mathbf{t}') \mathbb{E} \left[ \left( m(\mathbf{X}) - m_{k,T}^*(\Theta_{1:k}, \mathbf{X}) \right)^2 \mid \Theta_{1:k} = \Theta_{1:k}, \mathbf{X} \in \mathbf{t}' \right] \\ &\quad + \mathbb{P}_{\mathbf{t}}(\mathbf{X} \in \mathbf{t}'') \mathbb{E} \left[ \left( m(\mathbf{X}) - m_{k,T}^*(\Theta_{1:k}, \mathbf{X}) \right)^2 \mid \Theta_{1:k} = \Theta_{1:k}, \mathbf{X} \in \mathbf{t}'' \right]. \end{aligned} \quad (35)$$

Note the close relationship between (35) and Lemma 1 (variance decomposition formula). Moreover, by the fact that  $\Theta_{1:k}$  is independent of covariates and response and the definition of tree prediction (12), we have that for each  $(\mathbf{t}_1, \dots, \mathbf{t}_k) \in T(\Theta_{1:k})$ ,

$$\begin{aligned} &\mathbb{E} \left[ \left( m(\mathbf{X}) - m_{k,T}^*(\Theta_{1:k}, \mathbf{X}) \right)^2 \mid \Theta_{1:k} = \Theta_{1:k}, \mathbf{X} \in \mathbf{t}_k \right] \\ &= \frac{\mathbb{E} \left[ \left( m(\mathbf{X}) - m_{k,T}^*(\Theta_{1:k}, \mathbf{X}) \right)^2 \mathbf{1}_{\mathbf{X} \in \mathbf{t}_k} \right] \mathbb{P}(\Theta_{1:k} = \Theta_{1:k})}{\mathbb{P}(\mathbf{X} \in \mathbf{t}_k) \mathbb{P}(\Theta_{1:k} = \Theta_{1:k})} \\ &= \text{Var}(m \mid \mathbf{X} \in \mathbf{t}_k). \end{aligned} \quad (36)$$

By recursively using (35), we can deduce

$$\begin{aligned}
& \mathbb{E} \left( m(\mathbf{X}) - m_{k,T}^*(\Theta_{1:k}, \mathbf{X}) \right)^2 \\
&= \sum_{\Theta_{1:k}} \mathbb{P}(\Theta_{1:k} = \Theta_{1:k}) \mathbb{E} \left[ \left( m(\mathbf{X}) - m_{k,T}^*(\Theta_{1:k}, \mathbf{X}) \right)^2 \mid \Theta_{1:k} = \Theta_{1:k} \right] \\
&= \sum_{\Theta_{1:k}} \mathbb{P}(\Theta_{1:k} = \Theta_{1:k}) \sum_{\mathbf{t}_1 \in \{\mathbf{t}: (\mathbf{t}) \in T(\Theta_1)\}} \mathbb{P}_{\mathbf{t}_0}(\mathbf{X} \in \mathbf{t}_1) \\
&\quad \times \mathbb{E} \left[ \left( m(\mathbf{X}) - m_{k,T}^*(\Theta_{1:k}, \mathbf{X}) \right)^2 \mid \Theta_{1:k} = \Theta_{1:k}, \mathbf{X} \in \mathbf{t}_1 \right] \\
&= \sum_{\Theta_{1:k}} \mathbb{P}(\Theta_{1:k} = \Theta_{1:k}) \sum_{\mathbf{t}_1 \in \{\mathbf{t}: (\mathbf{t}) \in T(\Theta_1)\}} \mathbb{P}_{\mathbf{t}_0}(\mathbf{X} \in \mathbf{t}_1) \sum_{\mathbf{t}_2 \in \{\mathbf{t}: (\mathbf{t}_1, \mathbf{t}) \in T(\Theta_1, \Theta_2)\}} \mathbb{P}_{\mathbf{t}_1}(\mathbf{X} \in \mathbf{t}_2) \\
&\quad \times \mathbb{E} \left[ \left( m(\mathbf{X}) - m_{k,T}^*(\Theta_{1:k}, \mathbf{X}) \right)^2 \mid \Theta_{1:k} = \Theta_{1:k}, \mathbf{X} \in \mathbf{t}_2 \right] \\
&= \sum_{\Theta_{1:k}} \mathbb{P}(\Theta_{1:k} = \Theta_{1:k}) \sum_{\mathbf{t}_1 \in \{\mathbf{t}: (\mathbf{t}) \in T(\Theta_1)\}} \mathbb{P}_{\mathbf{t}_0}(\mathbf{X} \in \mathbf{t}_1) \times \cdots \\
&\quad \times \sum_{\mathbf{t}_k \in \{\mathbf{t}: (\mathbf{t}_1, \dots, \mathbf{t}_{k-1}, \mathbf{t}) \in T(\Theta_{1:k})\}} \mathbb{P}_{\mathbf{t}_{k-1}}(\mathbf{X} \in \mathbf{t}_k) \\
&\quad \times \mathbb{E} \left[ \left( m(\mathbf{X}) - m_{k,T}^*(\Theta_{1:k}, \mathbf{X}) \right)^2 \mid \Theta_{1:k} = \Theta_{1:k}, \mathbf{X} \in \mathbf{t}_k \right].
\end{aligned} \tag{37}$$

Observe the fact that for each  $\Theta_{1:k}$ , we have

$$\begin{aligned}
& \sum_{\mathbf{t}_1 \in \{\mathbf{t}: (\mathbf{t}) \in T(\Theta_1)\}} \mathbb{P}_{\mathbf{t}_0}(\mathbf{X} \in \mathbf{t}_1) \times \cdots \times \sum_{\mathbf{t}_k \in \{\mathbf{t}: (\mathbf{t}_1, \dots, \mathbf{t}_{k-1}, \mathbf{t}) \in T(\Theta_{1:k})\}} \mathbb{P}_{\mathbf{t}_{k-1}}(\mathbf{X} \in \mathbf{t}_k) \\
&= \sum_{\mathbf{t}_1 \in \{\mathbf{t}: (\mathbf{t}) \in T(\Theta_1)\}} \cdots \sum_{\mathbf{t}_k \in \{\mathbf{t}: (\mathbf{t}_1, \dots, \mathbf{t}_{k-1}, \mathbf{t}) \in T(\Theta_{1:k})\}} \mathbb{P}_{\mathbf{t}_0}(\mathbf{X} \in \mathbf{t}_1) \times \cdots \times \mathbb{P}_{\mathbf{t}_{k-1}}(\mathbf{X} \in \mathbf{t}_k) \\
&= \sum_{(\mathbf{t}_1, \dots, \mathbf{t}_k) \in T(\Theta_{1:k})} \prod_{l=1}^k \mathbb{P}_{\mathbf{t}_{l-1}}(\mathbf{X} \in \mathbf{t}_l).
\end{aligned}$$

Thus it follows from (36) that

$$\begin{aligned}
(37) &= \sum_{\Theta_{1:k}} \mathbb{P}(\Theta_{1:k} = \Theta_{1:k}) \cdots \sum_{\mathbf{t}_k \in \{\mathbf{t}: (\mathbf{t}_1, \dots, \mathbf{t}_{k-1}, \mathbf{t}) \in T(\Theta_{1:k})\}} \mathbb{P}_{\mathbf{t}_{k-1}}(\mathbf{X} \in \mathbf{t}_k) \text{Var}(m \mid \mathbf{X} \in \mathbf{t}_k) \\
&= \sum_{\Theta_{1:k}} \mathbb{P}(\Theta_{1:k} = \Theta_{1:k}) \sum_{(\mathbf{t}_1, \dots, \mathbf{t}_k) \in T(\Theta_{1:k})} \prod_{l=1}^k \mathbb{P}_{\mathbf{t}_{l-1}}(\mathbf{X} \in \mathbf{t}_l) \text{Var}(m \mid \mathbf{X} \in \mathbf{t}_k).
\end{aligned} \tag{38}$$

We will constantly use the expressions given in (38) in our technical analysis. In what follows,  $T(\Theta_{1:k})$  is categorized into two groups, where upper bounds are constructed accordingly. To this end, we introduce a set of tuples  $T_\varepsilon$ . Let  $\Theta_i \in \Gamma_i$ ,  $i \geq 1$ , be given. For each integer  $l$ , define a set of  $l$ -dimensional tuples  $T_\varepsilon$  such that if the following holds

- 1)  $(\mathbf{t}_1, \dots, \mathbf{t}_l) \in T(\Theta_1, \dots, \Theta_l)$ ,
- 2) There exists some integer  $l'$  such that  $1 \leq l' \leq l$  and if  $\Theta_{l'}$  includes one of the best features (with respect to the cell  $\mathbf{t}_{l'-1}$ ), we have  $(II)_{\mathbf{t}_{l'-1}, \mathbf{t}_{l'}} \leq \varepsilon$ ,



then  $(\mathbf{t}_1, \dots, \mathbf{t}_l) \in T_\varepsilon$ . We denote explicitly the dependency of  $T_\varepsilon$  on feature subsets as  $T_\varepsilon(\Theta_1, \dots, \Theta_l)$  whenever needed.

In view of (38) and the definition of  $T_\varepsilon$ , we can deduce

$$\begin{aligned}
& \mathbb{E} \left( m(\mathbf{X}) - m_{k,T}^*(\Theta_{1:k}, \mathbf{X}) \right)^2 \\
&= \sum_{\Theta_{1:k}} \mathbb{P}(\Theta_{1:k} = \Theta_{1:k}) \sum_{(\mathbf{t}_1, \dots, \mathbf{t}_k) \in T(\Theta_{1:k})} \prod_{l=1}^k \mathbb{P}_{\mathbf{t}_{l-1}}(\mathbf{X} \in \mathbf{t}_l) \text{Var}(m \mid \mathbf{X} \in \mathbf{t}_k) \\
&= \sum_{\Theta_{1:k}} \mathbb{P}(\Theta_{1:k} = \Theta_{1:k}) \left[ \sum_{(\mathbf{t}_1, \dots, \mathbf{t}_k) \in T_\varepsilon(\Theta_{1:k})} \prod_{l=1}^k \mathbb{P}_{\mathbf{t}_{l-1}}(\mathbf{X} \in \mathbf{t}_l) \text{Var}(m \mid \mathbf{X} \in \mathbf{t}_k) \right. \\
&\quad \left. + \sum_{(\mathbf{t}_1, \dots, \mathbf{t}_k) \in (T(\Theta_{1:k}) \setminus T_\varepsilon(\Theta_{1:k}))} \prod_{l=1}^k \mathbb{P}_{\mathbf{t}_{l-1}}(\mathbf{X} \in \mathbf{t}_l) \text{Var}(m \mid \mathbf{X} \in \mathbf{t}_k) \right]. \tag{39}
\end{aligned}$$

The first term in (39) can be dealt with by Lemma 4 in Section B.4 of Supplementary Material. For the second term in (39), we denote the set as  $T_k^\dagger := T(\Theta_{1:k}) \setminus T_\varepsilon(\Theta_{1:k})$ . Note that for each integer  $l$  and  $\Theta_i \in \Gamma_i$ ,  $1 \leq i \leq l$ , it holds that

$$\{(\mathbf{t}_1, \dots, \mathbf{t}_l) : (\mathbf{t}_1, \dots, \mathbf{t}_{l+1}) \in T_{l+1}^\dagger\} \subset T_l^\dagger.$$

Thus we can obtain a similar expression as in (38) for the second term

$$\begin{aligned}
& \sum_{\Theta_{1:k}} \mathbb{P}(\Theta_{1:k} = \Theta_{1:k}) \sum_{(\mathbf{t}_1, \dots, \mathbf{t}_k) \in T_k^\dagger} \prod_{l=1}^k \mathbb{P}_{\mathbf{t}_{l-1}}(\mathbf{X} \in \mathbf{t}_l) \text{Var}(m \mid \mathbf{X} \in \mathbf{t}_k) \\
&= \sum_{\Theta_{1:k}} \mathbb{P}(\Theta_{1:k} = \Theta_{1:k}) \sum_{(\mathbf{t}_1) \in T_1^\dagger} \mathbb{P}_{\mathbf{t}_0}(\mathbf{X} \in \mathbf{t}_1) \times \dots \\
&\quad \times \sum_{\mathbf{t}_k \in \{\mathbf{t} : (\mathbf{t}_1, \dots, \mathbf{t}_{k-1}, \mathbf{t}) \in T_k^\dagger\}} \mathbb{P}_{\mathbf{t}_{k-1}}(\mathbf{X} \in \mathbf{t}_k) \text{Var}(m \mid \mathbf{X} \in \mathbf{t}_k). \tag{40}
\end{aligned}$$

Since  $\Theta_1, \dots, \Theta_k$  are random feature subsets, (40) can be further rewritten as

$$\begin{aligned}
(40) &= \sum_{\Theta_1} \mathbb{P}(\Theta_1 = \Theta_1) \sum_{(\mathbf{t}_1) \in T_1^\dagger} \mathbb{P}_{\mathbf{t}_0}(\mathbf{X} \in \mathbf{t}_1) \times \dots \\
&\quad \times \sum_{\Theta_k} \mathbb{P}(\Theta_k = \Theta_k) \sum_{\mathbf{t}_k \in \{\mathbf{t} : (\mathbf{t}_1, \dots, \mathbf{t}_{k-1}, \mathbf{t}) \in T_k^\dagger\}} \mathbb{P}_{\mathbf{t}_{k-1}}(\mathbf{X} \in \mathbf{t}_k) \text{Var}(m \mid \mathbf{X} \in \mathbf{t}_k). \tag{41}
\end{aligned}$$

A key observation is that for each integer  $l$ , feature subsets  $\Theta_i$ ,  $1 \leq i \leq l-1$ , and tuple  $(\mathbf{t}_1, \dots, \mathbf{t}_{l-1})$ , there is a positive probability that at level  $l$ ,  $\Theta_l$  may not include any best features that can be used for maximizing the impurity decrease. If the random forest algorithm selects randomly  $c$  percent of all features, then there is at least probability  $c$  that at this step an optimal feature can be included in the optimization. When one of the best features is included in  $\Theta_l$ , it follows from Lemma 1, the fact that  $\frac{x}{y+x}$  is an increasing function of  $x$  for each  $y > 0$ , Condition 2, and the definition of  $T_l^\dagger$  (see item 2 of the definition of  $T_\varepsilon$ )

that for each  $(\mathbf{t}_1, \dots, \mathbf{t}_l) \in T_l^\dagger$ ,

$$\begin{aligned}
& \sum_{\mathbf{t}_l \in \{\mathbf{t}: (\mathbf{t}_1, \dots, \mathbf{t}_{l-1}, \mathbf{t}) \in T_l^\dagger\}} \mathbb{P}_{\mathbf{t}_{l-1}}(\mathbf{X} \in \mathbf{t}_l) \text{Var}(m \mid \mathbf{X} \in \mathbf{t}_l) \leq (I)_{\mathbf{t}_{l-1}, \mathbf{t}_l} \\
&= \frac{(I)_{\mathbf{t}_{l-1}, \mathbf{t}_l}}{(II)_{\mathbf{t}_{l-1}, \mathbf{t}_l} + (I)_{\mathbf{t}_{l-1}, \mathbf{t}_l}} \text{Var}(m \mid \mathbf{X} \in \mathbf{t}_l) \\
&\leq \frac{M_0^2}{(II)_{\mathbf{t}_{l-1}, \mathbf{t}_l} + M_0^2} \text{Var}(m \mid \mathbf{X} \in \mathbf{t}_l) \\
&\leq \left( \frac{M_0^2}{\varepsilon + M_0^2} \right) \text{Var}(m \mid \mathbf{X} \in \mathbf{t}_{l-1}).
\end{aligned}$$

Note that the summation is possibly over one or two daughter cells of  $\mathbf{t}_{l-1}$ , or an empty set.

Recall that as mentioned in Section 2, each random feature subset selected by the random forest algorithm is of size  $\lceil \gamma_0 p \rceil$ . Clearly, parameter  $\gamma_0$  can be regarded as the minimum probability that one of the optimal features is included since the probability for a feature to be selected in one CART-split is  $\gamma_0$  and there can be more than one feature that are optimal for the CART-split. Since we can still use Lemma 1 when the available feature subset does not include any optimal features, it holds that

$$\begin{aligned}
& \sum_{\Theta_l} \mathbb{P}(\Theta_l = \Theta_l) \sum_{\mathbf{t}_l \in \{\mathbf{t}: (\mathbf{t}_1, \dots, \mathbf{t}_{l-1}, \mathbf{t}) \in T_l^\dagger\}} \mathbb{P}_{\mathbf{t}_{l-1}}(\mathbf{X} \in \mathbf{t}_l) \text{Var}(m \mid \mathbf{X} \in \mathbf{t}_l) \\
&\leq (1 - \gamma_0) \text{Var}(m \mid \mathbf{X} \in \mathbf{t}_{l-1}) + \gamma_0 \left( \frac{M_0^2}{\varepsilon + M_0^2} \right) \text{Var}(m \mid \mathbf{X} \in \mathbf{t}_{l-1}) \quad (42) \\
&= \left( 1 - \gamma_0 \left( \frac{\varepsilon}{\varepsilon + M_0^2} \right) \right) \text{Var}(m \mid \mathbf{X} \in \mathbf{t}_{l-1}).
\end{aligned}$$

Recursively applying (42) to (41)  $k$  times and by Condition 2, we can obtain

$$(39) \leq \left( 1 - \gamma_0 \left( \frac{\varepsilon}{\varepsilon + M_0^2} \right) \right)^k M_0^2. \quad (43)$$

Therefore, a combination of (39), (43), and Lemma 4 yields the desired general approximation error bound.

We further consider the regular case of  $q_1 = 1$ . Let  $l$  be a given positive integer. In light of Lemma 1, the definition of  $T_l^\dagger$  (see item 2 of the definition of  $T_\varepsilon$ ), and Conditions 1 and 3, we have that for each  $(\mathbf{t}_1, \dots, \mathbf{t}_l) \in T_l^\dagger$  and when at least one of the corresponding best features is available,

$$\begin{aligned}
& \sum_{\mathbf{t}_l \in \{\mathbf{t}: (\mathbf{t}_1, \dots, \mathbf{t}_{l-1}, \mathbf{t}) \in T_l^\dagger\}} \mathbb{P}_{\mathbf{t}_{l-1}}(\mathbf{X} \in \mathbf{t}_l) \text{Var}(m \mid \mathbf{X} \in \mathbf{t}_l) \leq (I)_{\mathbf{t}_{l-1}, \mathbf{t}_l} \\
&= \frac{(I)_{\mathbf{t}_{l-1}, \mathbf{t}_l}}{(I)_{\mathbf{t}_{l-1}, \mathbf{t}_l} + (II)_{\mathbf{t}_{l-1}, \mathbf{t}_l}} \text{Var}(m \mid \mathbf{X} \in \mathbf{t}_l) \quad (44) \\
&\leq \frac{\alpha_1 \alpha_2 - 1}{\alpha_1 \alpha_2} \text{Var}(m \mid \mathbf{X} \in \mathbf{t}_l),
\end{aligned}$$

where the summation is possibly over one or two daughter cells of  $\mathbf{t}_{l-1}$ , or an empty set, and the last inequality is due to the facts that  $\frac{x}{y+x}$  is an increasing function of  $x$  for each  $y > 0$  and

$$(I)_{\mathbf{t}_{l-1}, \mathbf{t}_l} = \text{Var}(m \mid \mathbf{X} \in \mathbf{t}_l) - (II)_{\mathbf{t}_l, \mathbf{t}_{l-1}} \leq \alpha_1 \alpha_2 (II)_{\mathbf{t}_l, \mathbf{t}_{l-1}} - (II)_{\mathbf{t}_l, \mathbf{t}_{l-1}}.$$

From (44), we can deduce that

$$\begin{aligned} & \sum_{\Theta_l} \mathbb{P}(\Theta_l = \Theta_l) \sum_{\mathbf{t}_l \in \{\mathbf{t}: (\mathbf{t}_1, \dots, \mathbf{t}_{l-1}, \mathbf{t}) \in T_l^\dagger\}} \mathbb{P}_{\mathbf{t}_{l-1}}(\mathbf{X} \in \mathbf{t}_l) \text{Var}(m \mid \mathbf{X} \in \mathbf{t}_l) \\ & \leq (1 - \gamma_0) \text{Var}(m \mid \mathbf{X} \in \mathbf{t}_{l-1}) + \gamma_0 \left( \frac{\alpha_1 \alpha_2 - 1}{\alpha_1 \alpha_2} \right) \text{Var}(m \mid \mathbf{X} \in \mathbf{t}_{l-1}) \\ & = (1 - \gamma_0 (\alpha_1 \alpha_2)^{-1}) \text{Var}(m \mid \mathbf{X} \in \mathbf{t}_{l-1}). \end{aligned} \quad (45)$$

Recursively applying (45) to (41)  $k$  times and by Condition 2, we can show that

$$(39) \leq (1 - \gamma_0 (\alpha_1 \alpha_2)^{-1})^k M_0^2. \quad (46)$$

Therefore, an application of (39), (46), and Lemma 4 completes the proof of Theorem 1.

### A.3 Proof of Theorem 2

We start with the case when  $a$  is the full sample. By Jensen's inequality, we can deduce

$$\begin{aligned} & \mathbb{E} \left( m(\mathbf{X}) - \mathbb{E} \left( \widehat{m}_{k, \widehat{T}_n}(\Theta_1, \dots, \Theta_k, \mathbf{X}, \mathcal{X}_n) \mid \mathbf{X}, \mathcal{X}_n \right) \right)^2 \\ & \leq \mathbb{E} \left( m(\mathbf{X}) - \widehat{m}_{k, \widehat{T}_n}(\Theta_1, \dots, \Theta_k, \mathbf{X}, \mathcal{X}_n) \right)^2 \\ & = \mathbb{E} \left( m(\mathbf{X}) - m_{k, \widehat{T}_n}^*(\Theta_1, \dots, \Theta_k, \mathbf{X}) \right. \\ & \quad \left. + m_{k, \widehat{T}_n}^*(\Theta_1, \dots, \Theta_k, \mathbf{X}) - \widehat{m}_{k, \widehat{T}_n}(\Theta_1, \dots, \Theta_k, \mathbf{X}, \mathcal{X}_n) \right)^2, \end{aligned}$$

where  $\widehat{m}_{k, T}$  is defined in (9). By this result, the Cauchy–Schwarz inequality, and Lemmas 2–3, it holds that for all large  $n$ ,

$$\mathbb{E} \left( m(\mathbf{X}) - \mathbb{E} \left( \widehat{m}_{k, \widehat{T}_n}(\Theta_1, \dots, \Theta_k, \mathbf{X}, \mathcal{X}_n) \mid \mathbf{X}, \mathcal{X}_n \right) \right)^2 \leq 4\alpha_{1n} 2^{\frac{1}{q_1}} (\log n)^{-\frac{1-\rho}{q_1}}.$$

For the regular case of  $q_1 = 1$ , we have that for all large  $n$ ,

$$\begin{aligned} & \mathbb{E} \left( m(\mathbf{X}) - \mathbb{E} \left( \widehat{m}_{k, \widehat{T}_n}(\Theta_1, \dots, \Theta_k, \mathbf{X}, \mathcal{X}_n) \mid \mathbf{X}, \mathcal{X}_n \right) \right)^2 \\ & \leq 4 \left( 2\alpha_{1n} n^{-\eta} + \left( \frac{M_0^2}{1 - \gamma_0} \right) n^{c \log \left( 1 - \frac{\gamma_0}{2\alpha_{1n}} \right)} \right). \end{aligned}$$

Observe that the above results are applicable to each  $a$ . For the general case and each  $a \in A$ , it holds that

$$\mathbb{E} \left( m(\mathbf{X}) - \mathbb{E} \left( \widehat{m}_{k, \widehat{T}_{(n,a)}}(\Theta_1, \dots, \Theta_k, \mathbf{X}, \mathcal{X}_n) \mid \mathbf{X}, \mathcal{X}_n \right) \right)^2 \leq 4\alpha_{1n} 2^{\frac{1}{q_1}} (\log \lceil bn \rceil)^{-\frac{1-\rho}{q_1}}.$$

By this result and Jensen's inequality, we can obtain the desired consistency rate. The conclusion for the regular case of  $q_1 = 1$  can be shown using similar arguments, which concludes the proof of Theorem 2.

#### A.4 Proof of Theorem 3

We first show that the conditional expectation is  $(\mathbf{X}_{-j}, \mathcal{X}_n)$ -measurable, where  $\mathbf{X}_{-j} := (X_1, \dots, X_{j-1}, X_{j+1}, \dots, X_p)^T$ . Then by the independence of  $\mathbf{X}$  and  $\mathcal{X}_n$ , we can resort to the projection theorem to obtain the desired conclusion. In order that the conditional expectation is well defined, we check the existence of the first moments. By Conditions 2 and 5, we have

$$\begin{aligned} \mathbb{E} \left( \left| \frac{1}{\#A} \sum_{a \in A} \widehat{m}_{k, \widehat{T}_{(n,a)}}(\boldsymbol{\Theta}_1, \dots, \boldsymbol{\Theta}_k, \mathbf{X}, \mathcal{X}_n) \right| \right) &< \infty, \\ \mathbb{E} \left( |m_n(\mathbf{X})| \right) &< \infty, \end{aligned}$$

and thus the corresponding conditional expectations can be defined. For these particular  $\widehat{T}_{(n,a)}$ 's, it holds that for each  $n$ ,

$$\begin{aligned} &\mathbb{E} \left( \frac{1}{\#A} \sum_{a \in A} \widehat{m}_{k, \widehat{T}_{(n,a)}}(\boldsymbol{\Theta}_1, \dots, \boldsymbol{\Theta}_k, \mathbf{X}, \mathcal{X}_n) \mid \mathbf{X}, \mathcal{X}_n \right) \\ &= \mathbb{E} \left( \frac{1}{\#A} \sum_{a \in A} \widehat{m}_{k, \widehat{T}_{(n,a)}}(\boldsymbol{\Theta}_1, \dots, \boldsymbol{\Theta}_k, \mathbf{X}, \mathcal{X}_n) \mid \mathbf{X}_{-j}, \mathcal{X}_n \right). \end{aligned}$$

In view of this result, we have that for each  $n$ ,

$$\mathbb{E} \left( \frac{1}{\#A} \sum_{a \in A} \widehat{m}_{k, \widehat{T}_{(n,a)}}(\boldsymbol{\Theta}_1, \dots, \boldsymbol{\Theta}_k, \mathbf{X}, \mathcal{X}_n) \mid \mathbf{X}, \mathcal{X}_n \right) \text{ is } (\mathbf{X}_{-j}, \mathcal{X}_n)\text{-measurable.} \quad (47)$$

Since  $\mathcal{X}_n$  is independent of  $\mathbf{X}$  for each  $n$ , it holds that for each  $n$ ,

$$\text{Var} \left( m_n(\mathbf{X}) \mid \mathbf{X}_{-j}, \mathcal{X}_n \right) = \text{Var} \left( m_n(\mathbf{X}) \mid \mathbf{X}_{-j} \right). \quad (48)$$

Therefore, it follows from (47)–(48), the projection theorem, and Condition 6 that

$$\begin{aligned} &\mathbb{E} \left( m_n(\mathbf{X}) - \mathbb{E} \left( \frac{1}{\#A} \sum_{a \in A} \widehat{m}_{k, \widehat{T}_{(n,a)}}(\boldsymbol{\Theta}_1, \dots, \boldsymbol{\Theta}_k, \mathbf{X}, \mathcal{X}_n) \mid \mathbf{X}, \mathcal{X}_n \right) \right)^2 \\ &\geq \mathbb{E} \left( \text{Var} \left( m_n \mid X_s, s \in \{1, \dots, p\} \setminus \{j\} \right) \right) \geq n^{-\iota}, \end{aligned}$$

which completes the proof of Theorem 3.

## A.5 Proof of Theorem 4

Observe that we can rewrite the expectation as

$$\begin{aligned}
& \mathbb{E} \left\{ \sup_T \mathbb{E} \left[ \left( m_{k,T^\#}^*(\Theta, \mathbf{X}) - \widehat{m}_{k,T^\#}(\Theta, \mathbf{X}, \mathcal{X}_n) \right)^2 \mid \Theta, \mathcal{X}_n \right] \right\} \\
&= \mathbb{E} \left[ \sum_{\Theta} \mathbb{P}(\Theta = \Theta) \sup_T \sum_{(\mathbf{t}_1, \dots, \mathbf{t}_k) \in T^\#} \mathbb{P}(\mathbf{X} \in \mathbf{t}_k) \right. \\
&\quad \left. \times \left( \mathbb{E}(Y \mid \mathbf{X} \in \mathbf{t}_k) - \sum_{\mathbf{x}_i \in \mathbf{t}_k} \frac{y_i}{\#\{i : \mathbf{x}_i \in \mathbf{t}_k\}} \right)^2 \right] \\
&= \mathbb{E} \left[ \sup_T \sum_{(\mathbf{t}_1, \dots, \mathbf{t}_k) \in T^\#} \mathbb{P}(\mathbf{X} \in \mathbf{t}_k) \left( \mathbb{E}(Y \mid \mathbf{X} \in \mathbf{t}_k) - \sum_{\mathbf{x}_i \in \mathbf{t}_k} \frac{y_i}{\#\{i : \mathbf{x}_i \in \mathbf{t}_k\}} \right)^2 \right].
\end{aligned} \tag{49}$$

Let  $\Delta, \Delta', s, c > 0$  be given such that  $\frac{1}{2} < \Delta < 1$ ,  $0 < \Delta' < \Delta$ ,  $2s + \Delta < 1$ ,

$$\limsup_n \frac{2^{c \log n} n^{\Delta + 2s - 1}}{n^{-\eta}} = 0, \tag{50}$$

and  $\delta$  be such that  $\delta > 2s + \frac{\Delta'}{2}$ . Assume that  $q$  is sufficiently large with  $q > \frac{5+2\delta}{s}$  and define

$$\mathcal{E}_{n,k} := \sup_T \sum_{(\mathbf{t}_1, \dots, \mathbf{t}_k) \in T^\#} \mathbb{P}(\mathbf{X} \in \mathbf{t}_k) \left( \mathbb{E}(Y \mid \mathbf{X} \in \mathbf{t}_k) - \sum_{\mathbf{x}_i \in \mathbf{t}_k} \frac{y_i}{\#\{i : \mathbf{x}_i \in \mathbf{t}_k\}} \right)^2.$$

Then we can further rewrite (49) as

$$\mathbb{E} \left( \mathcal{E}_{n,k} \mathbf{1}_{\cup_{i=1}^n \{|\varepsilon_i| > n^s\}} \right) + \mathbb{E} \left( \mathcal{E}_{n,k} \mathbf{1}_{\cap_{i=1}^n \{|\varepsilon_i| \leq n^s\}} \right). \tag{51}$$

Let us bound the first term in (51). A simple upper bound for  $\mathcal{E}_{n,k}$  is that for all large  $n$  and each  $k \geq 1$ ,

$$\mathcal{E}_{n,k} \leq \left( M_0 + \sum_{i=1}^n |y_i| \right)^2. \tag{52}$$

It follows from the Cauchy–Schwarz inequality, (52), Minkowski’s inequality, Condition 2, and moment bounds of model errors that there exists some constant  $C > 0$  such that for all

large  $n$  and each  $k \geq 1$ ,

$$\begin{aligned}
\mathbb{E} \left( \mathcal{E}_{n,k} \mathbf{1}_{\cup_{i=1}^n \{|\varepsilon_i| > n^s\}} \right) &\leq \sqrt{\mathbb{E}(\mathcal{E}_{n,k}^2)} \sqrt{\mathbb{P} \left( \cup_{i=1}^n \{|\varepsilon_i| > n^s\} \right)} \\
&\leq \sqrt{\mathbb{E} \left( M_0 + \sum_{i=1}^n |y_i| \right)^4} \sqrt{\sum_{i=1}^n \mathbb{P} \left( |\varepsilon_i| > n^s \right)} \\
&\leq \left( M_0 + \sum_{i=1}^n \left( \mathbb{E} |y_i|^4 \right)^{1/4} \right)^2 \sqrt{\sum_{i=1}^n \mathbb{P} \left( |\varepsilon_i| > n^s \right)} \\
&\leq C n^{-\delta}.
\end{aligned} \tag{53}$$

We next deal with the second term in (51). Let us define

$$\begin{aligned}
E_{\mathbf{t}, \mathcal{X}_n} &:= \mathbb{E}(Y \mid \mathbf{X} \in \mathbf{t}_k) - \sum_{\mathbf{x}_i \in \mathbf{t}_k} \frac{y_i}{\#\{i : \mathbf{x}_i \in \mathbf{t}_k\}}, \\
\mathcal{E}_{n,k}^\dagger &:= \sup_T \sum_{\substack{(\mathbf{t}_1, \dots, \mathbf{t}_k) \in T^\sharp, \\ \mathbb{P}(\mathbf{X} \in \mathbf{t}_k) \geq n^{\Delta-1}}} \mathbb{P}(\mathbf{X} \in \mathbf{t}_k) \left( E_{\mathbf{t}_k, \mathcal{X}_n} \right)^2.
\end{aligned}$$

We can make two useful observations:

- 1) Under Condition 2 and on the event  $\cap_{i=1}^n \{|\varepsilon_i| \leq n^s\}$ , it holds that for each  $\mathbf{t}$ , all large  $n$ , and each  $k \geq 1$ ,

$$\left( E_{\mathbf{t}, \mathcal{X}_n} \right)^2 \leq 2n^{2s};$$

- 2) On the event  $\mathcal{A}_1(k, \Delta)$  (see Lemma 9 in Section C.1 of Supplementary Material), it holds that for all large  $n$  and each  $1 \leq k \leq c \log n$ ,

$$\mathcal{E}_{n,k}^\dagger \leq n^{-\frac{\Delta'}{2}}.$$

Then for all large  $n$  and each  $1 \leq k \leq c \log n$ , we have

$$\mathbb{E} \left( \mathcal{E}_{n,k} \mathbf{1}_{\cap_{i=1}^n \{|\varepsilon_i| \leq n^s\}} \right) \leq 2^{c \log n} n^{\Delta-1} 2n^{2s} + \mathbb{E} \left( \mathcal{E}_{n,k}^\dagger \mathbf{1}_{\cap_{i=1}^n \{|\varepsilon_i| \leq n^s\}} \right). \tag{54}$$

It follows from Lemma 9 that for all large  $n$  and each  $1 \leq k \leq c \log n$ ,

$$\begin{aligned}
\mathbb{E} \left( \mathcal{E}_{n,k}^\dagger \mathbf{1}_{\cap_{i=1}^n \{|\varepsilon_i| \leq n^s\}} \right) &= \mathbb{E} \left( \mathcal{E}_{n,k}^\dagger \mathbf{1}_{\cap_{i=1}^n \{|\varepsilon_i| \leq n^s\}} \mathbf{1}_{(\mathcal{A}_1(k, \Delta))^c} \right) \\
&\quad + \mathbb{E} \left( \mathcal{E}_{n,k}^\dagger \mathbf{1}_{\cap_{i=1}^n \{|\varepsilon_i| \leq n^s\}} \mathbf{1}_{\mathcal{A}_1(k, \Delta)} \right) \\
&\leq \mathbb{E} \left( \sup_{\mathbf{t}} \left( E_{\mathbf{t}, \mathcal{X}_n} \right)^2 \mathbf{1}_{\cap_{i=1}^n \{|\varepsilon_i| \leq n^s\}} \mathbf{1}_{(\mathcal{A}_1(k, \Delta))^c} \right) + \mathbb{E} \left( \mathcal{E}_{n,k}^\dagger \mathbf{1}_{\mathcal{A}_1(k, \Delta)} \right) \\
&\leq 2n^{2s} \mathbb{P} \left( (\mathcal{A}_1(k, \Delta))^c \right) + \mathbb{E} \left( \mathcal{E}_{n,k}^\dagger \mathbf{1}_{\mathcal{A}_1(k, \Delta)} \right) \\
&\leq 2n^{-\frac{\Delta'}{2}},
\end{aligned} \tag{55}$$

where the supremum is over all possible cells and the summation over an empty set is

defined as zero. Then in light of (50) and (54)–(55), we have that for all large  $n$  and each  $1 \leq k \leq c \log n$ ,

$$\mathbb{E} \left( \mathcal{E}_{n,k} \mathbf{1}_{\cap_{i=1}^n \{|\varepsilon_i| \leq n^s\}} \right) \leq n^{-\eta}. \quad (56)$$

Therefore, combining (49), (51), (53), and (56) concludes the proof of Theorem 4.

## A.6 Proof of Theorem 5

Let  $\mathcal{X}_n$ ,  $\rho_1$ ,  $\rho_2$ , and the grid be given. We also let  $\Delta$  with  $0 < \Delta < 1 - 2\delta$ ,  $\Delta'$  with  $0 < \Delta' < \Delta$ , and  $s > 0$  be given such that

$$\limsup_n \frac{n^{-\frac{\delta}{2}} + n^{-\frac{\Delta'}{4} + 2s} + n^{-\delta + 2s}}{n^{-\eta}} = 0. \quad (57)$$

We define  $\mathbf{C}_n := \cap_{i=1}^n \{|\varepsilon_i| \leq n^s\}$ . Since  $\mathbb{E}(|\varepsilon_1|^q) < \infty$  for sufficiently large  $q$  and Condition 5 is satisfied, it follows from Lemma 9 and (32) that for all large  $n$ ,

$$\mathbb{P} \left( \left( \mathbf{C}_n \cap \mathcal{A}_1(\lfloor c \log n \rfloor + 1, \Delta) \cap \mathcal{A}_2(\lfloor c \log n \rfloor, \Delta) \cap \mathcal{A}_3(\lfloor c \log n \rfloor + 1, \Delta) \cap \mathcal{A} \right)^c \right) \leq n^{-1}.$$

Let us further define an event

$$\mathbf{U}_n := \mathbf{C}_n \cap \mathcal{A}_1(\lfloor c \log n \rfloor + 1, \Delta) \cap \mathcal{A}_2(\lfloor c \log n \rfloor, \Delta) \cap \mathcal{A}_3(\lfloor c \log n \rfloor + 1, \Delta) \cap \mathcal{A}.$$

Then we can see that  $\mathbf{U}_n$  is  $\mathcal{X}_n$ -measurable.

It remains to show the first conclusion. For each cell  $\mathbf{t} = \times_{j=1}^p \mathbf{t}_j$ , let us fix a best cut  $(j^*(\mathbf{t}), c^*(\mathbf{t}))$  and interval  $I^*(\mathbf{t})$  such that  $c^*(\mathbf{t}) \in I^*(\mathbf{t}) \subset \mathbf{t}_{j^*(\mathbf{t})}$  and

$$\mathbb{P}(X_{j^*(\mathbf{t})} \in I^*(\mathbf{t}) \mid \mathbf{X} \in \mathbf{t}) = n^{-\delta}.$$

In view of Condition 4, such  $I^*$  is well defined. For the cell  $\mathbf{t}$ , we fix another cut  $(j^*(\mathbf{t}), c^\dagger(\mathbf{t}))$  such that  $c^\dagger(\mathbf{t})$  is an element of the set

$$\{x_{i,j^*(\mathbf{t})} : \mathbf{x}_i \in \mathbf{t}, x_{i,j^*(\mathbf{t})} \in I^*(\mathbf{t})\}$$

when the set is not empty, and otherwise  $c^\dagger(\mathbf{t})$  is a random value in  $\mathbf{t}_{j^*(\mathbf{t})}$ . Moreover, for the cell  $\mathbf{t}$  we introduce daughter cells notation. Denote by  $\widehat{\mathbf{t}}$ ,  $\mathbf{t}^\dagger$ , and  $\mathbf{t}^*$  one of the daughter cells constructed by the sample CART-split, the cut  $(j^*(\mathbf{t}), c^*(\mathbf{t}))$ , and the cut  $(j^*(\mathbf{t}), c^\dagger(\mathbf{t}))$ , respectively. If  $c^*(\mathbf{t})$  is not random, it holds that

$$\begin{aligned} |\mathbb{P}(\mathbf{X} \in \mathbf{t}^\dagger \mid \mathbf{X} \in \mathbf{t}) - \mathbb{P}(\mathbf{X} \in \mathbf{t}^* \mid \mathbf{X} \in \mathbf{t})| &\leq \frac{\mathbb{P}(\mathbf{X} \in \mathbf{t}^* \Delta \mathbf{t}^\dagger)}{\mathbb{P}(\mathbf{X} \in \mathbf{t})} \leq \frac{\mathbb{P}(X_{j^*(\mathbf{t})} \in I^*(\mathbf{t}))}{\mathbb{P}(\mathbf{X} \in \mathbf{t})} \\ &\leq n^{-\delta}. \end{aligned}$$

Given the cell  $\mathbf{t}$  and an arbitrary partition of  $\mathbf{t}'$  and  $\mathbf{t}''$ , we can define the sample version

of (15) as

$$\begin{aligned}
(\widehat{II})_{\mathbf{t}, \mathbf{t}'} &:= \frac{\#\{i : \mathbf{x}_i \in \mathbf{t}'\}}{\#\{i : \mathbf{x}_i \in \mathbf{t}\}} \left( \sum_{\mathbf{x}_i \in \mathbf{t}'} \frac{y_i}{\#\{i : \mathbf{x}_i \in \mathbf{t}'\}} - \sum_{\mathbf{x}_i \in \mathbf{t}} \frac{y_i}{\#\{i : \mathbf{x}_i \in \mathbf{t}\}} \right)^2 \\
&+ \frac{\#\{i : \mathbf{x}_i \in \mathbf{t}''\}}{\#\{i : \mathbf{x}_i \in \mathbf{t}\}} \left( \sum_{\mathbf{x}_i \in \mathbf{t}''} \frac{y_i}{\#\{i : \mathbf{x}_i \in \mathbf{t}''\}} - \sum_{\mathbf{x}_i \in \mathbf{t}} \frac{y_i}{\#\{i : \mathbf{x}_i \in \mathbf{t}\}} \right)^2.
\end{aligned} \tag{58}$$

To complete the proof for the first conclusion, we need Lemmas 7 and 8 in Sections B.7 and B.8 of Supplementary Material, respectively.

It follows from Lemmas 7 and 8 and the definition of sample tree growing rule  $\widehat{T}_n$  that on event  $\mathbf{U}_n$ , there exists some constant  $C > 0$  such that for all large  $n$ , each integer  $l$  with  $1 \leq l \leq c \log n$ , each sequence of constraints  $\Theta_1, \dots, \Theta_l$ , and each path tuple  $(\mathbf{t}_1, \dots, \mathbf{t}_l) \in \widehat{T}_n(\Theta_1, \dots, \Theta_l)$  with  $\mathbb{P}(\mathbf{X} \in \mathbf{t}_{l-1}) \geq n^{-\delta}$ ,

$$\begin{aligned}
(II)_{\mathbf{t}_{l-1}, \mathbf{t}_l} - (II)_{\mathbf{t}_{l-1}, \mathbf{t}^*} &= \underbrace{(II)_{\mathbf{t}_{l-1}, \mathbf{t}_l} - (II)_{\mathbf{t}_{l-1}^\#, \mathbf{t}_l^\#}}_{(i)} + \underbrace{(II)_{\mathbf{t}_{l-1}^\#, \mathbf{t}_l^\#} - (\widehat{II})_{\mathbf{t}_{l-1}^\#, \mathbf{t}_l^\#}}_{(ii)} \\
&+ \underbrace{(\widehat{II})_{\mathbf{t}_{l-1}^\#, \mathbf{t}_l^\#} - (\widehat{II})_{\mathbf{t}_{l-1}, \mathbf{t}_l}}_{(iii)} + \underbrace{(\widehat{II})_{\mathbf{t}_{l-1}, \mathbf{t}_l} - (\widehat{II})_{\mathbf{t}_{l-1}, \mathbf{t}_l^\dagger}}_{(iv)} \\
&+ \underbrace{(\widehat{II})_{\mathbf{t}_{l-1}, \mathbf{t}_l^\dagger} - (\widehat{II})_{(\mathbf{t}_{l-1})^\#, (\mathbf{t}_l^\dagger)^\#}}_{(v)} + \underbrace{(\widehat{II})_{(\mathbf{t}_{l-1})^\#, (\mathbf{t}_l^\dagger)^\#} - (II)_{(\mathbf{t}_{l-1})^\#, (\mathbf{t}_l^\dagger)^\#}}_{(vi)} \\
&+ \underbrace{(II)_{(\mathbf{t}_{l-1})^\#, (\mathbf{t}_l^\dagger)^\#} - (II)_{\mathbf{t}_{l-1}, \mathbf{t}_l^\dagger}}_{(vii)} + \underbrace{(II)_{\mathbf{t}_{l-1}, \mathbf{t}_l^\dagger} - (II)_{\mathbf{t}_{l-1}, \mathbf{t}_l^*}}_{(viii)} \\
&\geq -C(n^{-\frac{\delta}{2}} + n^{-\frac{\Delta}{2}} + n^{-\delta+2s}) \\
&\geq -Cn^{-\eta}.
\end{aligned} \tag{59}$$

In particular, terms (i)–(iii) and (v)–(vii) in (59) are bounded in Lemma 8, while terms (iv) and (viii) in (59) are analyzed in Lemma 7. Therefore, by (59), the choice of  $\eta$  in (57), and the definition of  $\widehat{T}_{n,k,\varepsilon}$ , we can establish the first conclusion, which completes the proof of Theorem 5.

## References

- [1] Bai, Z.-D., L. Devroye, H.-K. Hwang, and T.-H. Tsai (2005). Maxima in hypercubes. *Random Structures & Algorithms* 27, 290–309.
- [2] Biau, G. (2012). Analysis of a random forests model. *Journal of Machine Learning Research* 13, 1063–1095.
- [3] Biau, G. and E. Scornet (2016). A random forest guided tour. *Test* 25, 197–227.
- [4] Breiman, L. (2001). Random forests. *Machine Learning* 45, 5–32.



- [5] Breiman, L. (2002). Manual on setting up, using, and understanding random forests v3. 1. *Statistics Department University of California Berkeley, CA, USA 1*, 58.
- [6] Díaz-Uriarte, R. and S. A. De Andres (2006). Gene selection and classification of microarray data using random forest. *BMC Bioinformatics 7*, 3.
- [7] Fan, J. and Y. Fan (2008). High-dimensional classification using features annealed independence rules. *The Annals of Statistics 36*, 2605–2637.
- [8] Fan, J., Y. Feng, and R. Song (2011). Nonparametric independence screening in sparse ultra-high-dimensional additive models. *Journal of the American Statistical Association 106*, 544–557.
- [9] Fan, J. and J. Lv (2008). Sure independence screening for ultrahigh dimensional feature space (with discussion). *Journal of the Royal Statistical Society Series B 70*, 849–911.
- [10] Fan, J. and J. Lv (2018). Sure independence screening (invited review article). *Wiley StatsRef: Statistics Reference Online*.
- [11] Genuer, R. (2012). Variance reduction in purely random forests. *Journal of Nonparametric Statistics 24*, 543–562.
- [12] Gislason, P. O., J. A. Benediktsson, and J. R. Sveinsson (2006). Random forests for land cover classification. *Pattern Recognition Letters 27*, 294–300.
- [13] Goldstein, B. A., E. C. Polley, and F. B. Briggs (2011). Random forests for genetic association studies. *Statistical Applications in Genetics and Molecular Biology 10*, 32.
- [14] Hastie, T. J. (2017). Generalized additive models. In *Statistical Models in S*, pp. 249–307. Routledge.
- [15] Hoeffding, W. (1963). Probability inequality for sums of bounded random variables. *Journal of the American Statistical Association 58*, 13–30.
- [16] Howard, J. and M. Bowles (2012). The two most important algorithms in predictive modeling today. In *Strata Conference presentation, February*, Volume 28.
- [17] Ishwaran, H. and U. B. Kogalur (2010). Consistency of random survival forests. *Statistics & Probability Letters 80*, 1056–1064.
- [18] Ishwaran, H., U. B. Kogalur, E. H. Blackstone, and M. S. Lauer (2008). Random survival forests. *The Annals of Applied Statistics 2*, 841–860.
- [19] Khaidem, L., S. Saha, and S. R. Dey (2016). Predicting the direction of stock market prices using random forest. *arXiv preprint arXiv:1605.00003*.
- [20] Klusowski, J. M. (2019a). Analyzing CART. *Manuscript*.
- [21] Klusowski, J. M. (2019b). Sharp analysis of a simple model for random forests. *Stat 1050*, 17.

- [22] Mentch, L. and G. Hooker (2014). Ensemble trees and clts: Statistical inference for supervised learning. *Stat* 1050, 25.
- [23] Mourtada, J., S. Gaïffas, and E. Scornet (2018). Minimax optimal rates for mondrian trees and forests. *arXiv preprint arXiv:1803.05784*.
- [24] Qi, Y. (2012). Random forest for bioinformatics. In *Ensemble Machine Learning*, pp. 307–323. Springer.
- [25] Scornet, E., G. Biau, and J.-P. Vert (2015). Consistency of random forests. *The Annals of Statistics* 43, 1716–1741.
- [26] Stone, C. J. (1977). Consistent nonparametric regression. *The Annals of Statistics* 5, 595–620.
- [27] Varian, H. R. (2014). Big data: New tricks for econometrics. *Journal of Economic Perspectives* 28, 3–28.
- [28] Wager, S. and S. Athey (2018). Estimation and inference of heterogeneous treatment effects using random forests. *Journal of the American Statistical Association* 113, 1228–1242.
- [29] Wager, S., T. Hastie, and B. Efron (2014). Confidence intervals for random forests: The jackknife and the infinitesimal jackknife. *Journal of Machine Learning Research* 15, 1625–1651.
- [30] Zhu, R., D. Zeng, and M. R. Kosorok (2015). Reinforcement learning trees. *Journal of the American Statistical Association* 110, 1770–1784.

# Supplementary Material to “Asymptotic Properties of High-Dimensional Random Forests”

Chien-Ming Chi, Patrick Vossler, Yingying Fan and Jinchi Lv

This Supplementary Material contains the proofs of Lemmas 1–3, Lemmas 4–8 and their proofs, and some additional lemmas and technical details.

## B Some key lemmas and their proofs

### B.1 Proof of Lemma 1

The representation in Lemma 1 follows from some straightforward calculations and thus the proof is omitted here for brevity.

### B.2 Proof of Lemma 2

Let the grid be defined with parameters  $\rho_1, \rho_2 > 0$ . With the grid, we can write

$$\begin{aligned} & \mathbb{E} \left( m_{k, \hat{T}_n}^* (\Theta_{1:k}, \mathbf{X}) - \hat{m}_{k, \hat{T}_n} (\Theta_{1:k}, \mathbf{X}, \mathcal{X}_n) \right)^2 \\ &= \mathbb{E} \left( m_{k, \hat{T}_n}^* (\Theta_{1:k}, \mathbf{X}) - m_{k, \hat{T}_n^\#}^* (\Theta_{1:k}, \mathbf{X}) + m_{k, \hat{T}_n^\#}^* (\Theta_{1:k}, \mathbf{X}) - \hat{m}_{k, \hat{T}_n^\#} (\Theta_{1:k}, \mathbf{X}, \mathcal{X}_n) \right. \\ & \quad \left. + \hat{m}_{k, \hat{T}_n^\#} (\Theta_{1:k}, \mathbf{X}, \mathcal{X}_n) - \hat{m}_{k, \hat{T}_n} (\Theta_{1:k}, \mathbf{X}, \mathcal{X}_n) \right)^2. \end{aligned} \quad (\text{A.1})$$

Note that we can pick  $\eta < c_2 < \frac{1}{2}$ ,  $0 < \Delta < 1$ , and  $s > 0$  such that

$$\limsup_n \frac{2^{c \log n} n^{\Delta + 2s - 1}}{n^{-c_2}} = 0$$

in (A.6)–(A.8) in Lemma 5 in Section B.5. Therefore, an application of the Cauchy–Schwarz inequality and (A.6)–(A.8) in Lemma 5 completes the proof of Lemma 2.

### B.3 Proof of Lemma 3

We first consider the case of  $q_1 = 1$ . Let  $\delta$  with  $2\eta < \delta < \frac{1}{4}$  be given such that

$$\limsup_n \frac{n^{-\delta} 2^{c \log n}}{n^{-\eta}} = 0. \quad (\text{A.2})$$

Then by the Cauchy–Schwarz inequality, we deduce

$$\begin{aligned}
\mathbb{E} \left( m(\mathbf{X}) - m_{k, \hat{T}_n}^* (\Theta_{1:k}, \mathbf{X}) \right)^2 &\leq \mathbb{E} \left( m(\mathbf{X}) - m_{k, \hat{T}_{n,k,n-\delta}}^* (\Theta_{1:k}, \mathbf{X}) \right)^2 \\
&+ \mathbb{E} \left( m_{k, \hat{T}_n}^* (\Theta_{1:k}, \mathbf{X}) - m_{k, \hat{T}_{n,k,n-\delta}}^* (\Theta_{1:k}, \mathbf{X}) \right)^2 \\
&+ 2 \left( \mathbb{E} \left( m(\mathbf{X}) - m_{k, \hat{T}_{n,k,n-\delta}}^* (\Theta_{1:k}, \mathbf{X}) \right)^2 \right)^{\frac{1}{2}} \\
&\times \left( \mathbb{E} \left( m_{k, \hat{T}_n}^* (\Theta_{1:k}, \mathbf{X}) - m_{k, \hat{T}_{n,k,n-\delta}}^* (\Theta_{1:k}, \mathbf{X}) \right)^2 \right)^{\frac{1}{2}}.
\end{aligned} \tag{A.3}$$

In view of (A.15) in Lemma 6 in Section B.6, it holds that for all large  $n$  and  $k = \lfloor c \log n \rfloor$ ,

$$\begin{aligned}
\mathbb{E} \left( m(\mathbf{X}) - m_{k, \hat{T}_{n,k,n-\delta}}^* (\Theta_{1:k}, \mathbf{X}) \right)^2 &\leq 2\alpha_{1n} n^{-\eta} + (1 - \gamma_0 (2\alpha_{1n})^{-1})^{\lfloor c \log n \rfloor} M_0^2 + O(n^{-1}) \\
&\leq 2\alpha_{1n} n^{-\eta} + \left( \frac{M_0^2}{1 - \gamma_0} \right) n^{c \log \left( 1 - \frac{\gamma_0}{2\alpha_{1n}} \right)}.
\end{aligned}$$

By (29), (A.2), and Condition 2, we have for all large  $n$  and  $k = \lfloor c \log n \rfloor$ ,

$$\mathbb{E} \left( m_{k, \hat{T}_n}^* (\Theta_{1:k}, \mathbf{X}) - m_{k, \hat{T}_{n,k,n-\delta}}^* (\Theta_{1:k}, \mathbf{X}) \right)^2 \leq n^{-\eta}.$$

Thus combining these bounds and (A.3) yields the desired conclusion for the case of  $q_1 = 1$ .

For the general case, we observe that given a sequence  $\varepsilon_n = (\log n)^{-(1-\rho)}$  and  $k_n = \lfloor c \log n \rfloor$  for some constant  $c > 0$ , simple calculations show that the first term in (A.14) in Lemma 6 is the dominant term. Therefore, the rest of the arguments can be done in a similar way, which concludes the proof of Lemma 3.

#### B.4 Lemma 4 and its proof

**Lemma 4.** *Under the conditions of Theorem 1, we have*

$$\sum_{\Theta = (\Theta_1, \dots, \Theta_k)} \mathbb{P}(\Theta = \Theta) \sum_{(\mathbf{t}_1, \dots, \mathbf{t}_k) \in T_\varepsilon(\Theta)} \prod_{l=1}^k \mathbb{P}_{\mathbf{t}_{l-1}}(\mathbf{X} \in \mathbf{t}_l) \text{Var}(m \mid \mathbf{X} \in \mathbf{t}_k) \leq \alpha_1 (\alpha_2 \varepsilon)^{1/q_1}.$$

*Proof.* Fix a set of  $\Theta_i \in \Gamma_i$  with  $i \geq 1$ . Let  $(\mathbf{t}_1, \dots, \mathbf{t}_k) \in T_\varepsilon(\Theta_1, \dots, \Theta_k)$  be a given tuple. By item 1 of Condition 3, there exists a smallest integer  $1 \leq l' \leq k$  such that

$$(II)_{\mathbf{t}_{l'-1}, \mathbf{t}_{l'}^*} \leq \alpha_2 \varepsilon,$$

where  $\mathbf{t}_{l'}^*$  is one of the best unconstrained daughters of  $\mathbf{t}_{l'-1}$ . Then by Condition 1, we have

$$\text{Var}(m \mid \mathbf{X} \in \mathbf{t}_{l'-1}) \leq \alpha_1 (\alpha_2 \varepsilon)^{1/q_1}. \tag{A.4}$$

Denote by  $S$  the set of tuples in  $T_\varepsilon(\Theta_1, \dots, \Theta_k)$  such that the first  $l' - 1$  cells are  $\mathbf{t}_1, \dots, \mathbf{t}_{l'-1}$ .

By the definition of  $S$ , Lemma 1 can be applied for  $k - l' + 1$  times to obtain

$$\sum_{(\mathbf{t}_1, \dots, \mathbf{t}_k) \in S} \prod_{l=1}^k \mathbb{P}_{\mathbf{t}_{l-1}}(\mathbf{X} \in \mathbf{t}_l) \text{Var}(m \mid \mathbf{X} \in \mathbf{t}_k) \leq \prod_{l=1}^{l'-1} \mathbb{P}_{\mathbf{t}_{l-1}}(\mathbf{X} \in \mathbf{t}_l) \text{Var}(m \mid \mathbf{X} \in \mathbf{t}_{l'-1}).$$

In light of this and (A.4), we can deduce

$$\begin{aligned} \sum_{(\mathbf{t}_1, \dots, \mathbf{t}_k) \in S} \prod_{l=1}^k \mathbb{P}_{\mathbf{t}_{l-1}}(\mathbf{X} \in \mathbf{t}_l) \text{Var}(m \mid \mathbf{X} \in \mathbf{t}_k) &\leq \prod_{l=1}^{l'-1} \mathbb{P}_{\mathbf{t}_{l-1}}(\mathbf{X} \in \mathbf{t}_l) \alpha_1 (\alpha_2 \varepsilon)^{1/q_1} \\ &= \mathbb{P}(\mathbf{X} \in \mathbf{t}_{l'-1}) \alpha_1 (\alpha_2 \varepsilon)^{1/q_1}. \end{aligned} \quad (\text{A.5})$$

From (A.5), we can see that given  $\Theta_1, \dots, \Theta_k$  and  $\varepsilon$ , the summation over all possible  $S$  is a summation over probabilities of exclusive events multiplied by  $\alpha_1 (\alpha_2 \varepsilon)^{1/q_1}$ . Thus it holds that

$$\sum_{(\mathbf{t}_1, \dots, \mathbf{t}_k) \in T_\varepsilon(\Theta_{1:k})} \prod_{l=1}^k \mathbb{P}_{\mathbf{t}_{l-1}}(\mathbf{X} \in \mathbf{t}_l) \text{Var}(m \mid \mathbf{X} \in \mathbf{t}_k) \leq \alpha_1 (\alpha_2 \varepsilon)^{1/q_1}.$$

Since summing over the probabilities of  $\Theta_{1:k}$  gives one, this completes the proof of Lemma 4.

## B.5 Lemma 5 and its proof

**Lemma 5.** *Let the grid be defined with parameters  $\rho_1, \rho_2 > 0$ . Let  $0 < \Delta < 1$ ,  $c > 0$ ,  $s > 0$ , and  $0 < c_2 < \frac{1}{2}$  be given. Assume that Conditions 2 and 5 hold and  $\mathbb{E}|\varepsilon_1|^q < \infty$  with some sufficiently large  $q$  depending on  $s$ . Then there exist some constants  $C, c_1 > 0$  such that for all large  $n$  and each  $k$  with  $1 \leq k \leq c \log n$ ,*

$$\mathbb{E} \left( m_{k, \hat{T}_n^\#}^*(\Theta_{1:k}, \mathbf{X}) - m_{k, \hat{T}_n}^*(\Theta_{1:k}, \mathbf{X}) \right)^2 \leq C 2^k n^{\Delta-1} \quad (\text{A.6})$$

and

$$\mathbb{E} \left( \hat{m}_{k, \hat{T}_n^\#}(\Theta_{1:k}, \mathbf{X}, \mathcal{X}_n) - \hat{m}_{k, \hat{T}_n}(\Theta_{1:k}, \mathbf{X}, \mathcal{X}_n) \right)^2 \leq C 2^k n^{\Delta+2s-1}, \quad (\text{A.7})$$

and that for all large  $n$  and each  $1 \leq k \leq c_1 \log n$ ,

$$\mathbb{E} \left( m_{k, \hat{T}_n^\#}^*(\Theta_{1:k}, \mathbf{X}) - \hat{m}_{k, \hat{T}_n^\#}(\Theta_{1:k}, \mathbf{X}, \mathcal{X}_n) \right)^2 \leq n^{-c_2}. \quad (\text{A.8})$$

*Proof.* We first establish the bound in (A.6). By Condition 2 and the fact that conditional on  $\Theta_{1:k}$  and  $\mathcal{X}_n$ ,  $\hat{T}_n(\Theta)$  is a deterministic tree growing rule, we have that for all large  $n$  and

$1 \leq k \leq c \log n$ ,

$$\begin{aligned}
& \mathbb{E} \left( m_{k, \widehat{T}_n^\#}^* (\Theta_{1:k}, \mathbf{X}) - m_{k, \widehat{T}_n}^* (\Theta_{1:k}, \mathbf{X}) \right)^2 \\
&= \mathbb{E} \left[ \mathbb{E} \left( \sum_{(\mathbf{t}_1, \dots, \mathbf{t}_k) \in \widehat{T}_n(\Theta_{1:k})} \left( m_{k, \widehat{T}_n^\#}^* (\Theta_{1:k}, \mathbf{X}) - m_{k, \widehat{T}_n}^* (\Theta_{1:k}, \mathbf{X}) \right)^2 \mathbf{1}_{\mathbf{X} \in \mathbf{t}_k} \middle| \Theta_{1:k}, \mathcal{X}_n \right) \right] \\
&\leq \mathbb{E} \left[ \mathbb{E} \left( \sum_{\substack{(\mathbf{t}_1, \dots, \mathbf{t}_k) \in \widehat{T}_n(\Theta_{1:k}) \\ \mathbb{P}(\mathbf{X} \in \mathbf{t}_k) \geq 2n^{\Delta-1}}} \left( m_{k, \widehat{T}_n^\#}^* (\Theta_{1:k}, \mathbf{X}) - m_{k, \widehat{T}_n}^* (\Theta_{1:k}, \mathbf{X}) \right)^2 \mathbf{1}_{\mathbf{X} \in \mathbf{t}_k} \middle| \Theta_{1:k}, \mathcal{X}_n \right) \right. \\
&\quad \left. + 2^k (2n^{\Delta-1}) (2M_0)^2 \right].
\end{aligned} \tag{A.9}$$

Then it follows from Condition 2 and the definition of the sharp notation and population tree model that for all large  $n$  and each  $1 \leq k \leq c \log n$ ,

$$\begin{aligned}
\text{RHS of (A.9)} &\leq \mathbb{E} \left[ \mathbb{E} \left( \sum_{\substack{(\mathbf{t}_1, \dots, \mathbf{t}_k) \in \widehat{T}_n(\Theta_{1:k}) \\ \mathbb{P}(\mathbf{X} \in \mathbf{t}_k) \geq 2n^{\Delta-1}}} \left( \mathbb{E}(Y \mid \mathbf{X} \in \mathbf{t}_k) - \mathbb{E}(Y \mid \mathbf{X} \in \mathbf{t}_k^\#) \right)^2 \mathbf{1}_{\mathbf{X} \in \mathbf{t}_k} \right. \right. \\
&\quad \left. \left. + (2M_0)^2 \mathbf{1}_{\mathbf{X} \in \mathbf{t}_k \Delta \mathbf{t}_k^\#} \middle| \Theta_{1:k}, \mathcal{X}_n \right) \right] + 2^k (2n^{\Delta-1}) (2M_0)^2,
\end{aligned} \tag{A.10}$$

where RHS is short for right hand side.

In view of (31) and Condition 2, it holds that for all large  $n$  and each  $1 \leq k \leq c \log n$ ,

$$\begin{aligned}
\text{RHS of (A.10)} &\leq \mathbb{E} \left[ \mathbb{E} \left( \sum_{(\mathbf{t}_1, \dots, \mathbf{t}_k) \in \widehat{T}_n(\Theta_{1:k})} \left( 2M_0 (\sup f) (c \log n) \frac{n^{\Delta-1}}{n^{1+\rho_1}} \right)^2 \mathbf{1}_{\mathbf{X} \in \mathbf{t}_k} \right. \right. \\
&\quad \left. \left. + (2M_0)^2 \mathbf{1}_{\mathbf{X} \in \mathbf{t}_k \Delta \mathbf{t}_k^\#} \middle| \Theta_{1:k}, \mathcal{X}_n \right) \right] + 2^k (2n^{\Delta-1}) (2M_0)^2 \\
&\leq 2^k \left( \left( 2M_0 (\sup f) (c \log n) \frac{n^{\Delta-1}}{n^{1+\rho_1}} \right)^2 + \left( (2M_0)^2 (\sup f) (c \log n) \frac{n^{\Delta-1}}{n^{1+\rho_1}} \right) \right) \\
&\quad + 2^k (2n^{\Delta-1}) (2M_0)^2,
\end{aligned} \tag{A.11}$$

which leads to (A.6).

We next proceed to show the bound in (A.7). Let us define  $\mathbf{C}_n := \cap_{i=1}^n \{|\varepsilon_i| \leq n^s\}$ . Observe that for each  $n \geq 1$ , we have

- 1)  $\sup_{k \geq 1, T} |\widehat{m}_{k, T^\#}(\Theta_{1:k}, \mathbf{X}, \mathcal{X}_n)| \leq \sum_{i=1}^n |y_i|$  a.s.,
- 2)  $\sup_{k \geq 1, T} |\widehat{m}_{k, T^\#}(\Theta_{1:k}, \mathbf{X}, \mathcal{X}_n)| \mathbf{1}_{\mathbf{C}_n} \leq M_0 + n^s$  a.s.,

where the supremum is over all possible deterministic tree growing rules. Further define

$$\mathbf{E}_n := \mathbf{C}_n \cap \mathcal{A}_3([c \log n] + 1) \cap \mathcal{A}.$$

Then by property 1) above, the Cauchy–Schwarz inequality, and Jensen’s inequality, it holds that for each  $1 \leq k \leq c \log n$  and all large  $n$ ,

$$\begin{aligned}
& \mathbb{E} \left( \widehat{m}_{k, \widehat{T}_n^\#}(\Theta_{1:k}, \mathbf{X}, \mathcal{X}_n) - \widehat{m}_{k, \widehat{T}_n}(\Theta_{1:k}, \mathbf{X}, \mathcal{X}_n) \right)^2 \\
& \leq \mathbb{E} \left( \left( 2 \sum_{i=1}^n |y_i| \right)^2 \mathbf{1}_{E_n^c} + \left( \widehat{m}_{k, \widehat{T}_n^\#}(\Theta_{1:k}, \mathbf{X}, \mathcal{X}_n) - \widehat{m}_{k, \widehat{T}_n}(\Theta_{1:k}, \mathbf{X}, \mathcal{X}_n) \right)^2 \mathbf{1}_{E_n} \right) \\
& \leq \left( 16n^3 \sum_{i=1}^n \mathbb{E} |y_i|^4 \right)^{\frac{1}{2}} \left( \mathbb{P}(E_n^c) \right)^{\frac{1}{2}} \\
& \quad + \mathbb{E} \left( \left( \widehat{m}_{k, \widehat{T}_n^\#}(\Theta_{1:k}, \mathbf{X}, \mathcal{X}_n) - \widehat{m}_{k, \widehat{T}_n}(\Theta_{1:k}, \mathbf{X}, \mathcal{X}_n) \right)^2 \mathbf{1}_{E_n} \right).
\end{aligned} \tag{A.12}$$

In light of property 2) above, we have for all large  $n$  and  $1 \leq k \leq c \log n$ ,

$$\begin{aligned}
& \mathbb{E} \left( \left( \widehat{m}_{k, \widehat{T}_n^\#}(\Theta_{1:k}, \mathbf{X}, \mathcal{X}_n) - \widehat{m}_{k, \widehat{T}_n}(\Theta_{1:k}, \mathbf{X}, \mathcal{X}_n) \right)^2 \mathbf{1}_{E_n} \right) \\
& \leq \mathbb{E} \left[ \mathbb{E} \left( \sum_{\substack{(\mathbf{t}_1, \dots, \mathbf{t}_k) \in \widehat{T}_n(\Theta_{1:k}) \\ \mathbb{P}(\mathbf{X} \in \mathbf{t}_k) \geq 2n^{\Delta-1}}} \left( \widehat{m}_{k, \widehat{T}_n^\#}(\Theta_{1:k}, \mathbf{X}, \mathcal{X}_n) - \widehat{m}_{k, \widehat{T}_n}(\Theta_{1:k}, \mathbf{X}, \mathcal{X}_n) \right)^2 \mathbf{1}_{\mathbf{X} \in \mathbf{t}_k} \mathbf{1}_{E_n} \mid \mathcal{X}_n, \Theta_{1:k} \right) \right] \\
& \quad + 2^k (2n^{\Delta-1}) (2(M_0 + n^s))^2 \\
& \leq \mathbb{E} \left[ \mathbb{E} \left( \sum_{\substack{(\mathbf{t}_1, \dots, \mathbf{t}_k) \in \widehat{T}_n(\Theta_{1:k}) \\ \mathbb{P}(\mathbf{X} \in \mathbf{t}_k) \geq 2n^{\Delta-1} \\ \mathbb{P}(\mathbf{X} \in \mathbf{t}_k^\#) \geq n^{\Delta-1}}} \left( \left( \bar{y}(\mathbf{t}_k) - \bar{y}(\mathbf{t}_k^\#) \right)^2 \mathbf{1}_{\mathbf{X} \in \mathbf{t}_k} + (2(M_0 + n^s))^2 \mathbf{1}_{\mathbf{X} \in \mathbf{t}_k \Delta \mathbf{t}_k^\#} \right) \mathbf{1}_{E_n} \mid \mathcal{X}_n, \Theta_{1:k} \right) \right] \\
& \quad + 2^k (2n^{\Delta-1}) (2(M_0 + n^s))^2 \\
& \leq 2^k \left( \left( \frac{2(M_0 + n^s)}{n^{\frac{1}{2} - c(\log n^{2+\rho_2})}} \right)^2 + \frac{(2(M_0 + n^s))^2}{n} \right) + 2^k (2n^{\Delta-1}) (2(M_0 + n^s))^2 \\
& \leq 2^k \times (2(M_0 + n^s))^2 \times \left( \frac{3}{n} + 2n^{\Delta-1} \right),
\end{aligned} \tag{A.13}$$

where for the cell  $\mathbf{t}$ ,

$$\bar{y}(\mathbf{t}) := \frac{\sum_{\mathbf{x}_i \in \mathbf{t}} y_i}{\#\{i : \mathbf{x}_i \in \mathbf{t}\}}.$$

Moreover, it follows from Conditions 2 and 5 and a sufficiently large  $q$  that for all large  $n$ ,

$$\frac{\sum_{i=1}^n \mathbb{E} |y_i|^4}{n} = O(1)$$

and

$$\mathbb{P}(E_n^c) = o(n^{-4}).$$

Thus combining these results, (A.12), and (A.13) yields (A.7).

We finally prove the bound in (A.8). By Theorem 4, there exists some constant  $c_1 > 0$  such that for all large  $n$  and each  $1 \leq k \leq c_1 \log n$ ,

$$\begin{aligned} & \mathbb{E} \left( m_{k, \hat{T}_n^\#}^* (\Theta_{1:k}, \mathbf{X}) - \hat{m}_{k, \hat{T}_n^\#} (\Theta_{1:k}, \mathbf{X}, \mathcal{X}_n) \right)^2 \\ &= \mathbb{E} \left[ \mathbb{E} \left( \left( m_{k, \hat{T}_n^\#}^* (\Theta_{1:k}, \mathbf{X}) - \hat{m}_{k, \hat{T}_n^\#} (\Theta_{1:k}, \mathbf{X}, \mathcal{X}_n) \right)^2 \mid \Theta_{1:k}, \mathcal{X}_n \right) \right] \\ &\leq \mathbb{E} \left\{ \sup_T \mathbb{E} \left[ \left( m_{k, T^\#}^* (\Theta_{1:k}, \mathbf{X}) - \hat{m}_{k, T^\#} (\Theta_{1:k}, \mathbf{X}, \mathcal{X}_n) \right)^2 \mid \Theta_{1:k}, \mathcal{X}_n \right] \right\} \\ &\leq n^{-c_2}, \end{aligned}$$

where the supremum is over all possible deterministic tree growing rules. The first inequality holds since conditional on all observations and feature constraints,  $\hat{T}_n^\#$  is a deterministic tree growing rule, while the second inequality is a result from Theorem 4. This concludes the proof of Lemma 5.

## B.6 Lemma 6 and its proof

**Lemma 6.** *Assume that Conditions 1, 2, 4, and 5 hold with  $\alpha_{1n} \geq 1$  and  $q_1 \geq 1$ , and  $\mathbb{E}(|\varepsilon_1|^q) < \infty$  for sufficiently large  $q$ . Let  $0 < \eta < \frac{1}{8}$ ,  $c > 0$ , and  $\delta$  with  $2\eta < \delta < \frac{1}{4}$  be given. Then we have for all large  $n$ ,  $1 \leq k \leq c \log n$ , and  $\varepsilon \geq n^{-\eta}$ ,*

$$\begin{aligned} \mathbb{E} \left( m(\mathbf{X}) - m_{k, \hat{T}_{n,k,n-\delta}}^* (\Theta_{1:k}, \mathbf{X}) \right)^2 &\leq \alpha_{1n} (2\varepsilon)^{\frac{1}{q_1}} + \left( 1 - \gamma_0 \left( \frac{\varepsilon}{\varepsilon + M_0^2} \right) \right)^k M_0^2 \\ &\quad + (2M_0)^2 n^{-1}, \end{aligned} \quad (\text{A.14})$$

where the tree growing rule is defined in (29). Moreover, if  $q_1 = 1$  in Condition 1, then we have for all large  $n$  and  $1 \leq k \leq c \log n$ ,

$$\begin{aligned} \mathbb{E} \left( m(\mathbf{X}) - m_{k, \hat{T}_{n,k,n-\delta}}^* (\Theta_{1:k}, \mathbf{X}) \right)^2 &\leq 2\alpha_{1n} n^{-\eta} + (1 - \gamma_0 (2\alpha_{1n})^{-1})^k M_0^2 \\ &\quad + (2M_0)^2 n^{-1}. \end{aligned} \quad (\text{A.15})$$

*Proof.* Let the event  $\mathbf{U}_n$  be defined as in the proof of Theorem 5. By Condition 2 and the definition of  $\mathbf{U}_n$ , it holds that for all large  $n$  and  $1 \leq k \leq c \log n$ ,

$$\begin{aligned} & \mathbb{E} \left( m(\mathbf{X}) - m_{k, \hat{T}_{n,k,n-\delta}}^* (\Theta_{1:k}, \mathbf{X}) \right)^2 \leq (2M_0)^2 n^{-1} \\ & \quad + \mathbb{E} \left[ \left( m(\mathbf{X}) - m_{k, \hat{T}_{n,k,n-\delta}}^* (\Theta_{1:k}, \mathbf{X}) \right)^2 \mathbf{1}_{\mathbf{U}_n} \right]. \end{aligned} \quad (\text{A.16})$$

Let us consider the second term on the RHS of (A.16). It follows from Theorem 5, the fact that  $\mathcal{X}_n$  is independent of  $\Theta_{1:k}$  and  $\mathbf{X}$ , and Theorem 1 that for all large  $n$ , each  $1 \leq k \leq$



$c \log n$ , and  $\varepsilon \geq n^{-\eta}$ ,

$$\begin{aligned}
& \mathbb{E} \left[ \left( m(\mathbf{X}) - m_{k, \hat{T}_{n,k,n^{-\delta}}}^*(\Theta_{1:k}, \mathbf{X}) \right)^2 \mathbf{1}_{U_n} \right] \\
&= \mathbb{E} \left\{ \mathbb{E} \left[ \left( m(\mathbf{X}) - m_{k, \hat{T}_{n,k,n^{-\delta}}}^*(\Theta_{1:k}, \mathbf{X}) \right)^2 \mid \mathcal{X}_n \right] \mathbf{1}_{U_n} \right\} \\
&\leq \alpha_{1n} (2\varepsilon)^{\frac{1}{q_1}} + \left( 1 - \gamma_0 \left( \frac{\varepsilon}{\varepsilon + M_0^2} \right) \right)^k M_0^2.
\end{aligned} \tag{A.17}$$

Therefore, combining (A.16) and (A.17) we have (A.14). The bound in (A.15) can also be established using similar arguments, which completes the proof of Lemma 6.

## B.7 Lemma 7 and its proof

**Lemma 7.** *Let  $\delta$  and  $c$  be defined as in the proof of Theorem 5. Then there exists some constant  $C > 0$  such that on event  $\mathcal{A}_3(\lfloor c \log n \rfloor + 1, \Delta) \cap \mathcal{A}$ , it holds that for all large  $n$ , each  $\mathbf{t}$  constructed by less than  $c \log n$  cuts and with  $\mathbb{P}(\mathbf{X} \in \mathbf{t}) \geq n^{-\delta}$ , and daughter cells  $\hat{\mathbf{t}}$ ,  $\mathbf{t}^\dagger$ , and  $\mathbf{t}^*$ ,*

- 1)  $c^\dagger(\mathbf{t})$  is not random,
- 2)  $|(II)_{\mathbf{t}, \mathbf{t}^\dagger} - (II)_{\mathbf{t}, \mathbf{t}^*}| \leq Cn^{-\frac{\delta}{2}}$ ,
- 3)  $(\widehat{II})_{\mathbf{t}, \hat{\mathbf{t}}} \geq (\widehat{II})_{\mathbf{t}, \mathbf{t}^\dagger}$ .

*Proof.* We assume that property 1) holds for the moment. Then by the sample version of Lemma 1, we have that if  $c^\dagger(\mathbf{t})$  is not random, then  $(\widehat{II})_{\mathbf{t}, \hat{\mathbf{t}}} \geq (\widehat{II})_{\mathbf{t}, \mathbf{t}^\dagger}$  holds, which establishes property 3). Moreover, if  $c^\dagger(\mathbf{t})$  is not random, it follows from the definition of  $\mathbf{t}^\dagger$  that

$$|\mathbb{P}(\mathbf{X} \in \mathbf{t}^\dagger \mid \mathbf{X} \in \mathbf{t}) - \mathbb{P}(\mathbf{X} \in \mathbf{t}^* \mid \mathbf{X} \in \mathbf{t})| \leq n^{-\delta}.$$

By this and some simple calculations, there exists some constant  $C > 0$  such that for all large  $n$ ,

$$|(II)_{\mathbf{t}, \mathbf{t}^\dagger} - (II)_{\mathbf{t}, \mathbf{t}^*}| \leq Cn^{-\frac{\delta}{2}},$$

which proves property 2).

Now it remains to establish property 1). Let the grid be defined as in the proof of Theorem 5. Define  $\mathbf{I}^*(\mathbf{t}) \subset \mathbb{R}^p$  for each cell  $\mathbf{t}$  such that

$$\mathbf{I}^*(\mathbf{t}) := \{\mathbf{z} : \mathbf{z} \in \mathbf{t}\} \cap \{\mathbf{z} : z_{j^*(\mathbf{t})} \in I^*(\mathbf{t})\}.$$

Observe that if the cell  $\mathbf{t}$  is constructed by less than  $k$  cuts, then  $\mathbf{I}^*(\mathbf{t})$  is constructed by less than  $k + 2$  cuts. For each integer  $k$ , define  $G_k$  as the set containing all cells constructed by

less than  $k + 1$  cuts. Let us define an event

$$\mathbf{B}(k) := \left\{ \inf_{\substack{\mathbb{P}(\mathbf{X} \in \mathbf{t}) \geq n^{-\delta} \\ \mathbf{t} \in G_{k-1}}} \sum_{i=1}^n \mathbf{1}_{\mathbf{x}_i \in \mathbf{I}^*(\mathbf{t})} < 1 \right\},$$

where the infimum is over all  $\mathbf{t}$  such that the conditions hold. We can see that on event  $(\mathbf{B}(\lfloor c \log n \rfloor))^c$ , property 1) holds, where the superscript  $c$  denotes set complement.

Notice that for all large  $n$  and  $k \geq 1$ , we have

$$\mathbf{B}(k) \subset \left\{ \inf_{\mathbf{t} \in G_{k-1}} \sum_{i=1}^n \mathbf{1}_{\mathbf{x}_i \in \mathbf{I}^*(\mathbf{t})} < 1 \right\}. \quad (\text{A.18})$$

It follows from the definition of  $\mathbf{I}^*(\cdot)$  that for each  $n \geq 1$  and  $k \geq 1$ ,

$$\text{RHS of (A.18)} \subset \left\{ \inf_{\mathbf{t} \in G_{k+1}} \sum_{i=1}^n \mathbf{1}_{\mathbf{x}_i \in \mathbf{t}} < 1 \right\}. \quad (\text{A.19})$$

Furthermore, from the definition of  $\mathbf{t}^\sharp$  we have that for each  $n \geq 1$  and  $1 \leq k \leq c \log n$ ,

$$\text{RHS of (A.19)} \subset \left\{ \inf_{\mathbf{t} \in G_{k+1}} \sum_{i=1}^n \mathbf{1}_{\mathbf{x}_i \in \mathbf{t}} < 1 \right\}. \quad (\text{A.20})$$

Then by the definitions of  $\mathcal{A}$  and  $G_k$ , it holds that for each  $n \geq 1$  and  $1 \leq k \leq c \log n$ ,

$$\text{RHS of (A.20)} \subset \left( \left\{ \inf_{\mathbf{t} \in G_{k+1}} \sum_{i=1}^n \mathbf{1}_{\mathbf{x}_i \in \mathbf{t}} < 1 + (c \log n + 1)(\log n)^{1+\rho_2} \right\} \cap \mathcal{A} \right) \cup \mathcal{A}^c. \quad (\text{A.21})$$

For all large  $n$  and  $1 \leq k \leq c \log n$ , we can deduce that

$$\begin{aligned} \text{RHS of (A.21)} &\subset \left\{ \inf_{\mathbf{t} \in G_{k+1}} \sum_{i=1}^n \mathbf{1}_{\mathbf{x}_i \in \mathbf{t}^\sharp} < n^{\frac{1}{2}} \right\} \cup \mathcal{A}^c \\ &\subset (\mathcal{A}_3(k+1, \Delta))^c \cup \mathcal{A}^c. \end{aligned} \quad (\text{A.22})$$

In view of (A.18)–(A.22), we can conclude that  $\mathcal{A}_3(\lfloor c \log n \rfloor + 1, \Delta) \cap \mathcal{A} \subset (\mathbf{B}(\lfloor c \log n \rfloor))^c$ , which establishes property 1) and thus concludes the proof of Lemma 7.

## B.8 Lemma 8 and its proof

**Lemma 8.** *Let  $\delta, c, s$ , and the grid be defined as in the proof of Theorem 5. Let  $0 < \Delta' < \Delta$  be given. Then there exists some constant  $C > 0$  such that on the event  $\mathbf{U}_n$ , it holds that for all large  $n$ , each cell  $\mathbf{t}$  constructed by less than  $c \log n$  cuts and with  $\mathbb{P}(\mathbf{X} \in \mathbf{t}) \geq n^{-\delta}$ , and each cell  $\mathbf{t}'$  constructed by less than  $c \log n + 2$  cuts and with  $\mathbf{t}' \subset \mathbf{t}$ ,*

- 1)  $|(II)_{\mathbf{t}, \mathbf{t}'} - (II)_{\mathbf{t}^\#, (\mathbf{t}')^\#}| \leq Cn^{-\delta}$ ,
- 2)  $|(II)_{\mathbf{t}^\#, (\mathbf{t}')^\#} - (\widehat{II})_{\mathbf{t}^\#, (\mathbf{t}')^\#}| \leq C(n^{-\delta+2s} + n^{-\frac{\Delta'}{4}+2s})$ ,
- 3)  $|(\widehat{II})_{\mathbf{t}^\#, (\mathbf{t}')^\#} - (\widehat{II})_{\mathbf{t}, \mathbf{t}'}| \leq C(n^{-\delta+2s} + n^{-\frac{\Delta'}{4}+2s})$ .

*Proof.* We prove property 2) and the other two properties can be shown using similar arguments. By Condition 2, we have that for each  $n \geq 1$ ,

$$\left| \frac{\sum_{\mathbf{x}_i \in \mathbf{t}} y_i}{\#\{i : \mathbf{x}_i \in \mathbf{t}\}} \right| \mathbf{1}_{\mathbf{U}_n} \leq M_0 + n^s. \quad (\text{A.23})$$

The expressions of  $(II)_{\mathbf{t}^\#, (\mathbf{t}')^\#}$  and  $(\widehat{II})_{\mathbf{t}^\#, (\mathbf{t}')^\#}$  can be found in (15) and (58), respectively. To bound the difference, we consider two cases:  $\mathbb{P}(\mathbf{X} \in \mathbf{t}' \mid \mathbf{X} \in \mathbf{t}) \geq n^{-\delta}$  and  $\mathbb{P}(\mathbf{X} \in \mathbf{t}' \mid \mathbf{X} \in \mathbf{t}) < n^{-\delta}$  separately. By (31) and the choice of  $\Delta$ , it holds that

- a) For all large  $n$  and each  $\mathbf{t}$  with  $\mathbb{P}(\mathbf{X} \in \mathbf{t}) \geq n^{-\delta}$ ,

$$\mathbb{P}(\mathbf{X} \in \mathbf{t}^\#) \geq n^{\Delta-1};$$

- b) For all large  $n$  and each  $\mathbf{t}'$  and  $\mathbf{t}$  with  $\mathbb{P}(\mathbf{X} \in \mathbf{t}' \mid \mathbf{X} \in \mathbf{t}) \geq n^{-\delta}$  and  $\mathbb{P}(\mathbf{X} \in \mathbf{t}) \geq n^{-\delta}$ , respectively,

$$\mathbb{P}(\mathbf{X} \in (\mathbf{t}')^\#) \geq n^{\Delta-1};$$

- c) For all large  $n$  and each  $\mathbf{t}'$  and  $\mathbf{t}$  with  $\mathbb{P}(\mathbf{X} \in \mathbf{t}' \mid \mathbf{X} \in \mathbf{t}) < n^{-\delta}$  and  $\mathbb{P}(\mathbf{X} \in \mathbf{t}) \geq n^{-\delta}$ , respectively,

$$\mathbb{P}(\mathbf{X} \in (\mathbf{t}')^\# \mid \mathbf{X} \in \mathbf{t}^\#) < 2n^{-\delta}.$$

These three claims are useful in the remaining proof.

Let us consider the case of  $\mathbf{t}$  and  $\mathbf{t}'$  with  $\mathbb{P}(\mathbf{X} \in \mathbf{t}' \mid \mathbf{X} \in \mathbf{t}) \geq n^{-\delta}$ . In light of (A.23) and the above three claims, there exists some constant  $C > 0$  such that on event  $\mathbf{U}_n$ , for all large  $n$  and each such  $\mathbf{t}$  and  $\mathbf{t}'$ ,

$$\begin{aligned} & \left| \frac{\#\{i : \mathbf{x}_i \in (\mathbf{t}')^\#\}}{\#\{i : \mathbf{x}_i \in \mathbf{t}^\#\}} \left( \sum_{\mathbf{x}_i \in (\mathbf{t}')^\#} \frac{y_i}{\#\{i : \mathbf{x}_i \in (\mathbf{t}')^\#\}} - \sum_{\mathbf{x}_i \in \mathbf{t}^\#} \frac{y_i}{\#\{i : \mathbf{x}_i \in \mathbf{t}^\#\}} \right) \right. \\ & \quad \left. - \mathbb{P}(\mathbf{X} \in (\mathbf{t}')^\# \mid \mathbf{X} \in \mathbf{t}^\#) \left( \mathbb{E}(Y \mid \mathbf{X} \in (\mathbf{t}')^\#) - \mathbb{E}(Y \mid \mathbf{X} \in \mathbf{t}^\#) \right) \right|^2 \\ & \leq Cn^{-\frac{\Delta'}{4}+2s}. \end{aligned} \quad (\text{A.24})$$

For the other case, it follows from (A.23) and the above three claims that there exists some constant  $C > 0$  such that on event  $\mathbf{U}_n$ , for all large  $n$  and each such  $\mathbf{t}$  and  $\mathbf{t}'$ ,

$$\text{RHS of (A.24)} \leq C(n^{-\delta+2s} + n^{-\frac{\Delta'}{4}+2s}). \quad (\text{A.25})$$

Therefore, combining (A.24)–(A.25) and the expressions (15) and (58) completes the proof of Lemma 8.

## C Additional lemmas and technical details

Let the sample size  $n$ , the depth of tree  $k$ , and  $\Delta > 0$  be given. Define  $G_{n,k}$  (the same definition can be found in (34)) as the set containing all cells constructed by less than  $k + 1$  cuts with cuts all on the grid hyperplanes. We also define  $G_{n,k}(\Delta)$  as the subset of  $G_{n,k}$  such that if  $\mathbf{t} \in G_{n,k}(\Delta)$ , it holds that  $\mathbb{P}(\mathbf{X} \in \mathbf{t}) \geq n^{\Delta-1}$ .

### C.1 Lemma 9 and its proof

To simplify the notation, the complement of an event that depends on some parameters, e.g.,  $\mathcal{A}(\cdot)$ , is denoted as  $\mathcal{A}^c(\cdot)$ . Note that  $\mathcal{A}_i^c(k, \Delta)$ 's are increasing events of integer  $k$ .

**Lemma 9** (Concentration inequalities for conditional mean and probability estimation). *Let  $\frac{1}{2} < \Delta < 1$ ,  $c > 0$ ,  $\delta > 0$ , and  $0 < \Delta' < \Delta$  be given. Assume that Condition 5 holds and there exists some positive  $q$  such that  $q > \frac{4+4\delta}{\Delta}$  and  $\mathbb{E}|\varepsilon_1|^q < \infty$ . Define*

$$\begin{aligned} \mathcal{A}_1^c(k, \Delta) &:= \cup_{\mathbf{t} \in G_{n,k}(\Delta)} \left\{ \left| \frac{\sum_{\mathbf{x}_i \in \mathbf{t}} y_i}{\#\{i : \mathbf{x}_i \in \mathbf{t}\}} - \mathbb{E}(Y \mid \mathbf{X} \in \mathbf{t}) \right| \geq n^{-\frac{\Delta'}{4}} \right\}, \\ \mathcal{A}_2^c(k, \Delta) &:= \cup_{\substack{\mathbf{t} \in G_{n,k-1}(\Delta), \\ \mathbf{t}' \in G_{n,k+1} \\ \mathbf{t}' \subset \mathbf{t}}} \left\{ \left| \frac{\#\{i : \mathbf{x}_i \in \mathbf{t}'\}}{\#\{i : \mathbf{x}_i \in \mathbf{t}\}} - \mathbb{P}(\mathbf{X} \in \mathbf{t}' \mid \mathbf{X} \in \mathbf{t}) \right| \geq n^{-\frac{\Delta'}{4}} \right\}, \\ \mathcal{A}_3^c(k, \Delta) &:= \cup_{\mathbf{t} \in G_{n,k}(\Delta)} \left\{ \#\{i : \mathbf{x}_i \in \mathbf{t}\} < n^{\frac{1}{2}} \right\}. \end{aligned}$$

Then for all large  $n$ , we have

$$\begin{aligned} \mathbb{P}(\mathcal{A}_1^c(\lfloor c \log n \rfloor + 1, \Delta)) &\leq n^{-\delta}, \\ \mathbb{P}(\mathcal{A}_2^c(\lfloor c \log n \rfloor + 1, \Delta)) &\leq n^{-\delta}, \\ \mathbb{P}(\mathcal{A}_3^c(\lfloor c \log n \rfloor + 1, \Delta)) &\leq n^{-\delta}. \end{aligned} \quad (\text{A.26})$$

*Proof.* For each  $n \geq 1$  and  $k \geq 1$ , it holds that

$$\begin{aligned}
& \mathbb{P}(\mathcal{A}_1^c(k, \Delta)) \\
&= \mathbb{P}\left(\mathcal{A}_1^c(k, \Delta) \cap \left(\bigcap_{i=1}^n \{|\varepsilon_i| \leq n^{\frac{\Delta'}{4}}\}\right)\right) + \mathbb{P}\left(\mathcal{A}_1^c(k, \Delta) \cap \left(\bigcup_{i=1}^n \{|\varepsilon_i| > n^{\frac{\Delta'}{4}}\}\right)\right) \\
&= \mathbb{P}\left(\left(\bigcup_{\mathbf{t} \in G_{n,k}(\Delta)} \mathbf{E}(\mathbf{t})\right) \cap \left(\bigcap_{i=1}^n \{|\varepsilon_i| \leq n^{\frac{\Delta'}{4}}\}\right)\right) \\
&\quad + \mathbb{P}\left(\mathcal{A}_1^c(k, \Delta) \cap \left(\bigcup_{i=1}^n \{|\varepsilon_i| > n^{\frac{\Delta'}{4}}\}\right)\right) \\
&\leq \sum_{\mathbf{t} \in G_{n,k}(\Delta)} \mathbb{P}(\mathbf{E}(\mathbf{t})) + \sum_{i=1}^n \mathbb{P}\left(|\varepsilon_i| > n^{\frac{\Delta'}{4}}\right) \\
&\leq \sum_{\mathbf{t} \in G_{n,k}(\Delta)} \sum_{\mathcal{B}} \mathbb{P}\left(\{i : \mathbf{x}_i \in \mathbf{t}\} = \mathcal{B}\right) \mathbb{P}\left(\mathbf{E}(\mathbf{t}) \mid \{i : \mathbf{x}_i \in \mathbf{t}\} = \mathcal{B}\right) \\
&\quad + \sum_{i=1}^n \mathbb{P}\left(|\varepsilon_i| > n^{\frac{\Delta'}{4}}\right),
\end{aligned} \tag{A.27}$$

where  $\mathcal{B}$  is summing over all possible subsets of  $\{1, \dots, n\}$  and

$$\mathbf{E}(\mathbf{t}) := \left\{ \left| \frac{\sum_{\mathbf{x}_i \in \mathbf{t}} \left(m(\mathbf{x}_i) + \varepsilon_i \mathbf{1}_{|\varepsilon_i| \leq n^{\frac{\Delta'}{4}}}\right)}{\#\{i : \mathbf{x}_i \in \mathbf{t}\}} - \mathbb{E}(Y \mid \mathbf{X} \in \mathbf{t}) \right| \geq n^{-\frac{\Delta'}{4}} \right\}.$$

By Condition 5, Lemma 10 in Section C.2, (34), and separating the summation into the first part such that  $\#\mathcal{B} \geq \frac{1}{2}n^\Delta$  and the second part which includes all other possibilities, we can show that for all large  $n$  and each  $1 \leq k \leq c \log n + 1$ ,

$$\begin{aligned}
\text{(A.27)} &\leq \sum_{\mathbf{t} \in G_{n,k}(\Delta)} \left( 2 \exp\left(\frac{-n^{\Delta' - \Delta}}{4}\right) + \mathbb{P}\left(\sum_{i=1}^n \mathbf{1}_{\mathbf{x}_i \in \mathbf{t}} < \frac{1}{2}n^\Delta\right) \right) \\
&\quad + \sum_{i=1}^n \mathbb{P}\left(|\varepsilon_i| > n^{\frac{\Delta'}{4}}\right) \\
&\leq n^{-\delta},
\end{aligned} \tag{A.28}$$

which establishes the first inequality. The other two inequalities can be shown in a similar fashion, which concludes the proof of Lemma 9.

## C.2 Lemma 10 and its proof

**Lemma 10.** *Assume that Condition 5 holds. Then for each  $n \geq 1$ ,  $\Delta > 0$ , and  $\mathbf{t}$  such that  $\mathbb{P}(\mathbf{X} \in \mathbf{t}) \geq n^{\Delta-1}$ , we have*

$$\mathbb{P}\left(\sum_{i=1}^n \mathbf{1}_{\mathbf{x}_i \in \mathbf{t}} \leq n^\Delta - \sqrt{n}(\log n)^{1+\frac{\Delta}{2}}\right) \leq 2 \exp\left(\frac{-(\log n)^{2+\Delta}}{2}\right). \tag{A.29}$$

For all large  $n$ , we also have that for each  $\mathcal{B} \subset \{1, \dots, n\}$ ,  $\mathbf{t}$  and  $\mathbf{t}'$  with  $\mathbf{t}' \subset \mathbf{t} \subset \mathbf{t}_0$ ,  $\Delta > 0$ , and  $t > 0$ ,

$$\begin{aligned} & \mathbb{P} \left( \left| \frac{\sum_{i \in \mathcal{B}} \left( \mathbb{E}(Y \mid \mathbf{X} \in \mathbf{t}) - \left( m(\mathbf{x}_i) + \varepsilon_i \mathbf{1}_{|\varepsilon_i| \leq n^\Delta} \right) \right)}{\#\mathcal{B}} \right| \geq t \mid \{i : \mathbf{x}_i \in \mathbf{t}\} = \mathcal{B} \right) \\ & \leq 2 \exp \left( \frac{-t^2 \#\mathcal{B}}{2n^{2\Delta}} \right), \\ & \mathbb{P} \left( \left| \frac{\sum_{i \in \mathcal{B}} \left( \mathbb{P}(\mathbf{X} \in \mathbf{t}' \mid \mathbf{X} \in \mathbf{t}) - \mathbf{1}_{\mathbf{x}_i \in \mathbf{t}'} \right)}{\#\mathcal{B}} \right| \geq t \mid \{i : \mathbf{x}_i \in \mathbf{t}\} = \mathcal{B} \right) \\ & \leq 2 \exp \left( \frac{-t^2 \#\mathcal{B}}{2} \right). \end{aligned} \tag{A.30}$$

*Proof.* Observe that by Condition 5 and Hoeffding's inequality, it holds that for each  $\Delta > 0$ ,  $n \geq 1$ , and  $\mathbf{t} \subset \mathbf{t}_0$ ,

$$\mathbb{P} \left( \left| n^{-1} \sum_{i=1}^n \left( \mathbf{1}_{\mathbf{x}_i \in \mathbf{t}} - \mathbb{P}(\mathbf{X} \in \mathbf{t}) \right) \right| \geq \frac{(\log n)^{1+\frac{\Delta}{2}}}{\sqrt{n}} \right) \leq 2 \exp \left( \frac{-(\log n)^{2+\Delta}}{2} \right).$$

By some algebraic manipulation, we can establish the probability bound in (A.29). Moreover, it follows from Condition 5 that for each  $1 \leq i \leq n$ ,  $\Delta > 0$ , and  $\mathbf{t} \subset \mathbf{t}_0$ ,

$$\mathbb{E} \left( \mathbb{E}(Y \mid \mathbf{X} \in \mathbf{t}) - \left( m(\mathbf{x}_i) + \varepsilon_i \mathbf{1}_{|\varepsilon_i| \leq n^\Delta} \right) \mid \mathbf{x}_i \in \mathbf{t} \right) = 0,$$

which along with Hoeffding's inequality leads to the first probability bound in (A.30). The second one in (A.30) can also be shown using similar arguments, which completes the proof of Lemma 10.

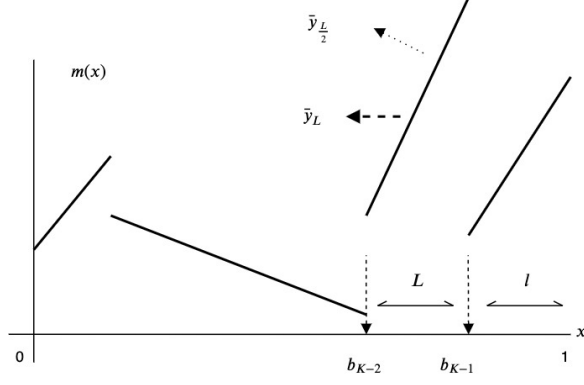
### C.3 Verifying Conditions 1–2 and 6 for Example 3

Since we have independent covariates and  $s$  is fixed, we only need to consider the one-dimensional cases. Define function  $m(\cdot)$  as

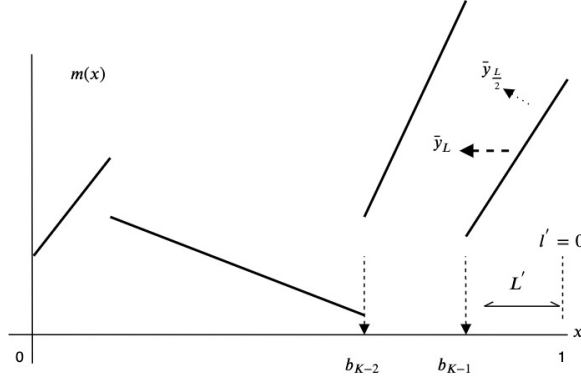
$$m(x) := \sum_{k=1}^K h_k(x) \mathbf{1}_{[b_{k-1}, b_k]}$$

for some positive integer  $K \geq 1$ . We want to show that conditional on each cell  $\mathbf{t} \subset [0, 1]$ , there exists a cut that can reduce the approximation error by a significant amount, which is only required to be in proportional to the length of  $\mathbf{t}$  due to the uniform distribution assumption. The first step is to show that conditional on the cell  $[0, 1]$  (i.e., unconditional), there exists such a cut. The case when  $K = 1$  is simple. In what follows, we analyze the cases when  $K \geq 2$  and  $h_k$ 's are with finite nonzero slopes.

Let  $l := b_K - b_{K-1}$  and  $L := b_{K-1} - b_{K-2}$ . Let  $B := \sup m$  and  $r$  be the minimum slope of these  $K$  linear functions. Denote by  $\bar{y}$  the mean,  $\bar{y}_L$  the mean conditional on  $[b_{K-2}, b_{K-1}]$ ,



(a) If  $l$  is sufficiently small, we consider the cuts at the dashed or dotted points.



(b) If  $l$  is large, we consider the case with an imaginary linear function with  $l' = 0$ .

Figure 2: A piecewise linear function  $m$ . Note that due to the nature of cells, when calculating the approximation error conditional on a cell  $\mathbf{t}$  instead of  $[0, 1]$ , at least one of the second and the first from the right linear functions has horizontal length in proportional to  $\mathbf{t}$ .

$\bar{y}_{L/2}$  the mean conditional on  $\left[\frac{b_{K-2}+b_{K-1}}{2}, b_{K-1}\right]$ , and  $\bar{y}_l$  the mean conditional on  $[b_{K-1}, b_K]$ . A graphical example illustrating the notation is shown in Figure 2(a).

Note that

$$\mathbb{E}(m \mid \mathbf{X} \in [b_{K-2}, b_K]) = \frac{\bar{y}_L L + \bar{y}_l l}{L + l}.$$

Let  $\mathbf{t}'$  be one of the daughter cells resulting from the cut at  $b_{K-2}$ . By the assumption on the covariates distribution, we deduce

$$\begin{aligned} (II)_{[0,1],\mathbf{t}'} &\geq \left( \frac{\bar{y}_L L + \bar{y}_l l}{L + l} - \bar{y} \right)^2 L \\ &= \left( \frac{\bar{y}_L L + \bar{y}_l l}{L + l} - \bar{y}_L + \bar{y}_L - \bar{y} \right)^2 L \\ &\geq \left( (\bar{y}_L - \bar{y})^2 - 2|\bar{y}_L - \bar{y}| \left| \frac{\bar{y}_L L + \bar{y}_l l}{L + l} - \bar{y}_L \right| - \left( \frac{\bar{y}_L L + \bar{y}_l l}{L + l} - \bar{y}_L \right)^2 \right) L \\ &\geq \left( (\bar{y}_L - \bar{y})^2 - 2|\bar{y}_L - \bar{y}| \left( 2B \frac{l}{L} \right) - \left( 2B \frac{l}{L} \right)^2 \right) L. \end{aligned} \tag{A.31}$$

In light of (A.31), if  $|\bar{y}_L - \bar{y}| > c$  and  $l < \frac{cL}{6B}$ , it holds that

$$(II)_{[0,1],\mathbf{t}'} > \frac{2c^2L}{9}. \quad (\text{A.32})$$

Let  $\mathbf{t}'$  be one of the daughter cells resulting from the cut at  $\frac{b_{K-2}+b_{K-1}}{2}$ . Note that

$$|\bar{y}_{\frac{L}{2}} - \bar{y}_L| \geq \frac{L}{4}r \quad (\text{A.33})$$

and

$$\mathbb{E} \left( m \mid \mathbf{X} \in \left[ \frac{b_{K-2} + b_{K-1}}{2}, b_K \right] \right) = \frac{\bar{y}_{\frac{L}{2}} \frac{L}{2} + \bar{y}_L l}{\frac{L}{2} + l}.$$

It follows that

$$\begin{aligned} (II)_{[0,1],\mathbf{t}'} &\geq \left( \frac{\bar{y}_{\frac{L}{2}} \frac{L}{2} + \bar{y}_L l}{\frac{L}{2} + l} - \bar{y}_{\frac{L}{2}} + \bar{y}_{\frac{L}{2}} - \bar{y} \right)^2 L \\ &\geq \left( (\bar{y}_{\frac{L}{2}} - \bar{y})^2 - 2|\bar{y}_{\frac{L}{2}} - \bar{y}| \left| \frac{\bar{y}_{\frac{L}{2}} \frac{L}{2} + \bar{y}_L l}{\frac{L}{2} + l} - \bar{y}_{\frac{L}{2}} \right| - \left( \frac{\bar{y}_{\frac{L}{2}} \frac{L}{2} + \bar{y}_L l}{\frac{L}{2} + l} - \bar{y}_{\frac{L}{2}} \right)^2 \right) L \quad (\text{A.34}) \\ &\geq \left( (\bar{y}_{\frac{L}{2}} - \bar{y})^2 - 2|\bar{y}_{\frac{L}{2}} - \bar{y}|(4B \frac{l}{L}) - (4B \frac{l}{L})^2 \right) L. \end{aligned}$$

Then by (A.33) and (A.34), if  $|\bar{y}_L - \bar{y}| \leq c$  and  $l$  such that  $l < \frac{L}{12B} (\frac{Lr}{4} - c)$ , we have

$$(II)_{[0,1],\mathbf{t}'} > \left( \frac{2(\frac{Lr}{4} - c)^2}{9} \right) L. \quad (\text{A.35})$$

Set  $c_1 = \frac{Lr}{8}$  and  $c_2 := \frac{L^2r}{96B}$ . It follows from (A.32) and (A.35) that for  $l < c_2$ , there is a guaranteed minimum learned variance  $\frac{L^3r^2}{288}$  by the best cut, which is at least the better one of the cuts at  $b_{K-2}$  and  $\frac{b_{K-2}+b_{K-1}}{2}$ . For  $l > c_2$ , let us consider the cuts at the first from the right linear function and repeat the same arguments. It is essentially the case when  $L' \geq c_2$  and  $l' = 0$  (see also Figure 2(b)), and hence the minimum learned variance is  $\frac{(L')^3r^2}{288}$ . In conclusion, the impurity decrease for the best cut is at least

$$\max\left\{ \min\left\{ \frac{L^3r^2}{288}, \frac{c_2^3r^2}{288} \right\}, \frac{(L')^3r^2}{288} \right\}.$$

Observe the fact that due to the nature of cells, at least one of the first and the second linear functions has length in proportional to the conditional cells. Specifically, we denote the conditional horizontal lengths of the first and second linear functions as  $l_{\mathbf{t}}$  and  $L_{\mathbf{t}}$ , respectively. Then we have

$$\frac{l_{\mathbf{t}}}{|\mathbf{t}|} \geq \min\left\{ \frac{1}{2}, b_K - b_{K-1} \right\} \quad \text{or} \quad \frac{L_{\mathbf{t}}}{|\mathbf{t}|} \geq \min\left\{ \frac{1}{2}, b_{K-1} - b_{K-2} \right\} \quad \text{or both.}$$



As a result, it holds that conditional on each cell  $\mathbf{t} \subset [0, 1]$ , the impurity decrease is at least

$$\min_{L=L'=\min\{b_K-b_{K-1}, b_{K-1}-b_{K-2}\}} \left\{ \frac{L^3 r^2}{288}, \frac{c_2^3 r^2}{288}, \frac{(L')^3 r^2}{288} \right\} \times \text{Var}(m \mid \mathbf{X} \in \mathbf{t}). \quad (\text{A.36})$$

Thus Condition 1 is satisfied with  $q_1 = 1$  and  $\alpha_1$  defined as the inverse of the coefficient in (A.36).

Finally, the cases allowing for zero slopes can also be proved using similar arguments. The other conditions are satisfied trivially.

#### C.4 Verifying Conditions 1–2 and 6 for Example 4

It is easy to see that Condition 2 is satisfied. To verify Condition 1, we need the following calculations. Let a cell  $\mathbf{t}$  and a direction  $j$  be given. By (23), we can define  $x_{\mathbf{t}}^* \in \mathbf{t}_j$  such that

$$m_j(x_{\mathbf{t}}^*) = \mathbb{E} \left[ m_j(X_j) \mid X_j \in \mathbf{t}_j \right].$$

Also we define  $\mathbf{t}'$  such that

$$\mathbf{t}'_j := \begin{cases} [x_{\mathbf{t}}^*, \sup \mathbf{t}_j], & \text{if } \sup \mathbf{t}_j - x_{\mathbf{t}}^* \geq x_{\mathbf{t}}^* - \inf \mathbf{t}_j, \\ [\inf \mathbf{t}_j, x_{\mathbf{t}}^*], & \text{otherwise.} \end{cases}$$

Then it follows from (22), (23), and some simple calculations that there exists some constant  $c > 0$  such that for each cell  $\mathbf{t}$ ,

$$\min\{\sup \mathbf{t}_j - x_{\mathbf{t}}^*, x_{\mathbf{t}}^* - \inf \mathbf{t}_j\} > c|\mathbf{t}_j|,$$

and thus

$$\min\{\sup \mathbf{t}'_j - x_{\mathbf{t}'}^*, x_{\mathbf{t}'}^* - \inf \mathbf{t}'_j\} > c|\mathbf{t}'_j| \geq \frac{1}{2}c|\mathbf{t}_j|.$$

This entails that

$$|x_{\mathbf{t}}^* - x_{\mathbf{t}'}^*| > \frac{1}{2}c|\mathbf{t}_j|.$$

By this result and (23), we have that for each cell  $\mathbf{t}$ ,

$$\left( \mathbb{E}(m_j(X_j) \mid X_j \in \mathbf{t}'_j) - \mathbb{E}(m_j(X_j) \mid X_j \in \mathbf{t}_j) \right)^2 = |x_{\mathbf{t}}^* - x_{\mathbf{t}'}^*|^2 \geq (m_s \frac{1}{2}c|\mathbf{t}_j|)^2.$$

Moreover, by the definition of  $\mathbf{t}'$  and (22), it holds that for each cell  $\mathbf{t}$ ,

$$\mathbb{P}(X_j \in \mathbf{t}'_j \mid X_j \in \mathbf{t}_j) \geq \frac{1}{2} \frac{m_f}{M_f + m_f}.$$

From these results, we see that for each cell  $\mathbf{t}$ ,

$$(II)_{\mathbf{t}, \mathbf{t}^*} \geq (II)_{\mathbf{t}, \mathbf{t}'} \geq \frac{m_f c^2 m_s^2}{8(M_f + m_f)} |\mathbf{t}_j|^2. \quad (\text{A.37})$$

By the independence assumption and the additive regression function structure, we have

$$\text{Var}(Y \mid \mathbf{X} \in \mathbf{t}) = \sum_{j \in S^*} \mathbb{E}_{\mathbf{t}_j} (m_j(X_j) - \mathbb{E}_{\mathbf{t}_j}(m_j(X_j)))^2 \leq \sum_{j \in S^*} (M_s | \mathbf{t}_j|^2). \quad (\text{A.38})$$

Thus in view of (A.37) and (A.38), Condition 1 with  $q_1 = 1$  is satisfied.

Finally, we establish Condition 6. Using the structure of the additive regression function, we can deduce

$$\begin{aligned} & \text{Var}(Y \mid X_s, s \in \{1, \dots, p\} \setminus \{j\}) \\ &= \mathbb{E} \left[ \left( m_j - \mathbb{E} \left( m_j \mid X_s, s \in \{1, \dots, p\} \setminus \{j\} \right) \right)^2 \mid X_s, s \in \{1, \dots, p\} \setminus \{j\} \right]. \end{aligned}$$

Therefore, the requirement is

$$\min_{j \in S^*} \mathbb{E} \left[ \left( m_j - \mathbb{E} \left( m_j \mid X_s, s \in \{1, \dots, p\} \setminus \{j\} \right) \right)^2 \right] > 0$$

and the assumptions of independence and  $\min_{j \in S^*} \text{Var}(m_j(\mathbf{X}_j)) > 0$  satisfy such a requirement.

### C.5 Verifying Conditions 1–2 and 6 for Example 5

Observe that Condition 2 is satisfied obviously. To verify Condition 1, let  $\mathbf{t} := \times_{j=1}^p \mathbf{t}_j \subset \mathbf{t}_0$  be given and define  $\mathbf{H}_t := (\mathbf{a} \cap \mathbf{t}_1) \times (\mathbf{b} \cap \mathbf{t}_2) \times_{j=3}^p \mathbf{t}_j$ . It holds that

$$\mathbf{t} \setminus \mathbf{H}_t = ((\mathbf{t}_1 \setminus \mathbf{a}) \times \mathbf{b} \times_{j=3}^p \mathbf{t}_j) \cup (\mathbf{a} \times (\mathbf{t}_2 \setminus \mathbf{b}) \times_{j=3}^p \mathbf{t}_j) \cup ((\mathbf{t}_1 \setminus \mathbf{a}) \times (\mathbf{t}_2 \setminus \mathbf{b}) \times_{j=3}^p \mathbf{t}_j). \quad (\text{A.39})$$

In what follows, we construct  $\mathbf{t}' \subset \mathbf{t}$  such that

- 1)  $\mathbb{P}_t(\mathbf{X} \in \mathbf{t}') \geq \frac{1}{4} \mathbb{P}_t(\mathbf{X} \in \mathbf{t} \setminus \mathbf{H}_t)$ ,
- 2)  $\mathbf{t}'$  and  $\mathbf{t} \setminus \mathbf{t}'$  are two daughter cells of  $\mathbf{t}$ .

In order that  $\mathbf{t}'$  is one of the daughter cells of  $\mathbf{t}$ ,  $\mathbf{t}'$  is constructed by cutting  $\mathbf{t}$  once. We consider four such cells

$$\begin{aligned} \mathbf{t}'_1 &= ([\sup \mathbf{a}, 1] \cap \mathbf{t}_1) \times_{j=2}^p \mathbf{t}_j, \\ \mathbf{t}'_2 &= ([0, \inf \mathbf{a}] \cap \mathbf{t}_1) \times_{j=2}^p \mathbf{t}_j, \\ \mathbf{t}'_3 &= \mathbf{t}_1 \times ([\sup \mathbf{b}, 1] \cap \mathbf{t}_2) \times_{j=3}^p \mathbf{t}_j, \\ \mathbf{t}'_4 &= \mathbf{t}_1 \times ([0, \inf \mathbf{b}] \cap \mathbf{t}_2) \times_{j=3}^p \mathbf{t}_j. \end{aligned} \quad (\text{A.40})$$

Comparing (A.39) and (A.40), we see that

$$\begin{aligned} \mathbf{t}'_1 \cup \mathbf{t}'_2 &\supset ((\mathbf{t}_1 \setminus \mathbf{a}) \times \mathbf{b} \times_{j=3}^p \mathbf{t}_j) \cup ((\mathbf{t}_1 \setminus \mathbf{a}) \times (\mathbf{t}_2 \setminus \mathbf{b}) \times_{j=3}^p \mathbf{t}_j), \\ \mathbf{t}'_3 \cup \mathbf{t}'_4 &\supset (\mathbf{a} \times (\mathbf{t}_2 \setminus \mathbf{b}) \times_{j=3}^p \mathbf{t}_j) \cup ((\mathbf{t}_1 \setminus \mathbf{a}) \times (\mathbf{t}_2 \setminus \mathbf{b}) \times_{j=3}^p \mathbf{t}_j), \end{aligned}$$

and hence

$$\cup_{i=1}^4 \mathbf{t}'_i \supset \mathbf{t} \setminus \mathbf{H}_t.$$

This implies that there exists some  $\mathbf{t}' \in \{\mathbf{t}'_1, \dots, \mathbf{t}'_4\}$  such that

$$\mathbb{P}_t(\mathbf{X} \in \mathbf{t}') \geq \frac{1}{4} \mathbb{P}_t(\mathbf{X} \in \mathbf{t} \setminus \mathbf{H}_t). \quad (\text{A.41})$$

Let us fix such  $\mathbf{t}'$ . Observe that

$$\begin{aligned} \mathbb{E}(Y \mid \mathbf{X} \in \mathbf{t}') &= 0, \\ \mathbb{E}(Y \mid \mathbf{X} \in \mathbf{t}) &= \frac{\mathbb{P}(\mathbf{X} \in \mathbf{H}_t \cap \mathbf{t})}{\mathbb{P}(\mathbf{X} \in \mathbf{t})}. \end{aligned} \quad (\text{A.42})$$

In light of (A.42), we can write  $(II)_{\mathbf{t}, \mathbf{t}'}$  as

$$\begin{aligned} (II)_{\mathbf{t}, \mathbf{t}'} &= \left( \mathbb{E}(Y \mid \mathbf{X} \in \mathbf{t}') - \mathbb{E}(Y \mid \mathbf{X} \in \mathbf{t}) \right)^2 \mathbb{P}_t(\mathbf{X} \in \mathbf{t} \setminus \mathbf{t}') \\ &\quad + \left( 0 - \mathbb{E}(Y \mid \mathbf{X} \in \mathbf{t}) \right)^2 \mathbb{P}_t(\mathbf{X} \in \mathbf{t}'). \end{aligned}$$

It follows from this result, (A.41), and (A.42) that

$$(II)_{\mathbf{t}, \mathbf{t}'} \geq \left( \mathbb{E}(Y \mid \mathbf{X} \in \mathbf{t}) \right)^2 \mathbb{P}_t(\mathbf{X} \in \mathbf{t}') \geq \left( \frac{\mathbb{P}(\mathbf{X} \in \mathbf{H}_t \cap \mathbf{t})}{\mathbb{P}(\mathbf{X} \in \mathbf{t})} \right)^2 \frac{\mathbb{P}_t(\mathbf{X} \in \mathbf{t} \setminus \mathbf{H}_t)}{4}. \quad (\text{A.43})$$

On the other hand, the conditional variance can be calculated directly as

$$\begin{aligned} \text{Var}(Y \mid \mathbf{X} \in \mathbf{t}) &= (1 - \mathbb{E}(Y \mid \mathbf{X} \in \mathbf{t}))^2 \mathbb{P}_t(\mathbf{X} \in \mathbf{H}_t \cap \mathbf{t}) \\ &\quad + (0 - \mathbb{E}(Y \mid \mathbf{X} \in \mathbf{t}))^2 \mathbb{P}_t(\mathbf{X} \in \mathbf{t} \setminus \mathbf{H}_t) \\ &= \left( \frac{\mathbb{P}(\mathbf{X} \in \mathbf{t} \setminus \mathbf{H}_t)}{\mathbb{P}(\mathbf{X} \in \mathbf{t})} \right)^2 \mathbb{P}_t(\mathbf{X} \in \mathbf{H}_t \cap \mathbf{t}) \\ &\quad + \left( \frac{\mathbb{P}(\mathbf{X} \in \mathbf{H}_t \cap \mathbf{t})}{\mathbb{P}(\mathbf{X} \in \mathbf{t})} \right)^2 \mathbb{P}_t(\mathbf{X} \in \mathbf{t} \setminus \mathbf{H}_t). \end{aligned} \quad (\text{A.44})$$

Thus from (A.43) and (A.44), we see that Condition 1 with  $q_1 = 2$  is satisfied.

To show Condition 6, we note that if for  $j = 1, 2$ , conditional on  $\mathbf{X}_{-j}$ ,  $X_j$  has a distribution with nonvanishing density, then there exists some  $\varepsilon > 0$  such that on event  $\{X_1 \in \mathbf{a}\}$ ,

$$\varepsilon < \mathbb{E}(m(\mathbf{X}) \mid \mathbf{X}_{-2}) < 1 - \varepsilon.$$

Then it follows that

$$\mathbb{E} \left( \text{Var} \left( Y \mid X_s, s \in \{1, \dots, p\} \setminus \{2\} \right) \right) \geq \mathbb{E} \left( \varepsilon^2 \mathbf{1}_{X_1 \in \mathbf{a}} \right) \geq \varepsilon^2 \mathbb{P}(X_1 \in \mathbf{a}).$$

We can also obtain a similar result for leaving out the first feature and therefore the assumption is satisfied.