

# SGX-SSD: A Policy-based Versioning SSD with Intel SGX

Jinwoo Ahn<sup>1</sup>, Seungjin Lee<sup>1</sup>, Jinhoon Lee<sup>1</sup>, Yungwoo Ko<sup>1</sup>, Donghyun Min<sup>1</sup>  
Junghee Lee<sup>2</sup>, Youngjae Kim<sup>1</sup>

<sup>1</sup>Sogang University, <sup>2</sup>Korea University, Seoul, Republic of Korea

## Abstract

This paper demonstrates that SSDs, which perform device-level versioning, can be exposed to data tampering attacks when the retention time of data is less than the malware's dwell time. To deal with that threat, we proposed SGX-SSD, a SGX-based versioning SSD which selectively preserves file history based on the given policy. The proposed system adopts Intel SGX to implement the version policy management system that is safe from high-privileged malware. Based on the policy, only the necessary data is selectively preserved in SSD that prevents files with less priority from wasting space and also ensures the integrity of important files.

## 1 Introduction

Recently, malware corruption attacks are becoming more astute, such as ransomware [10, 11, 22, 27] and wiper [2, 7, 16, 31]. Most of them use the latest exploit techniques to escalate privilege [6] and compromise the system [21, 22, 25]. Moreover, to eliminate the possibility of data restoration, they neutralize the existing software-based backup system by performing attacks aiming the software backup device that is connected locally or remotely [13, 14, 22].

To overcome this problem, recent studies have moved their attention from the host side software-based backup system, which can be compromised, to safely versioning the data inside a device [3, 15, 23, 26, 32]. These studies commonly protect the integrity of data by retaining the past version of data inside SSD<sup>1</sup>. Since SSD firmware is isolated from the host, compromising the versioning system inside SSD is almost impossible even though malware escalates its privilege [15, 32].

Project Almanac [32] is a state-of-art versioning SSD that preserves all the data updated by a user for a certain period. However, Project Almanac has a critical security issue. To explain this problem in a more comprehensive way, we define the terms pertaining to versioning in Table 1. In Project Almanac, every data page shares the same Retention Time (RT). Thus, when the RT value is altered by Project Almanac, all pages will get the newly defined RT value. Since every page has the same RT value, important files and less important files

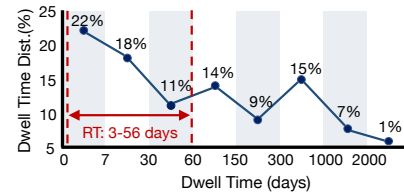


Figure 1: Global Dwell Time Distribution of Malware [12].

will have the same RT, which is a limitation of the system. Too high RT value leads to higher space overhead due to versioning, while too low RT value introduces a risk of data integrity violation by malware. Project Almanac can dynamically control the RT by the predefined algorithm, while guaranteeing at least 3 days of RT to prevent data retention time from becoming too short. When SSD lacks of space due to too many old versions (OV), Project Almanac implements the retrieving mechanism that reclaims the older ones.

Figure 1 shows the statistical distribution of malware Dwell Time (DT). As shown in the graph, over 50% of attacks have 60 days or longer DT. In Project Almanac, however, data integrity is not guaranteed if DT is greater than RT. For instance, malware can execute a Delayed Attack<sup>2</sup>. Assume that ransomware successfully evades detection and breaks into a host system, and encrypts the data that has 3 days of RT. Afterward, malware can circumvent detection and stay for 4 days (DT=4days). During that time, when the user requests to read the data, it deceives the user by decrypting the encrypted data and handing it over to the user. At the 4th day, the user will realize the lost data, which is too late for the user, and request data restoration to Project Almanac. However, since the original data in Project Almanac is reclaimed due to expired RT, there is no way for the user other than paying a ransom.

**Main Idea:** The essence of Project Almanac's problem is that the space consumption of the OV increases to provide the same RT for all data. To mitigate this, the minimum RT is set short, but the integrity of all data cannot be guaranteed for malware with 3 days or longer DT. To solve this problem, we propose SGX-SSD, which is a policy-based file versioning

<sup>1</sup>In this paper, this device is called a versioning SSD.

<sup>2</sup>The Delayed Attack [33] is a data corruption attack that aims the data's OV to expire, which cannot be restored.

Term	Description
Retention Time (RT)	Period to guarantee recovery after data becomes invalid
Dwell Time (DT)	The period of time between malware executing within an environment and it being detected
Old Version (OV)	Previous version of data that is preserved for recovery

Table 1: Definition of Terms for Versioning Systems.

SSD. In SSD firmware, rather than applying the same policy to all files, the version policy is selectively applied to the files based on the importance specified by the user. SGX-SSD consists of following two important software/hardware components (SPM, PV-SSD).

- **SGX-based Secure Policy Manager (SPM):** It is a SGX-based policy manager for the safe policy management. Trusted Communication Channel is implemented to safely transfer user configurations to SSD.
- **Policy-based File Versioning SSD (PV-SSD):** SSD does not have a file semantic inside. The policy-based file versioning SSD perceives the file semantic to perform file-based versioning and restoration based on the policy.

SGX-SSD removes unnecessary waste of space that results from preserving the history of low-priority files. By using the secured space, it guarantees the integrity of important files by preserving file history with safe policy.

## 2 Background

### 2.1 Intel SGX and Versioning SSD

Intel SGX [9] is an instruction set provided by Intel Processor of Skylake or higher. Through the Trusted Execution Environment (TEE) called Enclave, SGX ensures the confidentiality and integrity of applications even when the OS is compromised. The software developer divides the application into untrusted parts and enclave parts, and implements the interface between the two parts. The untrusted part calls the enclave through ECALL, and the enclave calls the untrusted part through OCALL. For using hardware resources, since the enclave cannot directly call system calls, it should execute OCALL first and request the untrusted part to call the system call. Accordingly, when the OS is compromised, there is a limitation that SGX cannot trust user inputs through the user interface (UI). To overcome this, Aurora [19] uses System Management Mode (SMM), another privileged mode provided by the processor, to ensure secure I/O between the enclave and UI.

A NAND flash-based SSD [8] logs user data to a physical address in hardware. Since the SSD firmware is isolated from the host system, privileged malware cannot read or tamper with it [5, 15, 32]. In addition, it is less vulnerable from malware because it has a much smaller trusted computing base (TCB) compared to the OS kernel and other software-based solutions [15, 32]. Versioning SSDs [3, 15, 23, 26, 32] utilize these characteristics of SSDs to perform safe versioning from high-privileged malware attacks. In particular, by utilizing the out-of-place update characteristics of the SSD, they create an old version inside the SSD without additional copying, so no additional device is required.

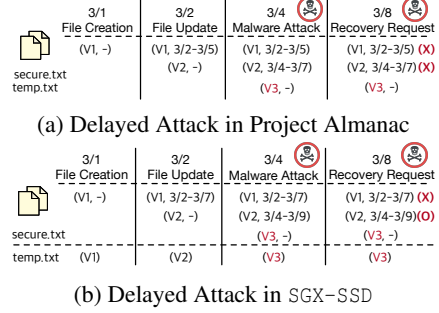


Figure 2: Examples of Delayed Attack Scenarios.

### 2.2 Motivation: Integrity Vulnerability

When using a versioning SSD such as Project Almanac, the user requests data recovery from the SSD only after malware is detected. In this environment, if malware having DT longer than the minimum RT of Project Almanac (default: 3 days) invades the host system, Project Almanac can not guarantee the integrity of the whole storage data. The reason is that at the time of detecting the malware, the RT of the OV has already expired, so the OV can not be recovered.

Figure 2(a) shows a scenario in which malware performs a delayed attack in Project Almanac. Suppose `secure.txt` is an important file to be protected by the user, and `temp.txt` is a temporary file that does not need to be protected. Assume that the malware's DT is 4 days, and that Project Almanac's minimum RT is 3 days. In addition, it is assumed that the host system has a high I/O intensity, so that the Project Almanac's RT converges to the minimum RT. Also, malware can intentionally perform a lot of I/O to lower Project Almanac's RT value. The user creates files (`secure.txt` and `temp.txt`) on 3/1 in the Project Almanac environment and updates the files on 3/2. At this point, the file data (V1) generated on 3/1 becomes the OV, and the newly updated data (V2) becomes valid data. In 3/4, malware with a DT of 4 days invades the host system and encrypts the files (`secure.txt` and `temp.txt`). At this time, there are two OV (V1, V2) on the SSD, and the data (V3) encrypted by malware becomes valid data. RT of V1 ends at 3/5, and RT of V2 ends at 3/7, and V1 and V2 are erased. The user detects malware at 3/8 and tries to recover data. However, since the data (V1, V2) stored before the malware invasion does not remain on the SSD, both `secure.txt` and `temp.txt` fail to be recovered.

Figure 2(b) describes a scenario where malware performs a delayed attack in SGX-SSD. It is assumed that the user sets the RT of the important `secure.txt` to 5 days, and RT is not set in `temp.txt` because its importance is low. The user updates the data with the flow described above, and the malware attempts to encrypt it in the same way. At 3/8 when malware is detected, the user requests data recovery. `temp.txt` cannot be recovered because there is no OV. On the other hand, `secure.txt` has RT of 5 days, and V2 has not yet expired. Therefore, the user can recover `secure.txt` to the point in time before the malware entered. In addition, on 3/8, Project Almanac has two versions of `secure.txt` and `temp.txt`, so there are a total of four OV. On the other hand, SGX-SSD

does not have the OV of `temp.txt`, so it only has 2 OVs. This shows that the space resources obtained by reducing the RT of the less important file (`temp.txt`) can be used to protect the important file (`secure.txt`) for a longer period.

The characteristic of Project Almanac is that it is an SSD that preserves the state (State-Preserving SSD). The limitation of this is that all blocks have the same RT. We aim to support secure, selective file versioning that is not vulnerable to such malware attacks.

### 3 Threat Model

Malware infiltrates the host system with software to obtain the user, root, or highest privilege (ring-0 level). Malware aims to delete or tamper with sensitive data of user. We exclude attacks through physical access from our threat model. Against the threat of malware, SGX-SSD guarantees the integrity of the all old versions of data stored on disk based on the policy. However, SGX-SSD does not guarantee the integrity of newly updated data after malware infection. What we guarantee is limited to pre-existed data that was updated to the disk before malware infection. Through this, when the data is tampered with, the user recovers the tampered files to the point in time before the malware invades. Also, according to the policy, the integrity of files that have already expired is not guaranteed. Since the user recognizes this, one can allocate a policy with sufficiently longer RT to protect data if the file is important. Finally, since SGX and SSD each has a TEE and a very small TCB, it is assumed to be safe from malware. Also, the user trusts the vendor that distributes SGX-SSD, and assumes that the user's system is not infected with malicious code when the user first installs SGX-SSD.

### 4 Design and Implementation

To design a secure policy-based versioning SSD even in a compromised OS environment, we answer two questions:

- The user's request inevitably passes through an untrusted OS where the request can be tampered with by a man-in-the-middle attack. *How can we guarantee that the policy request entered by the user is safely delivered to the SSD?*
- SSD is a block device, so there is no file semantics, whereas policies are assigned on a file-by-file basis. *In order for the SSD to perform policy-based versioning at the block level, how can the SSD recognize the file semantics corresponding to each block?*

SGX-SSD is composed of software module called SGX-based Security Policy Manager (SPM) and a hardware module called Policy-based File Versioning SSD (PV-SSD). When the vendor deploys SGX-SSD, the vendor hardcodes and hides the unique device key ( $K_{dev}$ ) in each module (SPM and PV-SSD firmware).  $K_{dev}$  is a secret shared between two modules.

#### 4.1 Policy Management via User Interface

In SGX-SSD, the versioning policy is a strategy on how to perform versioning on file data. This versioning policy consists of configuration parameters (CP), which is policy information, and a path of file to be managed based on the policy.

Especially, CP consists of Retention Time (RT), Backup Cycle (BC), the maximum number of versions (V). In addition, definitions of the terms used in the SGX-SSD and the mathematical notations are shown in Table 2.

The user sets a new versioning policy in SGX-SSD in the following steps. First, the user inputs the following command in the console window (User Interface) to run the SPM; `./sgx_ssd`. Second, once SPM runs, the user creates, changes or deletes the policy by typing the following command; `{Policy Create|Change|Delete}{File path}{retention time}{Backup cycle}{Number of Version}`. If the user newly wants to create a policy, the user inputs the file path and CP to register with the policy. Versioning of the file registered in the policy begins from the time the user creates the policy. If the user wants to change the policy, the user also inputs the file path and CP values. The versioning policy of the file changes from the time user changes the policy. If the user wants to delete the policy, the user only inputs the file path. In this case, not only file itself but also the old versions of the file registered in the policy are deleted. At this time, the OV of the file registered in the policy is deleted along with the policy. The user can recover files to a certain time or a certain version by using SGX-SSD recovery tool. The user inputs the following command to console; `./recovery_tool {file path}{Time|Version}`.

#### 4.2 SGX-based Policy Manager

Figure 3 shows the overall design and operational flow of SGX-SSD. The user sets the file policy through the control path. SPM safely delivers the user's versioning policy from UI to the enclave by using the approach provided by Aurora [19]. First, when the user runs SPM, the SPM suspends the OS and switches to the SMM. The SMM process receives the versioning policy ( $P_{(f_j)}$ ) of the file ( $f_j$ ) from the user through

Notation	Description
$K_{dev}$	Private key shared by SPM and PV-SSD.
$f_j$	File to apply the policy.
$P_{(f_j)}$	The policy setting value entered by user. It consists of the command type (CREATE, CHANGE, DELETE), the file path of $f_j$ , and CP (CP is NULL when the command type is DELETE.).
$pbSet_{(f_j)}$	Piggyback set sent by the file system. It consists of the file path of $f_j$ and the offset corresponding to data block.
$R_{(P_{(f_j)})}$	A response message that PV-SSD sends to SPM. If the request is successful, a success message (SUCCESS) is sent, and if it fails, an error code is sent.
$rec_{(f_j)}$	Message that the recovery tool sends to PV-SSD to request recovery. The file path and the list of all LBAs belonging to $f_j$ , a certain time (T) or the version (V) to rollback are included. If the LBA list of $rec_{(f_j)}$ is NULL, PV-SSD exhaustively searches all physical pages to restore the file.
$MAC_K(M)$	Generate Message Authentication Code (MAC) generated from message (M) using key (K)
$E_K(M)$	Encrypt the message (M) using Key (K)
$D_K(M)$	Decrypt the message (M) using Key (K)

Table 2: Notation for SGX-SSD.

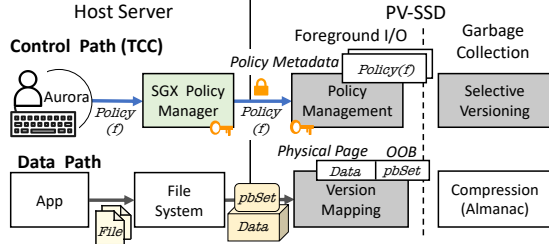


Figure 3: An Overview of SGX-SSD.

the keyboard. Since the OS is suspended, even privileged malware cannot interfere with this procedure. After the user input is finished, the user input ( $P_{(f_j)}$ ) is safely transmitted to the enclave through a secure session implemented in advance between the SMM process and the SPM enclave. SPM enclave encrypts  $P_{(f_j)}$  by using  $K_{dev}$  and generates the MAC ( $MAC_{K_{dev}}(E_{K_{dev}}(P_{(f_j)}))$ ). The generated message ( $E_{K_{dev}}(P_{(f_j)})$ ,  $MAC_{K_{dev}}(E_{K_{dev}}(P_{(f_j)}))$ ) is sent to PV-SSD. The Policy Management (PM) module operating inside PV-SSD decrypts the message and verifies its integrity using  $K_{dev}$  to retrieve  $P_{(f_j)}$ . Once the policy update ends, PM encrypts the response ( $R_{(P_{(f_j)})}$ ), generates the MAC ( $MAC_{K_{dev}}(E_{K_{dev}}(R_{(P_{(f_j)})}))$ ), and sends the message ( $E_{K_{dev}}(R_{(P_{(f_j)})})$ ,  $MAC_{K_{dev}}(E_{K_{dev}}(R_{(P_{(f_j)})}))$ ) to SPM. SPM uses  $K_{dev}$  to decrypt and verifies the response ( $R_{(P_{(f_j)})}$ ).

### 4.3 File System Modification

The user performs I/O via data path (Refer to Figure 3). SGX-SSD is designed to utilize existing native file system for allowing various applications to perform I/O transparently. At the same time, because PV-SSD does not know file semantic, so SGX-SSD designs piggyback transfer in a way that makes PV-SSD aware of file-level policy. When writing a file, the file system sends a block I/O request to the block layer of the OS. When the file system requests block I/O, file system piggybacks  $pbSet_{(f_j)}$  (Refer to Table 2) into the data block. The file path in the  $pbSet_{(f_j)}$  serves as an index for policy reference, and the file offset in the  $pbSet_{(f_j)}$  is referenced during recovery. This part is described in detail in Section 4.4. By using piggyback transfer, the versioning information of the file for the block is transferred to PV-SSD.

### 4.4 Policy-based File Versioning SSD

**Policy Management** Policy Management (PM) consists of three modules: (i) policy verifier, (ii) request handler, and (iii) policy manager. When PV-SSD receives SPM requests, (i) it verifies the message by comparing the MAC value using  $K_{dev}$  to determine whether the request came from trusted SPM or not. Once the verification succeeds, (ii) it parses the message and extracts  $P_{(f_j)}$ . (iii) It creates, changes or deletes the policy metadata according to the policy command type in  $P_{(f_j)}$ . The policy metadata is a hash table that is used to search for a policy entry by a file path value. A policy entry stores the file path and CP. When updating policy metadata, CP and file path in  $P_{(f_j)}$  is inserted into the policy entry. The policy metadata is referenced by Selective Versioning (SV) module during Garbage Collection [8, 17].

**Version Mapping** As explained in Section 4.3, a data block piggybacked by the file system and  $pbSet_{(f_j)}$  are transferred to Version Mapping (VM). VM has three roles: (i) parsing the piggyback set ( $pbSet_{(f_j)}$ ), (ii) recording out-of-band (OOB) region [32], and (iii) recording Version Validity Bitmap (VVB). VVB is a bitmap implemented in PV-SSD DRAM that indicates whether each physical page should be reclaimed or preserved. A page should be preserved if the page contains OV. When receiving the data written by the user, the VM parses the file path of  $f_j$  and the offset of the data block from  $pbSet_{(f_j)}$ . When writing data to a NAND physical page,  $pbSet_{(f_j)}$  is recorded in the OOB region of a physical page [32]. Additionally, like Project Almanac, Logical Page Address (LPA), Written Time (WT), and Back Pointer (BP) – linked to the physical page where the previous version is recorded – are recorded in the OOB. On the other hand, if there is no  $pbSet_{(f_j)}$  in the incoming data, nothing is written to the OOB except LPA. In this case, there is no policy corresponding to the page, so versioning is not performed. The VM sets the VVB bit of the page to 1 if there is a policy corresponding to the page. VM resets VVB bit of the page to 0, if otherwise.

**Selective Versioning** The PV-SSD selects a victim block in a greedy manner during the Garbage Collection (GC). Then, in order to erase the victim block, the PV-SSD checks the state of each page. If a page is in valid state, this page should be copied to another free block. On the other hand, if the page is not valid, the page can have two state: Invalid Page and Old Version Page (OV Page). Here, the OV Page is the page containing the OV, so the policy-based versioning should be performed. The main purpose of Selective Versioning (SV) is to differentiate Invalid Page and OV Page to selectively preserve only OV. First, SV checks VVB to see if there is a policy corresponding to the page. If there is no policy, the page is not required to be preserved, so it is considered as a Invalid Page and reclaimed during GC. On the other hand, even if there is a corresponding policy of the page, it does not always mean that this page should be preserved. This is because the page may have expired according to the policy. Finally, according to CP recorded in the policy entry, PV-SSD determines whether versioning is required or not. If the policy of the page has expired, PV-SSD resets VVB bits corresponding to the page to 0 and reclaims the page. Otherwise, PV-SSD regards it as OV Page.

### 4.5 Rollback Operation

The user can perform roll-back to a file to a certain time or a version by using the recovery tool. The recovery tool receives the file path of the target file ( $f_j$ ) and the time (T) or the version (V) to restore from the user. Then, the recovery tool uses the `ioctl()` command to load the LBA list of  $f_j$  from the file system. It sends  $rec_{(f_j)}$  (Refer to Table 2) received from the user and the file system to the PV-SSD to request recovery of the file ( $f_j$ ). By using the LBA list of  $rec_{(f_j)}$ , PV-SSD finds logical pages corresponding to the file contents. Then PV-SSD navigates the page chain [32] associated with each

Disk Attack	
Attack Scenario	Description
(1) File Attack	Malware attacks to tamper with users' important files.
(2) Policy Deletion Attack	The malware inserts the DELETE command to $P_{(f_j)}$ and sends $P_{(f_j)}$ to the PV-SSD to request policy deletion.
(3) Version Attack	Malware wears out the version of a file with continuous overwrites.
(4) File System Corruption	Malware corrupts the file system.
Man-in-the-middle Attack	
Attack Scenario	Description
(5) Contents, LBA Tampering Attack	Malware tampers with the contents of the LBA of the data block that the user has requested to write.
(6) Piggyback Set Deletion	The malicious code deletes the $pbSet_{(f_j)}$ sent during I/O so that the PV-SSD misunderstands that there is no policy corresponding to the data block.

Table 3: Attack Scenarios in SGX-SSD.

LPN to explore the OV Page to be recovered. When all pages corresponding to the file contents are found, those pages are rearranged in the order of the offset recorded in the OOB area to recover the file contents. When the restored file contents are transferred to the recovery tool, it overwrites the contents with the new file to complete recovery. If the file system is corrupted by malware (including file metadata), the recovery tool cannot send the LBA list. In this case, PV-SSD searches all physical pages and compares the file path of  $rec_{(f_j)}$  with file path written in each page's OOB to find all corresponding LPAs to the file ( $f_j$ ). Then it recovers the file in the same way as described above. In this case, it takes more time to recover, but it is possible to recover files even the file system is damaged.

## 5 Security and Performance Evaluation

**Security Analysis** In SGX-SSD, we analyze various attack scenarios that ring-0 level malware can attempt. Malware attacks that compromise a host system are largely divided into two categories: (i) disk attack and (ii) man-in-the-middle attack. (i) means that the malware directly tampers with data that is persistently stored on the disk. On the other hand, (ii) means that the malware installs a malicious module in the kernel to falsify the message that the host server sends to the PV-SSD. Table 3 describes various attack scenarios for each category. (1) is a basic attack of ransomware. When (1) occurs, PV-SSD recovers the tampered file to the point in time before the malware invades. In the case of (2), PV-SSD verifies  $P_{(f_j)}$  using  $K_{dev}$  and denies the request. We leave the defense of (3) at the user's discretion. When the file priority is high, the user selectively protects the important files by not limiting the number of versions. To recover the file under condition (4), PV-SSD searches whole physical pages, finds the pages that match with the file, reassembles them into the file, and sends it to the recovery tool. Therefore, even in extreme situations where the file system is completely corrupted, it is possible to recover files by connecting the PV-SSD to another server. When (5) or (6) occurs, PV-SSD cannot guarantee the integrity of newly updated data after malware intrusion. However, since no man-in-the-middle attack has occurred for pre-existing data before malware invades, the file is recovered to the point before the malware invaded.

System	Configuration
Host System	Intel(R) Core(TM) i7-8700 CPU @ 3.70GHz with 16 GB RAM
Kernel Version	Linux 4.10.16
SSD	Jasmine OpenSSD, Write/Read Throughput: 65MB/s, 225MB/s

Table 4: Testbed Configurations for SGX-SSD.

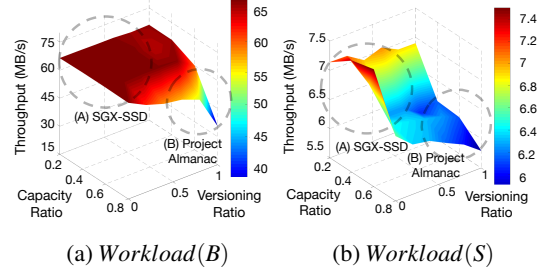


Figure 4: Performance comparison of SGX-SSD and Project Almanac. The capacity ratio and versioning ratio refer to the unique data ratio of the total disk capacity and the ratio of versioned data among the total data, respectively.

**Performance Analysis** For the experiment, we prototyped PV-SSD using Jasmine OpenSSD [20] described in Table 4, and implemented the piggyback transfer mechanism by modifying the VFS and driver code of the kernel. In order to induce GC in the experiment, we designated the SSD as the only partition available for 1 GB, and initialized all pages to Invalid Page before each experiment. We measured the overwriting performance of synthetic Big (20MB) and small (32KB) file workloads (*Workload(B)* and *Workload(S)* respectively) for performance comparison according to GC overhead. In particular, the RT of each data was fixed at 3 days, so that our results do not include the overhead of reclaiming the versioning data during the experiment period.

In Figure 4(a)(b), we observe that SGX-SSD maintains higher performance than Project Almanac. Project Almanac performs versioning for all data because RT of every data is same. On the other hand, SGX-SSD selectively performs file versioning. That is, in SGX-SSD, only versioning of important data is performed, so write amplification is much less than Project Almanac. The areas marked as A and B in Figure 4 show the spatial location of SGX-SSD and Project Almanac in performance. In Figure 4(b), *Workload(S)* lowers the internal GC efficiency of SSD than *Workload(B)*, so overall throughput is low. This is because, in the case of *Workload(S)*, OV Page and Invalid Page are mixed and distributed in the same block, thereby increasing GC overhead. In particular, Project Almanac rapidly decreases in performance as capacity ratio and versioning ratio increase, while SGX-SSD decreases at moderate speed.

## 6 Conclusion

In this paper, we analyze the existing state-preserving storage's vulnerability that integrity cannot be guaranteed from malware with long dwell time due to short retention time. To solve the data integrity problem, we propose a policy-based file versioning storage system (SGX-SSD). Through security and performance analysis, we proved that SGX-SSD solves the existing security problems mentioned earlier and has low performance degradation due to versioning.

## 7 Discussion Topics

We would like to hear from reviewers about the following questions.

**Hardware Vulnerability** Currently, in order to deploy SGX-SSD, the Intel CPU with Skylake or higher that provides SGX is required, and firmware modification of the SSD is required. We also assume SGX and the SSD are trusted. However, the problem of vulnerability in SGX and the SSD continues to be raised [5, 29, 30]. SGX-SSD assumes that the SSD has a timer. However, there is no trusted timer in SSDs on the market. This is a potential security flaw in SGX-SSD as well as various versioning SSDs ([15, 32]).

**Challenge** We have chosen a design where users set policies based on the importance of the files. But, since there are so many files, is it the right design approach to pass all of these choices to the user? Currently, we use the technology of piggyback in the OS for security stability. However, the VFS and driver code of the OS need to be modified. We are wondering if it will be a problem to commercialize when OS modification is needed for security. Unlike the existing backup software [1, 4, 28], SGX-SSD performs versioning on a single device, so it is impossible to cope with situations such as device failure [24]. Couldn't it provide better security by combining the characteristics of SGX-SSD that protects data from high-privilege malware with existing backup software? Currently, SGX-SSD is designed in a stand-alone mode. Can we expand our design and apply it to a remote storage environment where multiple users share the storage? If applicable, what design should be added? Should SGX-SSD authenticate multiple users by itself? How should each user be authorized to set up a policy and how much space should be allocated for versioning for that user?

**Originality** Pesos [18] is the access-control-based object storage and provides richer policy than SGX-SSD. However, the security scope of Pesos is limited to remote servers, and assumes that the client system is trusted. Therefore, data cannot be protected when malware enters the client machine. Inuksuk [33] uses Intel TXT and self-encryption disk (SED) to protect data by copying it to a protected partition. Inuksuk, like SGX-SSD, can selectively protect files in the disk. However, Inuksuk has a very large overhead of backing up data to a protected partition (e.g. 23.38 seconds to back up 85.6MB of JPG files [33]), and the whole system is interrupted while data is being backed up. Due to the long system downtime problem, Inuksuk is unable to back up data in real time, and the size of the files to be backed up and the backup cycle is limited. In particular, in the client-server model, where service interruption is very sensitive, an Inuksuk server must be additionally deployed to prevent service interruption. On the other hand, SGX-SSD not only performs host service and PV-SSD's versioning at the same time, but also has very little overhead caused by versioning.

## References

[1] Acronis. <https://www.acronis.com/en-eu/>.

- [2] Petya/notpetya ransomware analysis. [https://idafchev.github.io/writeup/2017/07/21/petya\\_ransomware\\_analysis.html](https://idafchev.github.io/writeup/2017/07/21/petya_ransomware_analysis.html), 2017.
- [3] SungHa Baek, Youngdon Jung, Aziz Mohaisen, Sungjin Lee, and DaeHun Nyang. SSD-Insider: Internal defense of solid-state drive against ransomware with perfect data recovery. In *Proceedings of the IEEE International Conference on Distributed Computing Systems (ICDCS)*, 2018.
- [4] Deepavali Bhagwat, Kave Eshghi, Darrell DE Long, and Mark Lillibridge. Extreme binning: Scalable, parallel deduplication for chunk-based file backup. In *2009 IEEE International Symposium on Modeling, Analysis Simulation of Computer and Telecommunication Systems*, 2009.
- [5] Dane Brown, Owens Walker, Ryan Rakvic, Robert W Ives, Hau Ngo, James Shey, and Justin Blanco. Towards detection of modified firmware on solid state drives via side channel analysis. In *Proceedings of the International Symposium on Memory Systems*, 2018.
- [6] Miao Cai, Hao Huang, and Jian Huang. Understanding security vulnerabilities in file systems. In *Proceedings of the 10th ACM SIGOPS Asia-Pacific Workshop on Systems*, 2019.
- [7] Osborne Charlie. Shamoon data-wiping malware believed to be the work of iranian hackers. <https://www.zdnet.com/article/shamoons-data-wiping-malware-believed-to-be-the-work-of-iranian-hackers>, 2018.
- [8] Feng Chen, David A Koufaty, and Xiaodong Zhang. Understanding intrinsic characteristics and system implications of flash memory based solid state drives. *ACM SIGMETRICS Performance Evaluation Review*, 37(1):181–192, 2009.
- [9] Victor Costan and Srinivas Devadas. Intel sgx explained. *IACR Cryptology ePrint Archive*, 2016(086):1–118, 2016.
- [10] CybersecurityVentures. Global ransomware damage costs predicted to reach \$20 billion (usd) by 2021. <https://cybersecurityventures.com/global-ransomware-damage-costs-predicted-to-reach-20-billion-usd-by-2021>, 2019.
- [11] Sameer Dixit. Ransomware defense for local governments. <https://gcn.com/articles/2019/12/19/ransomware-defense.aspx>, 2019.
- [12] Fireeye. M-trend 2020. <https://www.fireeye.com/current-threats/annual-threat-report/mtrends.html>, 2020.

- [13] Center for Internet Security. Fall 2019 threat of the quarter: Ryuk ransomware. <https://www.cisecurity.org/white-papers/fall-2019-threat-of-the-quarter-ryuk-ransomware/>, 2019.
- [14] Alexander Hanel. Big game hunting with ryuk: Another lucrative targeted ransomware. <https://www.crowdstrike.com/blog/big-game-hunting-with-ryuk-another-lucrative-targeted-ransomware/>, 2019.
- [15] Jian Huang, Jun Xu, Xinyu Xing, Peng Liu, and Moinuddin K Qureshi. Flashguard: Leveraging intrinsic flash properties to defend against encryption ransomware. In *Proceedings of the 2017 ACM SIGSAC Conference on Computer and Communications Security (CCS)*, 2017.
- [16] Devika Jain. Shamoon 2: Back on the prowl. <https://nsfocusglobal.com/shamoon-2-back-on-the-prowl/>, 2017.
- [17] Jaeho Kim, Kwanghyun Lim, Youngdon Jung, Sungjin Lee, Changwoo Min, and Sam H Noh. Alleviating garbage collection interference through spatial separation in all flash arrays. In *2019 USENIX Annual Technical Conference (USENIX ATC 19)*, 2019.
- [18] Robert Krahn, Bohdan Trach, Anjo Vahldiek-Oberwagner, Thomas Knauth, Pramod Bhatotia, and Christof Fetzer. Pesos: policy enhanced secure object store. In *Proceedings of the 13th EuroSys Conference*, 2018.
- [19] Hongliang Liang, Mingyu Li, Yixiu Chen, Lin Jiang, Zhuosi Xie, and Tianqi Yang. Establishing trusted i/o paths for sgx client systems with aurora. *IEEE Transactions on Information Forensics and Security*, 2019.
- [20] Sang-Phil Lim. The jasmine openssd platform: Technical reference manual (v1.4, in english). [http://www.openssd-project.org/mediawiki/images/Jasmine\\_Tech\\_Ref\\_Manual\\_v.1.4e.pdf](http://www.openssd-project.org/mediawiki/images/Jasmine_Tech_Ref_Manual_v.1.4e.pdf), 2016.
- [21] Alert Logic. Sodinokibi ransomware. <https://support.alertlogic.com/hc/en-us/articles/360035481731-Sodinokibi-Ransomware->, 2019.
- [22] Mark Loman. How ransomware attacks. <https://www.sophos.com/en-us/medialibrary/PDFs/technical-papers/sophoslabs-ransomware-behavior-report.pdf>, 2019.
- [23] Donghyun Min, Donggyu Park, Jinwoo Ahn, Ryan Walker, Junghee Lee, Sungyong Park, and Youngjae Kim. Amoeba: An autonomous backup and recovery ssd for ransomware attack defense. *IEEE Computer Architecture Letters*, 17(2):245–248, 2018.
- [24] Iyswarya Narayanan, Di Wang, Myeongjae Jeon, Bikash Sharma, Laura Caulfield, Anand Sivasubramaniam, Ben Cutler, Jie Liu, Badriddine Khessib, and Kushagra Vaid. Ssd failures in datacenters: What? when? and why? In *Proceedings of the 9th ACM International on Systems and Storage Conference*, 2016.
- [25] Sophos News. How the most damaging ransomware evades it security. <https://news.sophos.com/en-us/2019/11/14/how-the-most-damaging-ransomware-evades-it-security/>, 2019.
- [26] Jisung Park, Youngdon Jung, Jonghoon Won, Minji Kang, Sungjin Lee, and Jihong Kim. Ransomblocker: A low-overhead ransomware-proof ssd. In *Proceedings of the ACM/IEEE Design Automation Conference (DAC)*, 2019.
- [27] K. Periman. Ransomware lessons for the financial services industry. <https://blogs.cisco.com/financialservices/ransomware-lessons-for-the-financial-services-industry/>, 2017.
- [28] Rogério Pontes, Dorian Burihabwa, Francisco Maia, João Paulo, Valerio Schiavoni, Pascal Felber, Hugues Mercier, and Rui Oliveira. Safefs: a modular architecture for secure user-space file systems: one fuse to rule them all. In *Proceedings of the 10th ACM International Systems and Storage Conference*, 2017.
- [29] Jo Van Bulck, Marina Minkin, Ofir Weisse, Daniel Genkin, Baris Kasikci, Frank Piessens, Mark Silberstein, Thomas F Wenis, Yuval Yarom, and Raoul Strackx. Foreshadow: Extracting the keys to the intel SGX kingdom with transient out-of-order execution. In *27th USENIX Security Symposium (USENIX Security 18)*, 2018.
- [30] Jo Van Bulck, Daniel Moghimi, Michael Schwarz, Moritz Lipp, Marina Minkin, Daniel Genkin, Yuval Yarom, Berk Sunar, Daniel Gruss, and Frank Piessens. Lvi: Hijacking transient execution through microarchitectural load value injection. In *41th IEEE Symposium on Security and Privacy (S&P’20)*, 2020.
- [31] Ventura Vitor. Wiper malware: Attacking from inside. [https://talos-intelligence-site.s3.amazonaws.com/production/document\\_files/files/000/033/904/original/Talos\\_WiperWhitepaper.v3.pdf](https://talos-intelligence-site.s3.amazonaws.com/production/document_files/files/000/033/904/original/Talos_WiperWhitepaper.v3.pdf), 2018.
- [32] Xiaohao Wang, Yifan Yuan, You Zhou, Chance C Coats, and Jian Huang. Project almanac: A time-traveling solid-state drive. In *Proceedings of the 14th EuroSys Conference*, 2019.
- [33] Lianying Zhao and Mohammad Mannan. Tee-aided write protection against privileged data tampering. In *Proceedings of the Network and Distributed System Security Symposium (NDSS)*, 2019.