

# Conversational Question Answering over Passages by Leveraging Word Proximity Networks

Magdalena Kaiser  
MPI for Informatics, Germany  
mkaiser@mpi-inf.mpg.de

Rishiraj Saha Roy  
MPI for Informatics, Germany  
rishiraj@mpi-inf.mpg.de

Gerhard Weikum  
MPI for Informatics, Germany  
weikum@mpi-inf.mpg.de

## ABSTRACT

Question answering (QA) over text passages is a problem of long-standing interest in information retrieval. Recently, the conversational setting has attracted attention, where a user asks a sequence of questions to satisfy her information needs around a topic. While this setup is a natural one and similar to humans conversing with each other, it introduces a key research challenge: understanding the context left implicit by the user in follow-up questions. In this work, we demonstrate CROWN (Conversational passage ranking by Reasoning Over Word Networks): an unsupervised yet effective system for conversational QA with passage responses, that supports several modes of context propagation over multiple turns. To this end, CROWN first builds a word proximity network (WPN) from large corpora to store statistically significant term co-occurrences. At answering time, passages are ranked by a combination of their similarity to the question, and coherence of query terms within: these factors are measured by reading off node and edge weights from the WPN. CROWN provides an interface that is both intuitive for end-users, and insightful for experts for reconfiguration to individual setups. CROWN was evaluated on TREC CAsT data, where it achieved above-median performance in a pool of neural methods.

## 1 INTRODUCTION

**Motivation.** Question answering (QA) systems [12] return direct answers to natural language queries, in contrast to the standard practice of document responses. These crisp answers are aimed at reducing users' effort in searching for relevant information, and may be in the form of short text passages [5], sentences [17], phrases [3], or entities from a knowledge graph [9]. In this work, we deal with passages: such *passage retrieval* [15] has long been an area of focus for research in information retrieval (IR), and is tightly coupled with traditional text-based QA [16]. Passages are one of the most flexible answering modes, being able to satisfy both objective (factoid) and subjective (non-factoid) information needs succinctly.

Of late, the rise of voice-based personal assistants [6] like Siri, Cortana, Alexa, or the Google Assistant has drawn attention to the scenario of *conversational question answering* (ConvQA) [4, 14]. Here, the user, instead of a one-off query, fires a series of questions to the system on a topic of interest. Effective passage retrieval

often holds the key to satisfying such responses, as short passages or paragraphs are often the most that can be spoken out loud, or displayed in limited screen real estate, without sacrificing coherence. The main research challenge brought about by this shift to the conversational paradigm is to resolve the unspoken context of the follow-up questions. Consider our running example conversation below, that is a mix of factoid (turns 1, 2 and 3), and non-factoid questions (turns 4 and 5). Answers shown are excerpts from top paragraphs retrieved by an ideal passage-based ConvQA system.

**Question (Turn 1):** *when did nolan make his batman movies?*

**Answer:** *The success of The Dark Knight in July 2008 ... Nolan to complete his Batman trilogy with The Dark Knight Rises in 2012 ...*

**Question (Turn 2):** *who played the role of alfred?*

**Answer:** *... a returning cast: Michael Caine as Alfred Pennyworth...*

**Question (Turn 3):** *and what about harvey dent?*

**Answer:** *The Dark Knight featured Aaron Eckhart as Harvey Dent.*

**Question (Turn 4):** *how was the box office reception?*

**Answer:** *The Dark Knight was a big financial and critical success, setting a new opening weekend box office record for North America.*

**Question (Turn 5):** *compared to Batman v Superman?*

**Answer:** *Outside of Christopher Nolan's two Dark Knight movies, Batman v Superman is the highest-grossing property in DC's bullpen.*

This canonical conversation illustrates implicit context in follow-up questions. In turn 2, the *role of alfred* refers to the one in Nolan's Batman trilogy; in turn 3, *what about* refers to the *actor playing the role of Harvey Dent* (the Batman movies remain as additional context all through turn 5); in turn 5, *compared to* alludes to the *box office reception* as the point of comparison. Thus, ConvQA is far more than coreference resolution and question completion [11].

**Relevance.** Conversational QA lies under the general umbrella of *conversational search*, that is of notable contemporary interest in the IR community. This is evident through recent forums like the TREC Conversational Assistance Track (CAsT) [7] and the Dagstuhl seminar on Conversational Search [1]. Our proposal CROWN was originally a submission to TREC CAsT, where it outperformed several neural methods and reached an above-median nDCG on the track's evaluation data.

**Approach and contribution.** Motivated by the lack of a substantial volume of training data for this novel task, and the goal of devising a lightweight and efficient system, we developed our *unsupervised* method CROWN (Conversational passage ranking by Reasoning Over Word Networks) that relies on the flexibility of

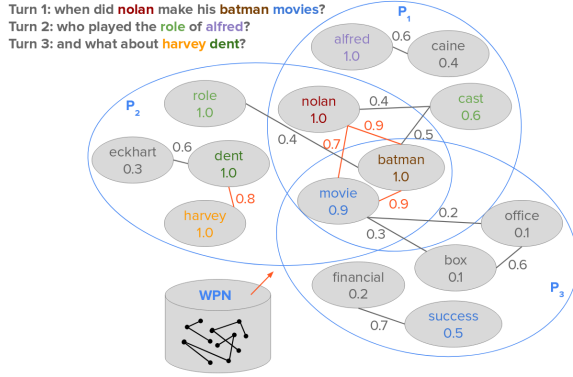
Permission to make digital or hard copies of all or part of this work for personal or classroom use is granted without fee provided that copies are not made or distributed for profit or commercial advantage and that copies bear this notice and the full citation on the first page. Copyrights for components of this work owned by others than ACM must be honored. Abstracting with credit is permitted. To copy otherwise, or republish, to post on servers or to redistribute to lists, requires prior specific permission and/or a fee. Request permissions from permissions@acm.org.

SIGIR '20, July 25–30, 2020, Xi'an, China

© 2020 Association for Computing Machinery.

ACM ISBN 978-x-xxxx-xxxx-x/YY/MM...\$15.00

<https://doi.org/10.1145/nnnnnnnn.nnnnnnnn>



**Figure 1: Sample conversation and word proximity network.**

weighted graph-based models. CROWN first builds a backbone graph referred to as a *Word Proximity Network (WPN)* that stores word association scores estimated from large passage corpora like MS MARCO [13] or TREC CAR [8]. Passages from a baseline model like Indri are then re-ranked according to their *similarity* weights to question terms (represented as node weights in the WPN), while preferring those passages that contain term pairs deemed significant from the WPN, close by. Such *coherence* is determined by using edge weights from the WPN. *Context* is *propagated* by various models of (decayed) weighting of words from previous turns.

CROWN enables conversational QA over passage corpora in a clean and intuitive UI, with interactive response times. As far as we know, this is the first public and open-source demo for ConvQA over passages. All our material is publicly available at:

- **Online demo:** <https://crown.mpi-inf.mpg.de/>
- **Walkthrough video:** <http://qa.mpi-inf.mpg.de/crownvideo.mp4>
- **Code:** <https://github.com/magkai/CROWN>.

## 2 METHOD

### 2.1 Building the Word Proximity Network

Word co-occurrence networks built from large corpora [2] have been widely studied. In such networks, nodes are distinct words, and edges represent significant co-occurrences between words in the same sentence. In CROWN, we use *proximity* within a *context* window, and not simple co-occurrence: hence the term Word Proximity Network (WPN). The intuition behind the WPN construction is to measure the coherence of a passage w.r.t. a question, where we define coherence by words appearing in close proximity, computed in pairs. We want to limit such *word pairs* to only those that matter, i.e., have been observed significantly many times in large corpora. This is the information stored in the WPN.

Here, we use NPMI (normalized Pointwise Mutual Information) for word association:  $npmi(x, y) = \log \frac{p(x, y)}{p(x) \cdot p(y)} / -\log_2 p(x, y)$  where  $p(x, y)$  is the joint probability distribution and  $p(x), p(y)$  are the individual unigram distributions of words  $x$  and  $y$  (no stopwords considered). The NPMI value is used as edge weight between the nodes that are similar to conversational query tokens (Sec. 2.2). Node weights measure the similarity between conversational query tokens and WPN nodes appearing in the passage.

Fig. 1 shows the first three turns of our running example, together with the associated fragment (possibly disconnected as irrelevant edges are not shown) from the WPN. Matching colors indicate which of the query words is closest to that in the corresponding passage. For example, *nolan* has a direct match in the first turn, giving it a node weight (compared using *word2vec* cosine similarity) of 1.0. If this similarity is below a threshold, then the corresponding node will not be considered further (*caine* or *financial*, greyed out). Edge weights are shown as edge labels, considered only if they exceed a certain threshold: for instance, the pairs (*batman*, *movie*) and (*harvey*, *dent*), with  $NPMI \geq 0.7$ , qualify here. These edges are highlighted in orange. Edges like (*financial*, *success*) with weight above the threshold are not considered as they are irrelevant to the input question, even though they appear in the given passages.

### 2.2 Formulating the Conversational Query

To propagate context, CROWN expands the query at a given turn  $T$  using three possible strategies to form a conversational query  $cq$ .  $cq$  is constructed from previous query turns  $q_t$  (possibly weighted with  $w_t$ ) seen so far:

- Strategy  $cq_1$  simply concatenates the current query  $q_T$  and  $q_1$ . No weights are used.
- $cq_2$  concatenates  $q_T$ ,  $q_{T-1}$  and  $q_1$ , where each component has a weight  $w_1 = 1.0$ ,  $w_T = 1.0$ ,  $w_{T-1} = (T-1)/T$ .
- $cq_3$  concatenates all previous turns with decaying weights ( $w_t = t/T$ ), except for the first and the current turns ( $w_1 = 1.0$ ,  $w_T = 1.0$ ), as they are usually relevant to the full conversation.

This  $cq$  is first passed through Indri to retrieve a set of candidate passages, and then used for re-ranking these candidates (Sec. 2.3).

### 2.3 Scoring Candidate Passages

The final score of a passage  $P_i$  consists of several components that will be described in the following text.

**Estimating similarity.** Similarity is computed using node weights:

$$score_{node}(P_i) = \sum_{j=1}^n \mathbb{1}_{C_1}(p_{ij}) \cdot \max_{k \in q_t, q_t \in cq} (sim(vec(p_{ij}), vec(cq_k)) \cdot w_t)$$

where  $\mathbb{1}_{C_1}(p_{ij})$  is 1 if the condition  $C_1(p_{ij})$  is satisfied, else 0 (see below for a definition of  $C_1$ ).  $vec(p_{ij})$  is the *word2vec* vector of the  $j^{th}$  token in the  $i^{th}$  passage;  $vec(cq_k)$  is the corresponding vector of the  $k^{th}$  token in the conversational query  $cq$  and  $w_t$  is the weight of the turn in which the  $k^{th}$  token appeared;  $sim$  denotes the cosine similarity between the passage token and the query token embeddings.  $C_1(p_{ij})$  is defined as  $C_1(p_{ij}) := \exists cq_k \in cq : sim(vec(p_{ij}), vec(cq_k)) > \alpha$  which means that condition  $C_1$  is only fulfilled if the similarity between a query and a passage word is above a threshold  $\alpha$ .

**Estimating coherence.** Coherence is calculated using edge weights:

$$score_{edge}(P_i) = \sum_{j=1}^n \sum_{k=j+1}^W \mathbb{1}_{C_{21}(p_{ij}, p_{ik}), C_{22}(p_{ij}, p_{ik})} \cdot NPMI(p_{ij}, p_{ik})$$

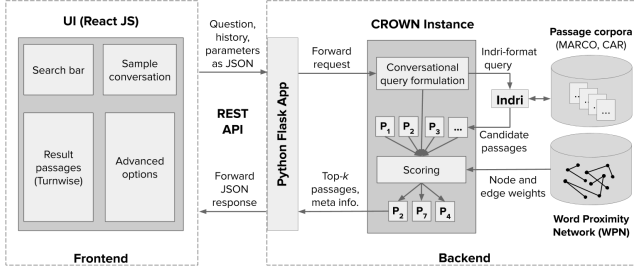


Figure 2: Overview of the CROWN architecture.

$$C_{21}(p_{ij}, p_{ik}) := \text{hasEdge}(p_{ij}, p_{ik}) \wedge \text{NPMI}(p_{ij}, p_{ik}) > \beta$$

$$C_{22}(p_{ij}, p_{ik}) := \exists c_{q_r}, c_{q_s} \in c_q : \\ \text{sim}(\text{vec}(p_{ij}), \text{vec}(c_{q_r})) > \alpha \\ \wedge \text{sim}(\text{vec}(p_{ik}), \text{vec}(c_{q_s})) > \alpha \\ \wedge c_{q_r} \neq c_{q_s} \\ \wedge \nexists c_{q_r'}, c_{q_s'} \in c_q : \\ \text{sim}(\text{vec}(p_{ij}), \text{vec}(c_{q_r'})) > \text{sim}(\text{vec}(p_{ij}), \text{vec}(c_{q_r})) \\ \vee \text{sim}(\text{vec}(p_{ik}), \text{vec}(c_{q_s'})) > \text{sim}(\text{vec}(p_{ik}), \text{vec}(c_{q_s}))$$

$C_{21}$  ensures that there is an edge between the two tokens in the WPN, with edge weight  $> \beta$ .  $C_{22}$  states that there are two words in  $c_q$  where one is that which is most similar to  $p_{ij}$ , and the other is the most similar to  $p_{ik}$ . Context window size  $W$  is set to three.

**Estimating positions.** Passages with relevant sentences earlier should be preferred. The position score of a passage is defined as:

$$\text{score}_{\text{pos}}(P_i) = \max_{s_j \in P_i} \left( \frac{1}{j} \cdot (\text{score}_{\text{node}}(P_i)[s_j] + \text{score}_{\text{edge}}(P_i)[s_j]) \right)$$

where  $s_j$  is the  $j^{\text{th}}$  sentence in passage  $P_i$  and  $\text{score}_{\text{node}}(P_i)[s_j]$  is node score for the sentence  $s_j$  in  $P_i$ .

**Estimating priors.** We also consider the original ranking from Indri, which can often be very useful:  $\text{score}_{\text{indri}}(P_i) = 1/\text{rank}(P_i)$  where  $\text{rank}$  is the rank that the passage  $P_i$  received from Indri.

**Putting it together.** The final score for a passage  $P_i$  consists of a weighted sum of these four individual scores:  $\text{score}(P_i) = h_1 \cdot \text{score}_{\text{indri}}(P_i) + h_2 \cdot \text{score}_{\text{node}}(P_i) + h_3 \cdot \text{score}_{\text{edge}}(P_i) + h_4 \cdot \text{score}_{\text{pos}}(P_i)$ , where  $h_1, h_2, h_3$  and  $h_4$  are hyperparameters tuned on TREC CAsT data. The detailed method and the evaluation results of CROWN are available in our TREC report [10]. General information about CAsT can be found in the TREC overview report [7].

### 3 SYSTEM OVERVIEW

An overview of our system architecture is shown in Fig. 2. The demo consists of a frontend and a backend, connected via a RESTful API. **Frontend.** The frontend has been created using the Javascript library React. There are four main panels: the search panel, the panel containing the sample conversation, the results' panel, and the advanced options' panel. Once the user presses the answer button, their current question, along with the conversation history accumulated so far, and the set of parameters, are sent to the backend. A detailed walkthrough of the UI will be presented in Sec. 4.

**Backend.** The answering request is sent via JSON to a Python Flask App, which works in a multi-threaded way to be able to serve

multiple users. It forwards the request to a new CROWN instance which computes the results as described in Sec. 2. The Flask App sends the result back to the frontend via JSON, where it is displayed on the results' panel.

**Implementation Details.** The demo requires  $\approx 170$  GB disk space and  $\approx 20$  GB memory. The frontend is in Javascript, and the backend is in Python. We used pre-trained *word2vec* embeddings and the Python library *spaCy* for tokenization and stopword removal. For graph processing, we used the Python library *NetworkX*.

## 4 DEMO WALKTHROUGH

**Answering questions.** We will guide the reader through our demo using our running example conversation from Sec. 1. One can start by typing a new question into the search bar and pressing *Answer*, or by clicking *Answer Sample* for quickly getting the system responses for the running example. Fig. 3 shows an excerpt from the

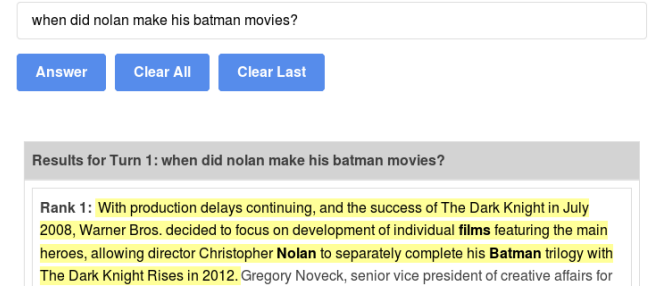


Figure 3: Search bar and rank-1 answer snippet at turn 1.

top-ranked passage for this first question (*when did nolan make his batman movies?*), that clearly satisfies the information need posed in this turn. For quick navigation to pertinent parts of large passages, we highlight up to three sentences from the passage (number determined by passage length) that have the highest relevance (again, a combination of similarity, coherence, position) to the conversational query. In addition, important keywords are in **bold**: these are the top-scoring nodes from the WPN at this turn. By default, top-3 passages are displayed. Let us go ahead and type the next question (*who played the role of alfred?*) into the input box, and explore the results (Fig. 4). Again, we find that the relevant nugget

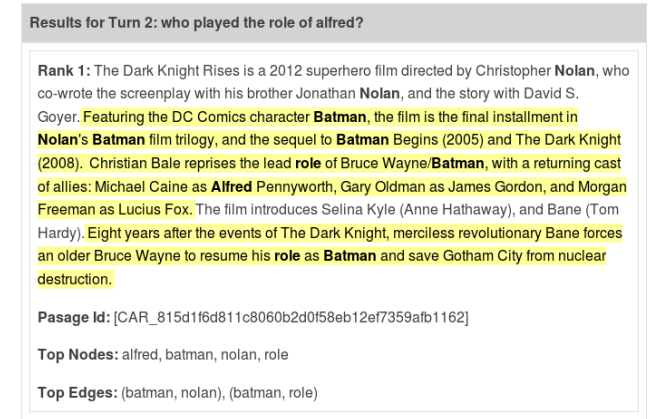


Figure 4: Top-1 answer passage for question in turn 2.

of information (... *Michael Caine as Alfred Pennyworth...*) is present in the very first passage. We can understand the implicit context in ConvQA from this turn, as the user does not need to specify that the role sought after is from Nolan's batman movies. The top nodes and edges from the WPN are shown just after the passage id from the corpus: nodes like *batman* and *nolan*, and edges like (*batman*, *role*). These contribute to interpretability of the system by the end-user, and help in debugging for the developer. We now move on to the third turn: *and what about harvey dent?* Here, the context is even more implicit, and the complete intent of *role in nolan's batman movies* is left unspecified. The answer is located at rank three now (see video). Similarly, we can proceed with the next two turns. Results from previous turns are displayed below the current turn for easy reference.

**Clearing the buffer.** If users now want to initiate a new conversation, they can press the *Clear All* button. In case users just want to delete the previous turn, they can use the *Clear Last* button. This is especially helpful when exploring the effect of the configurable parameters on responses at a given turn.

Advanced Options			
Number of Results (1, ..., 20):		3	
Number of Indri Passages (10, ..., 1000):		100	
Node Weight Threshold (0.5, ..., 1.0):		0.75	
Edge Weight Threshold (0.0, ..., 0.1):		0.01	
Conversational Query Model		only current+previous+first turns used▼	
Hyperparameters for Scoring (values must sum up to 1.0)			
h1 (Indri score)	h2 (Node score)	h3 (Edge score)	h4 (Position score)
0.4	0.3	0.2	0.1
<button>Restore Defaults</button>			
Info: To know more about a concept, simply hover your mouse above it.			

Figure 5: Advanced options for an expert user.

**Advanced options.** An expert user can change several CROWN parameters, as illustrated in Fig. 5. The first two are straightforward: the number of top passages to display, and to fetch from the underlying Indri model. The node weight threshold  $\alpha$  (Sec. 2.3) can be tuned depending on the level of approximate matching desired: the higher the threshold, the more exact matches are preferred. The edge weight threshold  $\beta$  is connected to the level of statistical significance of the word association measure used: the higher the threshold, the more significant the term pair is constrained to be. Tuning these thresholds are constrained to fixed ranges (node weights: 0.5 – 1.0; edge weights: 0.0 – 0.1) so as to preclude accidentally introducing a large amount of noise in the system.

The conversational query model should be selected depending upon the nature of the conversation. If all questions are on the same topic of interest indicated by the first question, then the intermediate turns are not so important (select *current+first turns*).

On the other hand, if the user keeps drifting from concept to concept through the course of the conversation, then the current and previous turns should be preferred (select *current+previous+first turns*). If the actual scenario is a mix of the two, select *all turns proportionate weights*. The first two settings may be referred to as *star and chain conversations*, respectively [4]. Finally, the relative weights (*hyperparameters*) of the four ranking criteria can be configured freely (0.0 – 1.0), as long as they sum up to one. For example, if more importance needs to be attached to the baseline retrieval, then the Indri score can be bumped up. If position in the passage is something more vital, it could be raised to 0.3, for example. Such changes in options are *reflected immediately* when a new question is asked. Defaults have been tuned on TREC CAsT 2019 training samples. *Restore Defaults* will reset values to defaults.

## 5 CONCLUSION

We demonstrated CROWN, one of the first prototypes for unsupervised conversational question answering over text passages. CROWN resolves implicit context in follow-up questions by expanding the current query with keywords from previous turns, and uses this new conversational query for scoring passages using a weighted combination of similarity, coherence, and positions of approximate matches of query terms. Future work would incorporate fine-tuned BERT embeddings and corpora with more information coverage.

## REFERENCES

- [1] Avishek Anand, Lawrence Cavedon, Hideo Joho, Mark Sanderson, and Benno Stein. 2020. Conversational Search (Dagstuhl Seminar 19461). *Dagstuhl Reports* 9, 11 (2020).
- [2] Ramon Ferrer i Cancho and Richard V. Solé. 2001. The small world of human language. *Royal Soc. of London. Series B: Biological Sciences* 268, 1482 (2001).
- [3] Eunsol Choi, He He, Mohit Iyyer, Mark Yatskar, Wen-tau Yih, Yejin Choi, Percy Liang, and Luke Zettlemoyer. 2018. QuAC: Question Answering in Context. In *EMNLP*.
- [4] Philipp Christmann, Rishiraj Saha Roy, Abdalghani Abujabal, Jyotsna Singh, and Gerhard Weikum. 2019. Look before you Hop: Conversational Question Answering over Knowledge Graphs Using Judicious Context Expansion. In *CIKM*.
- [5] Daniel Cohen, Liu Yang, and W Bruce Croft. 2018. WikiPassageQA: A benchmark collection for research on non-factoid answer passage retrieval. In *SIGIR*.
- [6] Paul A. Crook, Alex Marin, Vipul Agarwal, Samantha Anderson, Ohyoung Jang, Aliasgar Lanewala, Karthik Tangirala, and Imed Zitouni. 2018. Conversational semantic search: Looking beyond Web search, Q&A and dialog systems. In *WSDM*.
- [7] Jeffrey Dalton, Chenyan Xiong, and Jamie Callan. 2019. CAsT 2019: The Conversational Assistance Track Overview. In *TREC*.
- [8] Laura Dietz, Manisha Verma, Filip Radlinski, and Nick Craswell. 2017. TREC Complex Answer Retrieval Overview. In *TREC*.
- [9] Xiao Huang, Jingyuan Zhang, Dingcheng Li, and Ping Li. 2019. Knowledge graph embedding based question answering. In *WSDM*.
- [10] Magdalena Kaiser, Rishiraj Saha Roy, and Gerhard Weikum. 2019. CROWN: Conversational Passage Ranking by Reasoning over Word Networks. In *TREC*.
- [11] Vineet Kumar and Sachindra Joshi. 2017. Incomplete follow-up question resolution using retrieval based sequence to sequence learning. In *SIGIR*.
- [12] Xiaolu Lu, Soumajit Pramanik, Rishiraj Saha Roy, Abdalghani Abujabal, Yafang Wang, and Gerhard Weikum. 2019. Answering Complex Questions by Joining Multi-Document Evidence with Quasi Knowledge Graphs. In *SIGIR*.
- [13] Tri Nguyen, Mir Rosenberg, Xia Song, Jianfeng Gao, Saurabh Tiwary, Rangan Majumder, and Li Deng. 2016. MS MARCO: A Human-Generated Machine Reading Comprehension Dataset. In *NeurIPS*.
- [14] Chen Qu, Liu Yang, Minghui Qiu, Yongfeng Zhang, Cen Chen, W Bruce Croft, and Mohit Iyyer. 2019. Attentive History Selection for Conversational Question Answering. In *CIKM*.
- [15] Gerard Salton, James Allan, and Chris Buckley. 1993. Approaches to passage retrieval in full text information systems. In *SIGIR*.
- [16] Stefanie Tellex, Boris Katz, Jimmy Lin, Aaron Fernandes, and Gregory Marton. 2003. Quantitative evaluation of passage retrieval algorithms for question answering. In *SIGIR*.
- [17] Yi Yang, Wen-tau Yih, and Christopher Meek. 2015. WikiQA: A challenge dataset for open-domain question answering. In *EMNLP*.