

Multiplicity Moments using Tsallis Statistics in High-Energy Hadron-Nucleus Interactions

S. Sharma*^{1,2}, G. Chaudhary¹, K. Sandeep¹, A. Singla¹ and M. Kaur¹

1. Department of Physics, Panjab University, Chandigarh

2. CGC-College of Engineering, Landran, Mohali

India

sandeep.sharma.hep@gmail.com*

The study of higher-order moments of a distribution and its cumulants constitute a sensitive tool to investigate the correlations between the particle produced in high energy interactions. In our previous work we have used the Tsallis q statistics, NBD, Gamma and shifted Gamma distributions to describe the multiplicity distributions in π^- -nucleus and p -nucleus fixed target interactions at various energies ranging from $P_{Lab} = 27$ GeV to 800 GeV. In the present study we have extended our analysis by calculating the moments using the Tsallis model at these fixed target experiment data. By using the Tsallis model we have also calculated the average charged multiplicity and its dependence on energy. It is found that the average charged multiplicity and moments predicted by the Tsallis statistics are in much agreement with the experimental values and indicates the success of the Tsallis model on data from visual detectors. The study of moments also illustrates that KNO scaling hypothesis holds good at these energies.

Keywords: Moments; Average multiplicity; Non-extensive entropy

PACS numbers: 5.90.+m, 13.66.Bc

1. Introduction

Collisions of particles at relativistic high energies lead to the production of various new elementary particles. These particles are produced due to the gluon-gluon, quark-quark and quark-gluon interactions¹ between the constituent quarks and gluons of the colliding particles. These collisions can be hadronic², leptonic³ or hadron-nucleus⁴ in nature. Among these interactions study of hadron-nucleus (hA) interactions plays a significant role in understanding the mechanism of hadron production and their properties. In these interactions nuclear fragmentation products reflect in their characteristics and the mechanism of production of new particles.⁵ It is quite promising to investigate the correlation between the various types of particles produced in the final state of hA collision. The study of high energy hadron-nucleus interactions become very important to understand the particle-particle interactions and the phenomenon of particle production⁶ in heavy ions interactions in nuclear targets. Heavy ion interactions play a key role in the understanding of

*corresponding author

physics of formation of quark-gluon plasma (QGP).⁷ Nucleus-nucleus interactions can be explained as a superposition of hadron-nucleus interactions. Particles produced in the hA interactions are studied using various phenomenological models. The study of charged multiplicity in the final state of high energy interactions can unveil information about the series of events that occur at the early stage of interaction.⁸ Analysis of the charged particle multiplicity gives an understanding about the dynamics of formation of hadrons as a combination of quarks (anti-quarks) and gluons, collectively known as partons. Charged particle production in final state exhibits the footprints of this evolution of hadrons from the partons, embedded in the form of correlations among the particles. The absence of any kind of correlation among the particles gives the Poissonian form of multiplicity distribution.⁹ On other hand, if the production of one particle intensifies the production probability of other particles, then the distribution deviates from Poissonian form. The multiplicity moments become meaningful when one needs to study the properties of multiplicity distributions. The correlation between the produced particles can be studied precisely using higher order moments and their cumulants.¹⁰

Various models and distributions¹¹ have been used to make predictions for charged particle multiplicity which uses the concepts of probability and statistical mechanics. The statistical mechanics has the basic assumption that the quantities like internal energy, volume and Gibbs-entropy are extensive in nature. However, this is normally acceptable when we study and analyse the short range interactions. But when we analyse the long range interactions like quark-quark, gluon-quark and gluon-gluon interactions this assumption no longer stands valid. In such interactions the standard statistical mechanics which is extensive, becomes non-extensive in nature. Therefore, it becomes very crucial to take care of the non-extensive nature during the study of important observables like multiplicity and transverse momentum.¹²

Constantino Tsallis¹³ introduced a possible and desirable solution for this problem. He brought forward the concept of replacing the regular Gibbs entropy with a new Tsallis entropy which is non-extensive in nature. This Tsallis entropy is indexed by a parameter q , a real-valued parameter, which measures the extent of deviation from extensivity. Most of the results from statistical mechanics can be transformed into this new concept. In study of production of quark-gluon plasma in heavy-ion collisions at higher energies, thermostatics is notably significant. In very high energy collisions, statistical equilibrium is supposed to be achieved which leads to the non exponential form of transverse energy distribution of the hadrons produced during the collisions. This non exponential behaviour has been observed not only in heavy ion collisions but also in the leptonic collisions, $e^+e^- \rightarrow hadrons$ as well as in hadronic collisions, $pp (\bar{p}p) \rightarrow hadrons$ and can be described very well by adopting non-extensive equilibrium as ascribed to the Tsallis non-extensive thermodynamics. In above mentioned scenarios, the Tsallis statistics is the best possible solution and technique available to describe the multiplicity distributions

and transverse momentum distributions for a broad range of energies. The Tsallis non-extensive phenomenon, thus plays a key role in the high energy collisions and this non-extensive part of entropy is evaluated by parameter q , the entropic index in the Tsallis function.¹⁴ In this case the total Tsallis entropy of two sub-systems a and b is given by;

$$S_q(a, b) = S_a + S_b + (1 - q)S_a S_b \quad (1)$$

Over the past few years, the Tsallis model was widely used in analysing the MDs in leptonic, hadronic and heavy ion collisions and found to be most successful in describing the experimental data. In the last few years we have also used the Tsallis model to analyse the data from e^+e^- , $\bar{p}p$ and pp collisions for a broad range of energies from lower energies (GeV scale) up to the highest available energies at the LHC.¹⁵⁻¹⁸ In one of our previous analyses¹⁹ we have used the four approaches namely, negative binomial distribution²⁰, gamma distribution²¹, shifted gamma distribution²² and the Tsallis q -statistics¹⁴ to analyse hadron-nucleus data from fixed target experiment. In that analysis comparison between the distributions were done on the basis of minimal χ^2 but none of these distribution could emerge as clear cut choice. The lack of clear cut choice of distribution to describe the experimental data and success of the Tsallis model for a wide range of energies motivate us to further extend our analysis on fixed target experiment data. In this current study we have used the Tsallis model to analyse the correlations between the particles produced in π^- -nucleus and p -nucleus fixed target interactions at various energies P_{Lab} ranging from 27 GeV to 800 GeV to affirm our conclusions.

In Section 2, concise information on moments, Tsallis distribution, formulation to calculate higher order moments and calculation of uncertainty on moments are given. Section 3 gives the details of data used in current work. Section 4 presents the analyses of experimental data and the results obtained. Discussion and conclusion are presented in Section 5.

2. Moments

Multiplicity distribution carries important information about the the correlations of the particle produced in the particle collision processes. The shapes of the MDs vary highly for different processes at various energies. The distribution cannot be described only by the possibilities of N particles generated in the process but also by the generating function of the probability distribution function.²³ The multiplicity distribution obeys conventional Poisson distribution if there is no correlation between the particles produced as in the case of interactions at lower energies. In this scenario dispersion is related with the average multiplicity $\langle N \rangle$ as $D = \sqrt{\langle N \rangle}$. Deviations from a Poisson distribution signifies the correlations amongst the produced particles. Using the presumption that the average multiplicity could be used to formulate the energy dependence of multiplicity distribution at higher energies, the shape of any multiplicity distribution can be outlined. In 1972 Koba, Nielsen

and Olesen proposed the theory of universal scaling²⁴, called as KNO scaling, for multiplicity distributions at high energies to address the matter of energy dependence of multiplicity. The energy dependence at high energy collisions approximated by relation $D \propto \langle N \rangle$ implied the compliance of KNO scaling. To study the validity of scaling hypothesis higher order moments and its cumulants portray very important role. The normalized moments C_α of order α play a key role in determining the violation or holding of KNO scaling. If scaling hypothesis holds good then the normalized moments should be independent of the energy. Not only the validity of KNO scaling but the correlation between the produced particles can also be studied and understood correctly by using factorial moments, F_α of order α . In case of Poisson distribution the factorial moments²⁵ comes out to be 1 for all values of α because of independent particle production. These moments are defined as;

$$C_\alpha = \frac{\langle N^\alpha \rangle}{\langle N \rangle^\alpha} \quad (2)$$

$$F_\alpha = \frac{\langle (N(N-1)\dots(N-\alpha+1)) \rangle}{\langle N \rangle^\alpha} \quad (3)$$

The factorial moments and their cumulants, K_α , are approximately decisive in describing the tail part of distribution²⁶ where events with multitude of particles give a meaningful contribution. The factorial moments and cumulants are related to each other by the relation;

$$F_\alpha = \sum_{i=0}^{\alpha-1} C_{\alpha-1}^i K_{\alpha-i} F_i \quad (4)$$

Factorial moments emphasize the presence of correlation amongst the particles and cumulants of order α exhibit complete α -particle correlation which can not be brought down to the lower order correlation. In precise manner it means, if all α particles are related to each other in α^{th} order of cumulants, then it can not be splitted in to disconnected groups i.e. α particle cluster can not be divided in to further smaller clusters.^{27,28} The study of moments and their dependence on energy helps in formulating, revisiting, accepting and rejecting various statistical and Monte-Carlo models used in describing the particle production mechanism.

2.1. Tsallis Distribution

Tsallis modified the usual Boltzman-Gibbs formulation²⁹ to introduce the concept of non extensive behaviour of entropy. This non-extensive entropy is given by;

$$S = \frac{1 - \sum_a P_a^q}{q - 1} \quad (5)$$

where the probability associated with microstate a is given by P_a and sum of the probabilities over all microstates is normalized with $\sum_a P_a = 1$. The entropic index q with value $q > 1$ and $1 - q$ evaluates the variation of entropy from its extensive behaviour.

In Tsallis q -statistics, the probability distribution function (*pdf*) is illustrated by the partition function Z and defined as,

$$P_N = \frac{Z_q^N}{Z} \quad (6)$$

where Z represents the total partition function and Z_q^N represents partition function at a particular multiplicity, of the grand canonical ensemble of gas consisting of N particles. For N particles, partition function is expressed as;

$$Z(\beta, \mu, V) = \sum \left(\frac{1}{N!} \right) (nV - nv_0)^N \quad (7)$$

n represents the gas density, V is the volume of the system and v_0 is the excluded volume. The generating function of the distribution plays a significant role in determining the physical information of the multiplicity distribution. The generating function for a given multiplicity distribution which is related with the probability can be written as;

$$G(t) = \sum_{N=0}^{\infty} P_N t^N \quad (8)$$

The generating function of the Tsallis distribution can be obtained by using the expression of probability distribution function and is given by;

$$G(t) \approx \exp(t-1)Vn[1 + (q-1)\lambda(Vn\lambda - 1) - 2v_0n] + (t-1)^2(Vn)^2[(q-1)\frac{\lambda^2}{2} - \frac{v_0}{V}] \quad (9)$$

The generating function of Tsallis probability has the same form as that of Negative Binomial distribution ($G_{NBD} = [1 - \frac{\langle N \rangle}{k}(t-1)]^{-k} = \exp[\langle N \rangle (t-1)]$) with average of number of particles \bar{N} for Tsallis probability as;

$$\bar{N} = Vn[1 + (q-1)\lambda(Vn\lambda - 1) - 2v_0n], \quad (10)$$

where λ is related to the temperature through parameter λ as;

$$\lambda(\beta, \mu) = -\frac{\beta}{n} \frac{\partial n}{\partial \beta} \quad (11)$$

More details and the method to calculate the partition function for N particles, in the Grand Canonical Ensemble, Tsallis q -index and Tsallis N -particle probability distribution can be found in reference [14].

2.2. Higher order Moments

Using the average number of particles produced, we can calculate the normalized moments of order α for the Tsallis distribution. These moments are given by $C_\alpha = \frac{\langle N^\alpha \rangle}{\langle N \rangle^\alpha}$, with average multiplicity $\langle N \rangle$ ($\bar{N} = \langle N \rangle$). The factorial moments are defined as;

$$F_\alpha = \frac{\langle (N(N-1)\dots(N-\alpha+1)) \rangle}{\langle N \rangle^\alpha} \quad (12)$$

$$F_\alpha = \left(\frac{1}{\langle N \rangle^\alpha} \right) \frac{d^\alpha G(t)}{dt^\alpha} \quad (13)$$

with $G(t)$ is the generating function of the Tsallis distribution given by equation (9). The factorial moments and normalised moments are related to each other and can be expressed in the form of C_α . The first five factorial moments are;

$$\begin{aligned} F_2 &= C_2 - \frac{C_1}{\langle N \rangle} \\ F_3 &= C_3 - 3 \frac{C_2}{\langle N \rangle} + 2 \frac{C_1}{\langle N \rangle^2} \\ F_4 &= C_4 - 6 \frac{C_3}{\langle N \rangle} + 11 \frac{C_2}{\langle N \rangle^2} - 6 \frac{C_1}{\langle N \rangle^3} \\ F_5 &= C_5 - 10 \frac{C_4}{\langle N \rangle} + 35 \frac{C_3}{\langle N \rangle^2} - 50 \frac{C_2}{\langle N \rangle^3} + 24 \frac{C_1}{\langle N \rangle^4} \end{aligned} \quad (14)$$

2.3. Uncertainty on Moments

The method of partial derivatives is used to calculate the errors on the moments for a specified normalized probability distribution P_N , possessing an uncertainty e_N . This method is reliable with the presumption that errors on the individual bins possess no correlation.³⁰ Using this method,

$$\frac{\partial C_\alpha}{\partial P_N} = \frac{N^\alpha \langle N \rangle - \langle N^\alpha \rangle \alpha N}{\langle N \rangle^{\alpha+1}} \quad (15)$$

$$\frac{\partial F_\alpha}{\partial P_N} = \frac{N(N-1)\dots(N-\alpha+1)\langle N \rangle - \langle N(N-1)\dots(N-\alpha+1) \rangle \alpha N}{\langle N \rangle^{\alpha+1}} \quad (16)$$

The total is then

$$E_\alpha^2 = \sum_N \left(\frac{\partial X_\alpha}{\partial P_N} e_N \right)^2 \quad (17)$$

where X_α is C_α or F_α

3. Data used

In present study the experimental data from pion-emulsion and proton-emulsion interactions from different fixed target experiments from the energy range 27 to 800

GeV have been analysed.¹⁹ It is interesting to revisit these old data for the Tsallis model which successfully describe the present day data at higher energies. The data under study on pion-nucleus interactions mainly come from the fixed target experiments using nuclear emulsions as the detector.³¹ The passage of a charged particle through nuclear emulsion leaves behind a trail of ionization produced in AgBr crystals which are reduced to specks of silver. This trail of specks, known as track, is scrutinized under high power precision telescopes. In the present study π^- -Em data at $P_{Lab} = 50$ GeV, 200 GeV, 340 GeV and 525 GeV have been analysed. Along with the π^- -Em data, we have also analysed the data of proton-Emulsion, p -Em interactions at $P_{Lab} = 27$ GeV, 67 GeV, 200 GeV, 300 GeV, 400 GeV and 800 GeV. More details about the data can be found in the reference [19].

4. Analysis and Results

In this section results of the average charged multiplicities and higher order moments calculated using the Tsallis q -statistics and their comparison with the experimental data are discussed.

4.1. Average multiplicities

The probability distribution functions calculated from the Tsallis models have been used for the π^- -Em and p -Em experimental data. For the Tsallis model the non-extensive parameter q in every case is found to be greater than 1 and increases linearly with increase in energy, P_{Lab} as discussed in our previous analysis. One important feature of multiparticle states in high energy interactions is evolution of mean charged multiplicity with energy.^{32,33} In the present analyses it is observed that dependence of average charged multiplicity can be described well using the power law. The variation of the mean multiplicity as a function of energy, P_{Lab} follows the power law $\langle N \rangle = a (P_{Lab})^b$. The q values and average multiplicity values calculated from the Tsallis model are given in Table I. These values are compared with the experimental values for π^- -Em and p -Em interactions and found to be in good agreement as shown in figures 1 & 2. In the present analysis, the power law which describes the dependence of average multiplicity, $\langle N \rangle$ on energy P_{Lab} takes the form as follows,

For π^- -Em;

$$\text{For the Data : } \quad \langle N \rangle = 2.826(P_{Lab})^{0.226} \quad (18)$$

$$\text{For the Tsallis Model : } \quad \langle N \rangle = 2.708(P_{Lab})^{0.274} \quad (19)$$

For p -Em;

$$\text{For the Data : } \quad \langle N \rangle = 2.281(P_{Lab})^{0.331} \quad (20)$$

$$\text{For the Tsallis Model : } \quad \langle N \rangle = 2.276(P_{Lab})^{0.335} \quad (21)$$

In the case of π^- -Em interactions, the average multiplicity predicted by the Tsallis model at $P_{Lab} = 525$ GeV is found to be, $\langle N \rangle_{TS} = 15.36 \pm 0.80$ compared to the experimental values of $\langle N \rangle_{\pi^-Em} = 15.93 \pm 0.22$ whereas in case of proton emulsion interactions the $\langle N \rangle$ using the Tsallis model at $P_{Lab} = 800$ GeV is found to be $\langle N \rangle_{TS} = 19.59 \pm 0.63$ compared to the experimental value of $\langle N \rangle_{p-Em} = 20.02 \pm 0.29$.

4.2. Moments

The Tsallis model has been used to calculate the moments in order to study the correlation between the particles produced in the final state of hadron-nucleus interactions. The probability distribution function is calculated from the Tsallis model using equations (6) and (7) and then fitting is performed on experimental multiplicity data at each of the given energies. The multiplicity distribution obtained from the Tsallis model is then used to calculate the moments of the distribution using equations (2) and (3). The dependence of C_α and F_α moments on the energy P_{Lab} for π^- -Em and p -Em data are shown in figures 3 and 4 respectively. The normalised and factorial moments from the data are compared with the moments obtained from the Tsallis model and are listed in Table II and III. Both the moments C_α and F_α obtained from the Tsallis model are found to be in good agreement with the experimental data. It is observed that the F_α moments in each case is greater than unity, confirming the correlation between the produced particles. It has been found that the moments C_α and F_α remains constant with increase in energy for π^- -Em and p -Em interactions. The independence of moments on P_{Lab} clearly indicates that the KNO scaling holds good at the lower energies.

5. Conclusions

Detailed analysis of the experimental data on multiplicity distributions of particles produced in the interactions of proton with emulsion nuclei at incident energies between $P_{Lab} = 27$ GeV to 800 GeV and interaction of pion with emulsion nuclei at $P_{Lab} = 50, 200, 340$ and 525 GeV has been done. The study of multiplicity distributions, their moments and dependence of average multiplicity on the energy helps us in understanding the process and readable features of particle production mechanism at higher energies. Experimentally the particles produced in the high energy interactions are found to be correlated. The random and irregular cascading

processes that occur during the particle production cause the dynamical fluctuations. These dynamical fluctuations are responsible for the correlations between the produced particles. The correlation between the particles can be perceived from the factorial moments. If the particle production is independent then factorial moments are always unity but on other hand if particles are correlated then the factorial moments are greater than unity. The normalized moments are being used to study the holding or breaking of KNO scaling. The energy independence of these moments signifies the upholding of KNO scaling whereas energy dependence of these moments reflects the KNO scaling violation. In the current study the average multiplicity, higher order moments are determined by using the Tsallis model. The values obtained from the Tsallis model are found to be in good agreement with the experimental data. The study of Tsallis model at these energies clearly supports the upholding of KNO scaling and the correlations between the particles as observed in the experimental values. The success of the Tsallis model at both lower and higher energies makes it better and preferable choice for studying the particle production mechanism. In future It will be intriguing to analyse the Tsallis model on the heavy-ion data at higher energies (at $\sqrt{s} > 13$ TeV, LHC) to explore the new aspects of particle production mechanism.

References

1. V. V. Anisovich, M. N. Kobrinsky, Yu. M. Shabelski and J. Nyiri, Quark Model and High Energy Collisions, Second Edition, *World Scientific Pub Co Inc*, (2004)
2. R. P. Feynman, *Phys. Rev. Lett.* **23**, (1969) 1415
3. I. Bediaga, E.M.F. Curado and J.M. de Miranda, *Physica A* **286**, (2000) 156
4. N. Dobrotin, *ICRC* **10**, (1977) 456
5. B. Webber, *Int. J. Mod. Phys. A* **15**, (2000) 577
6. G. Wilk and Z. Wodarczyk, *Int. J. Mod. Phys. A* **33**, (2018) 1830008
7. H. Bohr and H. B. Nielsen, *Nucl. Phys. B.* **128 (2)**, (1977) 275
8. C. Fuglesang, *Multiparticle Dynamic*, edited by A. Giovannini and W. Kittel, World Scientific, Singapore, (1997) 193
9. D. J. Mangeol, arXiv:hep-ex/0110029
10. A. Giovannini, S. Lupia, and R. Ugoccioni, *Phys. Lett. B* **374**, (1996) 231
11. Z. Koba, D. Weingarten, *Lett. al Nuov. Cim.* **8**, (1973) 303
12. G. Wilk and Z. Wlodarczyk, *Physica A* **305** (2002) 227.
13. C. Tsallis, *J. Stat. Phys.* **52**, (1988) 479
14. C.E. Aguiar and T. Kodama, *Physica A* **320**, (2003) 371
15. S. Sharma, M. Kaur and S. Kaur, *Int. J. Mod. Phys. E* **25** (2016) 1650041
16. S. Sharma, M. Kaur and S. Thakur, *Phys. Rev. D* **95** (2017) 114002
17. S. Sharma and M. Kaur, *Phys. Rev. D* **98** (2018) 034008
18. S. Sharma, M. Kaur and S. Thakur, *Int. J. Mod. Phys. E* **27** (2018) 1850101
19. S. Sharma, M. Kaur and S. Thakur, *Int. J. Mod. Phys. E* **26**, (2017) 1750006
20. J. F. Lawless, *CJS* **15**, (1987) 209
21. K. Urmosy, G. G. Barnafoldi and T. S. Biro, *Phys. Lett. B* **701**, (2011) 111
22. K. Urmosy, G.G. Barnafoldi and T. S. Biro, *Phys. Lett. B* **718**, (2012) 125
23. A. Capella, I. M. Dremin, V. A. Nechitailo and J. T. T. Van, *Z.Phys. C* **75**, 89 (1997)
24. Z. Koba, H. B. Nielsen, P. Olesen, *Nucl. Phys. B* **40**, (1972) 317
25. A. H. Mueller. *Phys. Rev. D* **4**, (1971) 150
26. P. Zhuang, *Phys. Rev. C* **66**, (2002) 064901
27. I. M. Dremin and J. W. Gary, *Phys. Rept.* **349** (2001) 301
28. S. Radka, T. Boris, and B. Marcus, *Phys. Rev. C* **98**, (2018) 064907
29. R. Hagedorn, *Riv. del Nuovo Cimento* **6**, (1983) 1-50
30. J. F. Grosse-Oetringhaus, K. Reygers, *J. Phys. G* **37**, (2010) 083001
31. G. P. S. Occhialini, C. F. Powell, *Nature* **159**, (1947) 453
32. E. Fermi et al., *Prog. Theor. Phys.* **5**, (1950) 570
33. H. Satz, *Current Induced Reactions* **56**, (1975) 49

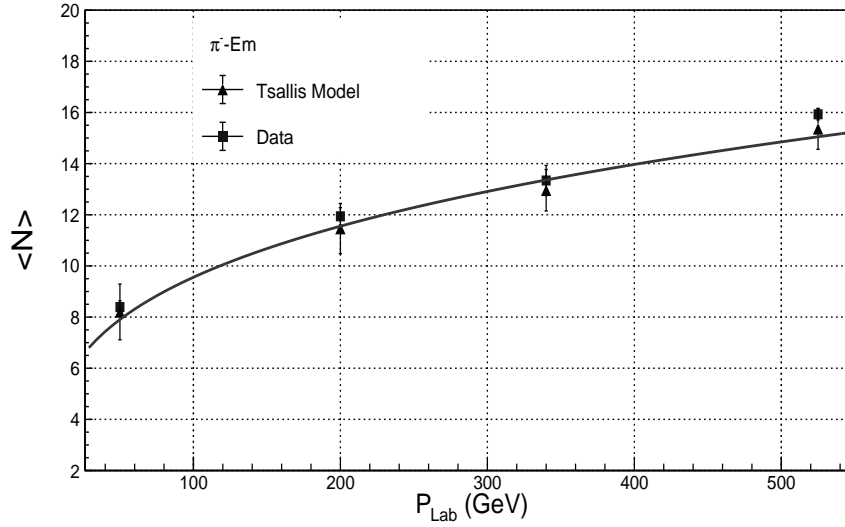


Fig. 1. Dependence of the average multiplicity $\langle N \rangle$ on energy, P_{Lab} for π^- -Em interactions and comparison with the experimental values. The solid line corresponds to the equation (19)

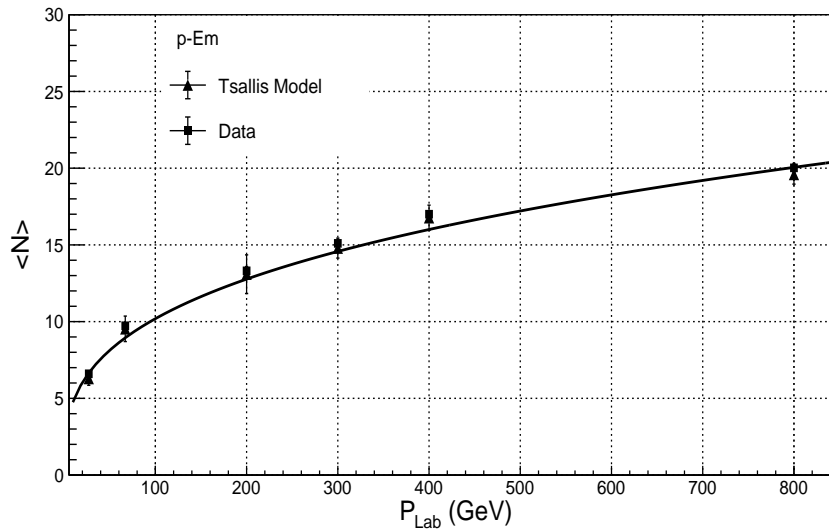


Fig. 2. Dependence of the average multiplicity $\langle N \rangle$ on energy, P_{Lab} for p -Em interactions and comparison with the experimental values. The solid line corresponds to the equation (21)

Table 1. Average charged multiplicity $\langle N \rangle$ values from experiment as well as from the Tsallis model at various energies in π^- -Em and p -Em interactions.

Energy	Experiment	Tsallis Model	
P_{Lab} (GeV)	Average Multiplicity $\langle N \rangle$	Average Multiplicity $\langle N \rangle$	Tsallis q parameter q
π^- -Em			
50	8.39 ± 0.25	8.20 ± 1.09	1.006 ± 0.004
200	11.94 ± 0.34	11.46 ± 0.98	1.149 ± 0.017
340	13.34 ± 0.59	12.96 ± 0.81	1.069 ± 0.009
525	15.93 ± 0.22	15.36 ± 0.80	1.258 ± 0.020
p -Em			
27	6.60 ± 0.10	6.29 ± 0.44	1.001 ± 0.002
67	9.73 ± 0.23	9.53 ± 0.83	1.034 ± 0.014
200	13.31 ± 0.28	13.09 ± 1.26	1.149 ± 0.241
300	15.10 ± 0.20	14.74 ± 0.65	1.369 ± 0.031
400	17.00 ± 0.21	16.77 ± 0.82	1.464 ± 0.018
800	20.02 ± 0.29	19.59 ± 0.63	1.633 ± 0.026

 Table 2. Comparison of reduced moments C_α from the experimental data and the Tsallis model at various energies in π^- -Em and p -Em interactions.

Energy P_{Lab} (GeV)	Reduced Moments							
	Experimental Values				Tsallis Model			
	C_2	C_3	C_4	C_5	C_2	C_3	C_4	C_5
π^- -Em								
50	1.246 ± 0.020	1.854 ± 0.063	3.198 ± 0.188	6.228 ± 0.449	1.262 ± 0.011	1.852 ± 0.040	3.301 ± 0.131	6.242 ± 0.118
200	1.294 ± 0.012	2.024 ± 0.044	3.646 ± 0.117	6.281 ± 0.282	1.275 ± 0.024	1.901 ± 0.107	3.311 ± 0.351	6.301 ± 0.160
340	1.243 ± 0.007	1.815 ± 0.020	3.183 ± 0.034	6.052 ± 0.094	1.263 ± 0.021	1.874 ± 0.814	3.119 ± 0.285	5.991 ± 1.160
525	1.278 ± 0.013	1.986 ± 0.046	3.609 ± 0.115	6.236 ± 0.269	1.284 ± 0.019	1.934 ± 0.013	3.357 ± 0.027	6.183 ± 0.431
p -Em								
27	1.297 ± 0.015	2.055 ± 0.065	3.817 ± 0.221	6.080 ± 0.700	1.237 ± 0.052	1.953 ± 0.095	3.714 ± 0.276	6.007 ± 0.689
67	1.278 ± 0.009	1.943 ± 0.030	3.849 ± 0.077	6.335 ± 0.176	1.258 ± 0.026	1.804 ± 0.265	3.545 ± 0.036	5.980 ± 0.152
200	1.354 ± 0.009	2.251 ± 0.028	4.064 ± 0.065	6.568 ± 0.119	1.299 ± 0.443	1.993 ± 0.178	4.083 ± 0.850	6.061 ± 0.532
300	1.338 ± 0.008	2.175 ± 0.026	4.050 ± 0.062	6.325 ± 0.140	1.307 ± 0.014	2.094 ± 0.073	3.995 ± 0.214	6.107 ± 0.609
400	1.317 ± 0.007	2.087 ± 0.021	3.959 ± 0.051	6.410 ± 0.113	1.319 ± 0.029	2.114 ± 0.055	3.899 ± 0.110	6.160 ± 0.685
800	1.306 ± 0.007	2.041 ± 0.017	3.992 ± 0.031	6.854 ± 0.038	1.312 ± 0.092	2.120 ± 0.063	3.739 ± 0.087	6.635 ± 0.790

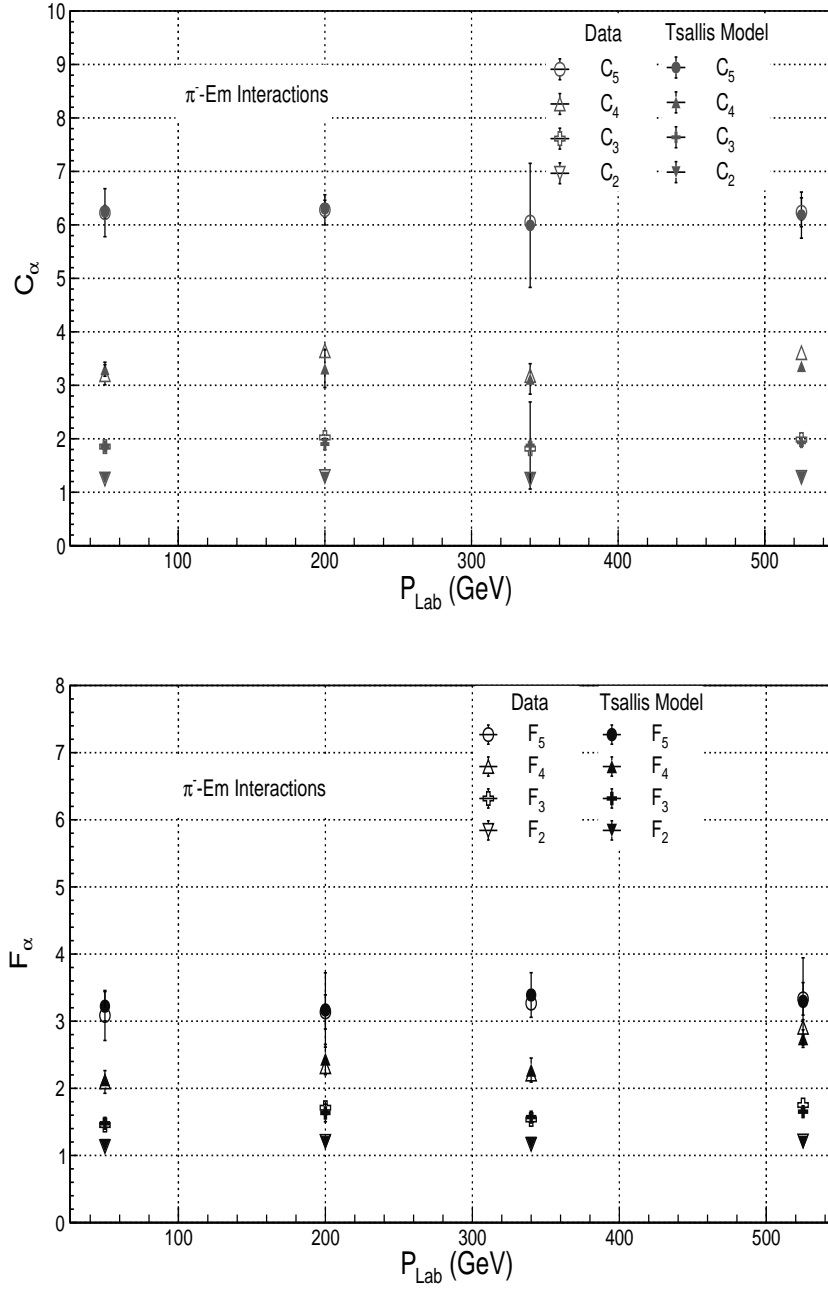


Fig. 3. Dependence of C_α and F_α moments calculated from the Tsallis model on energy P_{Lab} for π^- -Em interactions and comparison with the experimental data.

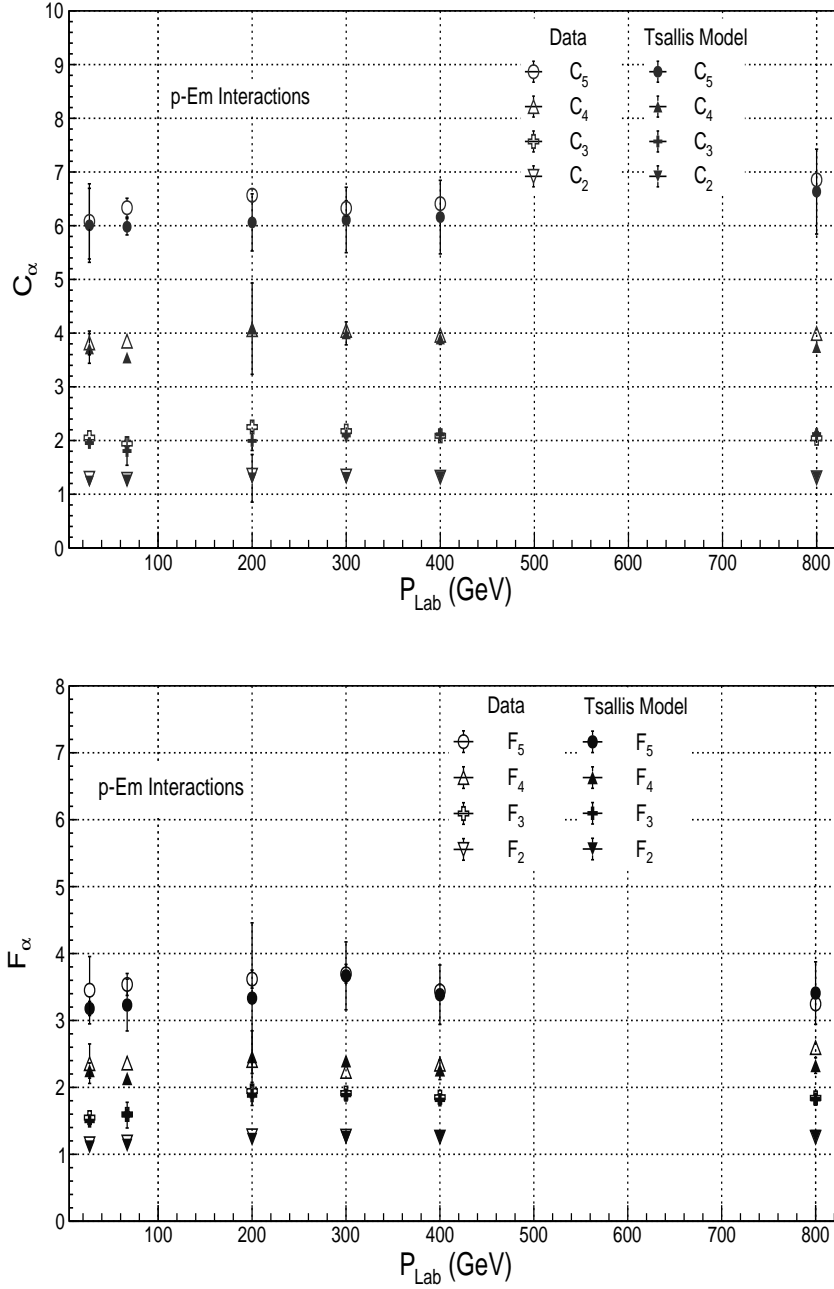


Fig. 4. Dependence of C_α and F_α moments calculated from the Tsallis model on energy P_{Lab} for p -Em interactions and comparison with the experimental data.

Table 3. Comparison of factorial moments F_α from the experimental data and the Tsallis model at various energies in π^- -Em and p -Em interactions.

Energy	Factorial Moments							
P_{Lab} (GeV)	Experimental Values				Tsallis Model			
	F_2	F_3	F_4	F_5	F_2	F_3	F_4	F_5
π^- -Em								
50	1.131 ± 0.019	1.453 ± 0.066	2.095 ± 0.169	3.085 ± 0.372	1.148 ± 0.016	1.479 ± 0.036	2.130 ± 0.080	3.223 ± 0.218
200	1.209 ± 0.015	1.711 ± 0.050	2.321 ± 0.118	3.138 ± 0.254	1.189 ± 0.017	1.633 ± 0.131	2.437 ± 0.217	3.167 ± 0.553
340	1.165 ± 0.008	1.536 ± 0.021	2.212 ± 0.044	3.268 ± 0.077	1.179 ± 0.016	1.571 ± 0.016	2.272 ± 0.179	3.390 ± 0.332
525	1.215 ± 0.013	1.751 ± 0.046	2.909 ± 0.113	3.333 ± 0.242	1.194 ± 0.007	1.652 ± 0.015	2.741 ± 0.131	3.295 ± 0.649
p -Em								
27	1.157 ± 0.018	1.549 ± 0.069	2.354 ± 0.295	3.452 ± 0.503	1.108 ± 0.016	1.498 ± 0.049	2.252 ± 0.113	3.179 ± 0.105
67	1.183 ± 0.009	1.596 ± 0.036	2.363 ± 0.079	3.538 ± 0.164	1.133 ± 0.009	1.585 ± 0.192	2.133 ± 0.091	3.230 ± 0.387
200	1.276 ± 0.011	1.946 ± 0.033	2.401 ± 0.072	3.618 ± 0.135	1.221 ± 0.034	1.878 ± 0.148	2.460 ± 0.385	3.334 ± 1.125
300	1.271 ± 0.010	1.915 ± 0.028	2.238 ± 0.067	3.698 ± 0.139	1.252 ± 0.081	1.885 ± 0.055	2.398 ± 0.024	3.667 ± 0.507
400	1.256 ± 0.008	1.853 ± 0.023	2.346 ± 0.053	3.440 ± 0.101	1.259 ± 0.009	1.814 ± 0.032	2.262 ± 0.145	3.385 ± 0.444
800	1.254 ± 0.008	1.843 ± 0.019	2.594 ± 0.036	3.247 ± 0.050	1.267 ± 0.010	1.823 ± 0.049	2.327 ± 0.117	3.409 ± 0.467