

Blind Data Detection in Massive MIMO via ℓ_3 -norm Maximization over the Stiefel Manifold

Ye Xue, *Student Member, IEEE*, Yifei Shen, *Student Member, IEEE*, Vincent Lau, *Fellow, IEEE*, Jun Zhang, *Senior Member, IEEE*, and Khaled B. Letaief, *Fellow, IEEE*

Abstract

Massive MIMO has been regarded as a key enabling technique for 5G and beyond networks. Nevertheless, its performance is limited by the large overhead needed to obtain the high-dimensional channel information. To reduce the huge training overhead associated with conventional pilot-aided designs, we propose a novel blind data detection method by leveraging the channel sparsity and data concentration properties. Specifically, we propose a novel ℓ_3 -norm-based formulation to recover the data without channel estimation. We prove that the global optimal solution to the proposed formulation can be made arbitrarily close to the transmitted data up to a phase-permutation ambiguity. We then propose an efficient parameter-free algorithm to solve the ℓ_3 -norm problem and resolve the phase-permutation ambiguity. We also derive the convergence rate in terms of key system parameters such as the number of transmitters and receivers, the channel noise power, and the channel sparsity level. Numerical experiments will show that the proposed scheme has superior performance with low computational complexity.

Index Terms

Massive MIMO, blind data detection, non-convex optimization, Stiefel manifold.

Y. Xue, Y. Shen, V. Lau and K. B. Letaief are with the Department of Electronic and Computer Engineering, Hong Kong University of Science and Technology, Hong Kong (E-mail: yxueaf, yshenaw, eeknlau, eekhaled@ust.hk). J. Zhang is with the Department of Electronic and Information Engineering, The Hong Kong Polytechnic University, Hong Kong (E-mail: jun-eie.zhang@polyu.edu.hk). (The corresponding author is Y. Xue)

I. INTRODUCTION

Massive multiple-input multiple-output (MIMO) can significantly enhance spectral efficiency and reduce interference in cellular networks, and thus has been regarded a key enabler for 5G and beyond networks [1]. However, the benefits heavily rely on accurate channel state information (CSI), which represents a major challenge, especially for systems with higher frequencies, e.g., millimeter wave (mmWave) massive MIMO systems [2]. It is largely due to the faster temporal variations and the large dimension of the channel matrix. A common approach is to send sufficient pilot symbols for reliable channel estimation, which then enables coherent data detection. However, with the limited coherence time and large dimension of the channel matrix, the pilot overhead will easily occupy too much radio resource. In addition, due to the limited number of orthogonal pilot sequences in multi-cell systems, pilot contamination will further jeopardize the performance of coherent massive MIMO systems [3]. To overcome this difficulty, blind data detection methods have been proposed to recover the data from the received signal without training pilots [4]–[7]. The blind scheme can achieve a degrees of freedom (DoF) of $K(1 - \frac{K}{T})$ for a massive MIMO system with K transmit antennas and M receive antennas in a rich scattering environment where T is the coherence time [4]. This is the same as that achieved by a coherent massive MIMO system taking account of the pilot overhead [8].

Recently, it has been shown that by exploiting the sparsity structure of massive MIMO channels, the performance can be further improved [7]–[10]. Particularly, Zhang et. al [8] showed that under some regularity conditions, blind detection can achieve a DoF arbitrarily close to $K(1 - \frac{1}{T})$ for sparse massive MIMO channels. Approximate message passing (AMP)-based algorithms were proposed in [8] and [9] for blind data detection by exploiting the sparsity of the channel, which showed a superior performance. However, AMP-based approaches generally rely on strict assumptions on the prior distributions of the channel and data, and require an iterative message passing algorithm that leads to significant complexity due to the large problem size in massive MIMO systems. In [10], a subspace-based method, which decomposes the covariance of the received signal into the subspace of the channel and refines the decomposition by exploiting the channel sparsity, was proposed in blind detection for massive MIMO. However, a long sample sequence of the received signal is required to estimate the covariance, which is applicable only with a very long channel coherence time and very low mobility. In addition, all of the aforementioned works focused on algorithm development, but did not provide a theoretical

analysis of the achievable performance.

In this paper, we propose a novel formulation for blind data detection for sparse massive MIMO channels, supported by an efficient algorithm which does not require the knowledge of the prior distributions of the data and the channel. In addition, the proposed scheme does not contain tuning parameters, and enjoys fast implementation. The theoretical justification of the formulation and the convergence rate of the algorithm are also developed. The main contributions are summarized as follows:

- **Data Concentration Property:**¹ In this paper, we exploit the statistical information of the data transmitted in general communication systems for a novel formulation of the blind detection problem. Specifically, we show that under mild conditions, there is a *data concentration* phenomenon, which enables a simple blind sparse recovery formulation of a massive MIMO system over the Stiefel manifold.
- **Blind Detection via ℓ_3 -norm Maximization:** It was shown in [8] that the channel sparsity leads to a fundamental performance gain for the degrees of freedom of massive MIMO systems. Hence our proposed formulation leverages the sparsity structure of massive MIMO channels. Traditionally, ℓ_1 -norm is the most widely used formulation to induce sparsity [12]. However, the non-smooth nature of the ℓ_1 -norm results in low-convergence speed and high complexity [13]. In this paper, inspired by the smoothness and the fact that a high-order norm promotes sparsity [14]–[18], we consider ℓ_3 -norm maximization over the Stiefel manifold for blind data recovery of massive MIMO systems with sparse channels. Furthermore, we show that the global maximizer of the formulation is arbitrarily close to the true data up to a phase and permutation ambiguity for a sufficiently large number of antennas.
- **Efficient Algorithm and Convergence Rate Analysis:** By taking advantage of the smooth property of the ℓ_3 -norm and the geometric structure of the Stiefel manifold, a parameter-free algorithm with low complexity is proposed for blind data recovery for massive MIMO systems. We show that under mild conditions, the proposed algorithm converges to the stationary point of the ℓ_3 -norm maximization problem. We further show that the convergence rate is given by $\mathcal{O}\left(\frac{M \sum_{k=1}^K \theta\left((G_{k,k}/\sigma_z^2)^{-1}+1\right)^{3/2}-((G_{k,k}/\sigma_z^2)^{-1})^{3/2}}{J}\right)$ for a large-scale receive

¹In this paper, the term *concentration* represents the *concentration of measure* phenomenon. This phenomenon can be informally expressed as “A random variable that depends in a Lipschitz way on many independent variables is essentially constant.” [11].

array, where K is the number of transmitters, M is the number of receivers, $G_{k,k}$ and σ_z^2 are the large-scale fading coefficient of the k -th transmitter and the variance of the channel noise. The coefficient $\theta \in (0, 1)$ represents the sparsity level of the channel and J is the number of iterations.

The rest of the paper is organized as follows. In Section II, we present the system model, the sparse MIMO channel and the data concentration property. In Section III, we present the ℓ_3 -norm-based manifold optimization problem as a new formulation for blind data detection problem. We further discuss the structural properties of the optimal solution to the new formulation in the noiseless and noisy cases. A fast and parameter-free algorithms is proposed and the corresponding convergence analysis are given in Section IV. Sample numerical simulation results are provided in Section V. Finally, Section VI summarizes the work.

Notations: \mathbf{X}^{-1} and \mathbf{X}^H denote the inverse and conjugate transpose of matrix \mathbf{X} , respectively. $\text{null}(\mathbf{X})$ represents the null space of \mathbf{X} . $|\mathbf{X}|$ is used to take an element-wise absolute value. $\text{diag}[\mathbf{x}]$ represents a diagonal matrix constructed by using \mathbf{x} as the diagonal elements. The i -th row vector and j -th column vector in \mathbf{X} are $\mathbf{X}_{i,:}$ and $\mathbf{X}_{:,j}$, respectively. $X_{i,j}$ represents the element in the i -th row and j -th column of \mathbf{X} . \odot denotes the Hadamard product. $\lceil \cdot \rceil$ denotes the ceiling operator. $\langle \mathbf{X}, \mathbf{Y} \rangle$ is the general inner product of \mathbf{X} and \mathbf{Y} . Finally, $\|\mathbf{X}\|_F$, $\|\mathbf{X}\|$ and $\|\mathbf{X}\|_p$ are respectively, the Frobenius norm, spectral norm and induced ℓ_p norm of matrix \mathbf{X} .

II. SYSTEM MODEL

In this section, we introduce the system model of the considered massive MIMO system, followed by the sparse channel model and the data concentration property.

A. System Model

Consider a single-cell mmWave massive MIMO communication system, as illustrated in Fig. 1. There are K single-antenna users transmitting to a base station (BS) that is equipped with M receive antennas with $M \gg K \gg 1$. Denote $\mathbf{X}_{k,:} \in \mathbb{C}^{1 \times T}$ as the T symbols transmitted by user $k \in \{1, \dots, K\}$ within one frame. The aggregate transmit symbols of the K users are denoted by $\mathbf{X} \in \mathbb{C}^{K \times T}$. For simplicity, we consider a block flat fading channel, but the framework can be easily extended to OFDM systems. The received signal $\mathbf{Y} \in \mathbb{C}^{M \times T}$ at the BS is given by

$$\mathbf{Y} = \mathbf{H}\mathbf{G}^{1/2}\mathbf{P}^{1/2}\mathbf{X} + \mathbf{Z}, \quad (1)$$

where $\mathbf{P} = \text{diag}[P_{1,1}, \dots, P_{K,K}]$ is the transmit power of the K users, $\mathbf{H} = [\mathbf{H}_{:,1}, \dots, \mathbf{H}_{:,K}]$ is the aggregate MIMO channel matrix, $\mathbf{H}_{:,k} \in \mathbb{C}^{M \times 1}$ is the channel matrix between the k -th user and the BS, $\mathbf{G} = \text{diag}[G_{1,1}, \dots, G_{K,K}]$ is the aggregate large-scale fading coefficients of the K users to the BS, and $\mathbf{Z} \in \mathbb{C}^{M \times T}$ is the aggregate additive channel noise of independent and identically distributed (i.i.d.) $\mathcal{CN}(0, \sigma_z^2)$ elements. We assume that the BS has knowledge of \mathbf{G} , which can be obtained in practice with a very low signaling overhead due to the slowly varying path gain.

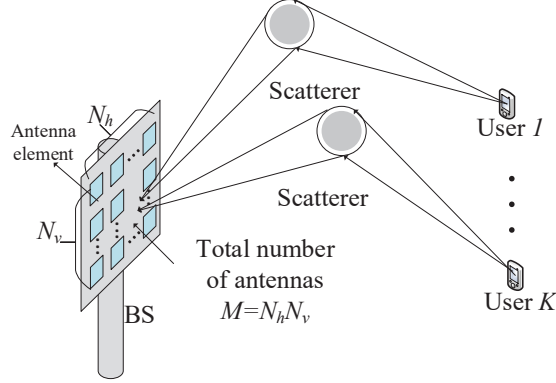


Fig. 1: Illustration of the uplink of a single-cell multi-user mmWave massive MIMO system.

B. Sparsity of the mmWave MIMO Channel

The mmWave propagation environment is well characterized by a clustered channel model [19], which can be parameterized by $N_l(k)$ paths of the k -th user. The small-scale mmWave channel matrix $\mathbf{H}_{:,k}$ between user k and the BS during the coherence time is given by

$$\mathbf{H}_{:,k} = \sqrt{\frac{M}{N_l(k)}} \sum_{l=1}^{N_l(k)} \alpha_{lk} \mathbf{a}_r(\varphi_{lk}^r, \theta_{lk}^r), \quad (2)$$

where α_{lk} denotes the normalized path gain of the l -th path for the k -th user. We assume that α_{lk} are i.i.d. random variables following the complex Gaussian distribution $\mathcal{CN}(0, 1)$, φ_{lk}^r and θ_{lk}^r denote the azimuth and zenith angles of arrival (AoA) of the l -th path for the k -th user, and $\mathbf{a}_r(\varphi_{lk}^r, \theta_{lk}^r)$ represents the receive and transmit array response vectors. For simplicity, we assume that the BS is equipped with a uniform rectangular planar array (URPA) with N_h and N_v elements ($M = N_h N_v$) in the horizontal and vertical direction, respectively. The array response vector is given by [20]

$$\mathbf{a}(\varphi, \theta) = \frac{1}{\sqrt{M}} [1, \dots, e^{j\frac{2\pi}{\lambda} d(n_v \sin(\varphi) \sin(\theta) + n_h \cos(\theta))}, \dots, e^{j\frac{2\pi}{\lambda} d((N_v-1) \sin(\varphi) \sin(\theta) + (N_h-1) \cos(\theta))}]^T, \quad (3)$$

where $0 \leq n_v \leq N_v$ and $0 \leq n_h \leq N_h$.

The spatial aggregate channel $\mathbf{H} = [\mathbf{H}_{:,1}, \mathbf{H}_{:,2}, \dots, \mathbf{H}_{:,K}]$ of K users can be expressed by a “virtual angular domain” representation $\bar{\mathbf{H}}$ [21] as follows:

$$\mathbf{H} = \mathbf{U}_M \bar{\mathbf{H}}, \quad (4)$$

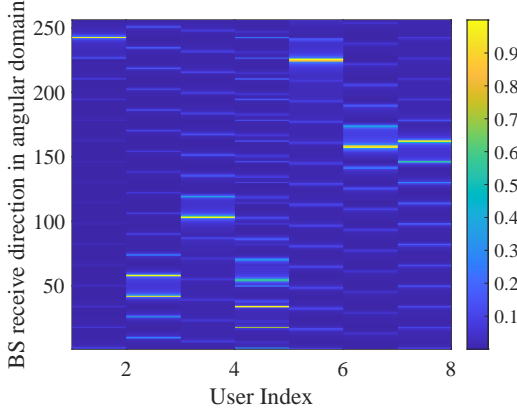
where \mathbf{U}_M is the steering matrix for the receive array. With an $N_h \times N_v$ receive URPA, we have $\mathbf{U}_M = \mathbf{F}_{N_v} \otimes \mathbf{F}_{N_h}$ [22], where $\mathbf{F}_{N_v} \in \mathbb{C}^{N_v \times N_v}$ and $\mathbf{F}_{N_h} \in \mathbb{C}^{N_h \times N_h}$ are the unitary discrete Fourier transform (DFT) matrices. $\bar{H}_{m,k}$ can be interpreted as the normalized channel gain between the k -th user and the m -th discrete receive angle [21]. From [23], the number of clusters is quite limited in the mmWave band. Furthermore, M is usually quite large to mitigate the path loss effect in mmWave frequencies [24]. Hence, the number of paths is usually much smaller than the channel dimension, i.e., $N_t(k) \ll M$. Therefore, $\bar{\mathbf{H}}$ can be regarded as *approximately sparse*.² In this paper, we define the sparsity level $\theta \in (0, 1)$ as the average number of non-zero elements in the sparse channel $\bar{\mathbf{H}}$, i.e., $\theta = \frac{\|\bar{\mathbf{H}}\|_0}{N_h N_v K}$. Fig. 2 shows a realization of $\bar{\mathbf{H}}$ for a massive MIMO mmWave channel according to the statistical spatial channel model (SSCM) implemented in NYUSIM [23]. As illustrated, most of the entries of $\bar{\mathbf{H}}$ are quite small (with $\theta \approx 0.0132$)³ due to the limited number of scatterers in mmWave channels [19]. The channel sparsity can be further promoted through a more accurate sparse basis \mathbf{U}_M , which can be found using the offline learning method proposed in [25].

C. Data Concentration on the Stiefel Manifold

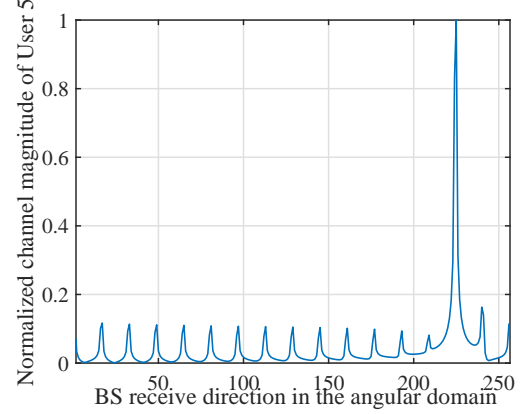
The aggregate data matrix transmitted by the K users is assumed to be independent with zero mean and a normalized covariance $\mathbb{E}[\mathbf{X}\mathbf{X}^H] = \mathbf{I}_K$. The following proposition establishes that

²The reason why $\bar{\mathbf{H}}$ is not exactly sparse is the mismatch between the exact receive angle and the predefined one by \mathbf{U}_M , a.k.a. the energy leakage phenomenon.

³Here we count a value that is less than 1% of $\|\bar{\mathbf{H}}\|_\infty$ as zero.



(a) Simulated angular domain channel for 8 independent single-antenna users.



(b) Simulated angular domain channel for user 5.

Fig. 2: A simulated mmWave MIMO channel in the angular domain. The simulation uses the *NYU WIRELESS 5G and 6G Millimeter Wave Statistical Channel Model* Matlab package [23] under the 28 Ghz RMa NLoS drop-based model with a 16×16 UPA equipped at the receiver and single-antenna transmitter. 8 independent trials are generated to mimic Eight independent users. The generated channel is then projected onto \mathbf{U}_M , as illustrated in (4), to produce the angular domain channel $\bar{\mathbf{H}}$. The pseudocolor plot of the magnitude of $\bar{\mathbf{H}}$ is shown in (a) and the magnitude of $\bar{\mathbf{H}}_{:,5}$ is given in (b).

$\mathbf{X}\mathbf{X}^H$ is approaching \mathbf{I}_K exponentially fast⁴ with respect to T .

Proposition 1. (*Exponential concentration of data*) Assume the elements of matrix $\mathbf{X} \in \mathbb{C}^{K \times T}$ are independent, zero-mean and have bounded support given by $\|\mathbf{X}\|_\infty = \mathcal{S}_\infty/\sqrt{T}$ with $\mathbb{E}[\mathbf{X}\mathbf{X}^H] = \mathbf{I}_K$. Then, there exists a constant $C \geq 0$ such that, for any $\delta \geq 0$, we have

$$Pr\left[\frac{\|\mathbf{X}\mathbf{X}^H - \mathbf{I}_K\|_F}{\sqrt{K}} \geq \frac{1}{\ln 2} \mathcal{S}_\infty^2 \max\{\delta, \delta^2\}\right] < 2\exp\left(-\left(\frac{\delta\sqrt{T}}{C} - \sqrt{K}\right)^2\right), \quad \text{for } T \geq \frac{C^2 K}{\delta^2},$$

Proof: See Appendix A. ■

⁴One can use the simple Chebyshev's inequality to show that $P(\|\mathbf{X}\mathbf{X}^H - \mathbf{I}_K\|_F \geq \delta) < \frac{K^4 \text{Var}(X^2)}{T\delta^2}$, where $\text{Var}(X^2)$ is the variance of the square of each element of \mathbf{X} , from the standard argument of the law of large numbers [26, Section 8.2, Theorem 2.1]. However, our result is stronger as it shows that the concentration is exponentially fast with respect to T under some mild conditions.

Remark 1. The conditions in Proposition 1 can be satisfied by a general constellation in the transmit data of massive MIMO systems. For example, the two types of constellations used in 5G systems, i.e., phase-shift keying (PSK) and quadrature amplitude modulation (QAM), both have zero mean and bounded support. For example, quadrature PSK (QPSK) symbols have $\mathcal{S}_\infty = 1$ after the power normalization. From Proposition 1, as long as $T \geq \frac{(\sqrt{K} + \sqrt{\ln 2})^2 C^2}{\delta^2 \ln 2}$, the probability of $\frac{\|\mathbf{X}\mathbf{X}^H - \mathbf{I}_K\|_F}{\sqrt{K}} > \delta$ decays exponentially fast to 0, as illustrated in Fig. 3.

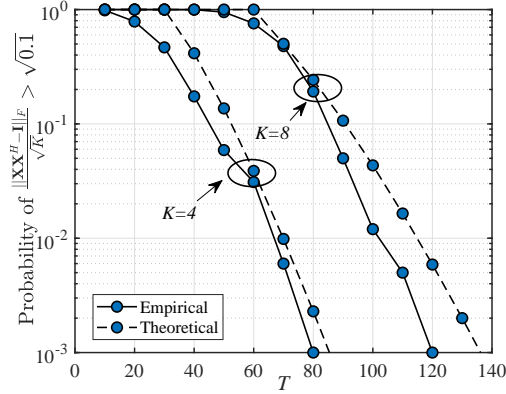


Fig. 3: Illustration of the data concentration. The empirical curves are plotted by counting the frequency of $\frac{\|\mathbf{X}\mathbf{X}^H - \mathbf{I}_K\|_F}{\sqrt{K}} > \sqrt{0.1}$ over 1000 random trials. \mathbf{X} is generated with T QPSK symbols from K independent users. The T QPSK symbols are modulated from i.i.d $4T$ bits using Gray mapping and normalized by $\frac{1}{\sqrt{T}}$, thus $\mathcal{S}_\infty = 1$. The theoretical curves are generated according to Proposition 1, where the constant C is chosen to be 0.416, 0.464 for $K = 4, 8$.

Based on the data concentration property in Proposition 1, we assume that \mathbf{X}^H lies on a Stiefel manifold as defined below.

Definition 1. (Complex Stiefel manifold) The complex Stiefel manifold $St_K(\mathbb{C}^T)$ is defined as the subspace of orthonormal K -frames in \mathbb{C}^T , namely,

$$St_K(\mathbb{C}^T) = \{\mathbf{\Gamma} \in \mathbb{C}^{T \times K} : \mathbf{\Gamma}^H \mathbf{\Gamma} = \mathbf{I}_K\}. \quad (5)$$

III. PROBLEM FORMULATION: ℓ_3 -NORM MAXIMIZATION OVER THE STIEFEL MANIFOLD

In this section, we formulate blind data recovery for massive MIMO systems with sparse channels as an ℓ_3 -norm maximization problem over the Stiefel manifold, and discuss the structural properties of the optimal solution.

A. Problem Formulation

Following the discussion in Section II-B, the received signal \mathbf{Y} in (1) can be transformed to

$$\bar{\mathbf{Y}} = \mathbf{U}_M^H \mathbf{Y} = \bar{\mathbf{H}} \mathbf{G}^{1/2} \mathbf{P}^{1/2} \mathbf{X} + \bar{\mathbf{Z}}, \quad (6)$$

where $\bar{\mathbf{Z}} = \mathbf{U}_M^H \mathbf{Z}$. We first briefly review some conventional approaches for blind data detection in massive MIMO systems exploiting both the channel sparsity and the data concentration, i.e., $\mathbf{X}\mathbf{X}^H \approx \mathbf{I}_K$.

- **Conventional ℓ_1 -norm-based formulation** [27]

To exploit the data concentration property of \mathbf{X} , we observe that $\bar{\mathbf{Y}}\mathbf{X}^H\mathbf{G}^{-1/2} \approx \bar{\mathbf{H}}\mathbf{P}^{1/2}$ is also a sparse quantity with sparsity induced by $\bar{\mathbf{H}}$. Hence, one may directly use the ℓ_1 -norm to promote sparsity and formulate the blind data recovery as

$$\min_{\mathbf{A} \in \text{St}_K(\mathbb{C}^T)} \|\bar{\mathbf{Y}}\mathbf{A}\mathbf{G}^{-1/2}\|_1, \quad (7)$$

where the solution \mathbf{A}^* is an estimate of \mathbf{X}^H . However, Problem (7) may lead to trivial solutions when $T > K$. When $T > K$, $\mathbf{X} \in \mathbb{C}^{K \times T}$ will have a null space with rank $T - K$. Hence $\mathbf{A} \in \text{null}(\mathbf{X})$ is a trivial solution to Problem (7) with $\|\bar{\mathbf{Y}}\mathbf{A}\mathbf{G}^{-1/2}\|_1 = 0$. When $T = K$, solving Problem (7) will recover the data \mathbf{X}^H . However, due to the non-smooth nature of the ℓ_1 -norm, algorithms such as subgradient descent [27] will have a high complexity. Furthermore, it was shown in [14] that the formulation in (7) is sensitive to noise because the ℓ_1 -norm essentially encourages all small entries to be 0 [16].

- **Complete dictionary learning approach** [28]

Another approach to exploit the property $\mathbf{X}\mathbf{X}^H \approx \mathbf{I}_K$ and the channel sparsity is to apply the complete dictionary method [28]. Specifically, the approach recovers each column of \mathbf{X}^H sequentially [29, Section 3]. To recover the k -th column of \mathbf{X}^H , we solve the following problem:

$$\min_{\|\mathbf{a}_k\|_2=1} \frac{1}{M} \sum_{m=1}^M h_\mu(\bar{\mathbf{Y}}_{m,:} \mathbf{U}_{k-1} \mathbf{a}_k \mathbf{G}_{k,k}^{-1/2}), \quad (8)$$

where $h_\mu(\omega) = \mu \log \cosh(\omega/\mu)$ is to promote sparsity. Consider $\mathbf{a}_k^* \in \mathbb{C}^{T-k+1}$ as the solution of (8), then $\mathbf{U}_{k-1} \mathbf{a}_k^* \in \mathbb{C}^T$ is an estimation of $\mathbf{X}_{k,:}^H$, where \mathbf{U}_{k-1} is an orthonormal basis for $[\text{span}(\mathbf{a}_1^*, \mathbf{U}_1 \mathbf{a}_2^*, \dots, \mathbf{U}_{k-2} \mathbf{a}_{k-1}^*)]^\perp$. However, this method requires that the dictionary \mathbf{X} must be a square matrix (complete) [28]. In massive MIMO systems, we usually have a

coherence time T larger than the number of users K . Hence, $\mathbf{X} \in \mathbb{C}^{K \times T}$ is usually not square. Therefore, this formulation cannot be directly adopted for the blind data recovery of massive MIMO systems.

As illustrated above, conventional approaches are either inefficient or have strict requirements on the system parameters. Thus, an alternative formulation to exploit both data concentration and channel sparsity is needed. Recently, it has been shown in the machine learning literatures [14], [16] that maximizing a high-order norm (ℓ_p -norm, $p > 2$) leads to sparse solutions. An intuitive explanation is that the sparsest points on the unit ℓ_2 -sphere, e.g., points $(0, 1)$, $(0, -1)$, $(1, 0)$ and $(-1, 0)$ in \mathbb{R}^2 , have the largest ℓ_p -norm ($p > 2$), as shown in Fig. 4.

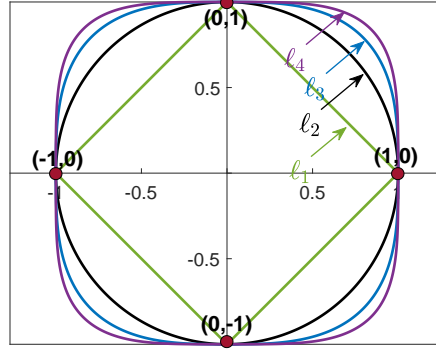


Fig. 4: Unit spheres of the of ℓ_p in \mathbb{R}^2 , where $p = 1, 2, 3, 4$.

Inspired by this observation, we propose a smooth non-convex alternative formulation of Problem (7). The new formulation can avoid the aforementioned issues caused by the conventional ℓ_1 -norm-based formulation. It also relaxes the requirement $T = K$ on the coherence time. The proposed problem is given by

$$\max_{\mathbf{A} \in St_K(\mathbb{C}^T)} \|\bar{\mathbf{Y}}\mathbf{A}\mathbf{G}^{-1/2}\|_3^3. \quad (9)$$

In Problem (9), we choose the cube of the ℓ_3 -norm to promote sparsity, with the following justifications. First, maximization of $\|\bar{\mathbf{Y}}\mathbf{A}\mathbf{G}^{-1/2}\|_3^3$ will not lead to trivial solutions caused by minimizing the ℓ_1 -norm formulation, i.e., $\mathbf{A} \in null(\mathbf{X})$, for $T > K$. Second, the smoothness of the object function will make it possible to design a fast-convergence algorithm. Third, $\|\cdot\|_3^3$ is a milder sparsity promoting function since it is very flat around 0, which will not encourage all small entries to be 0 and thus is insensitive to small noise in the signal. Finally, $p = 3$ can

achieve the smallest sample complexity⁵ for exact recovery compared to other choices of p , ($p > 2$) [30]. In the following part, we shall provide theoretical support for formulation (9) by showing that solving it will recover the data matrix. We start with the noiseless case, and then generalize the analysis to the practical noisy case.

B. Theoretical Analysis for Noiseless Case

Without loss of generality, we assume $\mathbf{G} = \mathbf{P} = \mathbf{I}_K$ and $\bar{\mathbf{Z}} = \mathbf{0}$ for the noiseless case. We first analyze the properties of Problem (9) and show that the global optimal solution is arbitrarily close to the true data \mathbf{X}_{true}^H up to a *phase-permutation ambiguity*. Specifically, the two solutions, \mathbf{A}_1 and \mathbf{A}_2 , are called *equivalent up to a phase permutation ambiguity* if $\mathbf{A}_1 = \mathbf{\Xi} \mathbf{A}_2$, where $\mathbf{\Xi}$ is a phase-permutation matrix as defined below.

Definition 2. (Phase-permutation matrix) The K dimensional phase-permutation matrix $\mathbf{\Xi} \in \mathbb{C}^{K \times K}$ is defined as:

$$\mathbf{\Xi} = \mathbf{\Sigma} \mathbf{\Pi}, \quad (10)$$

where $\mathbf{\Sigma} = \text{diag}(e^{j\phi_1}, e^{j\phi_2}, \dots, e^{j\phi_K})$ with $\phi_k \in [0, 2\pi]$ and $\mathbf{\Pi} = [\mathbf{e}_{\pi(1)}, \mathbf{e}_{\pi(2)}, \dots, \mathbf{e}_{\pi(K)}]$, with \mathbf{e}_k being a standard basis vector, and $[\pi(1), \pi(2), \dots, \pi(K)]$ being any permutations of the K elements.

Note that a phase-permutation ambiguity can be resolved with very small signaling overhead in massive MIMO systems. We shall defer the discussion to Section IV-C.

The following theorem summarizes the key result, namely, that the optimal solution of Problem (9) is arbitrarily close to the true data \mathbf{X}_{true}^H (up to a phase-permutation ambiguity) for a sufficiently large number of antennas M , thus, demonstrating the correctness of our formulation.

Theorem 1. (Blind data detection in the noiseless case) Let $\bar{\mathbf{H}} \in \mathbb{C}^{M \times K}$ with $\bar{H}_{m,k} \sim_{i.i.d} \mathcal{BG}(\theta)$ ⁶, $\mathbf{X}_{true}^H \in St_K(\mathbb{C}^T)$, and $\bar{\mathbf{Y}} = \bar{\mathbf{H}} \mathbf{X}_{true}$. Define \mathcal{A}^* as the set of optimal solutions of Problem (9) and

⁵From a machine learning perspective, the sample complexity of a machine learning algorithm represents the number of training-samples needed to successfully learn a target function.

⁶ $\bar{H}_{m,k}$ is a product of an independent Bernoulli random variable with parameter θ and a circular symmetric complex normal random variable, i.e., $\bar{H}_{m,k} = g \odot b$, where $g \sim \mathcal{CN}(0, 1)$, $b \sim \text{Ber}(\theta)$. Theorem 1 is based on the assumption that elements of $\bar{\mathbf{H}} \in \mathbb{C}^{M \times K}$ are i.i.d. Bernoulli-complex Gaussian random variables.

$\mathbf{A}^{opt} \in \mathcal{A}^*$. For any $\delta > 0$, there exists a constant $c \geq 0$, for $M \geq c\delta^{-2}K \log(K)(\theta K \log^2 K)^{\frac{3}{2}}$, such that

$$Pr\left[\frac{1}{K}\|\mathbf{A}^{opt}\mathbf{\Xi} - \mathbf{X}_{true}^H\|_F^2 \leq \delta\right] \geq 1 - M^{-1},$$

where $\mathbf{\Xi}$ is a phase-permutation matrix.

Proof: See Appendix B. ■

C. Theoretical Analysis for Noisy Case

In this section, we study the robustness of the solution to Problem (9) with respect to noise. The result is summarized in the following theorem.

Theorem 2. (Blind data detection in the noisy case) Let $\bar{\mathbf{H}} \in \mathbb{C}^{M \times K}$ with $\bar{H}_{m,k} \sim_{i.i.d} \mathcal{BQ}(\theta)$, $\mathbf{X}_{true}^H \in St_K(\mathbb{C}^T)$, $\mathbf{P} = \mathbf{I}$, $\bar{\mathbf{Z}} \in \mathbb{C}^{M \times T}$ with $\bar{Z}_{m,t} \sim_{i.i.d} \mathcal{CN}(0, \sigma_z^2)$, and $\bar{\mathbf{Y}} = \bar{\mathbf{H}}\mathbf{G}^{1/2}\mathbf{P}^{1/2}\mathbf{X}_{true} + \bar{\mathbf{Z}}$. Define \mathcal{A}^* as the set of optimal solutions of Problem (9) and $\mathbf{A}^{opt} \in \mathcal{A}^*$. For any $\delta > 0$, there exists a constant $c \geq 0$, for $M \geq c\delta^{-2}K \log(K)(\theta K \log^2 K)^{\frac{3}{2}}$, such that

$$Pr\left[\frac{1}{K}\|\mathbf{A}^{opt}\mathbf{\Xi} - \mathbf{X}_{true}^H\|_F^2 \leq \frac{\delta\xi(\sum_{k=1}^K(1 + (G_{k,k}/\sigma_z^2)^{-1}))^{\frac{3}{4}}}{K^{\frac{9}{4}}}\right] \geq 1 - M^{-1},$$

where $\xi = \sum_{k=1}^K((1 + (G_{k,k}/\sigma_z^2)^{-1})^{\frac{3}{2}} + ((G_{k,k}/\sigma_z^2)^{-1})^{\frac{3}{2}})$ and $\mathbf{\Xi}$ is a phase-permutation matrix.

Proof: See Appendix C. ■

Remark 2. From Theorem 2, there is a high probability that the optimal solution to Problem (9) will be within an *uncertainty ball* centered at \mathbf{X}_{true}^H (up to a phase-permutation ambiguity) with a radius of $\frac{\delta\xi(\sum_{k=1}^K(1 + (G_{k,k}/\sigma_z^2)^{-1}))^{\frac{3}{4}}}{K^{\frac{9}{4}}}$, where σ_z^2 is the noise variance. The radius of the *uncertainty ball* decreases with decreasing σ_z^2 according to $\mathcal{O}((\sigma_z^2)^{\frac{9}{4}})$. When $\sigma_z^2 \rightarrow 0$, the result reduces to Theorem 1 in the noiseless case.

IV. A LOW-COMPLEXITY PARAMETER-FREE ALGORITHM

In this section, we propose a low-complexity parameter-free algorithm to solve Problem (9) and provide the corresponding convergence analysis. The resolution of the phase-permutation ambiguity will also be given.

A. Review of the Gradient Method over the Stiefel Manifold

Problem (9) is an optimization problem over the Stiefel manifold. As such, one can apply gradient search over the Stiefel manifold [31] to solve Problem (9). Specifically, the gradient iteration over the Stiefel manifold is given by

$$\mathbf{A}^{j+1} = \text{Retr}_{\mathbf{A}^j}(\tau^j \text{grad}\Psi(\mathbf{A}^j)),$$

where j is the iteration index and $\text{grad}\Psi(\mathbf{A}^j)$ denotes the gradient of the objective function $\Psi(\mathbf{A})$ at $\mathbf{A}^j \in \text{St}_K(\mathbb{C}^T)$, which is given by the orthogonal projection of the Euclidean gradient $\nabla\Psi(\mathbf{A}^j)$ onto the tangent space at \mathbf{A}^j [31]. τ^j is the stepsize to move in the direction $\text{grad}\Psi(\mathbf{A}^j)$; and $\text{Retr}_{\mathbf{A}}(\cdot)$ is the retraction on the manifold, which maps $\tau^j \text{grad}\Psi(\mathbf{A}^j)$ from the tangent space onto the manifold itself. However, directly applying the gradient method to Problem (9) suffers from a high per iteration complexity due to the two maps in each iteration. Specifically, to compute $\text{grad}\Psi(\mathbf{A}^j)$ one needs to project the Euclidean gradient $\nabla\Psi(\mathbf{A}^j)$ onto the tangent space of $\mathbf{A}^j \in \text{St}_K(\mathbb{C}^T)$ and $\text{Retr}_{\mathbf{A}^j}(\tau^j \text{grad}\Psi(\mathbf{A}^j))$ maps the tangent vector $\tau^j \text{grad}\Psi(\mathbf{A}^j)$ onto the Stiefel manifold. Moreover, to find the optimal stepsize τ^j , a curvilinear search is required in each iteration, which is usually time-consuming.

B. Parameter-free Algorithm to Solve Problem (9)

To resolve the limitations of the gradient method, we propose a low-complexity and parameter-free algorithm to solve Problem (9). The algorithm is derived based on the Frank-Wolfe method [32], which considers a linear approximation of the objective function at each iteration, hence substantially simplifying the per iteration computation.

1) *Derivation of the proposed parameter-free algorithm:* The Frank-Wolfe method for Problem (9) iterates according to

$$\mathbf{S}^j := \arg \max_{\mathbf{A} \in \text{St}_K(\mathbb{C}^T)} \langle \nabla_{\mathbf{A}^j} ||\bar{\mathbf{Y}} \mathbf{A} \mathbf{G}^{-1/2}||_3^3, \mathbf{A} \rangle \quad (11)$$

$$\mathbf{A}^{j+1} = (1 - v^j) \mathbf{A}^j + v^j \mathbf{S}^j, \quad (12)$$

$$\text{for } v^j \in \arg \max_{\eta \in [0,1]} ||\bar{\mathbf{Y}}((1 - v^j) \mathbf{A}^j + v^j \mathbf{S}^j) \mathbf{G}^{-1/2}||_3^3$$

where $\nabla_{\mathbf{A}^j} \|\bar{\mathbf{Y}} \mathbf{A} \mathbf{G}^{-1/2}\|_3^3$ is the Euclidean gradient at \mathbf{A}^j of the objective function of Problem (9). We shall elaborate on these two steps next.

- **Step 1: Simple computation of (11) by exploiting the Stiefel manifold constraint.** We first focus on the computation of (11). This step aims to find an $\mathbf{A} \in St_K(\mathbb{C}^T)$ such that the inner product $\langle \nabla_{\mathbf{A}^j} \|\bar{\mathbf{Y}} \mathbf{A} \mathbf{G}^{-1/2}\|_3^3, \mathbf{A} \rangle$ achieves the maximum, which can be obtained by projecting $\nabla_{\mathbf{A}^j} \|\bar{\mathbf{Y}} \mathbf{A} \mathbf{G}^{-1/2}\|_3^3$ onto the Stiefel manifold $St_K(\mathbb{C}^T)$. This is similar to *retraction* in the gradient method, $Retr_{\mathbf{A}^j}(\tau^j grad \Psi(\mathbf{A}^j))$, which maps the moving direction $\tau^j grad \Psi(\mathbf{A}^j)$ onto the manifold. The difference is that *retraction* is a mapping from the tangent space of \mathbf{A}^j to the manifold. However, for the Stiefel manifold, polar-decomposition-based retraction, $Polar(\cdot)$, is a projection-like retraction [33] which does not require the direction to be in the tangent space. Therefore, we can directly use polar-decomposition-based retraction to obtain

$$Polar(\nabla_{\mathbf{A}^j} \|\bar{\mathbf{Y}} \mathbf{A} \mathbf{G}^{-1/2}\|_3^3) := \arg \max_{\mathbf{A} \in St_K(\mathbb{C}^T)} \langle \nabla_{\mathbf{A}^j} \|\bar{\mathbf{Y}} \mathbf{A} \mathbf{G}^{-1/2}\|_3^3, \mathbf{A} \rangle. \quad (13)$$

That is, $Polar(\nabla_{\mathbf{A}^j} \|\bar{\mathbf{Y}} \mathbf{A} \mathbf{G}^{-1/2}\|_3^3)$ returns the matrix with orthonormal columns after the *right polar decomposition* [34] of matrix $\nabla_{\mathbf{A}^j} \|\bar{\mathbf{Y}} \mathbf{A} \mathbf{G}^{-1/2}\|_3^3$. It turns out that the right polar decomposition has many fast computation methods [35], [36]. In this paper, we use compact singular value decomposition (SVD) to implement polar factorization. By compact SVD, we have

$$\mathbf{U} \Sigma \mathbf{V}^H = SVD_{compact}(\nabla_{\mathbf{A}^j} \|\bar{\mathbf{Y}} \mathbf{A} \mathbf{G}^{-1/2}\|_3^3) \quad (14)$$

$$Polar(\nabla_{\mathbf{A}^j} \|\bar{\mathbf{Y}} \mathbf{A} \mathbf{G}^{-1/2}\|_3^3) = \mathbf{U} \mathbf{V}^H. \quad (15)$$

- **Step 2: Optimal step size in (12) by exploiting the convex objective function.** In general, the update Step (12) requires a time-consuming line search. By exploiting the convexity of the objective function of Problem (9) as well as the geometric structure of the Stiefel manifold, we show in Lemma 1 that the optimal step size v^j in (12) is given by $v^j = 1$.

Lemma 1. (Optimal step size) $v^j = 1$ is a solution to $\max_{\eta \in [0,1]} \|\bar{\mathbf{Y}}((1-v^j)\mathbf{A}^j + v^j \mathbf{S}^j) \mathbf{G}^{-1/2}\|_3^3$.

Proof: See Appendix D. ■

Now, using (15) to solve (11) and by fixing the step size as $v^j = 1$ in (12), we summarize the main procedure of the proposed parameter-free algorithm to solve Problem (9) as

$$\mathbf{A}^{j+1} = \text{Polar}(3\bar{\mathbf{Y}}^H(|\bar{\mathbf{Y}}\mathbf{A}^j\mathbf{G}^{-1/2}| \odot (\bar{\mathbf{Y}}\mathbf{A}^j\mathbf{G}^{-1/2}))\mathbf{G}^{-1/2}), \quad (16)$$

where $\text{Polar}(\cdot)$ can be calculated by (14) and (15).

2) *Convergence analysis:* Define the first-order optimality metric as

$$\eta(\mathbf{A}^j) = \max_{\mathbf{A} \in \text{St}_K(\mathbb{C}^T)} \langle \mathbf{A} - \mathbf{A}^j, \nabla_{\mathbf{A}^j} \|\bar{\mathbf{Y}}\mathbf{A}\mathbf{G}^{-1/2}\|_3^3 \rangle. \quad (17)$$

The metric in (17) is a measure of the optimality of \mathbf{A}^j due to the following lemma.

Lemma 2. (*Optimality Measure*) \mathbf{A}^j is a stationary point of Problem (9), if and only if $\eta(\mathbf{A}^j) = 0$.

Proof: See Appendix E. ■

Based on this, the following theorem summarizes the convergence of the proposed algorithm to solve Problem (9).

Theorem 3. (*Convergence of the proposed algorithm*) Let $\{\mathbf{A}^j\}_{j=0}^\infty$ be the sequence generated by the proposed algorithm in (16) with a random initial point $\mathbf{A}^0 \in \text{St}_K(\mathbb{C}^T)$. We have

- 1) $\{\|\bar{\mathbf{Y}}\mathbf{A}^j\mathbf{G}^{-1/2}\|_3^3\}_{j=0}^\infty$ is monotonically increasing.
- 2) $\lim_{j \rightarrow \infty} \eta(\mathbf{A}^j) = 0$.
- 3) $\min_{0 \leq i \leq j} \eta(\mathbf{A}^i) \leq \frac{\|\bar{\mathbf{Y}}\mathbf{A}^{opt}\mathbf{G}^{-1/2}\|_3^3 - \|\bar{\mathbf{Y}}\mathbf{A}^0\mathbf{G}^{-1/2}\|_3^3}{j+1}$.

Proof: See Appendix F. ■

Remark 3. Theorem 3 shows that the algorithm converges to a stationary point of Problem (9), with a rate $\mathcal{O}(1/j)$.

To evaluate the impact of the key system parameters on the convergence rate of the proposed algorithm in (16), we present the following theorem.

Theorem 4. (*Impact of the key system parameters*) Let $\{\mathbf{A}^j\}_{j=0}^\infty$ be the sequence generated by the proposed algorithm in (16) with a random initial point $\mathbf{A}^0 \in \text{St}_K(\mathbb{C}^T)$. If the conditions in The-

orem 2 hold, for any $\delta > 0$, there exists a constant $c \geq 0$, for $M \geq c\delta^{-2}K \log(K/\delta)(\sum_{k=1}^K(1 + (G_{k,k}/\sigma_z^2)^{-1})\theta \log K)^{\frac{3}{2}}\xi^2$, such that,

$$Pr\left[\min_{0 \leq i \leq j} \eta(\mathbf{A}^i) \leq \frac{\frac{3}{4}\sqrt{\pi}M \sum_{k=1}^K \theta \left(((G_{k,k}/\sigma_z^2)^{-1} + 1)^{\frac{3}{2}} - ((G_{k,k}/\sigma_z^2)^{-1})^{\frac{3}{2}} \right) + 2\delta}{j+1}\right] \geq 1 - M^{-1}, \quad (18)$$

where $\xi = \sum_{k=1}^K ((1 + (G_{k,k}/\sigma_z^2)^{-1})^{\frac{3}{2}} + ((G_{k,k}/\sigma_z^2)^{-1})^{\frac{3}{2}})$.

Proof: See Appendix G. ■

Remark 4. Theorem 4 shows that the convergence rate is $\mathcal{O}\left(\frac{\theta M \sum_{k=1}^K \left(((G_{k,k}/\sigma_z^2)^{-1} + 1)^{\frac{3}{2}} - ((G_{k,k}/\sigma_z^2)^{-1})^{\frac{3}{2}} \right)}{j+1}\right)$, with high probability. This suggests that a smaller number of receive antennas M , a smaller number of users K , a lower sparsity level θ , or a smaller noise variance σ_z^2 will lead to a faster convergence rate. The convergence rate in (18) is also consistent with the simulation results in Fig. 6 as will be shown later.

C. Resolving Phase-permutation Ambiguity

According to Theorem 2, there is a phase-permutation ambiguity $\Xi = \Sigma\Pi$ in the solutions of Problem (9). This ambiguity can be resolved with little overhead [8], [9], [37]. Specifically, after we obtain the output of Algorithm (16), $(\mathbf{A}^J)^H \in \mathbb{C}^{K \times T}$, the phase-permutation ambiguity can be resolved by the following two steps [8], [37]:

- **Step 1: Using one common reference symbol to eliminate the phase ambiguity.** Without loss of generality, we assume that the first transmitted symbol of each user is the reference symbol, i.e., $X_{k,1} = X_{ref}, \forall k \in \{1, \dots, K\}$ (as illustrated in Fig. 5a). The result after eliminating the phase ambiguity is given by

$$\tilde{\mathbf{X}} = \text{diag}\left(\frac{X_{ref}|(A^J)_{1,1}^H|}{|X_{ref}|(A^J)_{1,1}^H}, \dots, \frac{X_{ref}|(A^J)_{K,1}^H|}{|X_{ref}|(A^J)_{K,1}^H}\right)(\mathbf{A}^J)^H, \quad (19)$$

where $\text{diag}\left(\frac{X_{ref}|(A^J)_{1,1}^H|}{|X_{ref}|(A^J)_{1,1}^H}, \dots, \frac{X_{ref}|(A^J)_{K,1}^H|}{|X_{ref}|(A^J)_{K,1}^H}\right)$ is an estimation of Σ^{-1} with $\Sigma = \text{diag}(e^{j\phi_1}, e^{j\phi_2}, \dots, e^{j\phi_K})$, as illustrated in Fig. 5b.

- **Step 2: Using $\lceil \log_{|\mathcal{S}|} K \rceil$ symbols as the user ID to eliminate the permutation ambiguity.** After eliminating the phase ambiguity, the permutation ambiguity can be eliminated by comparing the user ID with $\lceil \log_{|\mathcal{S}|} K \rceil$ symbols, where $|\mathcal{S}|$ is the size of the modulation alphabet \mathcal{S} , as illustrated in Fig. 5.

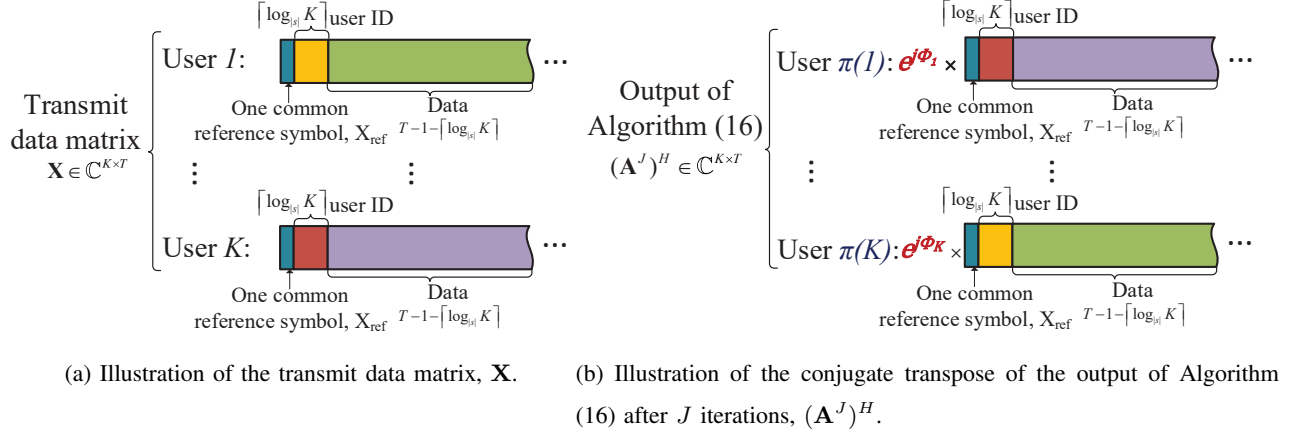


Fig. 5: Illustration of the phase-permutation ambiguity resolution.

Table I compares overheads for different schemes, which, together with the achievable rate comparison in Fig. 8 shows that the proposed blind detection scheme achieves a higher achievable rate by saving the pilot overhead.

TABLE I: Overhead comparison

Scheme	Overhead
Pilot-based coherent detection	K
Proposed blind data detection	$1 + \lceil \log_{ \mathcal{S} } K \rceil$

The overall algorithm is summarized by Algorithm 1.

Algorithm 1 Proposed parameter-free algorithm

Input: $\bar{\mathbf{Y}}$

Output: $\hat{\mathbf{X}}$

Initialize: random $\mathbf{A}^0 \in St_K(\mathbb{C}^T)$.

for $j = 0, \dots, J$ do

1: $\mathbf{U}\Sigma\mathbf{V}^H = SV D_{compact}(3\bar{\mathbf{Y}}^H(|\bar{\mathbf{Y}}\mathbf{A}^j\mathbf{G}^{-1/2}| \odot (\bar{\mathbf{Y}}\mathbf{A}^j\mathbf{G}^{-1/2}))\mathbf{G}^{-1/2})$.

2: $\mathbf{A}^{j+1} = \mathbf{U}\mathbf{V}^H$.

end for

3: Use one reference symbol to eliminate the phase ambiguity by (19) and obtain $\tilde{\mathbf{X}}$.

4: Use the $\lceil \log_{|\mathcal{S}|} K \rceil$ user ID to eliminate the permutation ambiguity and obtain $\hat{\mathbf{X}}$.

V. SIMULATION RESULTS

In this section, we first numerically verify the convergence property of the algorithm proposed in Section IV, and then present comprehensive simulation results to show the superiority of the proposed scheme for blind data detection in massive MIMO systems.

A. Convergence Property

The convergence property is verified with randomly generated \mathbf{X} and $\bar{\mathbf{H}}$, such that⁷ $\mathbf{X}^H \in St_K(\mathbb{C}^T)$ and $\bar{H}_{m,k} \sim_{i.i.d} \mathcal{BG}(\theta)$. Without loss of generality, we fix $\mathbf{G} = \mathbf{I}$ in the following results. Fig. 6 considers the noisy case, i.e., $\mathbf{P} = \mathbf{I}$ and $\bar{\mathbf{Z}}$ is the additive Gaussian channel noise with zero mean and variance σ_z^2 , to illustrate how the key system parameters influence the convergence rate. The value of the objective function is normalized by $\frac{3}{4}\sqrt{\pi}MK\left(\theta(\sigma_z^2 + 1)^{\frac{3}{2}} - \theta(\sigma_z^2)^{\frac{3}{2}} + (\sigma_z^2)^{\frac{3}{2}}\right)$, which is the theoretical maximum value of the objective function with a sufficiently large M (further details about this value can be found in Appendix C). The curves are plotted for individual trials with different experimental settings when $T = 200$. The results imply that the convergence rate is influenced by θ , K , and the noise variance σ_z^2 . Specifically, a smaller M , a smaller K , a smaller θ , or a smaller noise variance σ_z^2 will accelerate the convergence rate consistent with Theorem 4.

B. Performance Evaluation

In this section, we evaluate the proposed method, in comparison with existing ones. In the following results, the spatial channel matrix \mathbf{H} is generated according to Eq. (2) with $N_l(k) = 5$ paths and i.i.d. Gaussian α_{ilk} with unit variance for all K users. Each user has independent azimuth and elevation AoAs, φ_{lk}^r and θ_{lk}^r , which are assumed to be uniformly distributed in $[0, 2\pi)$ and $[-\frac{\pi}{2}, \frac{\pi}{2})$. The antenna elements in the URPA are separated by a half-wavelength distance. The “virtual angular domain” channel $\bar{\mathbf{H}}$ is obtained according to Eq. (4). Each element of \mathbf{X} is drawn from the i.i.d. QPSK symbols and normalized by $\frac{1}{\sqrt{T}}$. All the results are conducted by averaging over 1000 Monte Carlo trials, unless otherwise specified.

1) *Performance and runtime comparison with baselines:* To demonstrate the benefits of the proposed method, we introduce the following four state-of-the-art blind data detection schemes

⁷ $\mathbf{X}^H \in St_K(\mathbb{C}^T)$ can be generated via the QR decomposition of any random matrix.

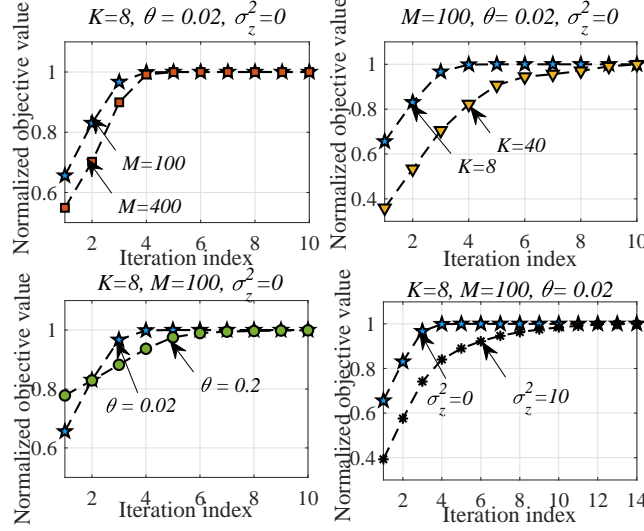


Fig. 6: Evaluation of the influence of different system parameters on the convergence. The convergence trajectory of one random trial of using Algorithm 1 to solve Problem (9). \mathbf{X} and $\bar{\mathbf{H}}$ are randomly generated such that $\mathbf{X}^H \in St_K(\mathbb{C}^T)$ and $\bar{H}_{m,k} \sim_{i.i.d} \mathcal{BG}(\theta)$ with $T = 200$.

as baselines. Note that we apply the ambiguity elimination scheme described in Section IV-C to all the approaches.

- **Baseline 1 (Pro-Bi-GAMP) [8]:** This is an approximate probabilistic message passing algorithm for blind data detection. In the simulation, we use EMBiGAMP_DL [38] in the GAMP Matlab package⁸ and add the projection operation illustrated in [8]. This baseline is introduced to show the robustness of the proposed method to different distributions of the channel and data.
- **Baseline 2 (ℓ_1 -norm-based method):** For ℓ_1 -norm-based methods, we adopt the one proposed in [27] for complete (orthogonal) dictionary learning. In the simulation, we divide the data matrix $\mathbf{X} \in \mathbb{C}^{K \times T}$ into T/K adjacent squared matrices and implement the ℓ_1 -norm-based method for each squared matrix. This baseline is introduced to show the effectiveness of the proposed problem formulation.
- **Baseline 3 (ℓ_4 -norm-based method):** This baseline solves the ℓ_4 -norm-based problem; i.e., $\|\cdot\|_3^3$ in Problem (9) is changed into $\|\cdot\|_4^4$. A similar scheme has been used in image processing to solve an orthogonal dictionary learning problem [14], [18] in the real-value

⁸The Matlab code can be downloaded at <https://sourceforge.net/projects/gampmatlab/>.

domain. This baseline is introduced to show the importance of the choice of p for the high-order-norm-based problem formulation.

- **Baseline 4 (Gradient method for the proposed problem):** The gradient algorithm over the Stiefel manifold [39] is used to solve the proposed Problem (9). This baseline is introduced to show the efficiency of the proposed algorithm.

We use the average error vector magnitude (EVM) as the performance metric for data detection. The specific expression is given by

$$\text{EVM} = \frac{1}{K} \sum_{k=1}^K \frac{\|\hat{\mathbf{X}}_{k,:} - \mathbf{X}_{k,:}\|_2^2}{\|\mathbf{X}_{k,:}\|_2^2}.$$

We also compare the proposed scheme with the following training-based sparsity-exploiting data detection scheme.

- **Baseline 5 (Pilot-based method) [40]:** This baseline is a pilot-based method which leverages the sparsity of channel. In the channel estimation phase, randomly generated training symbols \mathbf{X}_T with length T_t are sent to the BS. The sparse channel is then estimated by solving the popular regularized least-squares problem: minimize $\|\bar{\mathbf{Y}}_T - \bar{\mathbf{H}}\mathbf{G}^{1/2}\mathbf{X}_T\|_2^2 + \lambda\|\bar{\mathbf{H}}\|_1$, where $\bar{\mathbf{Y}}_T$ is the received signal in the training period. After $\bar{\mathbf{H}}$ is estimated, the transmitted data is detected via zero-forcing (ZF). This baseline is presented to show the superiority of the proposed blind scheme compared to the sparsity-exploiting training-based method.

To facilitate the comparison with the training-based method, we introduce the following achievable rate metrics [9]

$$\mathbf{R}_{\text{blind}} = \sum_{k=1}^K \left(1 - \frac{1}{T}\right) \log_2 \left(1 + \frac{\|\mathbf{X}_{k,:}\|_2^2}{\|\hat{\mathbf{X}}_{k,:} - \mathbf{X}_{k,:}\|_2^2}\right) - \frac{K \lceil \log_2 K \rceil}{T},$$

$$\mathbf{R}_{\text{training}} = \sum_{k=1}^K \left(1 - \frac{T_t}{T}\right) \log_2 \left(1 + \frac{\|\mathbf{X}_{k,:}\|_2^2}{\|\hat{\mathbf{X}}_{k,:} - \mathbf{X}_{k,:}\|_2^2}\right),$$

for the blind and training-based schemes, respectively. For the blind schemes, the overhead $(1 - \frac{1}{T})$ is caused by the common reference symbol to eliminate the phase ambiguity, and the loss $\frac{K \lceil \log_2 K \rceil}{T}$ is caused by the permutation ambiguity. We compare the performance of the proposed method with the aforementioned baselines in terms of the EVM, computation time and achievable rate with $N_h = M$, $N_v = 1$, where $\mathbf{G} = \mathbf{I}$, $\mathbf{P} = P\mathbf{I}$, and \mathbf{Z} is generated as the white Gaussian noise with variance $\sigma_z^2 = \frac{K}{\text{SNRT}}$.

Fig. 7 shows the performance comparison with $N_h N_v = 256$, $T = 240$ and $K = 8$. We see that the proposed scheme⁹ exhibits the best performance in terms of EVM. The proposed scheme outperforms Baselines 1 and 2 because that it is more robust to noise and the power leakage phenomena. Specifically, the sparsity penalty $\|\cdot\|_3^3$ is a milder sparsity penalty which is very flat around 0 and insensitive to noise in the signal, while the strict sparsity penalties used in Baselines 1 and 2 essentially encourage all small entries to be 0 [16]. Baseline 3 shows inferior performance since it requires a higher sample complexity than the proposed ℓ_3 -norm-based formulation [30]. Although Baseline 4 shows a competitive performance to the proposed one, the runtime comparison given in Table II indicates its inefficiency compared to the proposed method.

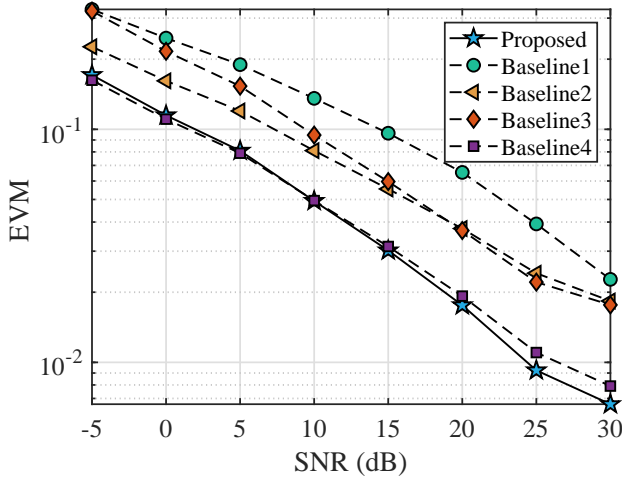


Fig. 7: The EVM performance comparison.

TABLE II: Running time comparison

Method	Average running time (s)
Proposed	0.1067
Baseline 1	10.23
Baseline 2	39.74
Baseline 3	0.0181
Baseline 4	10.77

The runtime comparison in Table II is for $\text{SNR} = 20\text{dB}$, with other settings the same as those in Fig. 7. All the simulations are conducted on a desktop with a 3.6 GHz Intel Core i7 processor via Matlab R2019b. The results in Table II show that the proposed scheme achieves the second fastest implementation, at around 10^{-1} second, while the fastest method, Baseline 3, shows inferior performance in terms of EVM. Hence, the proposed scheme is a promising solution to achieve the best performance and complexity trade off.

⁹The rounding technique in [41] is adopted for the ℓ_3 -based method.

We also compare the proposed method with other baselines in terms of the achievable rate with $N_h N_v = 784$, $T = 120$, and $K = 30$ in Fig. 8. As we see, the proposed method¹⁰ outperforms the other baselines including the pilot-based method (Baseline 5) with 20 pilot symbols and $\lambda = 2$, which suffers a rate loss caused by the pilot overhead and estimation errors.

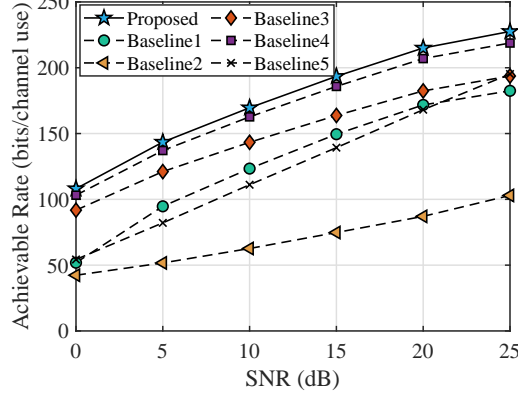
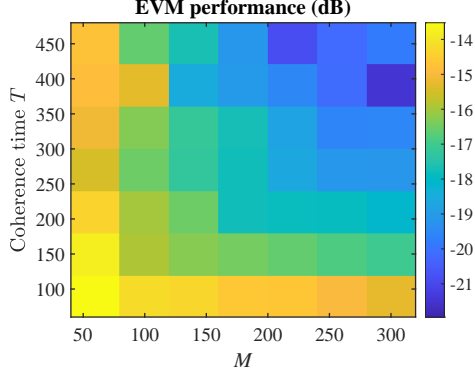


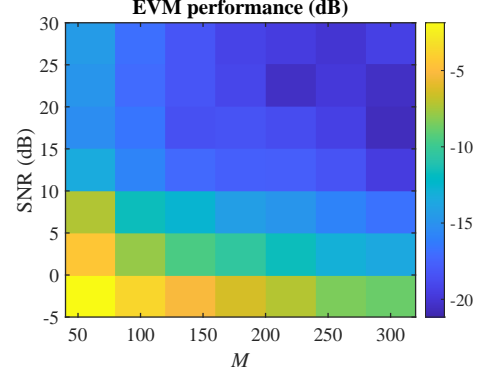
Fig. 8: The average achievable rate performance comparison.

2) *Impact of key system parameters:* We test the impact of key system parameters on the performance of the proposed scheme with $N_h = M$ and $N_v = 1$. We set $\mathbf{G} = \mathbf{I}$, $\mathbf{P} = \mathbf{I}$, \mathbf{Z} with variance $\sigma_z^2 = \frac{K}{\text{SNRT}}$ and $K = 8$. Fig. 9a shows the EVM performance with SNR = 20 dB. We see that a larger T leads to a better performance since \mathbf{X}^H concentrates closer to the Stiefel manifold as T increases, according to Proposition 1. The influence of the SNR with $T = 400$ is given in Fig. 9b. As it can be seen, for a fixed number of M , a higher SNR leads to better performance and a large M makes recovery in the low SNR region possible. These observations verify the results in Theorem 2.

¹⁰We use the preconditioned technique in [29] to improve the concentration of data to the Stiefel manifold.



(a) Average EVM performance under different numbers of M and coherence time T with $\text{SNR} = 20\text{dB}$.



(b) Average EVM performance under different numbers of M and SNR with $T = 400$.

Fig. 9: Average EVM performance under different key system parameters with $K = 8$.

3) *EVM performance with different large-scale fading*: Fig.10 shows the EVM performance with $N_h = N_v = \sqrt{M}$ and different large-scale fading among K users. The large-scale fading of the k -th user is generated by $G_{k,k} = -32.4 - 18.5\log_{10}(d_k) - 20\log_{10}(f_c) + \chi_{\sigma_{Sf}}$ (dB) according to [42, Table 4], where d_k is the 3D distance between the k -th user and the BS, which is randomly drawn from $(20, 200)$, $f_c = 28$ GHz, and $\chi_{\sigma_{Sf}} \sim \mathcal{CN}(0, 4.2)$. $\mathbf{P} = \mathbf{I}$ and \mathbf{Z} is generated as the white Gaussian noise with variance $\sigma_z^2 = \frac{\sum_{k=1}^K G_{k,k}}{T\text{SNR}}$, $T = 240$ and $K = 8$. Though the power leakage is more severe when $N_h = N_v = \sqrt{M}$, the results show the robustness of the proposed scheme with large receive antenna arrays.

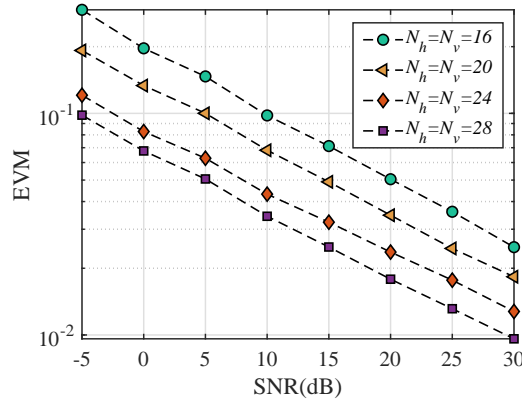


Fig. 10: The EVM performance of the proposed scheme considering different values of large-scale fading of each user.

VI. CONCLUSIONS

In this paper, we proposed to exploit the sparsity of the angular domain massive MIMO channel and the concentration of the transmitted data for blind data detection. An ℓ_3 -norm-based problem formulation was proposed, along with theoretical justification. A parameter-free algorithm was then proposed to solve the problem with a convergence guarantee. Numerical-simulation-based results were provided to verify the correctness of the derived theorems, as well as, to demonstrate the superior performance and robustness of the proposed blind data detection method. As an extension of this powerful approach, channel coding will be considered to further reduce the error rate of the data detection. In addition, it will be interesting to test the proposed blind detection (or estimation) method and corresponding analysis on other design problems in wireless communication systems.

APPENDIX

A. Proof of Proposition 1

Since any bounded random variable X is sub-Gaussian with $\|X\|_{\psi_2} \leq \frac{1}{\sqrt{\ln 2}}\|X\|_{\infty}$, where $\|\cdot\|_{\psi_2}$ is the sub-Gaussian norm defined as $\|X\|_{\psi_2} = \inf\{\sigma > 0 : \mathbb{E}[e^{(|X|^2/\sigma^2)}] \leq 2\}$ [43], and $\sqrt{T}\mathbf{X} \in \mathbb{R}^{K \times T}$ has independent, mean-zero, sub-Gaussian isotropic random columns, i.e., $\mathbb{E}[\mathbf{X}_{:,t}(\mathbf{X}_{:,t})^H] = \mathbf{I}_K, \forall t = 1, \dots, T$. Then, for any $\delta > 0$, we obtain

$$\begin{aligned} & Pr\left[\frac{\|\mathbf{X}\mathbf{X}^H - \mathbf{I}\|_F}{\sqrt{K}} \leq \frac{1}{\ln 2}\mathcal{S}_{\infty}^2 \max\left\{C\sqrt{\frac{K}{T}} + \frac{\delta'}{\sqrt{T}}, (C\sqrt{\frac{K}{T}} + \frac{\delta'}{\sqrt{T}})^2\right\}\right] \\ & \geq Pr\left[\|\mathbf{X}\mathbf{X}^H - \mathbf{I}\| \leq \frac{1}{\ln 2}\mathcal{S}_{\infty}^2 \max\left\{C\sqrt{\frac{K}{T}} + \frac{\delta'}{\sqrt{T}}, (C\sqrt{\frac{K}{T}} + \frac{\delta'}{\sqrt{T}})^2\right\}\right] \\ & = Pr\left[\left\|\frac{1}{T}\sqrt{T}\mathbf{X}\sqrt{T}(\mathbf{X})^T - \mathbf{I}\right\| \leq \frac{1}{\ln 2}\mathcal{S}_{\infty}^2 \max\left\{C\left(\sqrt{\frac{K}{T}} + \frac{\delta'}{\sqrt{T}}\right), C^2\left(\sqrt{\frac{K}{T}} + \frac{\delta'}{\sqrt{T}}\right)^2\right\}\right] \\ & \geq 1 - 2\exp(-\delta'^2), \end{aligned}$$

where $\delta' \geq 0$. Let $\delta = C\left(\sqrt{\frac{K}{T}} + \frac{\delta'}{\sqrt{T}}\right)$, and then $\delta' = \frac{\delta\sqrt{T}}{C} - \sqrt{K}$. Since $\delta' \geq 0$, we have $T \geq \frac{C^2K}{\delta^2}$. The last inequality follows [43, Theorem 4.6.1].

B. Proof of Theorem 1

Let $\mathbf{W} = \mathbf{X}_{ture} \mathbf{A} \in \mathbb{C}^{K \times K}$, and we have

$$\begin{aligned} \mathbb{E}[\|\bar{\mathbf{Y}} \mathbf{A}\|_3^3] &= \sum_{m=1}^{m=M} \mathbb{E}[\|\bar{\mathbf{H}}_{m,:} \mathbf{W}\|_3^3] = M \mathbb{E}[\|\bar{\mathbf{H}}_{m,:} \mathbf{W}\|_3^3] \\ &= M \sum_{k=1}^{k=K} \mathbb{E}[\|\bar{\mathbf{H}}_{m,:} \mathbf{W}_{:,k}\|_3^3] = M \sum_{k=1}^{k=K} \mathbb{E}[|\langle \mathbf{W}_{:,k} \odot \mathbf{b}, \mathbf{g} \rangle|^3], \end{aligned}$$

where we denote $\mathbf{b} \sim_{i.i.d} \mathcal{B}(\theta)$ and $\mathbf{g} \sim_{i.i.d} \mathcal{CN}(0, 1)$. Using the rotation-invariant property of Gaussian random variables, we have $\mathbb{E}[|\langle \mathbf{W}_{:,k} \odot \mathbf{b}, \mathbf{g} \rangle|^3] = \gamma_1 \mathbb{E}[\|\mathbf{W}_{:,k} \odot \mathbf{b}\|_2^3]$ with $\gamma_1 = \frac{3}{4}\sqrt{\pi}$ calculated by the 3rd-order non-central moment of the Rayleigh distribution. Since $\|\mathbf{W}_{:,k}\|_2 = \|\bar{\mathbf{X}} \mathbf{A}_{:,k}\|_2 \leq 1$, we have $0 \leq \mathbb{E}[\|\mathbf{W}_{:,k} \odot \mathbf{b}\|_2^3] \leq \mathbb{E}[\|\mathbf{W}_{:,k} \odot \mathbf{b}\|_2^2] = \theta$. The equality holds if and only if $\|\mathbf{W}_{:,k} \odot \mathbf{b}\|_2 \in \{0, 1\}$ for all \mathbf{b} , which is only satisfied at $\mathbf{W}_{:,k} \in \{e^{j\phi} \mathbf{e}_i : i \in [K], \phi \in \{0, 2\pi\}\}$ [27]. Therefore, we have $\mathbb{E}[\|\bar{\mathbf{Y}} \mathbf{A}\|_3^3] = M \sum_{k=1}^{k=K} \mathbb{E}[|\langle \mathbf{W}_{:,k} \odot \mathbf{b}, \mathbf{g} \rangle|^3] \leq MK\gamma_1\theta$. Furthermore, if $\mathbf{W}_{:,k_1} = e^{j\phi_1} \mathbf{e}_i$ and $\mathbf{W}_{:,k_2} = e^{j\phi_2} \mathbf{e}_i$, then $Tr(\mathbf{W}_{:,k_1}^H \mathbf{W}_{:,k_2}) = e^{j(\phi_1 + \phi_2)}$. However, $Tr(\mathbf{W}_{:,k_1}^H \mathbf{W}_{:,k_2}) = Tr((\mathbf{X}_{ture} \mathbf{A}_{:,k_1})^H \mathbf{X}_{ture} \mathbf{A}_{:,k_2}) = Tr(\mathbf{A}_{:,k_1}^H \mathbf{A}_{:,k_2}) = 0$. This indicates that two different columns of \mathbf{W} cannot simultaneously equal the same standard basis vector. Hence, $\mathbb{E}[\|\bar{\mathbf{Y}} \mathbf{A}\|_3^3]$ achieves the maximum $MK\gamma_1\theta$ when $\mathbf{A} = \mathbf{A}^{opt}$ with $\mathbf{X}_{ture} \mathbf{A}^{opt} = \mathbf{\Xi}^H$.

Using the result in [30, Theorem 2.1] for the Stiefel manifold, we conclude that there exists a constant $c \geq 0$, for any $\delta > 0$, such that, whenever $M \geq c\theta\delta^{-2}T \log(K/\delta)(K \log^2 K)^{\frac{3}{2}}$, $P_r\left(\frac{1}{K} \|\mathbf{A}^{opt} \mathbf{\Xi} - \mathbf{X}_{ture}^H\|_F^2 \leq \delta\right) \geq 1 - M^{-1}$.

C. Proof of Proposition 2

Let $\mathbf{W} = \mathbf{X} \mathbf{A}$, and then we have

$$\begin{aligned} \mathbb{E}_{\bar{\mathbf{H}}, \mathbf{Z}}[\|\bar{\mathbf{Y}} \mathbf{A} \mathbf{G}^{-1/2}\|_3^3] &= \sum_{m=1}^{m=M} \mathbb{E}[\|\bar{\mathbf{H}}_{m,:} \mathbf{G}^{1/2} \mathbf{W} \mathbf{G}^{-1/2} + \bar{\mathbf{Z}}_{m,:} \mathbf{A} \mathbf{G}^{-1/2}\|_3^3] \\ &= M \sum_{k=1}^{k=K} \mathbb{E}_{\mathbf{b}, \mathbf{g}}[|\langle [\mathbf{W}_{:,k} \odot \mathbf{b}; \sigma_z G_{k,k}^{-1/2} \mathbf{A}_{:,k}], \mathbf{g} \rangle|^3], \end{aligned}$$

where we denote $\mathbf{b} \sim_{i.i.d} \mathcal{B}(\theta)$ and $\mathbf{g} \sim_{i.i.d} \mathcal{CN}(0, 1)$. Using the rotation invariant property of Gaussian random variables, we have $\mathbb{E}_{\mathbf{b}, \mathbf{g}}[|\langle [\mathbf{W}_{:,k} \odot \mathbf{b}; \sigma_z G_{k,k}^{-1/2} \mathbf{A}_{:,k}], \mathbf{g} \rangle|^3] = \gamma_1 \mathbb{E}[\|\mathbf{W}_{:,k} \odot \mathbf{b}\|_2^2 +$

$(G_{k,k}/\sigma_z^2)^{-1})^{\frac{3}{2}}$ with $\gamma_1 = \frac{3}{4}\sqrt{\pi}$ calculated by the third-order non-central moment of the Rayleigh distribution. Then, we have

$$\begin{aligned} \gamma_1 \theta M \sum_{k=1}^K ((G_{k,k}/\sigma_z^2)^{-1})^{\frac{3}{2}} &\leq \mathbb{E}_{\bar{\mathbf{H}}, \bar{\mathbf{Z}}} [\|\bar{\mathbf{Y}} \mathbf{A} \mathbf{G}^{-1}\|_3^3] \\ &\leq \gamma_1 M \left(\sum_{k=1}^K \theta \left((1 + (G_{k,k}/\sigma_z^2)^{-1})^{\frac{3}{2}} - ((G_{k,k}/\sigma_z^2)^{-1})^{\frac{3}{2}} \right) + ((G_{k,k}/\sigma_z^2)^{-1})^{\frac{3}{2}} \right). \end{aligned}$$

The first equality holds when $\mathbf{W}_{:,k} = \mathbf{0}$ and the second equality holds when $\mathbf{W}_{:,k} \in \{e^{j\phi} \mathbf{e}_k : k \in [K], \phi \in [0, 2\pi]\}$.

Using the result in [30, Theorem 2.2] for the Stiefel manifold, we have whenever $M \geq c\theta\tilde{\delta}^{-2}K \log(K/\tilde{\delta}) (\sum_{k=1}^K (1 + \sigma_z^2 G_{k,k}^{-1}) \log^2 K)^{\frac{3}{2}} \bar{\xi}_\sigma^2$, $Pr[\frac{1}{K} \|\mathbf{A}^{opt} \bar{\Xi} - \mathbf{X}_{ture}^H\|_F^2 \leq \tilde{\delta}] \geq 1 - M^{-1}$ with $\bar{\xi}_\sigma = (\sum_{k=1}^K ((1 + (G_{k,k}/\sigma_z^2)^{-1})^{\frac{3}{2}} + ((G_{k,k}/\sigma_z^2)^{-1})^{\frac{3}{2}}) - \sum_{k=1}^K 2(0.5 + \sigma_z^2 G_{k,k}^{-1})^{\frac{3}{2}})/K^{\frac{3}{2}} > \bar{\xi}$. Let $\tilde{\delta} = \frac{\delta \xi (\sum_{k=1}^K (1 + (G_{k,k}/\sigma_z^2)^{-1})^{\frac{3}{4}})}{K^{\frac{9}{4}}}$, we obtain the result in Theorem 2 with $\xi = \bar{\xi} K^{\frac{3}{2}}$.

D. Proof of Lemma 1

Define $\Psi_n(\mathbf{A}) = \|\bar{\mathbf{Y}} \mathbf{A} \mathbf{G}^{-1/2}\|_3^3$. Then, by the convexity of $\Psi_n(\mathbf{A})$, we have

$$\begin{aligned} \Psi_n((1 - v^j) \mathbf{A}^j + v^j \mathbf{S}^j) &\leq (1 - v^j) \Psi_n(\mathbf{A}^j) + v^j \Psi_n(\mathbf{S}^j) \\ &\leq \Psi_n(\mathbf{S}^j) + (v^j - 1) \left(\langle \nabla \Psi_n(\mathbf{A}^j), \mathbf{S}^j \rangle - \langle \nabla \Psi_n(\mathbf{A}^j), \mathbf{A}^j \rangle \right) \\ &\leq \Psi_n(\mathbf{S}^j), \end{aligned} \tag{20}$$

where the first and second inequalities hold due to the convexity, and the last inequality holds since $\langle \nabla \Psi_n(\mathbf{A}^j), \mathbf{S}^j \rangle - \langle \nabla \Psi_n(\mathbf{A}^j), \mathbf{A}^j \rangle \geq 0$ and $v^j \in (0, 1)$, and the equality is obtained when $v^j = 1$.

E. Proof of Lemma 2

Define $\Psi_n(\mathbf{A}) = \|\bar{\mathbf{Y}} \mathbf{A} \mathbf{G}^{-1/2}\|_3^3$. Then, we have $\langle \mathbf{A} - \mathbf{A}^j, \nabla_{\mathbf{A}^j} \Psi_n(\mathbf{A}) \rangle \leq 0$, which indicates that $\mathbf{A}^j = \arg \max_{\mathbf{A} \in St_K(\mathbb{C}^T)} \langle \nabla_{\mathbf{A}^j} \Psi_n(\mathbf{A}), \mathbf{A} \rangle = \mathbf{A}^{j+1}$. That is to say, when $\eta(\mathbf{A}^j) = 0$, we have $\mathbf{A}^{j+1} = \mathbf{A}^j$. We also have $\text{SVD}(\nabla_{\mathbf{A}^j} \Psi_n(\mathbf{A})) = \mathbf{U} \Sigma \mathbf{V}^H$, $\mathbf{A}^{j+1} = \mathbf{U} \mathbf{I}_{T \times K} \mathbf{V}^H$, and the stationary point of $\Psi_n(\mathbf{A}^j)$ on $St_K(\mathbb{C}^T)$ satisfies [31]

$$\text{grad} \Psi(\mathbf{A}^j) = (\mathbf{I} - \mathbf{A}^j (\mathbf{A}^j)^H) \nabla_{\mathbf{A}^j} \Psi_n(\mathbf{A}) + \frac{1}{2} \mathbf{A}^j ((\mathbf{A}^j)^H \nabla_{\mathbf{A}^j} \Psi_n(\mathbf{A}) - \nabla_{\mathbf{A}^j} \Psi_n(\mathbf{A})^H \mathbf{A}^j) = 0. \tag{21}$$

Therefore,

- if $\eta(\mathbf{A}^j) = 0$, we have

$$\begin{aligned} \text{grad}\Psi(\mathbf{A}^j) &= \mathbf{U}\Sigma\mathbf{V}^H - \mathbf{U}\mathbf{I}_{T \times K}\mathbf{I}_{T \times K}^H\Sigma\mathbf{V}^H + \frac{1}{2}\mathbf{U}\mathbf{I}_{T \times K}\mathbf{I}_{T \times K}^H\Sigma\mathbf{V}^H - \frac{1}{2}\mathbf{U}\mathbf{I}_{T \times K}\Sigma^H\mathbf{I}_{T \times K}\mathbf{V}^H \\ &= \mathbf{U}\Sigma\mathbf{V}^H - \mathbf{U}\mathbf{I}_{T \times K}\mathbf{I}_{T \times K}^H\Sigma\mathbf{V}^H = 0, \end{aligned}$$

where $\mathbf{I}_{T \times K} = [\mathbf{I}_K; \mathbf{0}_{T-K}]$;

- if $\text{grad}\Psi(\mathbf{A}^j) = 0$, we have

$$\begin{aligned} \nabla_{\mathbf{A}^j}\Psi_n(\mathbf{A}) &= \frac{1}{2}\mathbf{A}^j(\mathbf{A}^j)^H\nabla_{\mathbf{A}^j}\Psi_n(\mathbf{A}) + \frac{1}{2}\mathbf{A}^j\nabla_{\mathbf{A}^j}\Psi_n(\mathbf{A})^H\mathbf{A}^j \\ &\Rightarrow (\mathbf{A}^j)^H\mathbf{U}\Sigma\mathbf{V}^H = \mathbf{V}\Sigma^H\mathbf{U}^H\mathbf{A}^j \Rightarrow \mathbf{A}^j = \mathbf{U}\mathbf{I}_{T \times K}\mathbf{V}^H \Rightarrow \eta(\mathbf{A}^j) = 0. \end{aligned}$$

F. Proof of Theorem 3

Define $\Psi_n(\mathbf{A}) = \|\bar{\mathbf{Y}}\mathbf{A}\mathbf{G}^{-1/2}\|_3^3$. By the convexity of $\Psi_n(\mathbf{A})$, we have $\Psi_n(\mathbf{A}^{j+1}) \geq \Psi_n(\mathbf{A}^j) + \langle \nabla_{\mathbf{A}^j}\Psi_n(\mathbf{A}), \mathbf{A}^{j+1} - \mathbf{A}^j \rangle \geq \Psi_n(\mathbf{A}^j)$. By summing these inequalities for $j = 0, 1, \dots$, we obtain $\Psi_n(\mathbf{A}^{opt}) - \Psi_n(\mathbf{A}^0) \geq \Psi_n(\mathbf{A}^j) - \Psi_n(\mathbf{A}^0) \geq \sum_{i=0}^j \eta(\mathbf{A}^i)$. Hence, $\lim_{j \rightarrow \infty} \eta(\mathbf{A}^j) = 0$ and

$$\min_{0 \leq i \leq j} \eta(\mathbf{A}^i) \leq \frac{\Psi_n(\mathbf{A}^{opt}) - \Psi_n(\mathbf{A}^0)}{j+1}.$$

G. Proof of Theorem 4

Define $\Psi_n(\mathbf{A}) = \|\bar{\mathbf{Y}}\mathbf{A}\mathbf{G}^{-1/2}\|_3^3$. From [30, Lemma B.8], if the conditions in Theorem 2 hold, there exists a constant $c \geq 0$, for any $\delta > 0$, whenever $M \geq c\theta\delta^{-2}T\log(K/\delta)(K\log^2 K)^{\frac{3}{2}}$.

Then, we have

$$\begin{aligned} &Pr[M \sum_{k=1}^K \gamma_1((G_{k,k}/\sigma_z^2)^{-1})^{\frac{3}{2}} - \delta \leq \frac{1}{M}\|\bar{\mathbf{Y}}\mathbf{A}\mathbf{G}^{-1/2}\|_3^3] \\ &\leq M(\sum_{k=1}^K \theta\gamma_1(((G_{k,k}/\sigma_z^2)^{-1} + 1)^{3/2} - ((G_{k,k}/\sigma_z^2)^{-1})^{3/2}) + \gamma_1((G_{k,k}/\sigma_z^2)^{-1})^{3/2} + \delta] \\ &\geq 1 - M^{-1} \end{aligned}$$

Therefore, with high probability, we have $\Psi_n(\mathbf{A}^0) \geq M \sum_{k=1}^K \gamma_1((G_{k,k}/\sigma_z^2)^{-1})^{\frac{3}{2}} - \delta$, and

$$\Psi_n(\mathbf{A}^{opt}) \leq M(\sum_{k=1}^K \theta\gamma_1(((G_{k,k}/\sigma_z^2)^{-1} + 1)^{3/2} - ((G_{k,k}/\sigma_z^2)^{-1})^{3/2}) + \gamma_1((G_{k,k}/\sigma_z^2)^{-1})^{3/2} + \delta).$$

Using the result in Theorem 3, we finish the proof.

REFERENCES

- [1] F. Rusek, D. Persson, B. K. Lau, E. G. Larsson, T. L. Marzetta, O. Edfors, and F. Tufvesson, "Scaling up MIMO: Opportunities and challenges with very large arrays," *IEEE Signal Process. Mag.*, vol. 30, pp. 40–60, Jan. 2013.
- [2] X. Yu, J. Zhang, M. Haenggi, and K. B. Letaief, "Coverage analysis for millimeter wave networks: The impact of directional antenna arrays," *IEEE J. Sel. Areas Commun.*, vol. 35, pp. 1498–1512, July 2017.
- [3] O. Elijah, C. Y. Leow, T. A. Rahman, S. Nunoo, and S. Z. Iliya, "A comprehensive survey of pilot contamination in massive MIMO-5G system," *IEEE Commun. Surveys Tuts.*, vol. 18, pp. 905–923, 2nd Quart. 2016.
- [4] Lizhong Zheng and D. N. C. Tse, "Communication on the grassmann manifold: a geometric approach to the noncoherent multiple-antenna channel," *IEEE Trans. Inf. Theory*, vol. 48, pp. 359–383, Feb. 2002.
- [5] B. Muquet, M. de Courville, and P. Duhamel, "Subspace-based blind and semi-blind channel estimation for OFDM systems," *IEEE Trans. Signal Process.*, vol. 50, pp. 1699–1712, July 2002.
- [6] H. Q. Ngo and E. G. Larsson, "EVD-based channel estimation in multicell multiuser MIMO systems with very large antenna arrays," in *Proc. IEEE Int. Conf. Acoust. Speech and Signal Process.*, pp. 3249–3252, Mar. 2012.
- [7] J. Dong, K. Yang, and Y. Shi, "Blind demixing for low-latency communication," *IEEE Trans. Wireless Commun.*, vol. 18, pp. 897–911, Feb. 2019.
- [8] J. Zhang, X. Yuan, and Y. A. Zhang, "Blind signal detection in massive MIMO: Exploiting the channel sparsity," *IEEE Trans. Commun.*, vol. 66, pp. 700–712, Feb. 2018.
- [9] H. Liu, X. Yuan, and Y. J. Zhang, "Super-resolution blind channel-and-signal estimation for massive MIMO with one-dimensional antenna array," *IEEE Trans. Signal Process.*, vol. 67, pp. 4433–4448, Sep. 2019.
- [10] A. Mezghani and A. L. Swindlehurst, "Blind estimation of sparse broadband massive MIMO channels with ideal and one-bit ADCs," *IEEE Trans. Signal Process.*, vol. 66, pp. 2972–2983, June 2018.
- [11] M. Talagrand, "A new look at independence," *Ann. Probab.*, vol. 24, pp. 1–34, Jan. 1996.
- [12] E. Candès and J. Romberg, "Sparsity and incoherence in compressive sampling," *Inverse Problems*, vol. 23, pp. 969–985, Apr. 2007.
- [13] Q. Qu, J. Sun, and J. Wright, "Finding a sparse vector in a subspace: Linear sparsity using alternating directions," in *Proc. Adv. Neural Inf. Process. Syst.*, pp. 3401–3409, Dec. 2014.
- [14] Y. Zhai, H. Mehta, Z. Zhou, and Y. Ma, "Understanding ℓ_4 -based dictionary learning: Interpretation, stability, and robustness," in *Proc. Int. Conf. Learn. Represent.*, Apr. 2020.
- [15] Q. Qu, Y. Zhai, X. Li, Y. Zhang, and Z. Zhu, "Geometric analysis of nonconvex optimization landscapes for overcomplete learning," in *Proc. Int. Conf. Learn. Represent.*, Apr. 2020.
- [16] Y. Zhang, H. Kuo, and J. Wright, "Structured local optima in sparse blind deconvolution," *IEEE Trans. Inf. Theory*, vol. 66, pp. 419–452, Jan. 2020.
- [17] Y. Li and Y. Bresler, "Global geometry of multichannel sparse blind deconvolution on the sphere," in *Proc. Adv. Neural Inf. Process. Syst.*, pp. 1132–1143, Dec. 2018.
- [18] Y. Zhai, Z. Yang, Z. Liao, J. Wright, and Y. Ma, "Complete dictionary learning via ℓ_4 -norm maximization over the orthogonal group," *arXiv preprint arXiv:1906.02435*, 2019.
- [19] O. E. Ayach, S. Rajagopal, S. Abu-Surra, Z. Pi, and R. W. Heath, "Spatially sparse precoding in millimeter wave MIMO systems," *IEEE Trans. Wireless Commun.*, vol. 13, pp. 1499–1513, Mar. 2014.
- [20] C. A. Balanis, *Antenna Theory: Analysis and Design*. USA: Wiley-Interscience, 2005.
- [21] A. M. Sayeed, "Deconstructing multiantenna fading channels," *IEEE Trans. Signal Process.*, vol. 50, pp. 2563–2579, Oct. 2002.

- [22] J. Brady and A. Sayeed, "Beamspace MU-MIMO for high-density gigabit small cell access at millimeter-wave frequencies," in *Proc. IEEE Int. Workshop Signal Process. Adv. Wireless Commun.*, pp. 80–84, June 2014.
- [23] M. K. Samimi and T. S. Rappaport, "3-D millimeter-wave statistical channel model for 5G wireless system design," *IEEE Trans. Microw. Theory Techn.*, vol. 64, pp. 2207–2225, July 2016.
- [24] A. L. Swindlehurst, E. Ayanoglu, P. Heydari, and F. Capolino, "Millimeter-wave massive MIMO: the next wireless revolution?," *IEEE Commun. Mag.*, vol. 52, pp. 56–62, Sep. 2014.
- [25] Y. Ding and B. D. Rao, "Dictionary learning-based sparse channel representation and estimation for FDD massive MIMO systems," *IEEE Trans. Wireless Commun.*, vol. 17, pp. 5437–5451, Aug. 2018.
- [26] S. M. Ross, *A First Course in Probability*. Upper Saddle River, N.J.: Prentice Hall, fifth ed., 1998.
- [27] Y. Bai, Q. Jiang, and J. Sun, "Subgradient descent learns orthogonal dictionaries," in *Proc. Int. Conf. Learn. Represent.*, May 2019.
- [28] J. Sun, Q. Qu, and J. Wright, "Complete dictionary recovery over the sphere I: Overview and the geometric picture," *IEEE Trans. Inf. Theory*, vol. 63, pp. 853–884, Feb. 2017.
- [29] J. Sun, Q. Qu, and J. Wright, "Complete dictionary recovery over the sphere II: Recovery by riemannian trust-region method," *IEEE Trans. Inf. Theory*, vol. 63, pp. 885–914, Feb. 2017.
- [30] Y. Shen, Y. Xue, J. Zhang, K. B. Letaief, and V. Lau, "Complete dictionary learning via ℓ_p -norm maximization," *arXiv preprint arXiv:2002.10043*, 2020.
- [31] P. A. Absil, R. Mahony, and R. Sepulchre, *Optimization Algorithms on Matrix Manifolds*. USA: Princeton University Press, 2007.
- [32] M. Jaggi, "Revisiting Frank-Wolfe: Projection-free sparse convex optimization," in *Proc. Int. Conf. Mach. Learn.*, vol. 28, pp. 427–435, PMLR, June 2013.
- [33] P.-A. Absil and J. Malick, "Projection-like retractions on matrix manifolds," *SIAM J. on Optimization*, vol. 22, pp. 135–158, Jan. 2012.
- [34] J. Casey and P. M. Naghdi, "On the use of invariance requirements for intermediate configurations associated with the polar decomposition of a deformation gradient," *Quart. Applied Math.*, vol. 41, no. 3, pp. 339–342, 1983.
- [35] W. Gander, "Algorithms for the polar decomposition," *SIAM J. Sci. Stat. Comput.*, vol. 11, pp. 1102–1115, Nov. 1990.
- [36] N. J. Higham and P. Papadimitriou, "A parallel algorithm for computing the polar decomposition," *Parallel Comput.*, vol. 20, pp. 1161–1173, Aug. 1994.
- [37] T. Ding, X. Yuan, and S. C. Liew, "Sparsity learning-based multiuser detection in grant-free massive-device multiple access," *IEEE Trans. Wireless Commun.*, vol. 18, pp. 3569–3582, July 2019.
- [38] J. P. Vila and P. Schniter, "Expectation-maximization gaussian-mixture approximate message passing," *IEEE Trans. Signal Process.*, vol. 61, pp. 4658–4672, Oct. 2013.
- [39] X. Li, S. Chen, Z. Deng, Q. Qu, Z. Zhu, and A. M. C. So, "Nonsmooth optimization over Stiefel manifold: Riemannian subgradient methods," *arXiv preprint arXiv:1911.05047*, 2019.
- [40] G. Destino, M. Juntti, and S. Nagaraj, "Leveraging sparsity into massive MIMO channel estimation with the adaptive-LASSO," in *Proc. IEEE Global Conf. Signal Inf. Process.*, pp. 166–170, Dec. 2015.
- [41] Q. Qu, X. Li, and Z. Zhu, "A nonconvex approach for exact and efficient multichannel sparse blind deconvolution," in *Proc. Adv. Neural Inf. Process. Syst.*, pp. 4017–4028, Dec. 2019.
- [42] T. S. Rappaport, Y. Xing, G. R. MacCartney, A. F. Molisch, E. Mellios, and J. Zhang, "Overview of millimeter wave communications for fifth-generation (5G) wireless networks with a focus on propagation models," *IEEE Trans. Antennas Propag.*, vol. 65, pp. 6213–6230, Dec. 2017.

- [43] R. Vershynin, *High-Dimensional Probability: An Introduction with Applications in Data Science*. Cambridge University Press, 2018.