

Extending Partial 1-Planar Drawings

Eduard Eiben 

Department of Computer Science, Royal Holloway, University of London, Egham, United Kingdom
eduard.eiben@rhul.ac.uk

Robert Ganian 

Algorithms and Complexity Group, TU Wien, Vienna, Austria
rganian@ac.tuwien.ac.at

Thekla Hamm

Algorithms and Complexity Group, TU Wien, Vienna, Austria
thamm@ac.tuwien.ac.at

Fabian Klute 

Algorithms and Complexity Group, TU Wien, Vienna, Austria
fklute@ac.tuwien.ac.at

Martin Nöllenburg 

Algorithms and Complexity Group, TU Wien, Vienna, Austria
noellenburg@ac.tuwien.ac.at

Abstract

Algorithmic extension problems of partial graph representations such as planar graph drawings or geometric intersection representations are of growing interest in topological graph theory and graph drawing. In such an extension problem, we are given a tuple (G, H, \mathcal{H}) consisting of a graph G , a connected subgraph H of G and a drawing \mathcal{H} of H , and the task is to extend \mathcal{H} into a drawing of G while maintaining some desired property of the drawing, such as planarity.

In this paper we study the problem of extending partial 1-planar drawings, which are drawings in the plane that allow each edge to have at most one crossing. In addition we consider the subclass of IC-planar drawings, which are 1-planar drawings with independent crossings. Recognizing 1-planar graphs as well as IC-planar graphs is NP-complete and the NP-completeness easily carries over to the extension problem. Therefore, our focus lies on establishing the tractability of such extension problems in a weaker sense than polynomial-time tractability. Here, we show that both problems are fixed-parameter tractable when parameterized by the number of edges missing from H , i.e., the edge deletion distance between H and G . The second part of the paper then turns to a more powerful parameterization which is based on measuring the vertex+edge deletion distance between the partial and complete drawing, i.e., the minimum number of vertices and edges that need to be deleted to obtain H from G .

2012 ACM Subject Classification Theory of computation \rightarrow Parameterized complexity and exact algorithms; Theory of computation \rightarrow Computational geometry

Keywords and phrases Extension problems, 1-planarity, parameterized algorithms

Funding *Robert Ganian:* Robert Ganian acknowledges support by the Austrian Science Fund (FWF, project P31336).

Thekla Hamm: Thekla Hamm acknowledges support by the Austrian Science Fund (FWF, projects P31336 and W1255-N23).

1 Introduction

In the last decade, algorithmic extension problems of partial *planar* graph drawings have received a lot of attention in the fields of graph algorithms and graph theory as well as in graph drawing and computational geometry. In this problem setting, the input consists of a planar graph G , a connected subgraph H of G , and a planar drawing \mathcal{H} of H ; the question is then whether \mathcal{H} can be extended to a planar drawing of G . This extension problem is motivated from applications in network visualization, where important patterns (subgraphs) are required to have a special layout, or where new vertices and edges in a dynamic graph must be inserted into an existing (partial) connected drawing, which must remain stable to preserve its mental map [37]. A major result on the extension of partial planar drawings is the linear-time algorithm of Angelini et al. [2] which can answer the above question as well as provide the desired planar drawing of G (if it exists)—showing that constrained inputs do not increase the complexity of planarity testing. Their result is complemented by a combinatorial characterization via forbidden substructures [26].

The result of Angelini et al. is in contrast to other algorithmic extension problems, e.g., on graph coloring of perfect graphs [34] or 3-edge coloring of cubic bipartite graphs [22], which are both polynomially tractable but become NP-complete if partial colorings are specified. Again more related to extending partial planar drawings, it is well known by Fáry’s Theorem that every planar graph admits a planar straight-line drawing, but testing straight-line extensibility of partial planar straight-line drawings is generally NP-hard [39]. Polynomial-time algorithms are known for certain special cases, e.g., if the subgraph H is a cycle drawn as a convex polygon, and the straight-line extension must be inside [11] or outside [36] the polygon. Yet, if only the partial drawing is a straight-line drawing and the added edges can be drawn as polylines, Chan et al. [12] showed that if a planar extension exists, then there is also one, where all new edges are polylines with at most a linear number of bends. This generalizes a classic result by Pach and Wenger [38] that any n -vertex planar graph can be drawn on any set of n points in the plane using polyline edges with $O(n)$ bends. Similarly, level-planarity testing takes linear time [27], but testing the extensibility of partial level-planar drawings is NP-complete [9]. Recently, Da Lozzo et al. [18] studied the extension of partial upward planar drawings for directed graphs, which is generally NP-complete, but some special cases admit polynomial-time algorithms. Other related work also studied extensibility problems of partial representations for specific graph classes [13–15, 28–31].

In this paper, we study the algorithmic extension problem of partial drawings of 1-planar graphs, one of the most natural and most studied generalizations of planarity [19, 32]. A 1-planar graph is a graph that admits a drawing in the plane with at most one crossing per edge. The definition of 1-planarity dates back to Ringel (1965) [40] and since then the class of 1-planar graphs has been of considerable interest in graph theory, graph drawing and (geometric) graph algorithms, see the recent annotated bibliography on 1-planarity by Kobourov et al. [32] collecting 143 references. More generally speaking, interest in various classes of beyond-planar graphs (not limited to, but including 1-planar graphs) has steadily been on the rise [19] in the last decade.

Unlike planarity testing, recognizing 1-planar graphs is NP-complete [23, 33], even if the graph is a planar graph plus a single edge [10]. It is known, however, that 1-planarity testing is fixed-parameter tractable (FPT) for the vertex-cover number, the cyclomatic number, and the tree-depth of the input graph G , but it remains NP-complete for graphs of bounded bandwidth, pathwidth, or treewidth [6]. Moreover, restrictions of 1-planarity have been studied, such as independent-crossing (IC) planarity, which additionally requires that no two

crossed edges are incident [1, 7, 35, 42]. The recognition problem for IC-planar graphs remains NP-complete [8].

On the other end of the planarity spectrum, Arroyo et al. [4, 5] studied drawing extension problems, where the number of crossings per edge is not restricted, yet the drawing must be *simple*, i.e., any pair of edges can intersect in at most one point. They showed that the simple drawing extension problem is NP-complete [4], even if just one edge is to be added [5].

Contributions

Given a graph G , a connected subgraph H , and a 1-planar drawing \mathcal{H} of H , the 1-PLANAR EXTENSION problem asks whether \mathcal{H} can be extended by inserting the remaining vertices $V_{\text{add}} = V(G) \setminus V(H)$ and edges $E_{\text{add}} = E(G) \setminus E(H)$ of G into \mathcal{H} while maintaining the property of being 1-planar. The IC-PLANAR DRAWING EXTENSION problem is then defined analogously, but for IC-planarity.

The NP-completeness of these extension problems is a simple consequence of the NP-completeness of the recognition problem [8, 23, 33] (see also Section 3). With this in mind, the aim of this paper is to establish the tractability of the problems when \mathcal{H} is almost a complete 1-planar drawing of G . To capture this setting, we turn to the notion of *fixed-parameter tractability* [17, 21] and consider two natural parameters which capture how complete \mathcal{H} is:

- k is the *edge deletion distance* between H and G , and
- κ is the *vertex+edge deletion distance* between H and G .

More precisely, k is equal to $|E(G) \setminus E(H)|$ and κ is equal to $|V(G) \setminus V(H)| + |E(G[V(H)]) \setminus E(H)|$. We refer to Section 3 for formal definitions and a discussion of the parameters.

After introducing necessary notation in Section 2 and introducing the problem formally in Section 3, we consider the edge deletion distance k in **Section 4**. Our first result is:

► **Theorem 1.** 1-PLANAR DRAWING EXTENSION is FPT when parameterized by k .

The proof of Theorem 1 involves the use of several ingredients:

1. Introducing and developing a notion of *patterns*, which are combinatorial objects that capture critical information about the potential interaction of newly added edges with \mathcal{H} ;
2. a pruning procedure that reduces our instance to an equivalent sub-instance where H has treewidth bounded in k ;
3. an embedding graph, which carries information about the drawing \mathcal{H} ; and finally
4. completing the proof by constructing a formula Φ in Monadic Second Order Logic to check whether a pattern can “fit” in the embedding graph, using Courcelle’s Theorem [16].

Next, we turn towards the question of whether one can obtain an *efficient* fixed-parameter algorithm for the extension problem. In particular, due to the use of Courcelle’s Theorem [16] to model-check Φ , the algorithm obtained in the proof of Theorem 1 will have a prohibitive dependency on the parameter k . In this direction, we note that it is not immediately obvious how one can design an efficient and “formally clean” purely combinatorial algorithm for the pattern-fitting task (i.e., the task we relegate to model checking Φ in the embedding graph). At the very least, using a direct translation of the model-checking procedure would come at a significant cost in terms of presentation clarity.

That being said, one can observe that the main reason for the use of patterns is that it is not at all obvious where (i.e., in which cell of the drawing) one should place the vertices used to extend \mathcal{H} . Indeed, our second result for parameter k assumes that $V_{\text{add}} = \emptyset$ and avoids using Courcelle’s Theorem.

► **Theorem 2.** 1-PLANAR DRAWING EXTENSION parameterized by k can be solved in time $\mathcal{O}(k^{2k} \cdot n^{\mathcal{O}(1)})$ if $V(G) = V(H)$.

This algorithm uses entirely different techniques—notably, it prunes the search space for inserting each individual edge via a combination of geometric and combinatorial arguments, and then applies exhaustive branching. We note that the techniques used to prove Theorem 1 and 2 can be directly translated to also obtain analogous results for the IC-planarity setting.

In **Section 5**, we turn our attention to the vertex+edge deletion distance κ as a parameter, which represents a more relaxed way of measuring how complete \mathcal{H} is than k —indeed, while $\kappa \leq k$, it is easy to construct instances where $\kappa = 1$ but k can be arbitrarily large. For our third result, we start with IC-planar drawings.

► **Theorem 3.** IC-PLANAR DRAWING EXTENSION is FPT parameterized by κ .

The proof of Theorem 3 requires a significant extension of the toolkit developed for Theorem 1. The main additional complication lies in the fact that the number of edges that are missing from H is no longer bounded by the parameter. To deal with this, we show that the added vertices can only connect to the boundary of a cell in a bounded number of “ways” (formalized via a notion we call *regions*), and we use this fact to develop a more general notion of patterns and embedding graphs than those used for Theorem 1.

Finally, in **Section 6**, we present a first step towards the tractability of 1-PLANAR DRAWING EXTENSION parameterized by κ . We note that the techniques developed for the other parameterizations and problem variants cannot be applied to solve this case—the main difference compared to the setting of Theorem 3 is that the “missing” vertices can be incident to many edges with crossings, which prevents the use of our bounded-size patterns to capture the behavior of new edges. As our final contribution, we investigate the special case of $\kappa = 2$, i.e., when adding two new vertices.

► **Theorem 4.** 1-PLANAR DRAWING EXTENSION is polynomial-time tractable if $\kappa \leq 2$.

We note that even this, seemingly very restricted, subcase of 1-PLANAR DRAWING EXTENSION was non-trivial and required the combination of several algorithmic techniques (this contrasts to the case of $|V_{\text{add}}| = 1$, whose polynomial-time tractability is a simple corollary of one of our lemmas). In particular, the algorithm uses a new two-step “delimiter-and-sweep” approach: first, we apply branching to find a curve with specific properties that bounds the instance by a left and right “delimiter”. The second step is then a left-to-right sweep of the instance that iteratively pushes the left delimiter towards the right one while performing dynamic programming combined with branching and network-flow subroutines.

Albeit being a special case, we believe these delimited instances with two added vertices can play a role in a potential XP algorithm parameterized by κ —the existence of which we leave open for future work.

Further Related Work. In addition to the given related work on extension problems, it is also worth noting that identifying a substructure of bounded treewidth and applying Courcelle’s Theorem to decide an MSO formula on it has been preciously used for a graph drawing problem by Grohe [24], namely to identify graph drawings of bounded crossing number. Both the way in which one arrives at bounded treewidth and the nature of the employed MSO formula are substantially different from our approach, which is not surprising as the problem of generating drawings from scratch and the problem of extending partial drawings are in general fundamentally different. Specifically in the case of generating drawings, the MSO formula could essentially encode the existence of a drawing with bounded

crossing number by inductively planarizing crossings of pairs of edges; here the planarity of the planarization can of course be captured via excluded $K_{3,3}$ and K_5 minors by MSO. This approach is not possible in our setting. There are examples of 1-planar graphs which have partial drawings which cannot be extended to a 1-plane drawing. Thus a planarization with respect to the added parts of a solution needs to be compatible with the partial drawing and cannot be encoded by an MSO formula straightforwardly.

2 Preliminaries

Graphs and Drawings in the Plane. Let G be a simple graph, $V(G)$ its vertices, and $E(G)$ its edges. We use standard graph terminology [20]. For $r \in \mathbb{N}$, we write $[r]$ as shorthand for the set $\{1, \dots, r\}$. The length of a path is the number of edges contained in that path.

A *drawing* \mathcal{G} of G in the plane \mathbb{R}^2 is a function that maps each vertex $v \in V(G)$ to a distinct point $\mathcal{G}(v) \in \mathbb{R}^2$ and each edge $e = uv \in E(G)$ to a simple open curve $\mathcal{G}(e) \subset \mathbb{R}^2$ with endpoints $\mathcal{G}(u)$ and $\mathcal{G}(v)$. In a slight abuse of notation we often identify a vertex v and its drawing $\mathcal{G}(v)$ as well as an edge e and its drawing $\mathcal{G}(e)$. We say that a drawing \mathcal{G} is a *good drawing* (also known as a *simple topological graph*) if (i) no edge passes through a vertex other than its endpoints, (ii) any two edges intersect in at most one point, which is either a common endpoint or a proper *crossing* (i.e., edges cannot touch), and (iii) no three edges cross in a single point. For the rest of this paper we assume that every drawing \mathcal{G} is good. For a drawing \mathcal{G} of G and $e \in E(G)$, we use $\mathcal{G} - e$ to denote the drawing of $G - e$ obtained by removing the drawing of e from \mathcal{G} , and for $J \subseteq E(G)$ we define $\mathcal{G} - J$ analogously.

We say that \mathcal{G} is *planar* if no two edges $e_1, e_2 \in E(G)$ cross in \mathcal{G} ; if the graph G admits a planar drawing, we say that G is planar. A planar drawing \mathcal{G} subdivides the plane into connected regions called *faces*, where exactly one face, the *outer* (or *external*) face is unbounded. The *boundary* of a face is the set of edges and vertices whose drawing delimits the face. Further, \mathcal{G} induces for each vertex $v \in V(G)$ a cyclic order of its neighbors by using the clockwise order of its incident edges. This set of cyclic orders is called a *rotation scheme*. Two planar drawings \mathcal{G}_1 and \mathcal{G}_2 of the same graph G are *equivalent* if they have the same rotation scheme and the same outer face; equivalence classes of planar drawings are also called *embeddings*. A *plane graph* is a planar graph with a fixed embedding.

A drawing \mathcal{G} is *1-planar* if each edge has at most one crossing and a graph G is *1-planar* if it admits a 1-planar drawing. Similarly to planar drawings, 1-planar drawings also define a rotation scheme and subdivide the plane into connected regions, which we call *cells* in order to distinguish them from the faces of a planar drawing. The *planarization* G^\times of a 1-planar drawing \mathcal{G} of G is a graph G^\times with $V(G) \subseteq V(G^\times)$ that introduces for each crossing c of \mathcal{G} a *dummy vertex* $c \in V(G^\times)$ and that replaces each pair of crossing edges uv, wx in $E(G)$ by the four *half-edges* uc, vc, wc, xc in $E(G^\times)$, where c is the crossing of uv and wx . In addition all crossing-free edges of $E(G)$ belong to $E(G^\times)$. Obviously, G^\times is planar and the drawing \mathcal{G}^\times of G^\times corresponds to \mathcal{G} with the crossings replaced by the dummy vertices.

With $H + e$ we denote the graph H with the additional edge $e \in E(G) \setminus E(H)$ added to it. Further, for a 1-planar drawing \mathcal{H} of H we denote with $\mathcal{H} + \gamma(e)$ the 1-planar drawing that we get by fixing a specific curve $\gamma(e)$ for e and adding it to the drawing \mathcal{H} . We say edge e is drawn into \mathcal{H} with $\gamma(e)$. If $\gamma(e)$ is clear we omit it and only write $\mathcal{H} + e$.

Monadic Second Order Logic. We consider *Monadic Second Order* (MSO) logic on (edge-)labeled directed graphs in terms of their incidence structure, whose universe contains vertices and edges; the incidence between vertices and edges is represented by a binary relation. We assume an infinite supply of *individual variables* x, x_1, x_2, \dots and of *set*

variables X, X_1, X_2, \dots . The *atomic formulas* are Vx (“ x is a vertex”), Ey (“ y is an edge”), Ixy (“vertex x is incident with edge y ”), $x = y$ (equality), P_ax (“vertex or edge x has label a ”), and Xx (“vertex or edge x is an element of set X ”). *MSO formulas* are built up from atomic formulas using the usual Boolean connectives ($\neg, \wedge, \vee, \rightarrow, \leftrightarrow$), quantification over individual variables ($\forall x, \exists x$), and quantification over set variables ($\forall X, \exists X$).

Free and bound variables of a formula are defined in the usual way. To indicate that the set of free individual variables of formula Φ is $\{x_1, \dots, x_\ell\}$ and the set of free set variables of formula Φ is $\{X_1, \dots, X_q\}$ we write $\Phi(x_1, \dots, x_\ell, X_1, \dots, X_q)$. If G is a graph, $v_1, \dots, v_\ell \in V(G) \cup E(G)$ and $S_1, \dots, S_q \subseteq V(G) \cup E(G)$ we write $G \models \Phi(v_1, \dots, v_\ell, S_1, \dots, S_q)$ to denote that Φ holds in G if the variables x_i are interpreted by the vertices or edges v_i , for $i \in [\ell]$, and the variables X_i are interpreted by the sets S_i , for $i \in [q]$.

The following result (the well-known Courcelle’s Theorem [16]) shows that if G has bounded treewidth [41] then we can find an assignment φ to the set of free variables \mathcal{F} with $G \models \Phi(\varphi(\mathcal{F}))$ (if one exists) in linear time.

▷ **Fact 1** (Courcelle’s Theorem [3, 16]). Let $\Phi(x_1, \dots, x_\ell, X_1, \dots, X_q)$ be a fixed MSO formula with free individual variables x_1, \dots, x_ℓ and free set variables X_1, \dots, X_q , and let w a constant. Then there is a linear-time algorithm that, given a labeled directed graph G of treewidth at most w , either outputs $v_1, \dots, v_\ell \in V(G) \cup E(G)$ and $S_1, \dots, S_q \subseteq V(G) \cup E(G)$ such that $G \models \Phi(v_1, \dots, v_\ell, S_1, \dots, S_q)$ or correctly identifies that no such vertices v_1, \dots, v_ℓ and sets S_1, \dots, S_q exist.

3 Extending 1-Planar Drawings

Given a graph G and a subgraph H of G with a 1-planar drawing \mathcal{H} of H , we say that a drawing \mathcal{G} of G is an *extension* of \mathcal{H} if the planarization H^\times of \mathcal{H} and the planarization \mathcal{G}^\times of \mathcal{G} restricted to H^\times have the same embedding. We formalize our problem of interest as:

1-PLANAR DRAWING EXTENSION

Instance: A graph G , a connected subgraph H of G , and a 1-planar drawing \mathcal{H} of H .

Task: Find an 1-planar extension of \mathcal{H} to G , or correctly identify that there is none.

The IC-PLANAR DRAWING EXTENSION problem is then defined analogously. Both problem definitions follow previously considered drawing extension problems, where the connectivity of H is considered a well-motivated and standard assumption [25, 36, 37].

Given an instance (G, H, \mathcal{H}) of 1-PLANAR DRAWING EXTENSION, a *solution* is a 1-planar drawing \mathcal{G} of G that is an extension of \mathcal{H} . We refer to $V_{\text{add}} := V(G) \setminus V(H)$ as the *added vertices* and to $E_{\text{add}} := E(G) \setminus E(H)$ as the *added edges*. Let $V_{\text{inc}} = \{v \in V(H) \mid \exists vw \in E_{\text{add}}\}$, i.e., V_{inc} is the set of vertices of H that are incident to at least one added edge. We also distinguish added edges whose endpoints are already part of the drawing, and added edges with at least one endpoint yet to be added into the drawing—notably, we let

$$E_{\text{add}}^H := \{vw \in E_{\text{add}} \mid v, w \in V(H)\} \text{ and } E_{\text{add}}^{-H} := E_{\text{add}} \setminus E_{\text{add}}^H.$$

This distinction will become important later, since it opens up two options for how to quantify how “complete” the drawing of \mathcal{H} is. It is worth noting that, without loss of generality, we may assume each vertex in V_{add} to be incident to at least one edge in E_{add} and hence $|V_{\text{add}} \cup V_{\text{inc}}| \leq 2|E_{\text{add}}|$. Furthermore, it will be useful to assume that $\mathcal{H}, \mathcal{H}^\times, \mathcal{G}$ and \mathcal{G}^\times are all drawn atop of each other in the plane, i.e., vertices and edges are drawn in the same coordinates in \mathcal{H} and \mathcal{G} —this allows us to make statements such as “a solution \mathcal{G} draws vertex $v \in V_{\text{add}}$ inside face f of \mathcal{H}^\times ”.

Given the NP-completeness of recognizing 1-planar [23, 33] and IC-planar [8] graphs we get as an immediate consequence that also the corresponding extension problems are NP-complete.

► **Proposition 2.** 1-PLANAR DRAWING EXTENSION and IC-PLANAR DRAWING EXTENSION are NP-complete even if all added edges have at least one endpoint that can be placed freely, i.e., if $E_{\text{add}}^H = \emptyset$.

Proof. The claim is an immediate consequence of the NP-completeness of recognizing 1-planar [23, 33] and IC-planar graphs [8]. For the reduction, let the subgraph H consist of a single, arbitrary vertex $v \in V(G)$, which we draw in \mathcal{H} at some fixed position in the plane. The position of v is no restriction to the existence of a 1-planar or IC-planar drawing, since any such drawing can be translated such that v is mapped to the selected position. So a 1-planar/IC-planar extension of \mathcal{H} exists if and only if G is 1-planar/IC-planar. ◀

In view of the NP-completeness of the problem, it is natural to ask about its complexity when H is nearly “complete”, i.e., we only need to extend the drawing \mathcal{H} by a small part of G . In this sense, deletion distance represents the most immediate way of quantifying how far H is from G , and the parameterized complexity paradigm [17, 21] offers complexity classes that provide a more refined view on “tractability” in this setting.

The most immediate way of capturing the completeness of H in this way is to parameterize the problem via the *edge deletion distance* to G —formalized by setting $k = |E_{\text{add}}|$. The aim of Section 4 is to establish the fixed-parameter tractability of 1-PLANAR DRAWING EXTENSION parameterized by k . A second parameter that we consider is the *vertex+edge deletion distance* to G , i.e., the minimum number of vertices and edges that need to be deleted from G to obtain H . We call this parameter κ and set $\kappa = |V_{\text{add}}| + |E_{\text{add}}^H|$. The parameterization by κ is the topic of Section 5 and 6. Since we can always assume that each added vertex is incident to at least one added edge, $|V_{\text{add}}| + |E_{\text{add}}^H| \leq |E_{\text{add}}|$ and so parameterizing by κ leads to a more general (and difficult) parameterized problem.

4 Using Edge Deletion Distance for Drawing Extensions

The main goal of this section is to establish the fixed-parameter tractability of 1-PLANAR DRAWING EXTENSION parameterized by the edge deletion distance k .

We note that one major obstacle faced by a fixed-parameter algorithm is that it is not at all obvious how to decide where the vertices in V_{add} should be drawn in an augmented drawing of H . As a follow-up, we will show that when $V_{\text{add}} = \emptyset$ (i.e., $V(H) = V(G)$), it is possible to obtain a more self-contained combinatorial algorithm with a significantly better runtime; this is presented in Subsection 4.2.

4.1 A Fixed-Parameter Algorithm for 1-Planar Drawing Extension

Our first step towards a proof of the desired tractability result is the definition of a *pattern*, which is a combinatorial object capturing essential information about a potential 1-planar extension of \mathcal{H} . The formal definition of pattern is given in Definition 3. Definition 4 then defines the notion of *derived patterns*, which create a link between solutions to an instance of 1-PLANAR DRAWING EXTENSION and patterns.

To given an intuition of the patterns, assume that a pattern consists of a tuple (S, Q, C) and let (G, H, \mathcal{H}) be a 1-PLANAR DRAWING EXTENSION instance. Then, the general intuition is that S represents the set of faces in \mathcal{H}^\times which contain at least a part of the drawing of an

edge in E_{add} in a hypothetical 1-planar extension \mathcal{G} of \mathcal{H} . Crucially, our aim is to keep the size of patterns bounded in k , and so we only “anchor” S to \mathcal{H}^\times by storing information about which faces will contain individual edges in E_{add} , vertices from V_{add} , and be adjacent to individual vertices in V_{inc} ; this is captured by the mapping Q . The third piece of information we store is C , which represents the cyclic order of how edges in E_{add} exit or enter the boundary of each face (including the case where an edge crosses through an edge into the same face, i.e., occurs twice when traversing the boundary of that face).

► **Definition 3.** A pattern for an instance (G, H, \mathcal{H}) is a tuple (S, Q, C) where

1. S is a set of at most $2k$ elements;
2. Q is a mapping from $V_{\text{add}} \cup E_{\text{add}} \cup V_{\text{inc}}$ which maps:
 - vertices in V_{add} to elements of S ;
 - edges in E_{add} to ordered pairs of elements of S ;
 - vertices in V_{inc} to subsets of S .
3. C is a mapping from S that maps each $s \in S$ to a cyclically ordered multiset of pairs $((e_1, q_1), (e_2, q_2), \dots, (e_\ell, q_\ell))$, where each e_i is in E_{add} and each q_i is in $V_{\text{inc}} \cup \{\text{crossing}\}$. Here crossing is a special new symbol signifying a crossing point. Moreover, C must satisfy the following conditions:
 - for each $s \in S$ and each tuple $(e, q) \in C(s)$ such that $q \in V_{\text{inc}}$, it must hold that $s \in Q(q)$ and e is incident to q in G ;
 - for each $e \in E_{\text{add}}$ and $s \in S$, if e occurs in at least one tuple in $C(s)$, then $s \in Q(e)$ and $C(s)$ contains at most two tuples of the form $(e, *)$, where $*$ is an arbitrary element;
 - for each $s \in S$, each tuple occurs at most once in $C(s)$ with the exception of tuples containing “crossing”, which may occur twice.

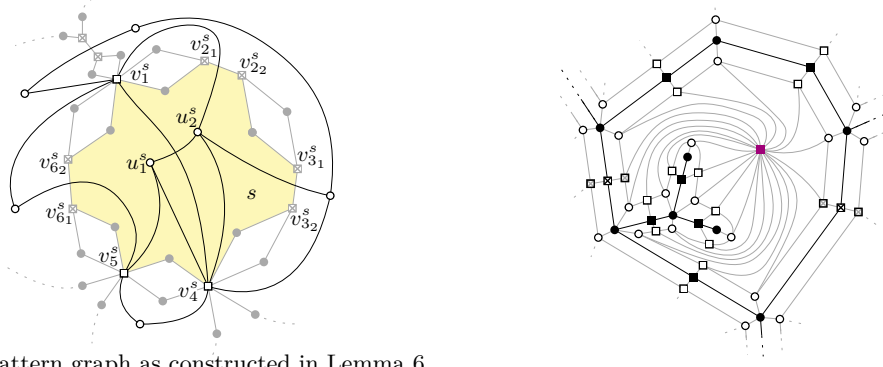
Let \mathcal{P} be the set of all patterns for our considered instance (G, H, \mathcal{H}) . Let $\#\text{pat}(k) = 2k \cdot (2^{2k})^{3k} \cdot (2k)! \cdot 2^{3k \cdot 2k}$ and note that $|\mathcal{P}| \leq \#\text{pat}(k) \in 2^{\mathcal{O}(k^2 \log k)}$. In particular, the number of possible patterns can be bounded by first considering $2k$ options for $|S|$, multiplying this by the at most $(2^{2k})^{3k}$ -many ways of choosing Q , and finally multiply this by the number of choices for C which can be bounded as follows: for each $s \in S$, $C(s)$ is a set that forms a subset (of size at most $2k$) of the $3k$ -cardinality set of tuples (note that $e = \{a, b\} \in E_{\text{add}}$ can only occur in the tuples (e, a) , (e, b) and $(e, \text{crossing})$).

The intuition behind patterns will be formalized in the next definition, which creates a link between solutions to our instance and patterns.

► **Definition 4.** Let (G, H, \mathcal{H}) be a 1-PLANAR DRAWING EXTENSION instance. For each solution \mathcal{G} of (G, H, \mathcal{H}) we define a derived pattern $P = (S, Q, C)$ as follows:

- S is the set of faces of \mathcal{H}^\times which have a non-empty intersection with $\mathcal{G}(e)$ for some $e \in E_{\text{add}}$.
- For $v \in V_{\text{add}}$ we set $Q(v)$ to the face f of \mathcal{H}^\times for which $\mathcal{G}(v)$ lies inside f , for $e \in E_{\text{add}}$ we set $Q(e)$ to the set of at most two faces which have a non-empty intersection with $\mathcal{G}(e)$, and for $w \in V_{\text{inc}}$ we set $Q(w)$ to all faces in S incident to w in \mathcal{G} .
- For a face $s \in S$ we consider all edges $e = uv \in E_{\text{add}}$ with a non-empty intersection between $\mathcal{G}(e)$ and s . It follows that there is an edge $e' \in E(H)$ on the boundary of s such that $\mathcal{G}(e)$ crosses $\mathcal{G}(e')$, or $u \in V_{\text{inc}}$ and u is on the boundary of s , or both. We set $C(s)$ as the ordered set of these crossing points or vertices when traversing s in clockwise fashion.

Our next task is to define *valid patterns*; generally speaking, these are patterns which are not malformed and could serve as derived patterns for a hypothetical solution. One notable property that every valid pattern must satisfy is that all vertices and edges mapped by Q to some $s \in S$ can be drawn in a 1-planar way while respecting $C(s)$.



(a) A pattern graph as constructed in Lemma 6. The face representing $s \in S$ is yellow, gray disks are dummy vertices. Black circles are in V_{add} . Squares are either in V_{inc} or represent crossings.

(b) An example of an embedding graph. The white vertices are shadow-vertices, the purple one the face vertex, and gray edges got added.

■ **Figure 1** Examples for the definition of a pattern and the embedding graph.

► **Definition 5.** For an instance (G, H, \mathcal{H}) , a pattern $P = (S, Q, C)$ is valid if there exists a pattern graph G_P with a 1-planar drawing \mathcal{G}_P satisfying the following properties:

- $V_{\text{add}} \cup V_{\text{inc}} \subseteq V(G_P)$ and $E_{\text{add}} \subseteq E(G_P)$.
- $\mathcal{G}_P - E_{\text{add}}$ is a planar drawing.
- S is a subset of the inner faces of $\mathcal{G}_P - E_{\text{add}}$.
- Each $v \in V_{\text{add}}$ is contained in the face $Q(v)$ of $\mathcal{G}_P - V_{\text{add}} - E_{\text{add}}$.
- Each $e \in E_{\text{add}}$ is contained in the face(s) $Q(e)$ of $\mathcal{G}_P - E_{\text{add}}$.
- Each $v \in V_{\text{inc}}$ is incident to the faces $Q(v)$ of $\mathcal{G}_P - E_{\text{add}}$.
- When traversing the inner side of the boundary of each face s of $\mathcal{G}_P - E_{\text{add}}$ in clockwise fashion, the order in which each edge $e \in E_{\text{add}}$ is seen in \mathcal{G}_P together with the information whether e crosses here or ends in its endpoint in V_{inc} , is precisely $C(s)$.

Note that the instance (G, H, \mathcal{H}) in the definition of a valid pattern is only important to define V_{add} , V_{inc} , and E_{add} . Moreover, observe that for each solution \mathcal{G} of an instance (G, H, \mathcal{H}) , the derived pattern is valid by definition. An illustration of a pattern graph is provided in Part (a) of Figure 1. We also remark that, when comparing a pattern graph to a hypothetical solution which draws an edge into the outer face of \mathcal{H} , we will map the outer face to an inner face of the pattern graph.

► **Lemma 6.** Given pattern $P = (S, Q, C)$, in time $\mathcal{O}((k!)^k \cdot k^{2k+1})$ we can either construct a pattern graph G_P together with the drawing \mathcal{G}_P satisfying all the properties of Definition 5 or decide that P is not valid.

Proof. Our first step is to construct a possible planarization of the pattern graph G_P , as follows. For each $s \in S$ we add a cycle $\mathcal{C}(s)$ with $|C(s)|$ vertices. Let v_i^s be the i -th vertex on the cycle $\mathcal{C}(s)$, then we mark v_i^s as the vertex representing the second element of the tuple $c_i \in C(s)$. In case $|C(s)| < 3$ we add one or two more dummy vertices to $\mathcal{C}(s)$, hence every $\mathcal{C}(s)$ is at least a triangle. For each $s \in S$ we then subdivide every edge in $\mathcal{C}(s)$ by a dummy vertex. Next, for each $u \in V_{\text{add}}$ we add a vertex u_s to the graph and also all corresponding edges to the individual vertices in the cycles constructed from $C(s)$, i.e., u_s will be adjacent to v_i^s if and only if the first element of the tuple $c_i \in C(s)$ is an edge incident to u . We then identify two vertices v_1, v_2 if they represent the same vertex in V_{inc} or a crossing point of the same edge in E_{add} .

Our last step towards the desired planarization is to pre-assign the crossings between the drawings of two added edges. Since the number of such crossings is upper-bounded by k , we

can branch over which pairs of edges cross in time at most k^{2k} . Let $(u, v), (u', v')$ be two edges that cross, then replace them by a new vertex x with edges $(u, x), (v, x), (u', x)$, and (v', x) . We call the resulting graph (for one particular branch) G'_P .

It remains to determine if there is a plane drawing \mathcal{G}'_P of G'_P conforming with the properties of Definition 5. If we find such a drawing, we are left to replace the vertices representing crossings by actual edges representing the edges in E_{add} . A crossing introduced in the last step, we replace it simply by two edges that cross. For a vertex v_i^s in a cycle $\mathcal{C}(s)$ for $s \in S$ we handle by splitting v_i^s into two vertices $v_{i_1}^s$ and $v_{i_2}^s$ and adding the edge $v_{i_1}^s v_{i_2}^s$. This edge can then be crossed by the edge replacing the two half edges incident to v_i^s . Let \mathcal{G}_P be the resulting 1-plane drawing. This drawing and its represented graph G_P fulfill Definition 5 and hence P is valid. In case no such drawing can be found we return that P is not valid.

To compute a possible drawing we first observe that the graph G'_P has only $O(k)$ vertices. This is easy to see after realizing that we added at most $2|E_{\text{add}}|$ vertices for crossings and at most $|V_{\text{inc}}| + |E_{\text{add}}|$ dummy vertices. Further every vertex in G'_P has degree in $O(k)$. For every crossing vertex the degree is in fact six or four, and for every dummy vertex two. For a vertex u_s representing $u \in V_{\text{add}}$ the degree is at most $|E_{\text{add}}|$. Finally for every vertex v_i^s representing some $v \in V_{\text{inc}}$ we can upper bound the degree by $5k$ since v_i^s is incident to at most $|E_{\text{add}}| + 2|S|$ edges. In total G'_P has $O(k)$ vertices and max-degree $O(k)$, which enables us to iterate all possible rotation schemes in time $O((k!)^k)$. If a rotation scheme implies a plane drawing \mathcal{G}'_P we can further check in time $O(k)$ the conditions of Definition 5.

Assume the above construction fails even though there exists a pattern graph G_P with 1-planar drawing \mathcal{G}_P and properties as in Definition 5; to obtain a contradiction, we will show that in fact we can construct a graph G'_P and drawing \mathcal{G}'_P as above. By definition we find for each $s \in S$ a cycle $\mathcal{C}(s)$ in G_P such that $V(\mathcal{C}(s)) \cap V_{\text{add}} = \emptyset$ and $\mathcal{C}(s) \subseteq V(\mathcal{C}(s))$, and the vertices and crossings in $\mathcal{C}(s)$ appear in that clockwise order on $\mathcal{C}(s)$. Further let γ be the simple, closed curve described by the curves representing the edges $E(\mathcal{C}(s))$ in \mathcal{G}_P . Again by definition $\mathcal{C}(s)$ exists such that every $\mathcal{G}_P(v)$ for $v \in V_{\text{add}}$ with $Q(v) = s$ lies in the interior of γ and every $\mathcal{G}_P(e)$ for $e \in E_{\text{add}}$ with $s \in Q(e)$ has a non-empty intersection with the interior of γ . To build G'_P from G_P consider the planarization G_P^\times derived from \mathcal{G}_P . Again we find the cycles as above, now with every crossing being a vertex and some edges in E_{add} being represented by two half-edges. First, delete for every cycle $\mathcal{C}(s)$ all vertices $v \in V(G_P)$ that do not represent a vertex in V_{add} and lie inside the by $\mathcal{C}(s)$ described curve. Secondly replace every vertex $v \in V(\mathcal{C}(s))$, which is neither representing a crossing nor is in V_{inc} , by an edge. Finally add the dummy vertices to every $\mathcal{C}(s)$. The resulting graph is exactly the graph the above algorithm would have computed, a contradiction. ◀

Next, we will define an annotated (“labeled”) graph representation of \mathcal{H} and \mathcal{H}^\times ’s faces. The *embedding graph* H^* of \mathcal{H} is obtained from \mathcal{H}^\times by:

1. subdividing each uncrossed edge e (resulting in vertex v_e);
2. creating a vertex for each face f of \mathcal{H}^\times (resulting in vertex v_f);
3. traversing the boundary of each face f^1 and whenever we see a vertex v (including the vertices created in Step 1) we create a shadow copy of v and place it right next to v in the direction we saw v from. Add a cycle connecting the shadow vertices we created in f in the order they were created, and direct it in clockwise fashion²;

¹ formally, we draw a curve in f that closely follows the boundary until it forms a closed curve.

² Note that this may create multiple shadow copies of a vertex. The reason we use shadow copies of

4. connecting v_f to all shadow-vertices created by traversing f , and all shadow copies of a vertex v to the original v .

Observe that the embedding graph is a connected plane graph. We label the vertices of the embedding graph to distinguish original vertices, edge-vertices, face-vertices, crossing-vertices and shadow-vertices, and use at most $2k$ special labels to identify vertices in V_{inc} . An illustration of the embedding graph is provided in Part (b) of Figure 1. Next, we show that it suffices to restrict our attention to the parts of H^* which are “close” to vertices in V_{inc} . For a drawing \mathcal{G} of a graph G and a subgraph G' of G , let the *restriction* of \mathcal{G} to G' be the drawing obtained by removing $\mathcal{G}(v)$ for each $v \in V(G) \setminus V(G')$ and $\mathcal{G}(e)$ for each $e \in E(G) \setminus E(G')$.

► **Lemma 7.** *Let $I = (G, H, \mathcal{H})$ be an instance of 1-PLANAR DRAWING EXTENSION. Let Z be the set of all vertices in H^* of distance at least $4k + 7$ from each vertex in V_{inc} . Let G' , H' , and \mathcal{H}' be obtained by deleting all vertices in Z from G , H , and \mathcal{H} respectively. Then:*

1. *If I is a YES-instance, then each connected component of G' contains at most one connected component of H'^3 ;*
2. *I is a YES-instance if and only if for each connected component A of H' the restriction of \mathcal{H}' to $H'[A]$ can be extended to a drawing of the connected component of G' containing A . Moreover, given such a 1-planar extension for every connected component of G' , we can output a solution for I in linear time.*

We split the proof of Lemma 7 into proofs for the two individual points.

Proof of Point 1. For the sake of contradiction let J be a connected component of G' that contains two distinct connected components H'_1 and H'_2 of H' . Since J is a connected component, there must be a path P from a vertex $v_1 \in H'_1$ to a vertex $v_2 \in H'_2$ in $J - (H'_1 \cup H'_2)$, and moreover P must have length at most k . By definition, both v_1 and v_2 are in V_{inc} . To complete the proof, it suffices to show that in any solution \mathcal{G} , v_1 and v_2 have distance at most $4k + 4$ in H^* .

Moreover, in any solution \mathcal{G} , two consecutive vertices of P are either drawn in the same face of \mathcal{H}^\times or in two adjacent faces of \mathcal{H}^\times . Observe that the distance in H^* between two face-vertices for the faces that share an edge is 4, and that the distance from an original vertex v to a face-vertex of a face incident to v is 2. Therefore, if (G, H, \mathcal{H}) is a YES-instance, then the distance between v_1 and v_2 in H^* must be at most $4k + 4$. ◀

Proof of Point 2. The forward direction is obvious. For the backward direction, let G_1, \dots, G_r be the connected components of G' and for $i \in [r]$ let H_i and \mathcal{H}_i be the restriction of H' and \mathcal{H}' , respectively, to G_i . Moreover, let \mathcal{H}_i^\times be the planarization derived from \mathcal{H}_i and note that H_i is connected for all $i \in [r]$ by Point 1. Now let us fix an arbitrary $i \in [r]$ such that H_i is not empty and let \mathcal{G}_i be a 1-planar extension of \mathcal{H}_i to G_i .

Observe that each face of \mathcal{H}^\times is completely contained in precisely one face of \mathcal{H}_i^\times . Moreover, if a face f of \mathcal{H}_i^\times contains at least two faces f_1 and f_2 of \mathcal{H}^\times , then both v_{f_1} and v_{f_2} are at distance at least $4k + 4$ of any vertex in $V_{\text{inc}} \cap V(H_i)$ in H^* . Indeed, if this were not the case, then w.l.o.g. the vertices on the boundary of v_{f_1} would have distance at most $4k + 6$ from some $w \in V_{\text{inc}} \cap V(H_i)$ in H^* , which would mean that f_1 is also a face in \mathcal{H}_i^\times . By the same distance-counting argument introduced at the end of the Proof of Point 1, This

vertices instead of using the original vertices is that when traversing the inner boundary of a face, a vertex may be seen multiple times, and such shadow-vertices allow us to pinpoint from which part of the face we are visiting the given vertex.

³ This can be seen not to hold in general if we allow H to be disconnected.

implies that no edge in a path P of G from a vertex $v \in H_i$ whose internal vertices all lie in V_{add} can be drawn in any face of \mathcal{H}^\times contained in f .

To complete the proof, let G_1, \dots, G_p , $p \leq r$ be the connected components of G' that contain a vertex in H and G_{p+1}, \dots, G_r the remaining connected components of G' . We obtain a solution \mathcal{G} to the instance I by simply taking the union of \mathcal{H} and \mathcal{G}_i for $i \in [p]$ and then for $i \in \{p+1, \dots, r\}$ shifting \mathcal{G}_i so that \mathcal{G}_i do not intersect any other part of the drawing. \blacktriangleleft

Since $|V_{\text{inc}}| \leq 2k$, Lemma 7 allows us to restrict our attention to a subgraph of diameter at most $(4k+7) \cdot 2 \cdot 2k = 16k^2 + 28k$. This will be especially useful in view of the following known fact, that allows us to assume that the treewidth of our instances is bounded.

► **Proposition 8** ([41]). *A planar graph G with radius at most r has treewidth at most $3r+1$.*

► **Lemma 9.** *1-PLANAR DRAWING EXTENSION is FPT parameterized by $k + \text{tw}(H^*)$ if and only if it is FPT parameterized by k , where H^* is the embedding graph of \mathcal{H} .*

Proof. The backward direction is trivial. For the forward direction, assume that there exists an algorithm \mathcal{B} which solves 1-PLANAR DRAWING EXTENSION in time $f(k + \text{tw}(H^*)) \cdot |V(G)|^c$ for some constant c and computable function f . Now, consider the following algorithm \mathcal{A} for 1-PLANAR DRAWING EXTENSION: \mathcal{A} takes an instance $(G_0, H_0, \mathcal{H}_0)$ and constructs $(G_1, H_1, \mathcal{H}_1)$ by applying Lemma 7. Recall that by Point 1 of Lemma 7, $(G_0, H_0, \mathcal{H}_0)$ is either NO-instance, in which case \mathcal{A} correctly outputs “NO”, or each connected component of G_1 contains at most one connected component of H_1 .

Now let us consider a connected component \mathcal{C} of G_1 and the embedding graph $H_1^*[\mathcal{C}]$ of $\mathcal{H}_1[\mathcal{C}]$ and let v_f be a face-vertex in $H_1^*[\mathcal{C}]$. If v_f is at distance at least $4k+9$ from every vertex in $V_{\text{inc}} \cap \mathcal{C}$ in $H_1^*[\mathcal{C}]$, then every vertex on the boundary of f is at distance at least $4k+7$ from every vertex $w \in V_{\text{inc}} \cap \mathcal{C}$ in $H_1^*[\mathcal{C}]$. Let v be an arbitrary vertex incident to f in $\mathcal{H}_1[\mathcal{C}]$. Since each face of \mathcal{H}_0^\times is completely contained in precisely one face of $\mathcal{H}_1^\times[\mathcal{C}]$, it follows that v is at distance at least $4k+7$ from each vertex $w \in V_{\text{inc}} \cap \mathcal{C}$ in H^* . Because $v \in V(H_1[\mathcal{C}])$, this contradicts the fact that every vertex in $V(H_1)$ is at distance at most $4k+6$ from a vertex $w \in V_{\text{inc}}$ in H^* . Hence, every face-vertex in $H_1^*[\mathcal{C}]$ is at distance at most $4k+8$ from a vertex in $V_{\text{inc}} \cap \mathcal{C}$. Moreover, every vertex in $H_1^*[\mathcal{C}]$ is at distance at most 2 from some face-vertex and there are at most $2k$ vertices in $V_{\text{inc}} \cap \mathcal{C}$. Therefore, the radius, and by Proposition 8 the treewidth, of $H_1^*[\mathcal{C}]$ is bounded by $\mathcal{O}(k^2)$.

Now, for each connected component \mathcal{C} of G_1 , we solve the instance $(G_1[\mathcal{C}], H_1[\mathcal{C}], \mathcal{H}_1[\mathcal{C}])$ using algorithm \mathcal{B} . If \mathcal{B} determines that at least one such (sub)-instance is a NO-instance, then \mathcal{A} correctly outputs “NO”. Otherwise, \mathcal{A} outputs a solution for $(G_0, H_0, \mathcal{H}_0)$ that it computes by invoking the algorithm given by Point 2 of Lemma 7. To conclude, we observe that \mathcal{A} is a fixed-parameter algorithm parameterized by k and its correctness follows from Lemma 7. \blacktriangleleft

We now have all the ingredients we need to establish our tractability result.

► **Theorem 1.** *1-PLANAR DRAWING EXTENSION is FPT when parameterized by k .*

Proof. We prove the theorem by showing that 1-PLANAR DRAWING EXTENSION is fixed-parameter tractable parameterized by $k + \text{tw}(H^*)$, which suffices thanks to Lemma 9.

To this end, consider the following algorithm \mathcal{A} . Initially, \mathcal{A} loops over all of the at most $\#\text{pat}(k)$ many patterns, tests whether each pattern is valid or not using Lemma 6, and stores all valid patterns in a set \mathcal{P} . Next, it branches over all valid patterns in \mathcal{P} , and for each

such pattern $P = (S = \{s_1, \dots, s_\ell\}, Q, C)$ it constructs an MSO formula $\Phi_P(\mathcal{F})$, where \mathcal{F} is a set of at most $7k$ free variables specified later, the purpose of which is to find a suitable “embedding” for P in \mathcal{H} by finding an interpretation in the embedding graph H^* .

In the following we will formally define the MSO formula $\Phi_P(\mathcal{F})$. Recall that the vertices of H^* have the following labels: a label v for every vertex $v \in V_{\text{inc}}$ and then the labels O , E , F , S which represent original, edge-, face-, crossing-, and shadow-vertices, respectively. For vertices x, y , let $\text{adj}(x, y)$ be a formula stating that x and y are adjacent vertices, and $\text{conn}(x, y, X)$ a formula stating that there is a directed path⁴ from x to y with all inner vertices in X .

The set of free variables \mathcal{F} of $\Phi_P(\mathcal{F})$ consists of:

- x_1, \dots, x_ℓ , where x_i corresponds to a single element s_i in S ;
- $y_1, \dots, y_{k'}$, where y_i corresponds to an edge $e_i \in E_{\text{add}}$ that crosses an edge in H —formally, $(e_i, \text{crossing}) \in C(s_j)$ for some $j \in [\ell]$ (Note that this e_i could either cross from one face of \mathcal{H}^\times to another, but also could cross an edge of H that is incident to a single face in \mathcal{H}^\times);
- for each $i \in [\ell]$, we have $z_1^i, \dots, z_{|C(s_i)|}^i$ —where z_j^i correspond to j -th element of $C(s_i)$ (after fixing some arbitrary first element in the cyclic ordering).

Note that $\ell \leq 2k$, $k' \leq k$, and the total number of variables of the form z_j^i is upper-bounded by $4k$ since each edge $e \in E_{\text{add}}$ can occur in at most 4 tuples across all cyclic orders in a valid pattern (in particular, e may start in some $v_1 \in V_{\text{inc}}$, cross to a second face, and then end in some $v_2 \in V_{\text{inc}}$). The formula $\Phi_P(\mathcal{F})$ is then the conjunction of the following subformulas:

1. $\text{checkFaces}(\mathcal{F})$, which ensures that x_i 's are assigned to distinct face-vertices and is the conjunction of:
 - $P_F x_i$, for all $i \in [\ell]$ and
 - $x_i \neq x_j$ for all $1 \leq i < j \leq \ell$;
2. $\text{checkEdges}(\mathcal{F})$, which ensures that y_i 's are assigned to distinct edge-vertices and is the conjunction of:
 - $P_E y_i$, for all $i \in [k']$ and
 - $y_i \neq y_j$ for all $1 \leq i < j \leq k'$;
3. $\text{checkShadow}(\mathcal{F})$, which ensures that z_j^i 's are assigned to shadow-vertices that are adjacent to x_i :
 - for all $i \in [\ell]$ and $j \in [|C(s_i)|]$ we have $P_S z_j^i \wedge \text{adj}(x_i, z_j^i)$
4. $\text{checkCrossings}(\mathcal{F})$, which ensures that the edge-vertex y_p , corresponding to an edge $e_p \in E_{\text{add}}$ crossing an edge in H incident to faces s_1, s_2 , is adjacent to $z_{j_1}^{i_1}$ and $z_{j_2}^{i_2}$ corresponding to the two pairs $(e_p, \text{crossing})$ in $C(s_1)$ and $C(s_2)$, respectively:
 - for all $p \in [k']$ and the corresponding $z_{j_1}^{i_1}$ and $z_{j_2}^{i_2}$, $\text{checkCrossings}(\mathcal{F})$ contains $\text{adj}(z_{j_1}^{i_1}, y_p) \wedge \text{adj}(y_p, z_{j_2}^{i_2})$.
5. $\text{check}V_{\text{inc}}(\mathcal{F})$, which ensures that if incidence between an edge $e \in E_{\text{add}}$ and a vertex $v \in V_{\text{inc}}$ is realized in the face s_i (i.e., $(e, v) \in C(s_i)$), then the z_j^i corresponding to (e, v) in $C(s_i)$ is adjacent to v .
 - For all $i \in [\ell]$ and all $(e, v) \in E_{\text{add}} \times V_{\text{inc}}$ such that (e, v) corresponds to z_j^i , $\text{check}V_{\text{inc}}(\mathcal{F})$ contains $\exists u (P_v u \wedge \text{adj}(x_i, z_j^i) \wedge \text{adj}(z_j^i, u))$.

⁴ Recall that edges between shadow vertices are directed.

6. $\text{checkCyclicOrder}(\mathcal{F})$, which ensures that z_j^i 's occur in the cyclic order around the face-vertex x_i given by $C(s_i)$:
- for all $i \in [\ell]$ and $j \in [|C(s_i)|]$ $\text{checkCyclicOrder}(\mathcal{F})$ contains

$$\exists X \left((\forall x (Xx \rightarrow (\text{adj}(x_i, x) \wedge (x \neq z_1^i) \wedge \dots \wedge (x \neq z_{|C(s_i)|}^i))) \wedge \text{conn}(z_j^i, z_{j+1}^i, X)) \right),$$
 where $z_{|C(s_i)|+1}^i = z_1^i$.

Clearly, the length of the formula $\Phi_P(\mathcal{F})$ is bounded by a function of k . Hence, we can use Fact 1 to, in time $f(k, \text{tw}(H^*)) \cdot |H^*|$ for some computable function f , either decide that $H^* \not\models \Phi_P(\mathcal{F})$ or find an assignment $\phi : \mathcal{F} \rightarrow V(H^*)$ such that $H^* \models \Phi_P(\phi(\mathcal{F}))$.

Given the assignment ϕ , we construct an extension \mathcal{G} of \mathcal{H} as follows. Let G_P and \mathcal{G}_P be a pattern graph and its 1-planar drawing of G_P , respectively, satisfying the properties of Definition 5. We can construct G_P and \mathcal{G}_P in time bounded by a function of k by Lemma 6. By Definition 5, $\mathcal{G}_P - V_{\text{add}} - E_{\text{add}}$ is a planar drawing where S is a set of non-outer faces of $\mathcal{G}_P - V_{\text{add}} - E_{\text{add}}$. The subformula $\text{checkFaces}(\mathcal{F})$ ensures that ϕ maps x_1, \dots, x_ℓ in a way which captures a bijection between faces of $\mathcal{G}_P - V_{\text{add}} - E_{\text{add}}$ and face-vertices of H^* (which represent faces of \mathcal{H}). Furthermore, given a face f_i , $i \in [\ell]$, of $\mathcal{G}_P - V_{\text{add}} - E_{\text{add}}$ which corresponds in this way to s_i and x_i , when traversing the inside of the boundary of f_i in a clockwise fashion the pairs $(e, t) \in E_{\text{add}} \times (V_{\text{inc}} \cup \{\text{crossing}\})$ are seen precisely in the same order as in $C(s_i)$. This, thanks to subformula $\text{checkCyclicOrder}(\mathcal{F})$, is in turn the same cyclic order as the order of vertices $z_1^i, \dots, z_{|C(s_i)|}^i$ in the neighborhood of x_i in H^* .

We will now glue the interior of f_i inside the face of H represented by x_i such that we glue the elements of $C(s_i)$ precisely on the corresponding vertices in $\{z_1^i, \dots, z_{|C(s_i)|}^i\}$, with one small exception: if t consecutive elements of $C(s_i)$ are mapped to the same shadow vertex u adjacent to x_i , we create t copies of u (by subdividing edges between u and a neighboring shadow vertex) and perform the gluing to these copies in a way which preserves the cyclic ordering. To extend the edges to the vertices in V_{inc} and to connect the edges in two different faces, we concatenate them with the z_j^i-v and $z_{j'}^i-z_{j''}^i$ paths guaranteed by $\text{checkV}_{\text{inc}}(\mathcal{F})$ and $\text{checkCrossings}(\mathcal{F})$, respectively.

Since all added edges are drawn in \mathcal{G}_P , it follows that all added edges will be drawn once this procedure ends. Furthermore, inside the faces of \mathcal{H} , the added edges cross precisely in the same way as they crossed in \mathcal{G}_P and if an added edge crosses between two faces of \mathcal{H} , then first it also crosses an edge of $\mathcal{G}_P - V_{\text{add}} - E_{\text{add}}$, second it crosses a edge of \mathcal{H} that is not crossed yet, and third at most one added edge crosses this edge. The second and third point of the previous sentence are guaranteed by subformula $\text{checkEdges}(\mathcal{F})$. Therefore, each edge crosses at most one other edge and what we get is indeed a 1-planar drawing of G that extends \mathcal{H} .

On the other hand, given a solution \mathcal{G} to (G, H, \mathcal{H}) , it is straightforward to verify that if ϕ assigns x_i 's to the face-vertices for faces that intersect at least a part of an added edge in \mathcal{G} , y_i 's to the edge-vertices for the edges of \mathcal{H} that are crossed by an added edge, and z_j^i 's to the shadow-vertices corresponding to the intersections of added edges with the boundary of the face corresponding to x_i , then $H^* \models \Phi_P(\phi(\mathcal{F}))$ for the derived pattern P for \mathcal{G} . ◀

4.2 A More Efficient Algorithm for Extending by Edges Only

In this subsection we obtain a more explicit and efficient algorithm than in Theorem 1 for the case where $V(G) = V(H)$. The idea underlying the algorithm is to iteratively identify sufficiently many 1-planar drawings of each added edge into \mathcal{H} that can either all be extended to a 1-planar drawing of G , or none of them can, which allows us to branch over a small number of possible drawings for that edge.

Let $X = \bigcup_{uv \in E_{\text{add}}} \{u, v\}$ be the set of all endpoints of edges in E_{add} , and let us fix an order of the added edges by enumerating $E_{\text{add}} = \{e_1, \dots, e_k\}$. Now, consider a 1-planar drawing \mathcal{H}_i of $H_i := H + \{e_1, \dots, e_{i-1}\}$ and assume that we want to add e_i as a curve $\gamma(e_i)$. For a cell f in $\mathcal{H}_i + \gamma(e_i)$ and vertices x_1, x_2 on the boundary of f , we denote by $b_{\gamma(e_i)}(f, x_1, x_2) \subseteq E(H_{i+1})$ the edges on the x_1 - x_2 -path along the boundary of f which traverses this boundary in counterclockwise direction. We explicitly note that $b_{\gamma(e_i)}(f, x_1, x_2)$ does not contain any half-edges. In this way $b_{\gamma(e_i)}(f, x_1, x_2)$ is the set of edges of H_{i+1} on the x_1 - x_2 -path along the boundary of f that are not crossed in $\mathcal{H}_i + \gamma(e_i)$, and hence may still be crossed by drawings of e_{i+1}, \dots, e_k in a 1-planar extension of $\mathcal{H}_i + \gamma(e_i)$ to G .

Let $\gamma_1(e_i)$ and $\gamma_2(e_i)$ be two possible curves for e_i to be drawn into \mathcal{H}_i . Then we call $\gamma_1(e_i)$ and $\gamma_2(e_i)$ $\{e_{i+1}, \dots, e_k\}$ -partition equivalent if there is a bijection π from the cells of $\mathcal{H}_i + \gamma_1(e_i)$ to the cells of $\mathcal{H}_i + \gamma_2(e_i)$ such that

- the vertices in X on the boundaries of the cells are invariant under π , i.e., for each cell f whose boundary intersects X precisely in X' it must hold that $\pi(f)$ intersects X precisely in X' as well; and
- for each pair of cells f, f' of $\mathcal{H}_i + \gamma_1(e_i)$ and ordered pairs of (not necessarily pairwise distinct) vertices $(x_1, x_2), (x'_1, x'_2) \in X^2$ that
 - are on the boundary of f and f' , respectively, and
 - the counterclockwise x_1 - x_2 -path and the counterclockwise x'_1 - x'_2 -path along the boundaries of f and f' , respectively, does not contain any inner vertices in X ,
 the following must hold:

$$\left\{ \begin{array}{l} \text{if } |b_{\gamma_1(e_i)}(f, x_1, x_2) \cap b_{\gamma_1(e_i)}(f', x'_1, x'_2)| \leq k, \text{ then} \\ \quad |b_{\gamma_1(e_i)}(f, x_1, x_2) \cap b_{\gamma_1(e_i)}(f', x'_1, x'_2)| = |b_{\gamma_2(e_i)}(\pi(f), x_1, x_2) \cap b_{\gamma_2(e_i)}(\pi(f'), x'_1, x'_2)| \\ \text{otherwise} \\ \quad \text{also } |b_{\gamma_2(e_i)}(\pi(f), x_1, x_2) \cap b_{\gamma_2(e_i)}(\pi(f'), x'_1, x'_2)| > k. \end{array} \right.$$

Roughly speaking, the first condition guarantees that when extending \mathcal{H}_i by $\{e_{i+1}, \dots, e_k\}$ -partition equivalent drawings of e_i , the topological separation of all vertices that might be important when drawing e_{i+1}, \dots, e_k is the same. The second condition ensures that when extending \mathcal{H}_i by $\{e_{i+1}, \dots, e_k\}$ -partition equivalent drawings of e_i , the number of edges whose drawings might be crossed by drawings of $\{e_{i+1}, \dots, e_k\}$ is the same, or so large that they cannot all be crossed by drawings of $\{e_{i+1}, \dots, e_k\}$. This is more formally captured and used in the proof of the following lemma.

► **Lemma 10.** *For any $1 \leq i \leq k$, if two drawings $\gamma_1(e_i), \gamma_2(e_i)$ of e_i into a drawing \mathcal{H}_i of H_i are $\{e_{i+1}, \dots, e_k\}$ -partition-equivalent, they either both can be extended to a 1-planar drawing of G , or none of them can.*

Proof. We show that we can obtain a 1-planar drawing extension of $\mathcal{H}_i + \gamma_2(e_i)$ to $G = H_i + \{e_{i+1}, \dots, e_k\}$ from a 1-planar drawing extension of $\mathcal{H}_i + \gamma_1(e_i)$ to G . Then the claim immediately follows by a symmetric argument when $\gamma_1(e_i)$ and $\gamma_2(e_i)$ are interchanged.

Let π be a bijection between the cells of $\mathcal{H}_i + \gamma_1(e_i)$ and the cells of $\mathcal{H}_i + \gamma_2(e_i)$ that witnesses $\{e_{i+1}, \dots, e_k\}$ -partition equivalence of $\gamma_1(e_i)$ and $\gamma_2(e_i)$. Assume we are given a 1-planar drawing extension \mathcal{G}_1 of $\mathcal{H}_i + \gamma_1(e_i)$ to G . From this, we will define a 1-planar drawing extension \mathcal{G}_2 of $\mathcal{H}_i + \gamma_2(e_i)$ to G . For $e \in E(H_i)$ set $\mathcal{G}_2(e) = \mathcal{H}_i(e)$ and set $\mathcal{G}_2(e_i) = \gamma_2(e_i)$. In this way, \mathcal{G}_2 is an extension of \mathcal{H}_i .

Note that for any cell f of $\mathcal{H}_i + \gamma_1(e_i)$ the order in which the vertices of X occur on the boundary of f is the same (up to possibly reversal) in which they occur on the boundary of

$\pi(f)$ (exactly the same such vertices occur because of $\{e_{i+1}, \dots, e_k\}$ -partition equivalence). This is due to the fact that $\mathcal{H}_i + \gamma_1(e_i)$ and $\mathcal{H}_i + \gamma_2(e_i)$ are obtained from the same drawing \mathcal{H}_i and drawing edges into \mathcal{H}_i merely subdivides cells and cannot permute the order on their boundaries.

Now we can define $\mathcal{G}_2(e_j)$ for $j \in \{i+1, \dots, k\}$ as follows: For $J \subseteq \{i+1, \dots, k\}$ such that $\mathcal{G}_1(e_j)$ intersects two cells f and g of $\mathcal{H}_i + \gamma_1(e_i)$ for every $j \in J$, it holds that each $\mathcal{G}_1(e_j)$ crosses the drawing $(\mathcal{H}_i + \gamma_1(e_i))(c_j)$ of an edge $c_j \in E(H_i) \cup \{e_i\}$. In particular, c_j lies on the shared boundary of f and g . Both f and g contain a vertex in X in their boundary, as each of them contain at least one endpoint of e_j . Hence there are $x_1, x_2 \in X$ that are consecutive on the boundary of f neglecting everything but X , and $y_1, y_2 \in X$ that are consecutive on the boundary of g neglecting everything but X such that $c_j \in b_{\gamma_1(e_i)}(f, x_1, x_2) \cap b_{\gamma_1(e_i)}(g, y_1, y_2)$. By partition-equivalence the boundaries of $\pi(f)$ and $\pi(g)$ each contain an endpoint of each e_j , and because $|J| \leq k$, we find distinct $c'_j \in b_{\gamma_2(e_i)}(\pi(f), x_1, x_2) \cap b_{\gamma_2(e_i)}(\pi(g), y_1, y_2)$ (or possibly $c'_j \in b_{\gamma_2(e_i)}(\pi(f), x_2, x_1) \cap b_{\gamma_2(e_i)}(\pi(g), y_2, y_1)$) for each $j \in J$. Without loss of generality the c_j are indexed in the order in which they occur on the counterclockwise x_1 - x_2 -path along the boundary of f . We re-index the c'_j to conform to the same order (up to reversal), also taking x_1 and x_2 into account, on $\pi(f)$. ◀

The next lemma shows that the number of non-equivalent drawings is bounded by a function of k , which in turn allows us to apply exhaustive branching to prove the theorem.

► **Lemma 11.** *For any $1 \leq i \leq k$, the number of ways to draw e_i into a drawing \mathcal{H}_i of H_i that are pairwise not $\{e_{i+1}, \dots, e_k\}$ -partition-equivalent is at most $4(2k+1) \cdot 2(k+1) \in \mathcal{O}(k^2)$.*

Proof. An equivalence class in question is, by definition, determined by a partition of the vertices of X on the boundaries, that a drawing of e in this equivalence class induces, and the number of uncrossed edges on the shared boundary of pairs of faces that are involved in this new partition.

As the endpoints of e and their drawings are determined, two of three possible points at which a drawing of e partitions boundaries of faces of \mathcal{H}_i are fixed. The possible third point lies between two of at most $2k$ consecutive vertices in X . This gives us $2k+1$ options for a possible third point (including the option not to have a third point). From this point we can reach each endpoint by a curve in counterclockwise or clockwise direction.

Similarly, once one fixes the induced partitions, the impact a drawing $\gamma(e)$ of e into \mathcal{H}_i on the possible sizes of the face of the boundary between two vertices in X is quite restricted as it only impacts the values for adjacent cells of $\mathcal{H}_i + \gamma(e)$ that are bounded by parts of $\gamma(e)$ and the previously consecutive $x_1, x_2 \in X$ that are partitioned by $\gamma(e)$. These are at most two pairs, where the value for one pair implies the value for the other. Thus it suffices to distinguish which pair has the smaller value and what this value is among $\{1, \dots, k, > k\}$, which results in $2(k+1)$ many possibilities. ◀

► **Theorem 2.** 1-PLANAR DRAWING EXTENSION parameterized by k can be solved in time $\mathcal{O}(k^{2k} \cdot n^{\mathcal{O}(1)})$ if $V(G) = V(H)$.

Proof. We can pre-compute the intersection of the boundary of each cell of \mathcal{H} with X and for each pair of cells f, f' of \mathcal{H} and ordered pairs of vertices $x_1, x_2 \in X$ and x'_1, x'_2 that are consecutive on the boundaries of f and f' respectively if one neglects everything but X , the cardinality of the set of edges that are on the clockwise x_1 - x_2 -path along the boundary of f and at the same time on the clockwise x'_1 - x'_2 -path along the boundary of f' in polynomial time.

As described in the proof of Lemma 11, at any stage, for $1 \leq i \leq k$, we can branch on $\{e_{i+1}, \dots, e_k\}$ -partition-equivalent drawings $\gamma(e)$ of e using the pre-computed information. This information can be modified within each branch according to the choice of $\gamma(e)$ in constant time because, as described in the proof of Lemma 11 the impact of $\gamma(e)$ involves only few values whose modifications can correctly be computed from the updated pre-computed information up to this stage and the chosen values determining $\gamma(e)$. Correctness of this branching follows from Lemma 10. \blacktriangleleft

5 Using Vertex+Edge Deletion Distance for IC-Planar Drawing Extension

In this section, we show that IC-PLANAR DRAWING EXTENSION parameterized by κ is fixed-parameter tractable. We note that an immediate consequence of this is the fixed-parameter tractability of IC-PLANAR DRAWING EXTENSION parameterized by k .

On a high level, our strategy is similar to the one used to prove Theorem 1, in the sense that we also use a (more complicated) variant of the patterns along with Courcelle's Theorem. However, obtaining the result requires us to extend the previous proof technique to accommodate the fact that the number of edges incident to V_{add} , and hence the size of a pattern, is no longer bounded by κ . This is achieved by identifying so-called *difficult vertices* and *regions* that split up the neighborhood of each face-vertex in the embedding graph into a small number of sections (a situation which can then be handled by a formula in Monadic Second Order logic). Less significant complications are that we need a stronger version of Lemma 7 to ensure that the diameter of the resulting graph is bounded, and need to be more careful when using MSO logic in the proof of the main theorem.

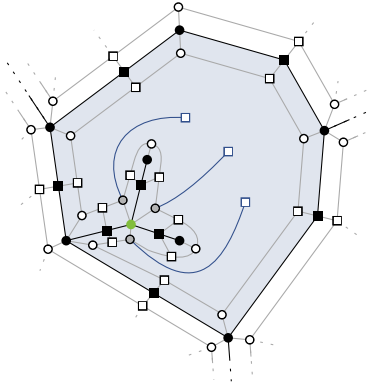
Let f be a face of \mathcal{H}^\times and let \mathcal{G} be a solution (i.e., an IC-planar drawing of G) for the instance (G, H, \mathcal{H}) . Let H^* be the embedding graph of \mathcal{H} , and without loss of generality let us assume (via topological shifting) that each edge between a vertex a' on the boundary of f and a vertex $b \in V_{\text{add}}$ placed by \mathcal{G} in f is routed "through" one shadow copy of a' ⁵. Let V_{add}^f be the subset of V_{add} drawn by \mathcal{G} in the face f .

Observe that, since shadow vertices are not part of the original instance and instead merely mark possible "parts" of the face that can be used to access a given vertex, it may happen that a solution routes several edges through one shadow vertex. We say that a shadow vertex $v \in N_{H^*}(v_f)$ (where $N_{H^*}(v_f)$ denotes the neighborhood of v_f in H^*) is *difficult* w.r.t. f if \mathcal{G} routes at least two edges through v . Note that it may happen that a vertex $v' \in V_{\text{inc}}$ with more than one neighbor in V_{add} has several shadow copies, none of which are difficult (see Figure 2).

► **Lemma 12.** *There are at most $3\kappa^2$ difficult vertices w.r.t. a face f of \mathcal{H}^\times .*

Proof. We show that any two of the ℓ added vertices drawn into f in \mathcal{G} are both connected to at most 3 vertices in $N_{H^*}(v_f)$. Then the claim follows. Assume for contradiction that $v_1, v_2 \in V_{\text{add}}$ are drawn into f in \mathcal{G} and $w_1, w_2, w_3, w_4 \in N_{H^*}(v_f)$ are shadow vertices that each route two edges, one of which is incident to v_1 and one of which is incident to v_2 . Since H is connected, the boundary of f is connected, and by construction of H^* , w_1, w_2, w_3, w_4 all lie on a cycle in H^* that does not involve any of $\{v_{f'} \mid f' \text{ face in } \mathcal{H}^\times\}$. Hence the following graph H' is a minor of $H^* - \{v_{f'} \mid f' \text{ face in } \mathcal{H}^\times\} + V_{\text{add}} + E_{\text{add}}$: $H' =$

⁵ The reason one distinguishes which shadow copy of a' the edge is routed through is because this unambiguously identifies which part of the face the edge uses to access a' .



■ **Figure 2** An example of H^* where a vertex $v' \in V_{\text{inc}}$ has several non-difficult shadow copies. Blue vertices are in V_{add} . The green vertex has no difficult shadow copy w.r.t. the blue face in \mathcal{H}^\times .

$(\{v_1, v_2, w_1, \dots, w_4, v_f\}, \{v_i w_j \mid i \in \{1, 2, f\}, j \in \{1, \dots, 4\} \cup \{w_i w_{(i \bmod 4)+1} \mid i \in \{1, \dots, 4\}\})$. H' does not admit a 1-planar drawing in which both v_1 and v_2 lie on the same side of the drawing of the w_1 - w_2 - w_3 - w_4 -cycle and v_1 and v_2 are each incident to at most one edge whose drawing is crossed. However the existence of \mathcal{G} implies that exactly such a drawing of H' exists. ◀

A region R of a vertex $x \in V_{\text{add}}^f$ (or, equivalently, of a face f) is a maximal path (r_1, \dots, r_p) in $N_{H^*}(v_f)$ with the following properties:

- \mathcal{G} does not route through any shadow copy of an edge in R ;
- for each vertex r in R , a non-crossing curve can be drawn in \mathcal{G} inside f between r and x ;
- none of the vertices in R are adjacent to $V_{\text{add}}^f \setminus \{x\}$;
- r_1 and r_p are adjacent to x .

► **Lemma 13.** *There are at most 3κ regions of a face f .*

Proof. Consider a path P in $H^*[N_{H^*}(v_f)]$ that traverses all ℓ regions of a vertex $v \in V_{\text{add}}^f$. It contains at least $\ell - 1$ pairwise disjoint subpaths $P_1, \dots, P_{\ell-1}$ of paths connecting regions of v that are consecutive in P .

For every P_i ($i \in \{1, \dots, \ell\}$), by the property that regions are inclusion maximal paths of vertices with certain properties, we find some vertex x in P_i that has to violate one of these properties. This can happen in three ways: (1) x is a shadow copy of an edge and \mathcal{G} routes through x , (2) (1) is not the case and the drawing of some edge $e \in E_{\text{add}}$ separates x from v in \mathcal{H} , or (3) (1) and (2) are not the case and x is adjacent to another vertex $w \in V_{\text{add}}^f \setminus \{v\}$.

In case (1) there is an edge $e \in E_{\text{add}}$ such that the drawing of e crosses the boundary of f in \mathcal{H} and routes through x .

In case (2) the edge in question has both endpoints on P , thus $e \in E_{\text{add}}^H$ or the drawing of e crosses either the boundary of f in \mathcal{H} or a drawing of another added edge.

There are at most $|E_{\text{add}}^H|$ edges in E_{add}^H and at most $|V_{\text{add}}|$ edges in $E_{\text{add}} \setminus E_{\text{add}}^H$ that can cross another edge in an IC-planar drawing. Moreover, in both cases (1) and (2), the endpoints of e cannot occur in any P_j with $j \in \{1, \dots, \ell\} \setminus \{i\}$.

In case (3) either x is contained in a region of w or the drawing of xw in \mathcal{H} crosses an edge and is the only drawing of an edge incident to w that does so. If x is in a region of w , w is separated from $N_{H^*}(v_f) \setminus P_i$ by the edges from v to the outermost vertices of the regions

that P_i connects and hence can have no region outside of P_i . There are at most $|V_{\text{add}}|$ many such w .

Thus we find at most $|E_{\text{add}}^H| + |V_{\text{add}}| + 2|V_{\text{add}}|$ such x on P in total and thus $\ell \leq |E_{\text{add}}^H| + |V_{\text{add}}| + 2|V_{\text{add}}| \leq 3\kappa$. This concludes the proof. \blacktriangleleft

The underlying intuition one should keep about regions and difficult vertices is that a solution \mathcal{G} partitions the shadow vertices into those which (a) have no edges routed through them, (b) have precisely one edge routed through them (in which case they must be part of the respective region), and (c) have at least two edges routed through them (in which case they form a difficult vertex). Next, we extend the notion of a *pattern* from Definition 3. One technical distinction is that instead of using cyclically ordered multisets for $C(s)$, we use *cyclic orders with equivalences* where two elements of the multiset can be assigned to the same position in the cyclic order (i.e., they can be equivalent).

► **Definition 14.** An extended pattern is a tuple (S, Q_1, Q_2, C) where

1. S is a set of at most $2k$ elements;
2. Q_1 is a mapping from V_{add} to S ;
3. Q_2 is a mapping from $V_{\text{add}} \cup E_{\text{add}}^H$ to totally ordered subsets of $S \cup \{\times\}$ of cardinality 1, 2 or 3 such that, for each vertex $v \in V_{\text{add}}$, the first element of $Q_2(v)$ is $Q_1(v)$;
4. Let $Q_1^{-1}(s)$ be the set of vertices in V_{add} mapped by Q_1 to $s \in S$, let $M = 2^{Q_1^{-1}(s)}$, and let $Q_2^{-1}(s)$ be the set of vertices in V_{add} and edges in E_{add}^H mapped by Q_2 to s . Then C is a mapping from S that maps each $s \in S$ to a multiset that is cyclically ordered with equivalences, containing:
 - at most 3κ elements of $Q_1^{-1}(s)$,
 - at most $3\kappa^2$ elements of M ,
 - for each $x \in V_{\text{add}} \cap Q_2^{-1}(s)$, at most 3 pair of the form (x, q) where $q \in \{\text{crossing, vertex}\}$,
 - for each $ab \in E_{\text{add}}^H \cap Q_2^{-1}(s)$, at most 4 pairs of the form (ab, q) where $q \in \{\text{crossing, } a, b\}$.

Unlike the patterns used to prove Theorem 1, extended patterns do not track the exact placement of vertices in V_{inc} (since $|V_{\text{inc}}|$ is not bounded by κ). To make up for this, the cyclic orders stored in C detail the order in which individual regions, difficult vertices together with crossings and endpoints of edges in E_{add}^H and the single “special” edge per vertex in V_{add} that is allowed to cross, are supposed to appear inside a face. The element \times is used by Q_2 to capture whether an edge (either denoted explicitly by e , or representing the special “potentially crossing edge” of $v \in V_{\text{add}}$) is crossing.

Notice that this information was not required for solving 1-PLANAR DRAWING EXTENSION, but for IC-planarity we need to ensure (via the MSO formula employed in the proof of Theorem 3) that each vertex is incident to at most 1 crossing edge.

Equivalences in the cyclic order are used when a single vertex is simultaneously a difficult vertex inside a face but also an endpoint of one or several crossing edges; we note that the use of equivalences in the cyclic order could be avoided for simple patterns since parameterizing by k allowed us to explicitly refer to individual added edges and their endpoints. As in Subsection 4.1, we proceed by defining a notion of validity and pattern graphs for our extended patterns, and these may also provide further intuition for what information is carried by an extended pattern.

► **Definition 15.** For a solution \mathcal{G} , we define a derived pattern $P = (S, Q_1, Q_2, C)$ as follows:

- S is the set of faces of \mathcal{H}^\times which have a non-empty intersection if $\mathcal{G}(e)$ for some $e \in E_{\text{add}}$.
- For $v \in V_{\text{add}}$ we set $Q_1(v)$ to the face f of \mathcal{H}^\times for which $\mathcal{G}(v)$ lies inside f .

- For $e \in E_{add}^H$ we set $Q_2(e)$ to the set of at most two faces which have a non-empty intersection with $\mathcal{G}(e)$.
- For $v \in V_{add}$, if v is incident to an edge e with a crossing, then we set $Q_2(v)$ to the set of at most two faces which have a non-empty intersection with $\mathcal{G}(e)$, else we set $Q_2(v)$ to the face f of \mathcal{H}^\times for which $\mathcal{G}(v)$ lies inside f .
- For a face $s \in S$ we consider all the difficult vertices w.r.t. f , all the regions for vertices $v \in Q_1^{-1}(s)$, and all the edges $e = uv \in E_{add}$ that either cross or have both endpoints in V_{inc} with a non-empty intersection between $\mathcal{G}(e)$ and s . For such edge e , there is an edge $e' \in E(H)$ on the boundary of s such that $\mathcal{G}(e)$ crosses $\mathcal{G}(e')$, or $u \in V_{inc}$ and u is on the boundary of s , or both. We set $C(s)$ as the ordered multiset of these difficult vertices, regions, and crossing points or vertices when traversing s in clockwise fashion. Equivalent elements in the cyclic order are created when edges are routed through the same shadow vertex.

► **Definition 16.** An extended pattern P is valid if there exists a pattern graph G_P with an IC-planar drawing \mathcal{G}_P satisfying the following properties:

- $V_{add} \subseteq V(G_P)$.
- $\mathcal{G}_P - E_{add}$ is a planar drawing.
- S is a subset of non-outer faces of $\mathcal{G}_P - E_{add}$.
- Each $v \in V_{add}$ is contained in the face $Q_1(v)$ of $\mathcal{G}_P - V_{add} - E_{add}$.
- Each $e \in E_{add}^H$ is contained in the face(s) $Q_2(e)$ of $\mathcal{G}_P - E_{add}$.
- For each edge vw with $v, w \in V_{add}$, vw is contained in the face(s) $Q_2(v)$ of $\mathcal{G}_P - V_{add} - E_{add}$.
- When traversing the inner side of the boundary of each face s of $\mathcal{G}_P - E_{add}$ in the clockwise fashion, the order in which difficult vertices, regions, and edges $e \in E_{add}$ that either cross s or are in E_{add}^H together with the information whether e crosses here or ends is precisely $C(s)$.

Observe that for each solution, the derived pattern is valid by definition. We also note that the total number of extended patterns can be bounded in κ in an analogous way as we bounded the number of patterns in Subsection 4.1—notably, the number of extended patterns is at most $\#\text{pat}(\kappa) \in 2^{O(k^2 \log k)}$.

► **Lemma 17.** Given extended pattern $P = (S, Q_1, Q_2, C)$ and an instance (G, H, \mathcal{H}) , in time $O((\kappa^2!)^{\kappa^2} * \kappa^{2^{2\kappa^2+1}})$ we can either construct a pattern graph G_P together with the drawing \mathcal{G}_P satisfying all the properties of Definition 16 or decide that P is not valid.

Proof. The proof works very similar to the one of Lemma 6. In fact the main difference lies in the categories of vertices on the cycles $\mathcal{C}(s)$ we construct for each $s \in S$ from $C(s)$. Previously these contained vertices v_i^s representing either a vertex $v \in V_{inc}$ or a crossing. Since $|V_{inc}|$ is not bounded by κ , we now have to differentiate between vertices v_i^s representing either a difficult vertex, a region, a vertex incident to an edge in E_{add}^H , or a crossing.

More formally, we introduce a vertex v_i^s for each element $c_i \in C(s)$ for every $s \in S$ and connect the v_i^s to a cycle in the order implied by $C(s)$. For each such v_i^s we remember the c_i it represents. Every vertex $u \in V_{add}$ we represent by a vertex u_s . One u_s we connect to all vertices v_i^s for which either u_s is in the set of vertices c_i represented by v_i^s , or, if v_i^s represents a tuple (z, q) , we connect u_s to v_i^s whenever $z = u$ or u is incident to the edge z . Finally we identify all vertices $v_i^s, v_j^{s'}$ which represent tuples (z_i, q_i) and (z_j, q_j) with $q_i = q_j = \text{crossing}$ and $z_i = z_j$. Guessing the crossings between edges incident to v_i^s can be done as in proof of Lemma 6. Using Lemma 12 and 13 the resulting graph G'_P has bounded number of vertices in the parameter, i.e., $|V(G'_P)| = O(\kappa^2)$. Hence we can test all possible

drawings and return such a planar drawing \mathcal{G}_P with G_P , after checking the conditions of Definition 16 and introducing the crossings as in Lemma 6.

The reverse direction can be proven as above. \blacktriangleleft

► Lemma 18. *Let $I = (G, H, \mathcal{H})$ be an instance of IC-PLANAR DRAWING EXTENSION. Let Z be the set of all vertices in H^* of distance at least $4\kappa + 7$ from each vertex in V_{inc} . Let G' , H' , and \mathcal{H}' be obtained by deleting all vertices in Z from G , H , and \mathcal{H} . Then:*

1. *If I is a YES-instance, then each connected component of G' contains at most one connected component of H' ;*
2. *I is a YES-instance if and only if for each connected component A of H' the restriction of \mathcal{H}' to $H'[A]$ can be extended to a drawing of the connected component of G' containing A . Moreover, given such IC-planar extension for every connected component of G' , there is an algorithm that outputs a solution for I in linear time.*
3. *either for each connected component A of H' the embedding graph of $\mathcal{H}'[A]$ has diameter at most $\mathcal{O}(\kappa^2)$, or I is a NO-instance.*

The proof of the lemma follows the same general strategy as our proof of Lemma 7, with Point 3. borrowing some ideas from the proof of Lemma 9. We split the proof of Lemma 7 into proofs for the two individual points.

Proof of Point 1. For the sake of contradiction let J be a connected component of G' that contains two distinct connected components H'_1 and H'_2 of H' . Since J is a connected component, there must be a path P from a vertex $v_1 \in H'_1$ to a vertex $v_2 \in H'_2$ in $J - (H'_1 \cup H'_2)$, and moreover P must have length at most $|V_{\text{add}}| + 1$. By definition, both v_1 and v_2 are in V_{inc} . To complete the proof, it suffices to show that in any solution \mathcal{G} , v_1 and v_2 have distance at most $8\kappa + 8$ in H^* and hence all the vertices and faces on the shortest v_1 - v_2 in H^* are at distance at most $4\kappa + 4$ from a vertex in V_{inc} and remain unchanged in \mathcal{H}' .

Moreover, in any solution \mathcal{G} , two consecutive vertices of P are either drawn in the same face of \mathcal{H}^\times or in two adjacent faces of \mathcal{H}^\times . Observe that the distance in H^* between two face-vertices for the faces that share an edge is 4, and that the distance from an original vertex v to a face-vertex of a face incident to v is 2. Therefore, if (G, H, \mathcal{H}) is a YES-instance, then the distance between v_1 and v_2 in H^* must be at most $4|V_{\text{add}}| + 8 \leq 4\kappa + 8$. \blacktriangleleft

Proof of Point 2. The forward direction is obvious. For the backward direction, let G_1, \dots, G_r be the connected components of G' and for $i \in [r]$ let H_i and \mathcal{H}_i be the restriction of H' and \mathcal{H}' , respectively, to G_i . Moreover, let \mathcal{H}_i^\times be the planarization derived from \mathcal{H}_i and note that H_i is connected for all $i \in [r]$ by Point 1. Now let us fix an arbitrary $i \in [r]$ such that H_i is not empty and let \mathcal{G}_i be a 1-planar extension of \mathcal{H}_i to G_i .

Observe that each face of \mathcal{H}^\times is completely contained in precisely one face of \mathcal{H}_i^\times . Moreover, if a face f of \mathcal{H}_i^\times contains at least two faces f_1 and f_2 of \mathcal{H}^\times , then both v_{f_1} and v_{f_2} are at distance at least $4\kappa + 4$ of any vertex in $V_{\text{inc}} \cap V(H_i)$ in H^* . Indeed, if this were not the case, then w.l.o.g. the vertices on the boundary of v_{f_1} would have distance at most $4\kappa + 6$ from some $w \in V_{\text{inc}} \cap V(H_i)$ in H^* , which would mean that f_1 is also a face in \mathcal{H}_i^\times . By the same distance-counting argument introduced at the end of the Proof of Point 1, This implies that no edge in a path P of G from a vertex $v \in H_i$ whose internal vertices all lie in V_{add} can be drawn in any face of \mathcal{H}^\times contained in f .

To complete the proof, let G_1, \dots, G_p , $p \leq r$ be the connected components of G' that contain a vertex in H and G_{p+1}, \dots, G_r the remaining connected components of G' . We obtain a solution \mathcal{G} to the instance I by simply taking the union of \mathcal{H} and \mathcal{G}_i for $i \in [p]$ and then for $i \in \{p+1, \dots, r\}$ shifting \mathcal{G}_i so that \mathcal{G}_i do not intersect any other part of the

drawing. Note that vertices in V_{inc} in different connected components are far apart and hence this union cannot introduce a vertex incident to two crossing edges. ◀

Proof of Point 3. Now let us consider a connected component A of H' , let H_A^* be the embedding graph of $\mathcal{H}'[A]$, \mathcal{H}_A^\times the planarization of $\mathcal{H}'[A]$, and let v_f be a face-vertex in H_A^* . If v_f is at distance at least $4\kappa + 9$ from every vertex in $V_{\text{inc}} \cap A$ in H_A^* , then every vertex on the boundary of f is at distance at least $4\kappa + 7$ from every vertex $w \in V_{\text{inc}} \cap A$ in H_A^* . Let v be an arbitrary vertex incident to f in $\mathcal{H}'[A]$. Since each face of \mathcal{H}^\times is completely contained in precisely one face of \mathcal{H}_A^\times , it follows that v is at distance at least $4\kappa + 7$ from each vertex $w \in V_{\text{inc}} \cap A$ in H^* . Because $v \in V(H'[A])$, this contradicts the fact that every vertex in $V(H')$ is at distance at most $4\kappa + 6$ from a vertex $w \in V_{\text{inc}}$ in H^* . Hence, every face-vertex in H_A^* is at distance at most $4\kappa + 8$ from a vertex in $V_{\text{inc}} \cap \mathcal{C}$. To finish the proof it suffice to show that if $(G'[A], H'[A], \mathcal{H}'[A])$ is YES-instance, then there exists a set C of at most 2κ face-vertices in H_A^* such that every vertex in $V_{\text{inc}} \cap A$ is at distance at most 6 from a face-vertex in C . Now let us consider a solution $\mathcal{G}'[A]$ to $(G'[A], H'[A], \mathcal{H}'[A])$ and let C be the set of face-vertices of faces that either contain a vertex in V_{add} or intersect an edge in E_{add}^H . Clearly, the size of C is at most 2κ . Now each vertex in V_{inc} is either incident to an edge in E_{add}^H , in which case it is incident to some face that E_{add}^H intersects, or it is adjacent to a vertex in V_{add} . In the second case it is either incident to the face containing its neighbor in V_{add} or it is incident with a face that have a common edge with the face containing its neighbor in V_{add} . It follows that every vertex in H_A^* is at distance at most $4\kappa + 15$ from a vertex in C and the diameter of H_A^* is at most $4\kappa \cdot (4\kappa + 15) = \mathcal{O}(\kappa^2)$. ◀

► **Lemma 19.** IC-PLANAR DRAWING EXTENSION is FPT parameterized by $\kappa + \text{tw}(H^*)$ if and only if it is FPT parameterized by κ .

Proof. The backward direction is trivial. For the forward direction, assume that there exists an algorithm \mathcal{B} which solves IC-PLANAR DRAWING EXTENSION in time $f(\kappa + \text{tw}(H^*)) \cdot |V(G)|^c$ for some constant c and computable function f . Now, consider the following algorithm \mathcal{A} for IC-PLANAR DRAWING EXTENSION: \mathcal{A} takes an instance $(G_0, H_0, \mathcal{H}_0)$ and constructs $(G_1, H_1, \mathcal{H}_1)$ by applying Lemma 18. Recall that by Point 1 of Lemma 18, $(G_0, H_0, \mathcal{H}_0)$ is either NO-instance, in which case \mathcal{A} correctly outputs “NO”, or each connected component of G_1 contains at most one connected component of H_1 .

Let us consider a connected component \mathcal{C} of G_1 and the embedding graph $H_1^*[\mathcal{C}]$ of $\mathcal{H}_1[\mathcal{C}]$. By Point 3 of Lemma 18, either the diameter, and in turn the radius and by Proposition 8 the treewidth, is bounded by $\mathcal{O}(\kappa^2)$ or \mathcal{A} can correctly output “NO”. Now, for each connected component \mathcal{C} of G_1 , we solve the instance $(G_1[\mathcal{C}], H_1[\mathcal{C}], \mathcal{H}_1[\mathcal{C}])$ using algorithm \mathcal{B} . If \mathcal{B} determines that at least one such (sub)-instance is a NO-instance, then \mathcal{A} correctly outputs “NO”. Otherwise, \mathcal{A} outputs a solution for $(G_0, H_0, \mathcal{H}_0)$ that it computes by invoking the algorithm given by Point 2 of Lemma 18. To conclude, we observe that \mathcal{A} is a fixed-parameter algorithm parameterized by k and its correctness follows from Lemma 18. ◀

► **Theorem 3.** IC-PLANAR DRAWING EXTENSION is FPT parameterized by κ .

Proof. We prove the theorem by showing that IC-PLANAR DRAWING EXTENSION is fixed-parameter tractable parameterized by $\kappa + \text{tw}(H^*)$, which suffices thanks to Lemma 19.

To this end, consider the following algorithm \mathcal{A} . Initially, \mathcal{A} loops over all of the at most $\#\text{pat}(\kappa)$ many patterns, tests whether each pattern is valid or not using Lemma 17, and stores all valid patterns in a set \mathcal{P} . Next, it branches over all valid patterns in \mathcal{P} , and for each such pattern $P = (S = \{s_1, \dots, s_\ell\}, Q_1, Q_2, C)$ it constructs an MSO formula $\Phi_P(\mathcal{F})$,

where \mathcal{F} is a set of at most $6\kappa^2 + 7\kappa$ free variables specified later, the purpose of which is to find a suitable “embedding” for P in \mathcal{H} by finding an interpretation in the embedding graph H^* .

In the following we will formally define the MSO formula $\Phi_P(\mathcal{F})$. Recall that the vertices of H^* have the following labels: a label v for every vertex $v \in V_{\text{inc}}$ and then the labels O, E, F, C, S which represent original, edge-, face-, crossing-, and shadow-vertices, respectively. However, since V_{inc} could be large, a label v for every vertex $v \in V_{\text{inc}}$ is not feasible to use Fact 1. Therefore, instead we will have label w for each vertex $w \in V_{\text{add}}$ specifying that vertex v is adjacent to w in G . However, we keep the labels v for vertices v incident to edges in E_{add}^H . Note that vertex v can have several different labels at the same time. For vertices x, y , let $\text{adj}(x, y)$ be a formula stating that x and y are adjacent vertices, and $\text{conn}(x, y, X)$ a formula stating that there is a directed path⁶ from x to y with all inner vertices in X .

The set of free variables \mathcal{F} of $\Phi_P(\mathcal{F})$ consists of:

- x_1, \dots, x_ℓ , where x_i corresponds to a single element s_i in S ;
- $y_1, \dots, y_{k'}$, where y_i corresponds to either to an edge in H that is crossed by either an edge $e_i \in E_{\text{add}}^H$ or the unique crossing edge e_i from a vertex $v_i \in V_{\text{add}}$ —formally, either $(e_i, \text{crossing}) \in C(s_j)$ or $(v_i, \text{crossing}) \in C(s_j)$ for some $j \in [\ell]$ (Note that this e_i could either cross from one face of \mathcal{H}^\times to another, but also could cross an edge of H that is incident to a single face in \mathcal{H}^\times);
- for each $i \in [\ell]$, we have $Z_1^i, \dots, Z_{q_i}^i$ —where $q_i \leq |C(s_i)|$ and Z_j^i correspond to j -th consecutive set of equal elements of $C(s_i)$ (after fixing some arbitrary first element in the cyclic ordering). Note that Z_j^i are set variables and formula needs to distinguish whether Z_j^i is a region, or some set containing difficult vertices, or an endpoints of an edge, or it is a crossing vertex. Since only equivalent elements of $C(s_i)$ are allowed to map to the same vertex, We will require that Z_j^i 's are all disjoint.

Note that $\ell \leq 2\kappa$, $k' \leq \kappa$, and the total number of variables of the form Z_j^i is upper-bounded by $6\kappa^2 + 4\kappa$.

The formula $\Phi_P(\mathcal{F})$ is then the conjunction of the following subformulas:

1. $\text{checkFaces}(\mathcal{F})$, which ensures that x_i 's are assigned to distinct face-vertices and is the conjunction of:
 - $P_F x_i$, for all $i \in [\ell]$ and
 - $x_i \neq x_j$ for all $1 \leq i < j \leq \ell$;
2. $\text{checkEdges}(\mathcal{F})$, which ensures that y_i 's are assigned to distinct edge-vertices and is the conjunction of:
 - $P_E y_i$, for all $i \in [k']$ and
 - $y_i \neq y_j$ for all $1 \leq i < j \leq k'$;
3. $\text{checkShadow}(\mathcal{F})$, which ensures that Z_j^i 's are assigned to sets of disjoint shadow-vertices that are all adjacent to x_i :
 - for all $i \in [\ell]$ and $j \in [|C(s_i)|]$ we have:
 - $\forall z (Z_j^i z \rightarrow (P_S z \wedge \text{adj}(x_i, z)))$, and
 - $\forall z (\neg Z_j^i z \vee \neg Z_{j'}^{i'} z)$ for all $i, i' \in [n]$ and $j \in [q_i], j' \in [q_{i'}]$ such that $(i, j) \neq (i', j')$;
4. $\text{checkRegion}(\mathcal{F})$, which ensures that if Z_j^i corresponds to a region then its set of variables is consecutive and that every region is disjoint from any other $Z_{j'}^{i'}$:

⁶ Recall that edges between shadow vertices are directed.

- for all $i \in [\ell]$ and $j \in [q_i]$ such that Z_j^i correspond to a region we have:
 $\forall z_1, z_2 ((Z_j^{i_1} z_1 \wedge Z_j^{i_2} z_2) \rightarrow (\text{conn}(z_1, z_2, Z_j^i) \vee \text{conn}(z_2, z_1, Z_j^i)))$;
- 5. checkNoRegion(\mathcal{F}), which ensures that if Z_j^i does not correspond to a region then it contains precisely one variable:
 - for all $i \in [\ell]$ and $j \in [q_i]$ such that Z_j^i does not correspond to a region we have:
 $\exists z (Z_j^i z \wedge (\forall x (Zx \rightarrow (x = z))))$
- 6. checkCrossings(\mathcal{F}), which ensures that the edge-vertex y_p , corresponding to an edge $e_p \in E_{\text{add}}^H$ or the unique edge incident with a vertex $v_p \in V_{\text{add}}$ crossing an edge in H incident to faces s_1, s_2 , is adjacent to a vertex in $Z_{j_1}^{i_1}$ and $Z_{j_2}^{i_2}$ corresponding to the two pairs $(e_p, \text{crossing})$ (or $(v_p, \text{crossing})$) in $C(s_1)$ and $C(s_2)$, respectively:
 - for all $p \in [k']$ and the corresponding $Z_{j_1}^{i_1}$ and $Z_{j_2}^{i_2}$, checkCrossings(\mathcal{F}) contains:
 $\exists z_1, z_2 (Z_{j_1}^{i_1} z_1 \wedge Z_{j_2}^{i_2} z_2 \wedge \text{adj}(z_1, y_p) \wedge \text{adj}(y_p, z_2))$.
- 7. checkV_{inc}¹(\mathcal{F}), which ensures that if incidence between an edge $e \in E_{\text{add}}^H$ and a vertex $v \in V_{\text{inc}}$ is realized in the face s_i (i.e., $(e, v) \in C(s_i)$), then the unique variable $z \in Z_j^i$ corresponding to (e, v) in $C(s_i)$ is adjacent to v .
 - For all $i \in [\ell]$ and all $(e, v) \in E_{\text{add}}^H \times V_{\text{inc}}$ such that (e, v) corresponds to Z_j^i , checkV_{inc}¹(\mathcal{F}) contains:
 $\exists z, u (Z_j^i z \wedge P_v u \wedge \text{adj}(x_i, z) \wedge \text{adj}(u, v))$.
- 8. checkV_{inc}²(\mathcal{F}), which ensures that if for $v \in V_{\text{add}}$ the set variable Z_j^i corresponds to (v, vertex) in $C(s_i)$, then the unique variable $z \in Z_j^i$ in $C(s_i)$ is adjacent to a neighbor of v .
 - For all $i \in [\ell]$ and all $(v, \text{vertex}) \in V_{\text{add}} \times \{\text{vertex}\}$ such that (v, vertex) corresponds to Z_j^i , checkV_{inc}¹(\mathcal{F}) contains:
 $\exists z, u (Z_j^i z \wedge P_v u \wedge \text{adj}(x_i, z) \wedge \text{adj}(z, u))$.
- 9. checkIncidences(\mathcal{F}), which ensures that for a vertex v all the neighbors of v in G are adjacent to some vertex in Z_j^i 's corresponding to regions, difficult vertices, or elements (v, vertex) . That is for every neighbor x of v we can draw an edge from v to x same way as in the pattern.
 - Let $v \in V_{\text{add}}$ and let Z_1^v, \dots, Z_r^v be all the Z_j^i 's that represent either a region of vertex v , difficult vertex w.r.t. some face s_i with v being in the corresponding set in $C(s_i)$ or an element (v, vertex) , then we have: $\forall x (P_v x \rightarrow ((\exists y (Z_1^v y \wedge \text{adj}(x, y))) \vee \dots \vee (\exists y (Z_r^v y \wedge \text{adj}(x, y)))))$
- 10. checkCyclicOrder(\mathcal{F}), which ensures that Z_j^i 's occur in the cyclic order around the face-vertex x_i given by $C(s_i)$:
 - for all $i \in [\ell]$ and $j \in [|C(s_i)|]$ checkCyclicOrder(\mathcal{F}) contains:
 $\exists X, z_1, z_2 (Z_j^i z_1 \wedge Z_{j+1}^i z_2 \wedge (\forall x (Xx \rightarrow (\text{adj}(x_i, x) \wedge \neg Z_1^i x \wedge \dots \wedge \neg Z_{|C(s_i)|}^i x)) \wedge \text{conn}(z_1, z_2, X)))$, where $Z_{|C(s_i)|+1}^i = Z_1^i$.
- 11. checkIC(\mathcal{F}) that verifies that every original vertex is incident to at most one crossing edge. That is for an original vertex we need to go through all incident edges in \mathcal{H} and edges to vertices in V_{add} and check if they are crossing. The edge in \mathcal{H} is crossing either already in \mathcal{H} , if it is one of edges y_1 . The edge $e \in E_{\text{add}}^H$ is crossing if $\times \in Q_2(e)$, similarly the edge from $v \in V_{\text{add}}$ is crossing if $\times \in Q_2(e)$, (v, vertex) is some $C(s_i)$ and Z_j^i corresponding to (v, vertex) is interpreted as a shadow copy of the given original vertex.
 - Let Z_1, \dots, Z_r be Z_j^i 's corresponding to the entries (ab, a) , (ab, b) , and (v, vertex) for edges $ab \in E_{\text{add}}^H$ and vertices $v \in V_{\text{add}}$ with $\times \in Q_2(ab)$ and $\times \in Q_2(v)$, respectively. Then we have the formula:
 $\forall x, y, z ((P_{Ox} \wedge (y \neq z) \wedge \text{adj}(x, y) \wedge \text{adj}(x, z)) \rightarrow (\neg((y = y_1) \vee \dots \vee (y = y_k)) \vee P_C y \vee Z_1 y \vee \dots \vee Z_r y)) \vee \neg((z = y_1) \vee \dots \vee (z = y_k)) \vee P_C z \vee Z_1 z \vee \dots \vee Z_r z$.

Clearly, the length of the formula $\Phi_P(\mathcal{F})$ is bounded by a function of κ . Hence, we can use Fact 1 to, in time $f(\kappa, \text{tw}(H^*)) \cdot |H^*|$ for some computable function f , either decide that $H^* \not\models \Phi_P(\mathcal{F})$ or find an assignment $\phi : \mathcal{F} \rightarrow V(H^*)$ such that $H^* \models \Phi_P(\phi(\mathcal{F}))$.

The rest of the proof now follows by repeating the arguments given in the proof of Theorem 1—in particular, we will insert the IC-planar drawing \mathcal{G}_P of the pattern G_P corresponding to Φ_P into the faces identified by the formula. The only substantial difference is that here, the pattern graph does not provide an explicit drawing for the edges between V_{add} and a region on the face containing V_{add} —however, a drawing for these edges is easy to construct thanks to the existence of non-crossing curves connecting the region and the respective vertex in V_{add} . ◀

6 Inserting Two Vertices into a 1-Plane Drawing

In this section we show that 1-PLANAR DRAWING EXTENSION is polynomial-time tractable in the case where we are only adding 2 vertices to the graph along with their incident edges (i.e., when $|V_{\text{add}}| = 2$ and $E_{\text{add}}^H = \emptyset^7$). Already solving this, at first glance simple, case seems to require non-trivial insight into the problem. In the following we call the two vertices in V_{add} the *red* and *blue* vertex, denoted by r and b , respectively.

On a high level, our algorithm employs a “delimit-and-sweep” approach. First, it employs exhaustive branching to place the vertices and identify a so-called “initial delimiter”—a Jordan curve that isolates a part of our instance that we need to focus on. In the second step, it uses such an initial delimiter to solve the instance via a careful dynamic programming subroutine. As our very first step, we exhaustively branch to determine which cells r and b should be drawn in, in $\mathcal{O}(n^2)$ time, and in each branch we add r and b into the selected cell(s) (from now on, we consider these embeddings part of \mathcal{H}).

The Flow Subroutine. Throughout this section, we will employ a generic network-flow subroutine that allows us to immediately solve certain restricted instances of 1-PLANAR DRAWING EXTENSION. In particular, assuming we are in the setting where r and b have already been inserted into \mathcal{H} , consider the situation where:

- There is a partial mapping λ from the faces of \mathcal{H}^\times to $\{R, B\}$; and
- r and b are in different cells of \mathcal{H} .

We say a 1-planar extension of \mathcal{H} to G is λ -consistent if the drawing of any edge in $E(G) \setminus E(H)$ which is incident to r intersects the interior of face F of \mathcal{H}^\times only if $\lambda(F) = R$, and correspondingly the drawing of any edge in $E(G) \setminus E(H)$ which is incident to b intersects the interior of face F of \mathcal{H}^\times only if $\lambda(F) = B$ (i.e., λ specifies precisely which kind of edges may enter which face).

We show that for a given λ we can either find a λ -consistent extension or decide that there is none by constructing an equivalent network flow problem.

► **Lemma 20.** *Given λ as above, it is possible to determine whether there exists a λ -consistent 1-planar extension of \mathcal{H} to G in polynomial time.*

Proof. Consider the max flow instance θ_1 constructed as follows. θ_1 contains a universal sink t and a universal source s . We add one vertex for each vertex in $N_{E(G) \setminus E(H)}(r)$, and a capacity-1 edge from each such “ R -vertex” to t . We add one “ f -vertex” for each face f in \mathcal{H}^\times

⁷ We note that it is trivial to extend the result to the case where the number of added edges is bounded by a fixed constant, via simple exhaustive branching.

that λ maps to R , and a capacity-1 edge from each such vertex to every R -vertex that lies on the boundary of f . We add an (unlimited-capacity) edge from s to every f -vertex whose face contains r (possibly on its boundary). Finally, we add an edge from every f -vertex whose face contains r to each other f' -vertex of capacity equal to the number of crossable edges that lie on the shared boundary of f and f' . The instance θ_2 is constructed in an analogous fashion for B and b .

Now, assume there is a λ -consistent extension \mathcal{G} of \mathcal{H} to G . Each edge from r to an endpoint $v \in R$ is either non-crossing (in which case θ_1 models it as a direct flow from s to v through a face containing r , and then to t), or crosses into another face f_2 (in which case θ_1 models it as a flow from s to f_1 , then to f_2 , then to v , and finally to t). The fact that each such edge in \mathcal{G} must use a separate crossable edge when crossing out of a face containing r ensures that routing the flow in this way will not exceed the edge capacities of θ_1 . The argument for θ_2 is analogous, and hence we obtain that both θ_1 and θ_2 allow s - t -flows of values $|N_{E(G) \setminus E(H)}(r)|$ and $|N_{E(G) \setminus E(H)}(b)|$ respectively.

Conversely, assume that both θ_1 and θ_2 s - t -flows of values $|N_{E(G) \setminus E(H)}(r)|$ and $|N_{E(G) \setminus E(H)}(b)|$ respectively. Consider a witnessing flow for θ_1 (the procedure for θ_2 will be analogous). Clearly, this flow must route 1 capacity through each R -vertex v to achieve its capacity bound. If the flow enters v after going only through a single f -vertex, then add a drawing of the edge from r to v passing only through f . If it instead enters v after passing through f -vertices (say f_1 and f_2), then add a drawing of the edge from r to v beginning in f_1 and crossing into f_2 . Since no edge from b enters a face marked R , there is a way of choosing which boundaries to f_2 to cross in order to ensure that edges from r will not cross each other (the order of crossings matches the order on which the target vertices $v \in R$ appear on the boundary of f_2). Applying the same argument for θ_2 results in a λ -consistent extension \mathcal{G} of \mathcal{H} to H . ◀

► **Corollary 21.** 1-PLANAR DRAWING EXTENSION for $|V_{add}| = 1$ and $E_{add}^H = \emptyset$ can be solved in polynomial time.

Proof. Branch on the cell containing the single added vertex r in $\mathcal{O}(n)$ -time. Then apply Lemma 20 to \mathcal{H} , G and λ where λ maps every face of \mathcal{H}^\times to R . ◀

6.1 Finding an Initial Delimiter

If E_{add} contains the edge rb , we then branch to determine which edge it crosses (if any), and add rb into \mathcal{H} as well.

► **Definition 22.** A Jordan curve ω in the plane is an initial delimiter for \mathcal{H} if:

1. ω passes through both r and b but through no other vertex of \mathcal{H} ,
2. whenever ω shares at most one point with the interior of an edge, this point is a proper crossing between ω and that edge,
3. the intersection between \mathcal{H} and the exterior of ω (including ω itself) contains a single cell c_r whose boundary contains r , and a single cell c_b whose boundary contains b , and
4. the intersection of the boundary of c_r (resp. c_b) and ω is a single simple curve containing r (resp. b) as an interior point.

Intuitively, the third condition means that if we add ω onto \mathcal{H} , then there are unique cells in the exterior of ω for r and b . A solution for our instance, i.e., a drawing \mathcal{G} of G , is ω -compatible if every edge from E_{add} is drawn in the exterior region defined by ω .

Our aim will be to obtain a set Q of initial delimiters for which we know that if the instance (G, H, \mathcal{H}) admits a solution, then Q contains at least one ω such that (G, H, \mathcal{H})

also admits an ω -compatible solution. This will later allow us to exhaustively branch over all delimiters in Q , and in each branch restrict our attention to merely finding an ω -compatible solution.

If r and b were placed in different cells and rb was part of E_{add} (i.e., is part of \mathcal{H} now), then we can construct a single initial delimiter with the desired property. Indeed, due to previous branching we have already added the edge rb into \mathcal{H} , and since this edge is crossing we know that no other edge in E_{add} can cross rb . Hence, we can obtain the Jordan curve ω by starting at r , following the edge rb (without touching it, staying close to the “right”) to b and then following rb back to r on the other side. This way, the interior of ω intersects \mathcal{H} in precisely drawing of the edge rb and a small part of the single edge that rb crosses. Since in every potential solution, no other edge in E_{add} intersects this part of \mathcal{H} , we can restrict our attention only to ω -compatible solutions. Moreover, the single edge that ω splits into two cannot be crossed by any edge in a solution (this observation will be useful later).

The next case we will consider is that r and b are placed in the same cell c . In this case there may be up to two pairs of edges incident to r and b whose drawings cross each other in a solution. Branching in $\mathcal{O}(n^4)$ on the existence and identity of these edges completely determines their drawings, which we from now on assume to be part \mathcal{H} and adapt H correspondingly. After this, in a hypothetical 1-plane extension of \mathcal{H} to G we can identify four edges $e_r, f_r, e_b, f_b \in E(G) \setminus E(H)$ such that

- e_r and f_r are consecutive edges in $E(G) \setminus E(H)$ in the rotation system around r ;
- b lies in or on the boundary of the part c'_b of c which lies between e_r and f_r in clockwise direction;

and analogously

- e_b and f_b are consecutive edges in $E(G) \setminus E(H)$ in the rotation system around b ; and
- r lies in or on the boundary of the part c'_r of c which lies between e_b and f_b in clockwise direction.

In this situation the outer boundary of $c'_r \cap c'_b$ is a valid choice for ω : Drawings of edges in $E(G) \setminus E(H)$ can not leave and reenter c due to 1-planarity. Thus drawings of edges incident to r and b in \mathcal{G} intersect the interior of c if and only if corresponding edges incident to r and b in \mathcal{G}^\times intersect the interior of c . Since e_r and f_r are consecutive, there are no edges in $E(G^\times) \setminus E(H^\times)$ incident to r which are drawn in c'_b by \mathcal{G}^\times . Similarly no edges in $E(G^\times) \setminus E(H^\times)$ incident to b are drawn in c'_r . The choice and drawing of e_r, f_r, e_b and f_b can be branched on in $\mathcal{O}(n^8)$ ways.

Finally, consider the case where r and b were placed in different cells and rb is not an edge in \mathcal{H} . This is the most difficult case for us, and the rest of this subsection is devoted to resolving it. Let $\bar{\mathcal{H}}$ be the graph obtained from the planarization \mathcal{H}^\times of \mathcal{H} by creating a *face-vertex* for each face of \mathcal{H}^\times , an *edge-vertex* for each edge in \mathcal{H}^\times , and making each face-vertex representing a face f adjacent to all edge-vertices that represent edges which lie on the boundary of f .

An F_r - F_b path P in $\bar{\mathcal{H}}$ corresponds to an initial delimiter ω if ω is drawn by starting from r , following P (with edge-vertices specifying where ω should cross, and face-vertices specifying faces ω enters into), reaching b , and from there backtracking along P to r (in a similar way as we followed the rb edge in the case it was part of \mathcal{G}). Clearly, an initial delimiter that corresponds to a given F_r - F_b path P can be constructed in polynomial time.

One observation we will use is that the “exact drawing” of an initial delimiter corresponding from an r - b path does not matter. In particular, if \mathcal{G} is a solution and P is an r - b path with some corresponding initial delimiter ω such that \mathcal{G} is ω -compatible, then for every initial delimiter ω' corresponding to P , we can topologically shift the drawing of the edges in E_{add}

to obtain an ω' -compatible solution.

Now, consider the subcase where a shortest path in $\bar{\mathcal{H}}$ between the face F_r of \mathcal{H} containing r and the face F_b of \mathcal{H} containing b consists of at least 6 edges, i.e., contains at least two faces f_1, f_2 distinct from F_r and F_b . Then, each face of \mathcal{H} shares either a boundary of F_r or F_b , but not both. In this case, we can solve the instance via an application of Lemma 20 to \mathcal{H}, G and λ , where λ maps the faces of \mathcal{H}^\times at distance at most 1 from F_r in $\bar{\mathcal{H}}$ to R , and the faces of \mathcal{H}^\times at distance at most 1 from F_b in $\bar{\mathcal{H}}$ to B .

On the other hand, we reach a situation where we are guaranteed that there exists a path in $\bar{\mathcal{H}}$ with at most 4 edges. In this case, we prove:

► **Lemma 23.** *Assume the instance (G, H, \mathcal{H}) admits a solution \mathcal{G} and $\bar{\mathcal{H}}$ contains an F_r - F_b path of length at most 4. Then there is a solution \mathcal{G}' and a simple curve C from r to b in \mathcal{H} that does not cross any edge in E_{add} and crosses at most 2 edges of \mathcal{H} .*

Proof. Let us enumerate all edges in E_{add} as e_1, \dots, e_ℓ . We will proceed by induction, where our induction hypothesis for i is that there is a simple r - b curve C_i that does not cross any of the e_j where $j \leq i$ and crosses at most 2 edges of \mathcal{H} . Clearly, the hypothesis holds for $i = 0$ (as witnessed by any initial delimiter corresponding to the assumed F_r - F_b path in $\bar{\mathcal{H}}$). Moreover, if the hypothesis holds for $i = \ell$, then the lemma also holds.

So, assume that for $i \leq \ell$, such a simple curve C_i exists. If e_{i+1} does not cross C_i in \mathcal{G} , then we can set $C_{i+1} = C_i$ and proceed. So, assume that e_{i+1} crosses C_i and that, w.l.o.g., e_{i+1} is incident to r . In that case, consider a traversal of C_i from b until the first time C_i touches e_{i+1} ; we will call this point p , and we let C_{i+1} be the same as C_i from b up to p .

We now distinguish two subcases. If p occurs in a face different from F_r , then we let C_{i+1} diverge from C_i at this point and instead follow e_{i+1} towards r . This guarantees that C_{i+1} will only cross precisely one other edge in \mathcal{H} ; however, C_i also had to cross at least one edge in \mathcal{H} from p to r , and hence the number of edges crossed by C_{i+1} is not higher than the number of edges crossed by C_i .

On the other hand, if p occurs in F_r and e_{i+1} contains no crossing on its part from r to p , then C_{i+1} can simply follow e_{i+1} towards r . The perhaps most interesting case is when e_{i+1} does contain a crossing between r and p , in spite of p being in F_r . In this case, we will set $C_{i+1} = C_i$ but topologically shift e_{i+1} without affecting any other part of the solution. In particular, we redraw e_{i+1} to follow along C_i up to p , and from there on let e_{i+1} continue as in the original solution \mathcal{G} . Notice that the new drawing of e_{i+1} will not cross any of the edges e_1, \dots, e_i , and furthermore cannot have more crossings than e_{i+1} had in \mathcal{G} —indeed, there could be at most 1 crossing on C_i between p and r ⁸, and e_{i+1} already had one crossing between r and p in \mathcal{G} . ◀

Finally, observe that the “exact drawing” of an initial delimiter corresponding from an F_r - F_b path does not matter. In particular, if \mathcal{G} is a solution and the P is an F_r - F_b path with some corresponding initial delimiter ω such that \mathcal{G} is ω -compatible, then for every initial delimiter ω' corresponding to P , we can topologically shift the drawing of the edges in E_{add} to obtain an ω' -compatible solution.

With this in hand, we can now construct the set Q for this case as follows: we branch over all F_r - F_b paths P of length at most 4 in $\bar{\mathcal{H}}$, for each such path construct a corresponding initial delimiter ω , and add ω to Q . We note that ω may split at most 2 edges into two parts

⁸ We may, in fact, also inductively assume that no such crossing occurs on C_i in this case, but it is not necessary.

that can be still crossed by an edge in E_{add} . It will be clear in the next section that once we choose $\omega \in Q$, we can also branch on which half of the split edge is crossable. We summarize the result for this section below:

► **Lemma 24.** *For every instance (G, H, \mathcal{H}) where $|V_{\text{add}}| \leq 2$ and $E_{\text{add}}^H = \emptyset$, we can in polynomial time either solve (G, H, \mathcal{H}) or construct a set Q of initial delimiters with the following property (or both): if (G, H, \mathcal{H}) admits a solution, then Q contains at least one ω such that (G, H, \mathcal{H}) also admits an ω -compatible solution.*

6.2 Dynamic Programming

From the previous step we have a 1-planar extension \mathcal{H}' of \mathcal{H} into which we want to insert $E(G) \setminus E(H')$ such that the resulting drawing is 1-planar and drawings of inserted edges do not mutually intersect. Additionally we distinguish a cell c_r and a cell c_b of \mathcal{H}' which we assume to contain the drawings of all edges incident to r and b respectively in planarized hypothetical solution. Moreover we are given an initial delimiter ω which is a Jordan curve containing r and b , which we are guaranteed will not be crossed by a drawing of an edge inserted in any hypothetical solution.

Our dynamic program will consider the planarization \mathcal{H}'^\times of \mathcal{H}' . To distinguish between edges that we no longer or that we still can cross, we mark edges in \mathcal{H}'^\times as *uncrossable* or *crossable* depending on whether they were subdivided in the process of planarization, i.e. they were crossed in \mathcal{H}' , or not.

Formally the problem we aim to solve can be expressed in a self-contained way as:

DELIMITED 2-VERTEX ROUTING

Instance: $\mathcal{I} = (\tilde{G}, r, b, F_r, F_b, R, B, \text{crossable}, \omega)$; where \tilde{G} is a plane graph; $r, b \in V(\tilde{G})$; F_r is a face of \tilde{G} containing r , and F_b is a face of \tilde{G} containing b ; $R, B \subseteq V(\tilde{G}) \setminus \{r, b\}$; $\text{crossable} : E(\tilde{G}) \rightarrow \{\top, \perp\}$ and ω is a Jordan curve in \mathbb{R}^2 with $r, b \in \omega$.

Task: Find a 1-planar extension of \tilde{G} which adds the edges from r to each vertex in R and from b to each vertex in B in which the drawings of these edges do not cross (1) each other, (2) ω , and (3) $\tilde{G}(e)$ for which $\text{crossable}(e) = \perp$; or, correctly determine no such extension exists.

Instantiation. We will consider DELIMITED 2-VERTEX ROUTING for the instance $(\mathcal{H}'^\times, r, b, F_r, F_b, N_{(V(G), E(G) \setminus E(H'))}(r), N_{(V(G), E(G) \setminus E(H'))}(b), \text{crossable}, \omega)$, where F_r and F_b are the faces of \mathcal{H}'^\times corresponding to c_r and c_b respectively, and $\text{crossable}(e) = \top$ if and only if e is crossable.

Note that since $r, b \in \omega$, ω can be partitioned into two simple curves between r and b ; one of which (chosen arbitrarily) we call ω_{start} and the other ω_{end} . Moreover, the boundary of F_R (resp. F_B) intersect both ω_{start} and ω_{end} in a single simple curve with one endpoint r (resp. b).

Let us now traverse the boundary of F_R that is disjoint from ω from ω_{start} to ω_{end} , and mark the vertices we visit on this walk via the increasing sequence $r_1, r_2, \dots, r_{\text{end}}$. (The vertices $b_1, b_2, \dots, b_{\text{end}}$ will be defined analogously, but for b .) Observe that it may happen that a vertex is marked as r_i, r_j and b_q , for three possibly distinct integers i, j, q .

We note that \mathcal{I} already contains some initial information about which edges may in fact enter which face. We say that a face of \mathcal{I} is *red* if it shares at least one crossable edge with F_R but none with F_B , *blue* if it shares at least one crossable edge with F_B but none with F_R , and *purple* if it shares at least one crossable edge with both F_B and F_R . Moreover, we

call edges that lie on the boundary of F_B as well as F_R *green*. One property that we will need later is that, when traversing along the boundary of F_R and F_B from a certain “point” the occurrence of green edges and purple faces is “synchronized”—we formalize this below.

▷ **Observation 25.** Let $r_i, b_{i'}$ be either the same vertex, or be the highest-index vertices on the boundary of some purple face f_1 .

For every vertex $r_j = b_{j'}$ (where $j > i$ and $j' > i'$), it holds that the unique r_i - r_j walk along the boundary of F_R does not contain any vertex on the boundary of a purple face if and only if the unique $b_{i'}$ - $b_{j'}$ walk along the boundary of F_B does not contain any vertex on the boundary of a purple face.

Similarly, if r_j and $b_{j'}$ are the lowest-index vertices on the boundary of some other purple face f_2 (where $j > i$ and $j' > i'$), it holds that the unique r_i - r_j walk along the boundary of F_R does not contain any vertex on the boundary of any other purple face if and only if the unique $b_{i'}$ - $b_{j'}$ walk along the boundary of F_B does not contain any vertex on the boundary of any other purple face.

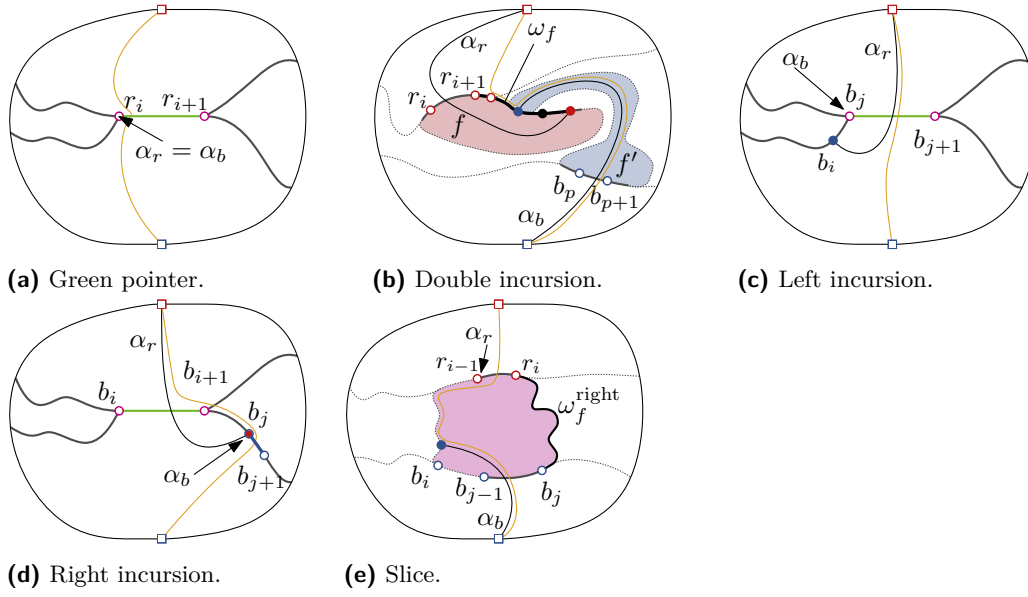
High-level Overview and Records. We can now proceed with a very high-level sketch of the algorithm \mathbb{A} for DELIMITED 2-VERTEX ROUTING. The general idea is to perform a dynamic left-to-right sweep of $\tilde{\mathcal{G}}$ (more precisely, a traversal that proceeds from r_1 and in parallel from b_1 towards ω_{end}). The “steps” we use to move from one position to the next will rely on a situational combination of exhaustive branching and the network-flow subroutine described in Lemma 20.

The intuitive reason we need to combine both of these techniques is that in some parts of our sweep, we will encounter faces where edges from both r and b may enter—there the interactions between these edges are too complicated to be modeled as a simple flow problem, but (as we will show) we can identify separating curves that cut our instance into easier-to-deal parts for which we have a mapping λ that can be applied in conjunction with Lemma 20.

We now formalize the records used by \mathbb{A} : a *record* is a tuple (α_r, α_b, T) , where α_r is either a vertex in G or an edge e between r and $v \in R$ that is added to $\tilde{\mathcal{G}}$ and crosses a crossable edge in $\tilde{\mathcal{G}}$ at most once. α_b is defined symmetrically. Note that we can combinatorially represent e by specifying its crossing point and endpoint, since two drawings of edges with the same crossing point and endpoint have the same topological properties and hence are equivalent for the purposes of this section. T is then an auxiliary element that simplifies the description of the algorithm and will be assigned one out of 5 values (this will be detailed in the next subsection). There are also two special records, START and END. As a consequence, it follows that the total number of records is upper-bounded by $\mathcal{O}(|\mathcal{I}|^4)$.

\mathbb{A} will use two data structures: the set REACH of records of \mathcal{I} that are “reachable”, and the set PROC of all records of \mathcal{I} that have already been exhaustively “processed”. At the beginning, we set PROC = \emptyset and REACH = {START}. If, at any stage, \mathbb{A} reaches the situation where PROC = REACH then we let \mathbb{A} output “NO”. On the other hand, if \mathbb{A} adds END to REACH, then it ascertains that \mathcal{I} is a YES-instance (and outputs a solution that can be computed via standard backtracking along the successful run of the dynamic algorithm).

Record Types and Delimiters. The type of a record (stored in T) intuitively represents which out of 5 “cases” the record encodes. Here, we provide a formal description of each such case. We note that for each case, it will be easy to verify whether it is compatible with a certain choice of α_r and α_b —if this is not the case, we will never consider such a “malformed” combination (α_r, α_b, T) in our branching and for our records.



■ **Figure 3** The five types of records for the dynamic program. The orange curves are the delimiters computed in each case. r and b are the rectangular vertices, colored disks are the sets B and R , while white disks are the vertices r_i and b_i depending on their border-color.

In our description, we will also define a *delimiter* D for each record type—this is a simple curve from r to b that separates the instance into two subinstances and behaves similarly as the two r - b curves that make up ω . Intuitively, in a “correct” branch we will later be able to assume that

1. the delimiter splits a hypothetical solution into edges that are drawn only between ω_{start} and D and edges that are drawn only between D and ω_{end} , and
2. we have an assignment λ that maps all faces between D and the “previous” delimiter D (or ω_{start} , at the very start of the algorithm) to $\{R, B\}$.

We now describe the five types of our records. Note that all descriptions are given from the “perspective” of r , and symmetric cases also exist for b .

1. Green Pointer. $\alpha_r = \alpha_b$ are the same vertex r_i , and that vertex is incident to a green edge $r_i r_{i+1}$.

Delimiter: The delimiter in this case is a simple curve that starts in r , crosses through $r_i r_{i+1}$, and then proceeds to b .

Intuition: This is the simplest type of our records, and is only used in a few boundary cases to signify that “nothing noteworthy happened until here”. When using this record as well as any other record, we will also be following the assumption that no edge of the solution crosses the delimiter.

2. Double Incursion. α_r is an edge which crosses an edge $r_i r_{i+1}$ into some face f (which may, but need not, be F_B); let ω_f be the walk around the boundary of f in the direction $r_i \rightarrow r_{i+1}$ that ends at the endpoint of α_r . α_b is an edge which ends on ω_f and crosses into a face f' (which may, but need not, be F_R) through some edge $b_p b_{p+1}$.

Delimiter: The delimiter in this case is a simple curve that starts in b , crosses through $b_p b_{p+1}$ (intuitively, this occurs “behind” the crossing point of α_b), and then follows α_b (without crossing it) until reaching the endpoint of α_b . At that point, it follows ω_f in reverse order (without crossing it) towards r_i . At some point, the delimiter must reach an edge that is

on the boundary of F_R (since $r_i r_{i+1}$ is such an edge; that being said, the delimiter might already be in F_R when it reaches the endpoint of α_b). When that happens, it diverges from the boundary and heads to r . Notice that even if the delimiter crosses through several purple faces, only at most one of these will remain purple in the area enveloped by the delimiter and ω_{end} .

Intuition: This is the most complicated record, since it covers a number of cases of non-trivial interactions between α_b and α_r . When using it, we will be assuming that our edges have a maximality property which ensures that no edge from b ends between r_{i+1} and the endpoint of α_b , and no edge from r ends between the endpoint of α_r and $b_p b_{p+1}$. The edge α_b will split whatever face it crosses into one part that only be accessible to edge from b , and one part that will only be accessible to edges from r . α_r induces a similar splitting of the face it crosses into.

3. Left Incursion. α_r is an edge e which ends in b_i after crossing across a green edge $b_j b_{j+1}$, where $j > i$. $\alpha_b = b_j$.

Delimiter: The delimiter in this case is a simple curve that starts in r , crosses through $b_j b_{j+1}$ (intuitively, this occurs “behind” the crossing point of e), and then proceeds to b .

Intuition: This record represents the case where only one “half” of a **Double Incursion** is present. e splits F_B into a pseudo-red and a pseudo-blue face, while F_R will remain only accessible to r to the left of the delimiter.

4. Right Incursion. α_r is an edge e which crosses an edge $b_i b_{i+1}$ and ends in b_j (where $j > i$) (and the previous cases do not apply). $\alpha_b = b_j$.

Delimiter: The delimiter in this case is a simple curve that starts in b , crosses through $b_j b_{j+1}$ (intuitively, this occurs “behind” b_j), and then proceeds along the boundary of F_B (without crossing it) towards b_i . Since $b_i b_{i+1}$ is a green edge, it must eventually cross into F_R (it might, in fact, already be there); when that happens, it diverges from the boundary and heads to r . Notice that even if the delimiter crosses through several purple faces, only at most one of these will remain purple in the area enveloped by the delimiter and ω_{end} .

Intuition: This record represents the case where only one “half” of a **Double Incursion** is present, and can be viewed as a degenerate **Double Incursion** where α_b is collapsed into a single vertex.

5. Slice. α_r is either a vertex on the boundary of a purple face f , or an edge which crosses into f . α_b is either a vertex on the boundary of f or an edge which crosses into f . Moreover, if ω_f^{right} is the unique walk from the maximum-index r_i (with a crossable edge to F_R) on the boundary of f to the maximum-index b_j (with a crossable edge to F_B) on the boundary of f that avoids the lowest-index b_i on the boundary of f , then neither α_b nor α_r end on ω_f^{right} .

Delimiter: Let ω_f be the extension of ω_f^{right} to a closed walk around the whole boundary of f , starting from and ending at r_i (note that the boundary of f might include a “previous delimiter”, which we then treat as part of the boundary). The delimiter starts in b . If α_b is a vertex b_p , it crosses through $b_p b_{p+1}$ and then continues along ω_f . If α_b is an edge, let \mathbf{b} be the first time an endpoint or crossing point of α_b is found when walking along ω_f ; the delimiter then crosses just to the right of \mathbf{b} , continues by following α_b into f (without crossing it), and once it returns to the boundary of f it then continues along ω_f . Once the delimiter reaches an endpoint or crossing point of α_r in case α_r is an edge (whichever comes first); or α_r itself otherwise, it proceeds analogously as for α_b to reach r .

Intuition: This record represents, in a unified way, a multitude of situations that may occur inside a purple face. It will be used in a context where α_r and α_b satisfy a certain maximality condition which ensures that, in the part up to the delimiter (i.e., between the previous and

current delimiter), edges from b only enter f “under” α_b , and similarly edges from r only enter f “under” α_r .

Branching Steps. We can now complete the description of \mathbb{A} . The top-level procedure iterated by \mathbb{A} is that it picks some record from $\text{REACH} \setminus \text{PROC}$ (at the beginning this is START , but later it will be some $(\alpha'_r, \alpha'_b, T)$). It then computes a delimiter D' for that record (in the case of START , D' is ω_{start}).

Now, \mathbb{A} exhaustively branches over all possible choices of α_r , α_b , and T , and checks whether the record (α_r, α_b, T) satisfies the conditions for the given type T (i.e., whether it is not malformed). It then adds α_r , α_b into the drawing, computes the delimiter D for (α_r, α_b, T) , and checks that D occurs “to the right” of D' (i.e., that $D' \setminus \{r, b\}$ is completely contained in the area delimited by ω_{start} and D)—otherwise, it discards this choice. It then updates the colors of the faces that lie between D' and D (e.g., a purple face in \mathcal{I} might become a blue face due to no longer having a crossable edge to F_R between D' and D).

Finally, \mathbb{A} checks that there is no “untouched” purple face between D' and D : in particular, it checks that every purple face encountered on the walk along the boundary of the face that now contains r intersects with either D or D' ; if this is not the case, it discards this branch.

If all of the above checks were successful, \mathbb{A} constructs a mapping λ to verify whether the branch represents a valid step of the algorithm—notably, whether the edges that must lie between D' and D may be routed in line with the consistency criteria corresponding to the informal intuitions provided in the description of the 5 cases. This is done as follows (assuming the cases are given w.r.t. r , as in the description of the cases; mirrored cases are treated analogously, but with swapped F_B and F_R):

1. If $T = \mathbf{Green\ Pointer}$, set $\lambda(F_R) = R$ and $\lambda(F_B) = B$;
2. If $T = \mathbf{Double\ Incursion}$, α_r splits the face f it crosses into into two parts. Let $r_i r_{i+1}$ be the edge α_r crossed. Then the unique walk along the boundary of f from r_i to the endpoint of α_r that contains r_{i+1} occurs in one part of f that is separated from the other by α_r ; this part is mapped to R , while the other is mapped to B . α_b splits the face f' it crosses into into two parts, then the part of f' that lies inside the delimiter (and hence lies “below” α_b) is mapped to B .
3. If $T = \mathbf{Left\ Incursion}$, α_r splits F_B into two parts, where the part containing b is mapped to B and the other part to R . F_R is mapped to R .
4. If $T = \mathbf{Right\ Incursion}$, α_r splits F_B into two parts, where the part containing b is mapped to B and the other part to R . F_R is mapped to R . While the boundary may pass through a purple face f , we will leave it unmapped (i.e., no edge can cross through it).
5. If $T = \mathbf{Slice}$, α_r splits the purple face f it crosses into into two parts, and we map the (uniquely defined) part of f that does not contain ω_f^{right} to R . Similarly, we map the part of f delimited by α_b that does not contain ω_f^{right} to B . We leave the rest of f unmapped, and map F_B and F_R to B and R , respectively. In the case that α_r or α_b are vertices, we do not map anything to R or B , respectively.

In addition to the above, we naturally let λ map red faces to R and blue faces to B . At this point, the only purple face that still remains unresolved by λ is the potential purple face crossed by D' , in the case where it is not crossed by D . If such a face f' exists, we perform an additional branching subroutine: we loop over each potential edge β_r from r that cross into f' and ends in $\omega_{f'}^{right}$ (with a special case of setting $\beta_r = \emptyset$, in case no such edge exists), and the same for β_b (from b). We then use these to split f' into three parts, and have λ map these as follows: the unique part delimited by β_r that contains the maximum-index r_i in f'

is mapped to R , the unique part delimited by β_b that contains the maximum-index b_j in f' is mapped to B , and the rest of f' is unmapped.

Finally, with this mapping, we invoke Lemma 20 on the (sub-)instance delimited by D and D' after adding α_r, α_b and potentially also β_r, β_b to $\tilde{\mathcal{G}}$. If the resulting network flow instance is successful, we add (α_r, α_b, T) to REACH. Once all branches have been exhausted for a given record, we add it to PROC.

We also include the special record END among the records we branch over, where the delimiter is simply ω_{end} . If \mathbb{A} adds END to REACH, then \mathbb{A} outputs “YES” (and backtracks to find a suitable drawing by inductively invoking Lemma 20 on the relevant (sub-)instances of \mathcal{I}), and if it ends up in a situation where PROC=REACH then \mathbb{A} rejects \mathcal{I} . The total runtime of \mathbb{A} is upper bounded by $\mathcal{O}(|\mathcal{I}|^{12})$, since the number of records is at most $\mathcal{O}(|\mathcal{I}|^4)$ and the branching subroutines take time at most $\mathcal{O}(|\mathcal{I}|^8)$.

Domination and Correctness. All that remains now is to show that \mathbb{A} is, in fact, correct. To do so, we will need the notion of *undominated edges*, which formalizes the maximality assumption that we informally hinted at in the intuitive description of our record types. Given a solution Φ to \mathcal{I} , an edge e starting in r is *dominated* if the following holds:

- e crosses into F_B , and the face it encloses with the boundary of F_B that does not contain b is contained in the face enclosed by another edge from r and the boundary of F_B not containing b ;
- e crosses into a purple face f , ends on the part of ω_f between the maximum-index r_i and the minimum-index b_j on the boundary of f , and the face it encloses with the boundary of f that does not contain ω_f^{right} is contained in the analogously defined face of another edge with the same properties as e .

An edge is *undominated* if it is not dominated. We extend the notion of domination towards vertices by considering a vertex to be a loop of arbitrarily small size (hence, every edge “enclosing” that vertex dominates it). The role of undominated edges (and vertices) is that they will help us identify which parts of a hypothetical solution Φ to focus on in order to find a relevant step of \mathbb{A} for our correctness proof.

► **Lemma 26.** \mathbb{A} is correct.

Proof. Assume \mathbb{A} outputs “YES”. Then one can follow the sequence of branching and records considered by \mathbb{A} that leads to END being added to REACH. During our branching we make sure to only consider records whose edges do not cross the delimiter of the previous record, and so an iterative application of Lemma 20 on each of our branching steps guarantees that if we follow this sequence we will end up routing all edges from r, b to their required endpoints—i.e., with a solution to \mathcal{I} .

On the other hand, assume \mathcal{I} has a solution Φ . To complete the proof, we will inductively build a sequence of records whose delimiters are not crossed by any edge in Φ . This property is trivially true for the delimiter of our initial record START, but in general we will simply assume we have found an arbitrary delimiter D' that has this property and added it to REACH. It now suffices to show that \mathbb{A} will be able to find (via branching) and add an additional record to its set REACH that pushes the delimiter further towards ω_{end} ; since the total number of records is bounded, this would necessarily imply that \mathbb{A} would terminate by adding END to REACH.

We will now perform an exhaustive case distinction, where for each case we will identify a record that would be detected by branching and where the existence of Φ would guarantee that the network flow instance constructed by Lemma 20 using the corresponding D and λ (constructed as per the description of our branching steps) terminates successfully.

Let us begin by considering the case where D' does not cross through any purple face. Let r_i be the minimum-index vertex to the right of D' which is:

- Case 1** the endpoint of an edge e starting in b that crosses into F_R , or
- Case 2** the endpoint of an edge e starting in r that crosses into F_B , or
- Case 3** incident to a green edge $e = r_{i-1}r_i$ crossed by an edge starting in r , or
- Case 4** incident to a green edge $e = r_{i-1}r_i$ crossed by an edge starting in b , or
- Case 5** a vertex on the boundary of a purple face f , or
- Case 6** no such vertex exists.

In Case 1 and 2, this gives rise to a **Left Incursion**. In both cases, it is easy to verify that Φ is a λ -consistent solution (and hence the branching would detect the corresponding record and add it to REACH, as required).

In Case 3. and 4., this gives rise to a **Right Incursion** or **Double Incursion**, depending on whether there is an edge e' from b (or r , respectively) ending on the walk between the crossing point and the endpoint of e . If no such edge exists, we obtain a **Right Incursion**. Moreover, it is once again easy to verify that \mathcal{I} is λ -consistent: the “inside” of e within F_B crosses into is not reachable from b directly, and also not via the boundary with F_R due to the non-existence of e' . Hence the new delimiter will not be crossed by Φ and Φ will be λ -consistent.

On the other hand, if an edge e' as described above exists, let us fix e' to be the unique undominated edge with this property. Then the “inside” of e' within the face it crosses into is only reachable from b , while the “outside” of e' cannot be reached by b anymore (due to e' being undominated). The argument for e is the same as above, and putting these two together we obtain that Φ is also λ -consistent and D is not crossed.

If Case 5. applies to r_i as well as to the symmetrically constructed b_i , then the pair forms a (degenerate) **Slice** in f . Let e be the unique undominated edge dominating r_i (if none exists, we use r_i instead), and the same for e' and b_i . In this case, the record (e, e', Slice) would pass our branching test. Finally, in case 6. the existence of Φ guarantees that END would pass our branching test, and hence (A) would correctly identify a solution to \mathcal{I} .

Now, consider the case where D' does cross through a purple face f . Let r_i be the minimum-index vertex to the right of D' which is:

- Case A** the endpoint or crossing point of an edge that enters into f , or
- Case B** be incident to the green edge $r_i r_{i+1}$, or
- Case C** a vertex on the boundary of a different purple face f' , or
- Case D** no such vertex exists.

Case C is handled analogously as Case 5 in the previous case distinction, and Cases B and D (which is itself analogous to Case 6. from before) are also simple. The by far most complicated remaining case is Case A, which has several subcases.

First, we consider what happens if both $r_i r_{i+1}$ and $b_i b_{i+1}$ are crossing points of edges e, e' (respectively) which end in ω_f^{right} . Then, let us consider which of Case 2, Case 3, and Case 4 occurs *after* f (i.e., on the walks around R_F and R_B that proceed after leaving the last vertex on the boundary of f): we will use these to define our new record, say (α_r, α_b, T) . For this record, it is just as easy to argue that the delimiter is not crossed by Φ as before. As for λ , the basic mapping associated with (α_r, α_b, T) would leave the face f “open”—that is where the additional branching rule via β_r and β_b comes into play. In the case where $\beta_r = e$ and $\beta_b = e'$, the obtained branch results in a mapping λ such that Φ is λ -consistent.

If the previous subcase of Case A does not occur, we distinguish the special case where an edge e from r crosses into f via $r_i r_{i+1}$ and an edge e' crosses into a face different from f and

ends on the walk from r_{i+1} to the endpoint of e —in this case, the edges e and e' represent a **Double Incursion**. Crucially, since e does not end on ω_f^{right} (as that was handled by the previous subcase), e' must cross into the face F_R . As before, we will assume that e' is undominated. The resulting λ then splits F_R and f in a way that is forced by e (up to D , no red edge can exist in f outside of the area delimited by e) and e' (up to D , no blue edge can exist in F_R outside of the area delimited by e').

Finally, if none of the previous subcases of Case A occur, then we are left with a situation that will boil down to a **Slice**—the last obstacle remaining is to identify the relevant edges. In particular, let e be the endpoint of the edge that crosses near or ends at r_i , and let e' be the analogously defined edge for the minimum-index b_j found on f . If both edges have the same endpoint, then it is easy to see that they must be the same edge, and that will be the (single) edge used to define our **Slice**. If, w.l.o.g., e started in r and e' in b , then we make the following check: does the part of f split by e not containing ω_f^{right} contain the part of f split by e' not containing ω_f^{right} ? If this is not the case in either direction, then the new **Slice** is defined by both edges; otherwise, it is defined by the single edge that delimits the smaller part of f not containing ω_f^{right} . In all of these cases, it is easy to verify that D indeed is not crossed by Φ and that Φ is a λ -consistent solution. ◀

As a direct consequence of Lemma 26 and Lemma 24.

► **Theorem 4.** 1-PLANAR DRAWING EXTENSION is polynomial-time tractable if $\kappa \leq 2$.

7 Concluding Remarks

In this paper, we initiated the study of the problem of extending partial 1-planar and IC-planar drawings by providing several parameterized algorithms that target cases where only a few edges and/or vertices are missing from the graph. Our results follow up on previous seminal work on extending planar drawings, but the techniques introduced and used here are fundamentally different [2]. The by far most prominent question left open in our work concerns the (not only parameterized, but also classical) complexity of 1-PLANAR EXTENSION w.r.t. κ . In particular, can one show that the problem is, at least, polynomial-time tractable for fixed values of κ ? While the results presented in Section 6 are a promising start in this direction, it seems that new ideas are needed to push beyond the two-vertex case.

Another interesting direction for future research would be to improve the running times of the algorithms and establish tight lower bounds tied to the Exponential Time Hypothesis. Follow-up work may also focus on extending partial t -planar drawings for $t \geq 2$ or other types of beyond planar drawings [19].

References

- 1 Michael Albertson. Chromatic number, independence ratio, and crossing number. *ARS MATHEMATICA CONTEMPORANEA*, 1(1):1–6, 2008. URL: <https://amc-journal.eu/index.php/amc/article/view/10>, doi:10.26493/1855-3974.10.2d0.
- 2 Patrizio Angelini, Giuseppe Di Battista, Fabrizio Frati, Vít Jelínek, Jan Kratochvíl, Maurizio Patrignani, and Ignaz Rutter. Testing planarity of partially embedded graphs. *ACM Trans. Algorithms*, 11(4):32:1–32:42, 2015. doi:10.1145/2629341.
- 3 Stefan Arnborg, Jens Lagergren, and Detlef Seese. Easy problems for tree-decomposable graphs. *J. Algorithms*, 12(2):308–340, 1991. URL: [https://doi.org/10.1016/0196-6774\(91\)90006-K](https://doi.org/10.1016/0196-6774(91)90006-K), doi:10.1016/0196-6774(91)90006-K.

- 4 Alan Arroyo, Martin Derka, and Irene Parada. Extending simple drawings. In Daniel Archambault and Csaba D. Tóth, editors, *Graph Drawing and Network Visualization (GD'19)*, volume 11904 of *LNCS*, pages 230–243. Springer, 2019. doi:10.1007/978-3-030-35802-0_18.
- 5 Alan Arroyo, Fabian Klute, Irene Parada, Raimund Seidel, Birgit Vogtenhuber, and Tilo Wiedera. Extending simple drawings with one edge is hard. *CoRR*, abs/1909.07347, 2019. URL: <http://arxiv.org/abs/1909.07347>, arXiv:1909.07347.
- 6 Michael J. Bannister, Sergio Cabello, and David Eppstein. Parameterized complexity of 1-planarity. *J. Graph Algorithms Appl.*, 22(1):23–49, 2018. doi:10.7155/jgaa.00457.
- 7 Franz J. Brandenburg. Recognizing ic-planar and nic-planar graphs. *J. Graph Algorithms Appl.*, 22(2):239–271, 2018.
- 8 Franz J. Brandenburg, Walter Didimo, William S. Evans, Philipp Kindermann, Giuseppe Liotta, and Fabrizio Montecchiani. Recognizing and drawing IC-planar graphs. *Theor. Comput. Sci.*, 636:1–16, 2016. URL: <https://doi.org/10.1016/j.tcs.2016.04.026>, doi:10.1016/j.tcs.2016.04.026.
- 9 Guido Brückner and Ignaz Rutter. Partial and constrained level planarity. In Philip N. Klein, editor, *Discrete Algorithms (SODA'17)*, pages 2000–2011. SIAM, 2017. doi:10.1137/1.9781611974782.130.
- 10 Sergio Cabello and Bojan Mohar. Adding one edge to planar graphs makes crossing number and 1-planarity hard. *SIAM J. Comput.*, 42(5):1803–1829, 2013. doi:10.1137/120872310.
- 11 Erin W. Chambers, David Eppstein, Michael T. Goodrich, and Maarten Löffler. Drawing graphs in the plane with a prescribed outer face and polynomial area. *J. Graph Algorithms Appl.*, 16(2):243–259, 2012. doi:10.7155/jgaa.00257.
- 12 Timothy M. Chan, Fabrizio Frati, Carsten Gutwenger, Anna Lubiw, Petra Mutzel, and Marcus Schaefer. Drawing partially embedded and simultaneously planar graphs. *J. Graph Algorithms Appl.*, 19(2):681–706, 2015. doi:10.7155/jgaa.00375.
- 13 Steven Chaplick, Paul Dorbec, Jan Kratochvíl, Mickaël Montassier, and Juraj Stacho. Contact representations of planar graphs: Extending a partial representation is hard. In Dieter Kratsch and Ioan Todinca, editors, *Graph-Theoretic Concepts in Computer Science (WG'14)*, volume 8747 of *LNCS*, pages 139–151. Springer, 2014. doi:10.1007/978-3-319-12340-0_12.
- 14 Steven Chaplick, Radoslav Fulek, and Pavel Klavík. Extending partial representations of circle graphs. In Stephen K. Wismath and Alexander Wolff, editors, *Graph Drawing (GD'13)*, volume 8242 of *LNCS*, pages 131–142. Springer, 2013. doi:10.1007/978-3-319-03841-4_12.
- 15 Steven Chaplick, Grzegorz Guspiel, Grzegorz Gutowski, Tomasz Krawczyk, and Giuseppe Liotta. The partial visibility representation extension problem. *Algorithmica*, 80(8):2286–2323, 2018. doi:10.1007/s00453-017-0322-4.
- 16 Bruno Courcelle. The monadic second-order logic of graphs. I. recognizable sets of finite graphs. *Inf. Comput.*, 85(1):12–75, 1990.
- 17 Marek Cygan, Fedor V. Fomin, Lukasz Kowalik, Daniel Lokshtanov, Dániel Marx, Marcin Pilipczuk, Michal Pilipczuk, and Saket Saurabh. *Parameterized Algorithms*. Springer, 2015. URL: <https://doi.org/10.1007/978-3-319-21275-3>, doi:10.1007/978-3-319-21275-3.
- 18 Giordano Da Lozzo, Giuseppe Di Battista, and Fabrizio Frati. Extending upward planar graph drawings. *CoRR*, abs/1902.06575, 2019. URL: <http://arxiv.org/abs/1902.06575>, arXiv:1902.06575.
- 19 Walter Didimo, Giuseppe Liotta, and Fabrizio Montecchiani. A survey on graph drawing beyond planarity. *ACM Comput. Surv.*, 52(1):4:1–4:37, 2019. doi:10.1145/3301281.
- 20 Reinhard Diestel. *Graph Theory, 4th Edition*, volume 173 of *Graduate texts in mathematics*. Springer, 2012.
- 21 Rodney G. Downey and Michael R. Fellows. *Fundamentals of Parameterized Complexity*. Texts in Computer Science. Springer, 2013. URL: <https://doi.org/10.1007/978-1-4471-5559-1>, doi:10.1007/978-1-4471-5559-1.
- 22 Jirí Fiala. NP completeness of the edge precoloring extension problem on bipartite graphs. *Journal of Graph Theory*, 43(2):156–160, 2003. doi:10.1002/jgt.10088.

- 23 Alexander Grigoriev and Hans L. Bodlaender. Algorithms for graphs embeddable with few crossings per edge. *Algorithmica*, 49(1):1–11, 2007. doi:10.1007/s00453-007-0010-x.
- 24 Martin Grohe. Computing crossing numbers in quadratic time. *Journal of Computer and System Sciences*, 68(2):285 – 302, 2004. Special Issue on STOC 2001. URL: <http://www.sciencedirect.com/science/article/pii/S0022000003001387>, doi:<https://doi.org/10.1016/j.jcss.2003.07.008>.
- 25 Seok-Hee Hong and Hiroshi Nagamochi. Convex drawings of graphs with non-convex boundary constraints. *Discrete Applied Mathematics*, 156(12):2368–2380, 2008.
- 26 Vít Jelínek, Jan Kratochvíl, and Ignaz Rutter. A Kuratowski-type theorem for planarity of partially embedded graphs. *Comput. Geom. Theory Appl.*, 46(4):466–492, 2013. doi:10.1016/j.comgeo.2012.07.005.
- 27 Michael Jünger, Sebastian Leipert, and Petra Mutzel. Level planarity testing in linear time. In Sue Whitesides, editor, *Graph Drawing (GD'98)*, volume 1547 of *LNCS*, pages 224–237. Springer, 1998. doi:10.1007/3-540-37623-2_17.
- 28 Pavel Klavík, Jan Kratochvíl, Tomasz Krawczyk, and Bartosz Walczak. Extending partial representations of function graphs and permutation graphs. In Leah Epstein and Paolo Ferragina, editors, *Algorithms (ESA'12)*, volume 7501 of *LNCS*, pages 671–682. Springer, 2012. doi:10.1007/978-3-642-33090-2_58.
- 29 Pavel Klavík, Jan Kratochvíl, Yota Otachi, Ignaz Rutter, Toshiki Saitoh, Maria Saumell, and Tomáš Vyskocil. Extending partial representations of proper and unit interval graphs. *Algorithmica*, 77(4):1071–1104, 2017. doi:10.1007/s00453-016-0133-z.
- 30 Pavel Klavík, Jan Kratochvíl, Yota Otachi, and Toshiki Saitoh. Extending partial representations of subclasses of chordal graphs. *Theor. Comput. Sci.*, 576:85–101, 2015. doi:10.1016/j.tcs.2015.02.007.
- 31 Pavel Klavík, Jan Kratochvíl, Yota Otachi, Toshiki Saitoh, and Tomáš Vyskocil. Extending partial representations of interval graphs. *Algorithmica*, 78(3):945–967, 2017. doi:10.1007/s00453-016-0186-z.
- 32 Stephen G. Kobourov, Giuseppe Liotta, and Fabrizio Montecchiani. An annotated bibliography on 1-planarity. *Computer Science Review*, 25:49–67, 2017. doi:10.1016/j.cosrev.2017.06.002.
- 33 Vladimir P. Korzhik and Bojan Mohar. Minimal obstructions for 1-immersions and hardness of 1-planarity testing. *Journal of Graph Theory*, 72(1):30–71, 2013. doi:10.1002/jgt.21630.
- 34 Jan Kratochvíl and András Sebö. Coloring precolored perfect graphs. *Journal of Graph Theory*, 25(3):207–215, 1997. doi:10.1002/(SICI)1097-0118(199707)25:3<207::AID-JGT4>3.0.CO;2-P.
- 35 Giuseppe Liotta and Fabrizio Montecchiani. L-visibility drawings of ic-planar graphs. *Inf. Process. Lett.*, 116(3):217–222, 2016.
- 36 Tamara Mchedlidze, Martin Nöllenburg, and Ignaz Rutter. Extending convex partial drawings of graphs. *Algorithmica*, 76(1):47–67, 2016. doi:10.1007/s00453-015-0018-6.
- 37 Kazuo Misue, Peter Eades, Wei Lai, and Kozo Sugiyama. Layout adjustment and the mental map. *J. Visual Languages and Computing*, 6(2):183–210, 1995. doi:10.1006/jv1c.1995.1010.
- 38 János Pach and Rephael Wenger. Embedding planar graphs at fixed vertex locations. *Graphs and Combinatorics*, 17(4):717–728, 2001. URL: <https://doi.org/10.1007/PL00007258>, doi:10.1007/PL00007258.
- 39 Maurizio Patrignani. On extending a partial straight-line drawing. *Int. J. Found. Comput. Sci.*, 17(5):1061–1070, 2006. doi:10.1142/S0129054106004261.
- 40 Gerhard Ringel. Ein Sechsfarbenproblem auf der Kugel. *Abhandlungen aus dem Mathematischen Seminar der Universität Hamburg*, 29(1):107–117, 1965. doi:10.1007/BF02996313.
- 41 Neil Robertson and Paul D. Seymour. Graph minors. III. planar tree-width. *J. Comb. Theory, Ser. B*, 36(1):49–64, 1984.
- 42 Wanshun Yang, Weifan Wang, and Yiqiao Wang. Acyclic coloring of ic-planar graphs. *Discrete Mathematics*, 342(12), 2019.