

Lazy listing of equivalence classes – A paper on dynamic programming and tropical circuits

Yishu Wang^{*1}, Arnaud Mary^{†1}, Marie-France Sagot^{‡1}, and B. Sinaimeri^{§1}

¹Université de Lyon 1, UMR CNRS 5558 - LBBE, INRIA Grenoble, France.

April 6, 2022

Abstract

When a problem has more than one solution, it is often important, depending on the underlying context, to list them all. Even when the listing can be done in polynomial delay, that is, spending no more than polynomial time to go from one solution to the next, this can be costly as the number of solutions themselves may be huge, including sometimes exponential. This paper addresses this problem by proposing what we called a *lazy listing* algorithm. By this we mean that, instead of listing all solutions, we list, in an efficient way, directly only the equivalence classes or one representative per class. Besides the need to then provide an *a priori* relation of equivalence between solutions, we place ourselves in the special context where the problem to be addressed, either after some preliminary polynomial time dynamic programming computation or directly from the start, leads to a decomposable tropical circuit.

Keywords:

Listing, Equivalence relation, Dynamic programming, Tropical circuits

1 Introduction

Counting elements in finite sets has since long been an important area of combinatorics. Associated with the problem of counting is another which seeks to list all the elements of interest. *The listing problem* has motivated the development of algorithms since the 1970s, with perhaps one of the first papers being concerned with finding all elementary circuits of a graph [27]. A first input of such problem is a structure where the elements sought are immersed, and from which

^{*}yishu.wang@univ-lyon1.fr

[†]arnaud.mary@univ-lyon1.fr

[‡]marie-france.sagot@inria.fr

[§]sinaimeri@inria.fr

they have to be extracted by means of what has been more generally called an *enumeration algorithm* [11]. The structure can be, for instance, a string or a graph to name the simplest and most commonly considered in the literature. A second input are some *a priori* well-identified characteristics of the elements. In the case of [27] for example, this concerned the fact that the elements to be listed were elementary circuits. A more general context may be considered where, besides one or more characteristics that still need to be verified, the elements sought represent the solutions of an optimization problem. The second input in this case is the function to be optimized, which may depend on some of the characteristics considered.

The present paper is situated within this more general context. The listing problem it addresses was initially motivated by an application area within biological evolution that is interested in studying the co-evolution of two sets of species, usually called the hosts and their symbionts. Symbionts can range from beneficial to pathogenic. In this last case, we talk more specifically of parasites. For later ease of notation, this is the term we will use from now on. One example of such sets may be arthropods which form a phylum that includes, among others, insects, spiders, crustaceans, and others that act as hosts for a genus of different bacterial species called *Wolbachia*. One way of performing such study involves an optimization problem. The input are two trees, usually binary and rooted, each representing the evolutionary history of one of the two sets of species, together with a mapping of the leaves of the parasite tree to the leaves of the host tree that reflects our current knowledge of which parasite species inhabits which host species among those presently living. What needs to be listed are then all past associations, that is, all mappings of the internal nodes of the parasite tree to the internal nodes of the host tree that optimize a function which overall represents the sum of the number of different possible “events” weighted by the inverse of their estimated probability. The details of what such events correspond to, and more in general of this specific application which may include further constraints, will be given later in the paper. What matters for now are three major observations.

The first is that the problem of listing all optimal solutions may be solved by means of a *dynamic programming* approach (see for example [8, 28, 4]), the second is that there can often be a substantial, indeed sometimes huge number of such optimal solutions, while the third is that these solutions, whether they are numerous or not, may differ considerably in terms of some of their features despite the fact that they are all optimal in a well-defined way. In the case of co-evolution, these features are essentially the number of each event that is observed, and more finely, which past associations are inferred. The “story” each solution tells may thus be very different in general. Yet, some stories retain strong similarities among them. In other words, in most cases, it appears possible to group a set of stories inside a same category, or class.

It is important to notice here that the second and third observations above correspond to a **very general problem**. They do not concern only the specific case of co-evolution that was the core motivation behind this paper.

The problem this paper addresses is then how to **efficiently** list not all

solutions of an optimization problem but only **the optimal classes, or one representative per class of optimal ones**, given a relation of equivalence between solutions that is defined *a priori*.

In other words, the paper addresses the problem of listing directly the quotient set of the solution space by an equivalence relation without explicitly listing all solutions, doing what we called a *lazy listing*. Sometimes, more than one equivalence relation may be considered, depending also on the application. Moreover, by efficiently here, we mean in polynomial delay [15], that is, we would like to spend no more than polynomial time in the size of the input to go from one solution to the next one (for more details on the complexity of enumeration algorithms, see, e.g. [5]).

As indicated, we place ourselves in the special context where the optimization problem may be solved by dynamic programming (DP). Indeed, this is an important assumption that we need to make. Actually, what we need is a problem that, either after some preliminary polynomial time computation (the DP part) or directly from the start, leads to a special type of directed acyclic graph (DAG) or circuit with nodes that can be or are labeled in such a way as to allow to define a local equivalence among them. These precautions apart however, it is important to observe that the method we propose is generalizable to a large class of listing problems.

To reflect the fact that the results presented here may be of interest to a large community of researchers, the paper was written in such a way that it can be read in two different ways. If the application to co-evolution interests the reader, or if (s)he prefers to start from a concrete example, then the paper should be read following the normal flow of sections. If a reader wants to get directly to the general theoretical context of enumerating one solution per class of optimal ones, for a given definition of equivalence among solutions, then (s)he may want to start by reading Section 3, and then go back to Section 2. Finally, further examples of applications, not necessarily in the area of biological evolution, are provided in Section 4.

2 First part: The phylogenetic tree reconciliation problem

In this section, we formally present the phylogenetic tree reconciliation problem that was originally introduced by Goodman et al. in 1979 [12]. We start by providing some definitions that will be used in the paper.

2.1 Definitions

For a directed graph G , we denote by $V(G)$ and $A(G)$ respectively the set of nodes and the set of arcs of G . We consider rooted trees in which arcs are directed away from the root. The out-neighbors of a node in a tree are called its children. For a tree T , we denote by $L(T)$ the set of leaf nodes, i.e. those

nodes without children, and denote by $r(T)$ the root of T . A full rooted binary tree is a rooted tree in which every node has zero or two children.

Let T be a rooted tree. Let v and w be two nodes of T . If there is an arc in T from node v to w , we denote the arc by the ordered pair (v, w) ; we call v the parent of w , and w the child of v . We denote by $p(w)$ the parent of a node w . If there exists a directed path from v to w , the node w is called a descendant of a node v , and the node v is called an ancestor of w ; if moreover $v \neq w$, we say that w is a proper descendant of v , and that v is a proper ancestor of w . If neither w is an ancestor of v nor v is an ancestor of w , we say that the two nodes are incomparable. We denote by $\text{LCA}(v, w)$ the least common ancestor of the two nodes v and w . The subtree of T rooted at a node v containing all descendants of v is denoted by $T|_v$. Finally, we denote by $d(v, w)$ the distance, i.e. the number of arcs on a directed path between two nodes v and w .

We now define the PHYLOGENETIC TREE RECONCILIATION PROBLEM. Let H and P be respectively the rooted phylogenetic trees of the host and parasite species, both binary and full. Let σ be a function from $L(P)$ to $L(H)$, representing the parasite/host associations between extant species. A reconciliation is a function ϕ that assigns, for each parasite node $p \in V(P)$, a host node $\phi(p) \in V(H)$, and satisfies the conditions stated in Definition 1. A reconciliation must induce an event function E_ϕ on $V(P)$ which associates each parasite node p to an event $E_\phi(p)$. The set of events is denoted by $\mathcal{E} = \{\mathbb{C}, \mathbb{D}, \mathbb{S}, \mathbb{T}\}$. The leaf parasite node has a special event \mathbb{T} . For internal parasite nodes, the event $E_\phi(p)$ is one among three options: *cospeciation* \mathbb{C} , *duplication* \mathbb{D} , and *host-switch* \mathbb{S} . The event for an internal node p will depend on the hosts of p and of the two children of p . In Definition 1, this dependency is expressed by $E_\phi(p) := E(\phi(p), \phi(p_1), \phi(p_2))$.

Definition 1. *Given two phylogenetic trees P and H , and a function $\sigma : L(P) \rightarrow L(H)$, a reconciliation of (P, H, σ) is a function $\phi : V(P) \rightarrow V(H)$ satisfying the following:*

1. *For every leaf node $p \in L(P)$, $\phi(p) = \sigma(p)$, and $E_\phi(p) = \mathbb{T}$.*
2. *For every internal node $p \in V(P) \setminus L(P)$ with children p_1, p_2 , exactly one of the following applies:*
 - (a) *$E(\phi(p), \phi(p_1), \phi(p_2)) = \mathbb{S}$, that is, either $\phi(p_1)$ is incomparable to $\phi(p)$ and $\phi(p_2)$ is a descendant of $\phi(p)$, or $\phi(p_2)$ is incomparable to $\phi(p)$ and $\phi(p_1)$ is a descendant of $\phi(p)$,*
 - (b) *$E(\phi(p), \phi(p_1), \phi(p_2)) = \mathbb{C}$, that is, $\text{LCA}(\phi(p_1), \phi(p_2)) = \phi(p)$, and $\phi(p_1)$ and $\phi(p_2)$ are incomparable,*
 - (c) *$E(\phi(p), \phi(p_1), \phi(p_2)) = \mathbb{D}$, that is, $\phi(p_1)$ and $\phi(p_2)$ are descendants of $\phi(p)$, and the previous two cases do not apply.*

In a reconciliation, an internal parasite node can be additionally associated to a number of *loss events*. The loss event is denoted by \mathbb{L} . A loss can only occur in conjunction with another event (\mathbb{S} , \mathbb{C} , or \mathbb{D}), and the definition of the

number of losses splits into several cases according to the accompanying event. We give in Definition 2 the number of loss events associated to an internal node p , called the *loss contribution* $\xi_\phi(p)$. Since the loss contribution is also determined by the hosts assigned to p and to the children of p , we will also write $\xi_\phi(p) := \xi(\phi(p), \phi(p_1), \phi(p_2))$.

Definition 2. Let $\phi : V(P) \rightarrow V(H)$ be a reconciliation. Let p be an internal node of the parasite tree with children p_1, p_2 . Its loss contribution $\xi_\phi(p)$ is defined by:

$$\xi_\phi(p) = \begin{cases} d(\phi(p), \phi(p_1)) & \text{if } E_\phi(p) = \mathbb{S} \text{ and } \phi(p) \text{ is incomparable to } \phi(p_2), \\ d(\phi(p), \phi(p_2)) & \text{if } E_\phi(p) = \mathbb{S} \text{ and } \phi(p) \text{ is incomparable to } \phi(p_1), \\ d(\phi(p), \phi(p_1)) + d(\phi(p), \phi(p_2)) - 2 & \text{if } E_\phi(p) = \mathbb{C}, \\ d(\phi(p), \phi(p_1)) + d(\phi(p), \phi(p_2)) & \text{otherwise, } E_\phi(p) = \mathbb{D}. \end{cases}$$

The function E_ϕ partitions the set of internal parasite nodes into three disjoint subsets according to their event, denoted by $P^{\mathbb{C}}, P^{\mathbb{D}}, P^{\mathbb{S}}$. The number of occurrences of each of these three events and the number of losses make up the *event vector* of the reconciliation:

Definition 3. The event vector of a reconciliation is a vector of integers consisting of the total number of each type of events $\mathbb{C}, \mathbb{D}, \mathbb{S}$, and \mathbb{L} , i.e.

$$\vec{e}(\phi) := \left(|P^{\mathbb{C}}|, |P^{\mathbb{D}}|, |P^{\mathbb{S}}|, \sum_{p \in V(P) \setminus L(P)} \xi_\phi(p) \right). \quad (1)$$

Given a *cost vector* $\vec{c} := (c(\mathbb{C}), c(\mathbb{D}), c(\mathbb{S}), c(\mathbb{L}))$ assigning a real number to each type of event, the *cost of a reconciliation* ϕ is equal to the dot product between the cost vector and the event vector:

$$\text{cost}(\phi) := \vec{c} \cdot \vec{e}(\phi) = c(\mathbb{C}) |P^{\mathbb{C}}| + c(\mathbb{D}) |P^{\mathbb{D}}| + c(\mathbb{S}) |P^{\mathbb{S}}| + \sum_{p \in V(P) \setminus L(P)} c(\mathbb{L}) \xi_\phi(p). \quad (2)$$

We are now ready to formulate the optimization version of the PHYLOGENETIC TREE RECONCILIATION PROBLEM: Given two phylogenetic trees H and P , a function $\sigma : L(P) \rightarrow L(H)$, and a cost vector \vec{c} , find a reconciliation ϕ of minimum cost.

In Figure 1, we show four different reconciliations on the same input (H, P, σ) . Depending on the cost vector, these reconciliations may or may not be an optimal solution. Note that, if the cost vector $\vec{c} = (0, 0, 0, 0)$, any valid reconciliation is optimal.

2.2 Dynamic programming algorithm

The PHYLOGENETIC TREE RECONCILIATION PROBLEM is solved by dynamic programming. One of the first methods which took into account all the events described in the previous section was introduced by Michael Charleston in 1998

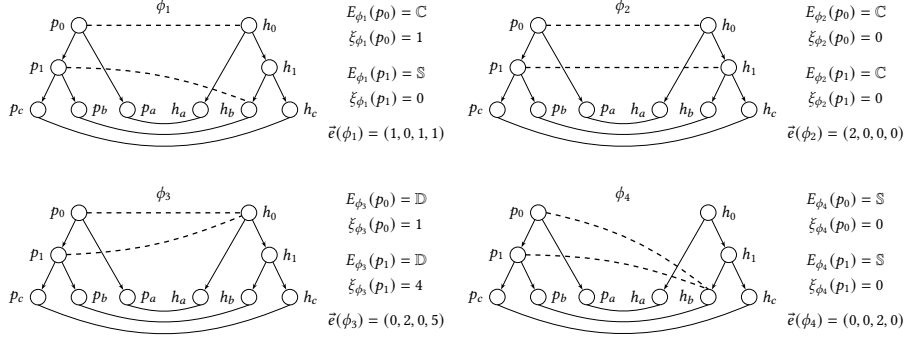


Figure 1: Example of four reconciliations on the same input.

[6] and has been improved since by different authors. These methods have different ways of dealing with time feasibility which makes the problem hard on undated trees. We will not discuss this further in the present paper, except for mentioning that in the dynamic programming approach presented in this section, the trees are considered undated, and time feasibility is dealt with in a second step as described in [8]. On the other hand, we show in this section a formulation of the dynamic programming algorithm in terms of min-plus circuits. These circuits are part of what have been called tropical circuits, which were originally introduced in 1978 by Simon [25]. A more general and recent perspective on such circuits may be found in [17].

2.2.1 Recurrence relations

Given an instance (H, P, σ, \vec{c}) , the minimum cost of a reconciliation can be found by the following dynamic programming algorithm. Let $U := V(P) \times V(H) \times \mathcal{E}$. We call a triple $(p, h, e) \in U$ a *cell* in the dynamic programming table. We define the function $f : U \rightarrow \mathbb{R} \cup \{\infty\}$ where the *value* of a cell $f(p, h, e)$ is the minimum cost of a reconciliation between the subtree $P|_p$ and H mapping p to h such that p has event e . Then f can be computed as follows:

1. If p is a leaf,

$$f(p, h, \mathbb{T}) = \begin{cases} 0 & \text{if } h = \sigma(p), \\ \infty & \text{otherwise.} \end{cases} \quad (3)$$

2. Otherwise, p is an internal node with children p_1, p_2 and we have:

$$f(p, h, e) = \min_{\substack{E(h, h_1, h_2) = e \\ h_1, h_2 \in V(H) \\ e_1, e_2 \in \mathcal{E}}} f(p_1, h_1, e_1) + f(p_2, h_2, e_2) + c(e) + c(\mathbb{L}) \xi(h, h_1, h_2) \quad (4)$$

The minimum cost of a reconciliation between P to H is then given by $\min_{h \in V(H), e \in \mathcal{E}} f(r(P), h, e)$.

2.2.2 Circuit construction

The *min-plus semiring* \mathcal{R} is the semiring $(\mathbb{R} \cup \{\infty\}; \min, +)$ [17]. We will model the computation of f in Equations (3)–(4) as an \mathcal{R} -circuit.

An \mathcal{R} -circuit is a directed acyclic graph where every node, called *gate*, has an *output* which is an element of \mathcal{R} . Such a circuit has three kinds of gates: the constant gates, the (min)-gates, and the (+)-gates. It also has a special gate called the output gate. We say that the circuit *computes a value*, that is the output of its output gate. The in-neighbors of a gate are also called its *children* (the counter-intuitive naming is due to the fact that we will need to traverse the circuit following the reverse direction of the arcs). We will denote (min)- or constant gates by the Greek letter α , and (+)-gates by β . The set of children gates of a gate is denoted by ch .

We consider an \mathcal{R} -circuit satisfying the following additional properties. Every constant or (min)-gate is labeled uniquely by a cell $(p, h, e) \in U$. The children of a (min)-gate α are a set of (+)-gates $\text{ch}(\alpha) = \{\beta_i\}$; the children of a (+)-gate β are an ordered pair of (min)-gates $\text{ch}(\beta) = (\alpha_L, \alpha_R)$. Every (+)-gate has one unique out-neighbor which is a (min)-gate. Since a (+)-gate is uniquely identified by its out-neighbor and its two children, we say that it is labeled by a triple of cells, denoted by $((p, h, e), (p_1, h_1, e_1), (p_2, h_2, e_2))$. Figure 3 shows a circuit that satisfies the above properties (the order between the two children of (+)-gates are not shown explicitly). One can observe that, as a consequence of these properties, every directed path from a constant gate to the output gate contains gates of **alternating types between (+) and (min)-gates**.

The circuit is constructed as follows. From Equation (3), we construct for each cell (p, h, \mathbb{T}) where p is a leaf, a constant gate with either 0 or ∞ as output. For each cell (p, h, e) , we construct a (min)-gate together with its children, which represent a set of (+)-gates constructed from the right hand side of Equation (4): for each choice of h_1, h_2, e_1, e_2 , such that $E(h, h_1, h_2) = e$, we construct a (+)-gate such that its left and right children are the (min)-gates labeled by, respectively, (p_1, h_1, e_1) and (p_2, h_2, e_2) ; its unique out-neighbor is the (min)-gate labeled by (p, h, e) ; its output is the sum of the outputs of its two children and the value $c(e) + c(\mathbb{L}) \xi(h, h_1, h_2)$. The output of any (min)-gate is the minimum of the outputs of its children. Finally, we construct the output gate: its children are all (min)-gates labeled by a cell of the form $(r(P), h, e)$, and its output is the minimum of the outputs of its children.

We call this circuit C_0 . Observe that many gates in C_0 have the value ∞ as output.

2.2.3 Circuit simplification

In the optimization version, we are interested not only in the minimum cost, but in finding a reconciliation with such minimum cost. We will define the notion of a *solution* in terms of a circuit C computing the optimal value. The circuit C can be obtained by simplifying the structure of the basic circuit C_0 . This simplified structure will be particularly useful later, since we can easily extract

from it not only a single solution, but *all* optimal solutions of the problem.

More precisely, once the circuit C_0 is built from the recurrence relations, we perform the following operations to obtain a circuit C , which is generally called the *solution circuit*. We first eliminate all gates outputting ∞ . We then remove arcs between each (min)-gate and all its children except for those children that output the same value as the (min)-gate itself. Finally, all gates without outgoing arcs except for the output gate are removed.

Examples of the simplification operations are given in Figure 2. It is clear that the resulting circuit C still computes the same value as C_0 . Intuitively, the solution circuit C differs from C_0 in the fact that all the “unnecessary” gates are removed, thus every gate is “useful” in at least one optimal solution.

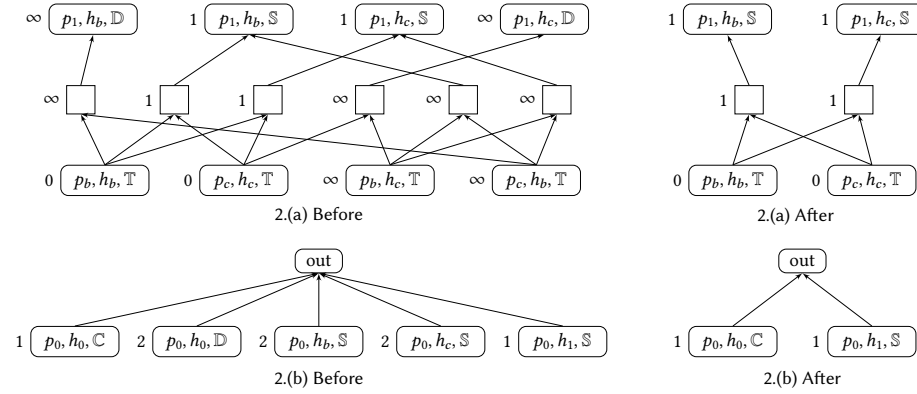


Figure 2: Two examples of a part of the circuit before and after the simplification operations, for the input (H, P, σ) in Figure 1. Squares with plus sign are (+)-gates. Rectangles with rounded corners are (min)- or constant gates. The cells with which the (min)- and constant gates are labeled are written inside. The output value is written at the left of each gate.

2.2.4 Solutions as complete subcircuits

An *optimal solution* of the PYLOGENETIC TREE RECONCILIATION PROBLEM is, by definition, any complete subcircuit of the solution circuit, defined as follows:

Definition 4. A complete subcircuit of an \mathcal{R} -circuit C is obtained by traversing the circuit C under the following rules. Start by visiting one child of the output gate. If the current gate is a (min)-gate, visit one child gate; if the current gate is a (+)-gate, visit all children. Stop when a constant gate is reached.

Note that in this definition, we are always traversing the circuit by following the reverse direction of its arcs. In the context of arithmetic circuits, the concept of complete subcircuits is called “parse trees” or “parse graphs” (see [16]).

It is straightforward to see that any complete subcircuit of the solution circuit also computes the minimum cost. In fact, the set of all different complete

subcircuits corresponds bijectively to the set of all reconciliations of minimum cost. The bijection can be easily constructed. In a complete subcircuit, any visited constant gate constructed from Equation (3), and any visited (min)-gate constructed from Equation (4) will assign a host and an event to p (we assume that every gate remembers the cells with which it is labeled); the result is a function assigning an element of $V(H)$ to every element of $V(P)$ respecting the definition of reconciliation. Given a reconciliation of minimum cost, it can be written as a sequence of triples of the form (p, h, e) , and the gates having these labels necessarily form a complete subcircuit in the solution circuit.

We will use interchangeably the terms *optimal solutions of the dynamic programming problem* and *complete subcircuits of the solution circuit*. It is useful to notice that *optimal subsolutions*, or *optimal solutions of the dynamic programming subproblems*, can also be described using the circuit vocabulary: given a gate α labeled by (p, h, e) , all optimal reconciliations between $P|_p$ and H mapping p to h such that p has event e correspond bijectively to the complete subcircuits of C/α , where C/α is obtained from the solution circuit C by re-attaching the output gate such that α becomes its only child gate.

For the PHYLOGENETIC TREE RECONCILIATION PROBLEM, using Equations 3–4, the solution circuit can be constructed in $O(n^3m)$ time and space, where $n = |V(H)|$ and $m = |V(P)|$. After the dynamic programming step, the *number* of complete subcircuits can be computed using $O(n^3m)$ multiplications of n -bits integers; all complete subcircuits can be *enumerated* in $O(m)$ time delay. A non-trivial improvement of this method exists [8], achieving $O(n^2m)$ space and time complexity with a different DAG structure, but it is beyond the scope of this paper.

Figure 3 shows an example of a solution circuit based on the same input (H, P, σ) as in Figure 1 with nine complete subcircuits.

The number of optimal reconciliations can be unrealistically large (for example, $> 10^{40}$, see Section 2.4), making it impossible to search for biological insights by analyzing each one of them separately. Many of these reconciliations are very similar and may be considered biologically equivalent. Equivalent reconciliations can be put in the same class and then one would only need to look at one single solution in each class. Next, we define several notions of equivalent reconciliations, and describe algorithms for enumerating one reconciliation per equivalence class.

cite

2.3 Enumerating equivalence classes

Before getting to the notion of equivalence classes of solutions and to the problem of enumerating them, let us first observe that we could consider an alternative approach which would consist in enumerating all solutions, and then applying some type of clustering (grouping) algorithm to the set of optimal solutions. The final output presented to the user would then be some “representative description” of the clusters (groups) themselves. However, since the number of solutions is a lower bound for the total execution time of any enumeration al-

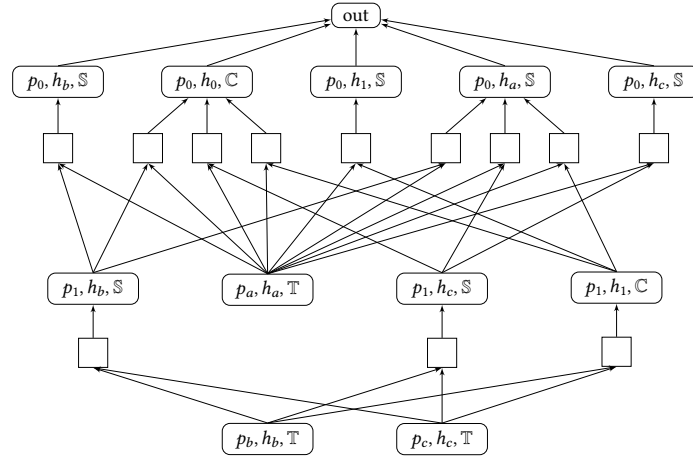


Figure 3: Example of a solution circuit for the input (H, P, σ) in Figure 1. Squares with plus sign are (+)-gates. Rectangles with rounded corners are (min)- or constant gates. The cells with which the (min)- and constant gates are labeled are written inside. This solution circuit has nine complete subcircuits: four have event vector $(0, 0, 2, 0)$, two have $(1, 0, 1, 0)$, two have $(1, 0, 1, 1)$, and one has $(2, 0, 0, 0)$.

gorithm, the first step of such strategy becomes impossible when the number of solutions is too big. A natural question is then whether it would be possible to enumerate directly what we just called a “representative description” of the clusters of solutions. This could be for instance an element per cluster. Sometimes a cluster can also be seen as a set of characteristics that its set of solutions share. In such case, the representative description of a cluster could then be such set of characteristics. A particularly convenient situation is however when the clusters correspond to equivalence classes of an equivalence relation over the set of solutions that we could establish *a priori*. This is the case we consider in this paper.

In this section, we thus introduce four definitions of equivalence between reconciliations and study the relationship between them. We then present an enumeration algorithm that directly lists all classes with polynomial delay without going through the set of all solutions. More precisely, the delay will be $O(n^3m)$.

2.3.1 Definitions

In Definitions 5–8, we give four equivalence relations on the set of reconciliations of minimum cost. One is based on a global property, the event vector, defined in Definition 3. The other three are based on “local properties”, i.e. on the event $E_\phi(p)$ and the host $\phi(p)$ for each parasite node p .

Definition 5 (V-equivalence). *Two reconciliations ϕ_1 and ϕ_2 are V-equivalent if their event vectors are equal, i.e. $\vec{e}(\phi_1) = \vec{e}(\phi_2)$.*

Definition 6 (E-equivalence). *Two reconciliations ϕ_1 and ϕ_2 are E-equivalent if $E_{\phi_1}(p) = E_{\phi_2}(p)$ for all $p \in V(P)$.*

Definition 7 (Strong-equivalence). *Two reconciliations ϕ_1 and ϕ_2 are strongly-equivalent if $E_{\phi_1}(p) = E_{\phi_2}(p)$ for all $p \in V(P)$, and the hosts of non-host-switch parasite nodes are the same, i.e. $E_{\phi_1}(p) \neq \mathbb{S} \implies \phi_1(p) = \phi_2(p)$.*

Definition 8 (Weak-equivalence). *Two reconciliations ϕ_1 and ϕ_2 are weakly-equivalent if their subsets of parasite nodes associated to a host-switch event are the same, and the hosts of non-host-switch parasite nodes are the same, i.e. $E_{\phi_1}(p) = \mathbb{S} \iff E_{\phi_2}(p) = \mathbb{S}$, and $E_{\phi_1}(p) \neq \mathbb{S} \implies \phi_1(p) = \phi_2(p)$.*

The definitions of the equivalence classes are motivated by the need to capture useful biological information from a set of reconciliations which is too large to be analyzed manually. The V -equivalence provides already a first information about the co-evolutionary history of the hosts and their parasites. Indeed, a high number of cospeciations may indicate that hosts and parasites evolved together, while a high number of host-switches may indicate that the parasites are able to infect different host species. In the E -equivalence, we are also interested in which parasites are associated to each one of the events. Finally, the Strong- and Weak-equivalence relations are both motivated by the idea that when a host-switch happens, there may be various hosts to which the switching parasite can be mapped, however the associations that do not correspond to a switch remain the same, or almost the same. These reconciliations are too similar and often indistinguishable without additional biological information. Indeed, consider a toy example of two reconciliations being identical except for the mapping of one switching parasite, which is mapped on two vertices sharing the same father in the host tree. Without further information, we would thus want to consider them as equivalent.

We can make the following remarks about the relationships between these equivalence relations. Strongly-equivalent reconciliations are also Weakly-equivalent and E-equivalent. Being E-equivalent implies that the first three elements of their event vectors are equal. As we only consider reconciliations having the same minimum cost, if the cost of a loss $c(\mathbb{L})$ is nonzero, E-equivalent reconciliations necessarily have the same number of losses, hence are also V-equivalent. On the other hand, if $c(\mathbb{L}) = 0$, E-equivalent reconciliations are not necessarily V-equivalent.

In Figure 1, the four reconciliations are not equivalent under any definition of equivalence. In Figure 3, the nine reconciliations split into four V-equivalence classes, as mentioned in the caption; it can be checked that each V-equivalence class is included in a Strong-equivalence class. Finally, Figure 4 shows two E-equivalent reconciliations that are neither V-equivalent nor Strongly-equivalent; they are both optimal reconciliations for the cost vector $\vec{c} = (0, 1, 1, 0)$, which satisfies indeed $c(\mathbb{L}) = 0$.

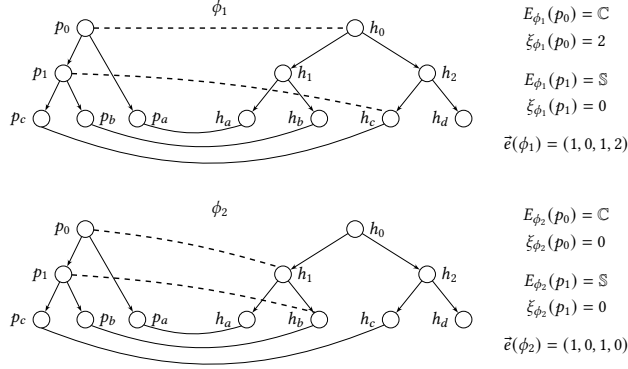


Figure 4: Example of two E-equivalent reconciliations that are neither V-equivalent nor strongly-equivalent. They are both optimal for this input with the cost vector $\vec{c} = (0, 1, 1, 0)$.

2.3.2 V-equivalence class enumeration

First, one can notice that the number of different event vectors is bounded by a polynomial. Let $n = |V(n)|$ and $m = |V(P)|$. The first three elements of any event vector necessarily sum up to $\frac{n-1}{2}$, hence there are only $O(m^2)$ combinations. The loss-contribution $\xi_\phi(p)$ for each parasite node p is at most two times the diameter of the host tree; the fourth element of any event vector is thus bounded by $O(nm)$. Therefore, the number of event vectors is bounded by $O(nm^3)$.

We are interested in the following two problems: listing all event vectors, and listing one reconciliation (or all reconciliations) for each event vector. Both can be done without much difficulty by doing some additional book-keeping in the dynamic programming algorithm (circuit construction). The idea is to remember the set of event vectors in every step, corresponding to the event vectors of the optimal solutions of the current subproblem. Then, for each event vector, one reconciliation (or all reconciliations) of the V-equivalent class can be found by backtracking.

Recall that for any gate α (or β), C/α is the circuit obtained from the solution circuit C by re-attaching the output gate such that α becomes its only child gate, and the set of complete subcircuits of C/α are the optimal solutions of a *subproblem*. We define the set EV of a gate α to be the set of event vectors of the subproblem solutions in the circuit C/α . The following equations describe how to compute EV, for each constant, (+)-, and (min)-gate constructed from Equations (3)–(4) (to better compare with Equations (3)–(4), we denote the gate by the cell or the triple of cells with which the gate is labeled, instead of

the Greek letters):

$$\text{EV}(p, h, \mathbb{T}) = \{(0, 0, 0, 0)\}, \quad (5)$$

$$\begin{aligned} & \text{EV}((p, h, e), (p_1, h_1, e_1), (p_2, h_2, e_2)) \\ &= \left\{ \begin{array}{l} \vec{u} + \vec{w} + (0, 0, 0, \xi(h, h_1, h_2)) + \begin{cases} (1, 0, 0, 0) & \text{if } e = \mathbb{C} \\ (0, 1, 0, 0) & \text{if } e = \mathbb{D} \\ (0, 0, 1, 0) & \text{otherwise, } e = \mathbb{S} \end{cases} \\ \text{for } \vec{u} \in \text{EV}(p_1, h_1, e_1), \vec{w} \in \text{EV}(p_2, h_2, e_2) \end{array} \right\}, \quad (6) \end{aligned}$$

$$\text{EV}(p, h, e) = \bigcup_{x \in \text{ch}(p, h, e)} \text{EV}(x). \quad (7)$$

The set $\text{EV}(\text{out})$ of event vectors of solutions of C is given by the union of the sets EV of the children of the output gate.

Overall, for each of the $O(n^3m)$ gates of the solution circuit, we need to keep an extra set of size $O(nm^3)$. The space complexity is therefore $O(n^4m^4)$. In Equation 6, we compute the Cartesian sum of two sets $\text{EV}(p_1, h_1, e_1)$ and $\text{EV}(p_2, h_2, e_2)$ of size $O(nm^3)$, which can be done in time $O(n^2m^6)$. The overall time complexity is $O(n^5m^7)$. The time complexity can be improved to $O(n^4m^7)$ using a different DAG structure mentioned earlier [8]; the computation of the Cartesian sum can also be improved [10].

The backtracking technique for finding one solution given its event vector is quite standard. Here we present it concisely without proof. We define a function `BACKTRACK` that takes two parameters: a gate α (or β) in C and a vector \vec{v} satisfying $\vec{v} \in \text{EV}(\alpha)$ (i.e. \vec{v} is an event vector of some optimal solution of the circuit C/α). The function returns a subproblem solution ϕ_α of C/α such that $\vec{e}(\phi_\alpha) = \vec{v}$. Then, `BACKTRACK(gate, \vec{v})` can be implemented as follows:

1. If the **gate** is a constant gate labeled by (p, h, \mathbb{T}) , output (p, h) .
2. If the **gate** is a (min)-gate α labeled by (p, h, e) , output (p, h) . Choose any $\beta \in \text{ch}(\alpha)$ such that $\vec{v} \in \text{EV}(\beta)$, then do `BACKTRACK(β, \vec{v})`.
3. Otherwise, the **gate** is a (+)-gate. Let α_L and α_R be its two child gates. Then there exists a pair $(\vec{u}, \vec{w}) \in \text{EV}(\alpha_L) \times \text{EV}(\alpha_R)$ such that the sum at the right-hand side of Equation (6) (i.e. the term “ $\vec{u} + \vec{w} + \text{loss} + \text{event}$ ”) is equal to \vec{v} . Then do `BACKTRACK(α_L, \vec{u})` and `BACKTRACK(α_R, \vec{w})`.

Given a vector $\vec{v} \in \text{EV}(\text{out})$, it suffices to call `BACKTRACK(out, \vec{v})` to get one representative of the V-equivalence class. Finally, if we can replace “any” by “all” when choosing β in case (2) and (\vec{u}, \vec{w}) in case (3), we can easily adapt `BACKTRACK` so that it lists all solutions of a V-equivalence class, or counts the number of solutions of a class.

2.3.3 E-equivalence class enumeration

We define the following *signature function* on the set of constant and (min)-gates. The signature of a (min)- or constant gate labeled by the cell (p, h, e) is

the couple (p, e) . Intuitively, the signature function is a “local version” of the equivalence relation we are considering in which we take into account only the event assigned to each parasite node while discarding the host. By abuse of language, we call an E-equivalence class a sequence of signatures (p, e) for $p \in V(P)$, corresponding to at least one complete subcircuit. Instead of presenting the classes as sequences, we view them as node-labeled rooted trees, all having the same topology as the parasite tree. The algorithm for enumerating all E-equivalence classes is hence one that enumerates some node-labeled rooted trees, while traversing the solution circuit and looking at the signatures of the (min)- and constant gates met along the way. The trees will be constructed by the operation $\text{ROOTEDTREE}(x, T_1, T_2)$ which builds a rooted binary tree where the root is labeled by x and which has T_1 and T_2 as subtrees.

We need several additional notations before presenting the algorithm. We use the letter A for a set of (min)- or constant gates, and the letter B for a set of (+)-gates. The notation $\text{ch}(A)$ is the union of the children of the (min)-gates in A ; the notations $\text{ch}_L(B)$ and $\text{ch}_R(B)$ are respectively the union of the first and second child gates of the (+)-gates in B . Two (+)-gates B_i and B_j are locally equivalent if the signatures of their children are the same ordered couple. The signature of the children of a (+)-gate B_i is denoted by $S(B_i) = (s_L, s_R)$.

Algorithm 1 relies on a recursive function RECURSE that takes as input a pair (x, A) where A is a set of (min)- or constant gates emitting the same signature x . Intuitively, traversing the solution circuit through any gate in A will result in the same event e being assigned to the parasite node p , if $x = (p, e)$. The function updates the original input set A for each generated tree (Lines 13–14); the update always follows the pattern of removing some gates from the original input set. For example, the set $A_{i,L}$ at Line 9 (after the update for T_1) is not necessarily equal to $A_{i,L}$ at Line 7 (before the update).

Theorem 1. *The function ENUMERATE in Algorithm 1 correctly generates all E-equivalence classes of the input circuit in $O(n^3m)$ time delay, where $n = |V(H)|$ and $m = |V(P)|$.*

The proof of correctness is postponed as we will present a more general version of the same algorithm later in Section 3.3. The complexity can be analyzed as follows. In the worst case, before outputting the next equivalence class, one needs to rebuild the entire recursion tree. The recursion tree is formed by calls to the function RECURSE , and its size is exactly m (one call for each parasite node). For a given pair (x, A) , the number of child gates of A is $O(n^3)$, and these can be partitioned into local equivalence classes in linear time. All “removal by non reachability” operations can be done in time linear in the number of gates involved (the size of $A_{i,L}$, $A_{i,R}$, and B_i), which is always $O(n^3)$. The overall time delay is therefore $O(n^3m)$.

As we did for the V-equivalence relation, we can also answer the following questions for the E-equivalence relation: given an E-equivalence class (a node-labeled rooted tree), list one representative solution, or count the number of solutions of that class. We will solve these problems in a more general setting

Algorithm 1 Enumerate all E-equivalence classes

```

1: function RECURSE( $x, A$ )
2:   if  $A$  is a set of constant gates then
3:     yield ROOTEDTREE( $x, \text{EMPTY}, \text{EMPTY}$ )
4:   end if
5:    $B \leftarrow \text{ch}(A)$ 
6:   for each local equivalence class  $B_i \subseteq B$  with  $S(B_i) = (s_L, s_R)$  do
7:      $A_{i,L} \leftarrow \text{ch}_L(B_i)$ 
8:     for  $T_1$  in RECURSE( $s_L, A_{i,L}$ ) do
9:       Remove from  $B_i$  those that are non reachable from any element
    of  $A_{i,L}$ 
10:       $A_{i,R} \leftarrow \text{ch}_R(B_i)$ 
11:      for  $T_2$  in RECURSE( $s_R, A_{i,R}$ ) do
12:        Remove from  $B_i$  those that are non reachable from any ele-
    ment of  $A_{i,R}$ 
13:        Remove from  $A$  those that are non reachable from any element
    of  $B_i$ 
14:        yield ROOTEDTREE( $x, T_1, T_2$ )
15:      end for
16:    end for
17:  end for
18: end function

19: function ENUMERATE( $C$ )
20:   Partition the children of the output gate according to the signature
21:   for each pair  $(x, A)$  obtained do
22:     for  $T$  in RECURSE( $x, A$ ) do
23:       yield  $T$ 
24:     end for
25:   end for
26: end function

```

in Section 3.6, and until then concentrate on the problem of listing equivalence classes.

2.3.4 Other equivalence relations

The previous algorithm is interesting because it can be applied *as it is* to the two other equivalence relations we defined: one only needs to modify the definition of the signatures.

For the Strong-equivalence relation, the definition of the signatures is modified as follows: the signature of a (min)- or constant gate labeled by (p, h, e) is $(p, ?, e)$ if $e = \mathbb{S}$, otherwise it is (p, h, e) , where $?$ is special symbol that does not equal any host. For the Weak-equivalence relation, the signature of a gate (p, h, e) is $(p, ?, e)$ if $e = \mathbb{S}$, otherwise it is $(p, h, \overline{\mathbb{S}})$, where $\overline{\mathbb{S}}$ is a special symbol

for non-host-switch event.

2.4 Experimental results

To evaluate the usefulness of the equivalence classes in practice, we obtained 20 real datasets from the literature. The choice of the datasets was motivated by the goal to cover many different situations (such as different sizes of the trees, different contexts (such as the genes/species one that has been shown to be very closely related to the hosts/parasites context, see for instance [20, 31], different topologies, etc.). We also chose five cost vectors (c_{cosp} , c_{dup} , c_{switch} , c_{loss}) from the literature, namely $(-1, 1, 1, 1)$ (maximizes the cospeciation), $(0, 1, 1, 1)$ (minimizes the events that lead to incongruencies between the tree topologies), $(0, 1, 2, 1)$, $(0, 2, 3, 1)$ (host-switches are more penalized), and $(0, 1, 1, 0)$ which is a vector chosen only for theoretical purposes and does not penalize cospeciations and losses.

The goal of the first set of experiments we did is to check that when the number of all optimal solutions is large, the number of equivalence classes is significantly smaller. To this purpose, we ran the algorithm on all the datasets with all the five cost vectors, and for each case, we computed the number of optimal solutions and the number of equivalence classes. As the Weak- and the Strong-equivalences behaved similarly in practice, we present only the results concerning the V-equivalence, the E-equivalence and the Strong-equivalence relations. For each instance (i.e. dataset and cost vector) having at least 50 optimal reconciliations, we computed for each equivalence class a value that we called *Reduction* and which is equal to the number of equivalence classes over the total number of solutions. For visualization purposes, we rounded the Reduction value up to 5 decimal places. In Figure 5, each x coordinate corresponds to an instance, and for each instance we have three points that correspond to the three equivalence classes. It is clear that the blue points corresponding to the V-equivalence classes are all below the value of 0.2, and in most of the cases, the number of event vectors is less than 0.001% of the total number of optimal solutions. As expected, the V-equivalence is the one that leads usually to a small number of classes, while the Strong-equivalence is the one leading to a larger number.

We show now that the equivalence classes not only allow us to reduce the number of reconciliations to consider, but also provide useful information about the set of optimal reconciliations. In Table 1, we present the detailed results obtained for only four representative datasets and the five cost vectors. We see that even when the number of optimal solutions remains too large, the number of event vectors can be very low.

For example, consider the dataset FD that consists in a host tree of 20 taxa corresponding to species of fish and a tree of their parasites *Dactylogyrus* of 51 taxa [3, 29]. For the cost vector $(0, 1, 1, 1)$ that is commonly used in the literature, we have 25184 optimal solutions which are impossible to be analyzed manually. However, we see that the number of event vectors is only 11: $(9, 17, 24, 2)$, $(9, 16, 25, 2)$, $(7, 16, 27, 0)$, $(7, 17, 26, 0)$, $(7, 18, 25, 0)$, $(8, 16, 26, 1)$,

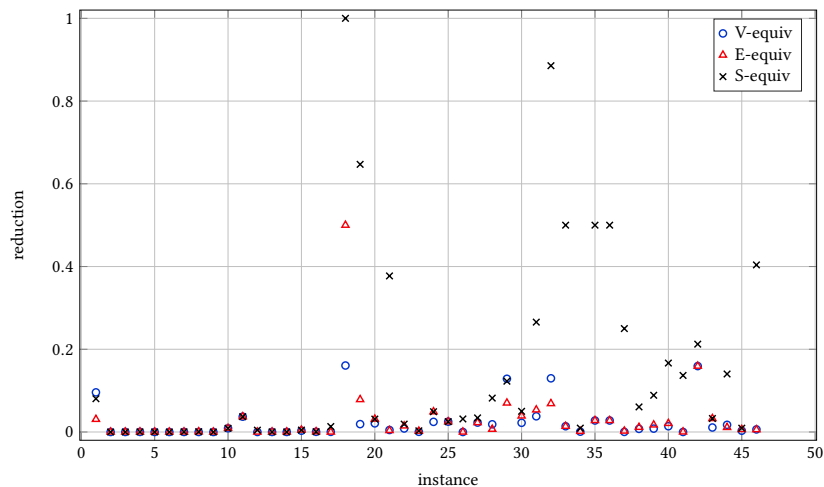


Figure 5: In the x -axis, we have all 46 instances (i.e. the pairs of datasets and cost vectors) and in the y -axis, we have the Reduction value that is equal to the number of equivalence classes over the total number of solutions. For each instance, we plot three points: the blue circle, the red triangle, and the black X, corresponding respectively to the V-, E-, and Strong-equivalence relations

(8, 18, 24, 1), (10, 16, 24, 3), (10, 17, 23, 3), (8, 17, 25, 1), (9, 18, 23, 2). The vectors are very similar and indicate that the parasites have a strong capacity to change hosts (a high number of host-switches) while the hosts have a strong capacity to retain their parasites (low number of losses). Moreover, as the number of cospeciations is lower than the number of duplications, this indicates that, for this cost vector, the parasites evolve faster than their hosts.

As concerns now the dataset of *Wolbachia* and their arthropod hosts [24, 23] where each tree has 387 leaves, all the cost vectors considered lead to a number of optimal solutions that is at least $\approx 10^{42}$ which is thus impossible to list. However even here, in all cases there are only a small number of optimal event vectors. By listing and analyzing all of them, one can see that the dataset can be explained by a large number of host-switches and of cospeciations, and that there have probably been no duplication. This already gives an idea of the variety of the solutions obtained and is thus helpful in drawing conclusions about the co-evolutionary history of this association.

Finally, the implementation is quite efficient in practice, as for example for the cost vector $(-1, 1, 1, 1)$, to list all the optimal event vectors, it took 0.8 second for the dataset FD, and around 8 minutes for the dataset of *Wolbachia* and their arthropod hosts on a single thread of a Intel Core i5-3380M (2.90GHz) CPU.

Dataset	$ L(H) $	$ L(S) $	Cost vector	$ R $	$ \mathcal{V}_{\text{eq}} $	$ \mathcal{E}_{\text{eq}} $	$ \mathcal{S}_{\text{eq}} $
PP [14]	36	41	(-1, 1, 1, 1)	144	2	2	72
			(0, 1, 1, 1)	5120	4	8	48
			(0, 1, 2, 1)	72	2	2	36
			(0, 2, 3, 1)	72	2	2	36
			(0, 1, 1, 0)	498960	134	1152	124740
FD [3, 29]	20	51	(-1, 1, 1, 1)	944	8	14	18
			(0, 1, 1, 1)	25184	11	52	72
			(0, 1, 2, 1)	408	10	20	20
			(0, 2, 3, 1)	80	2	2	2
			(0, 1, 1, 0)	$\approx 10^{15}$	2146	54336	$\approx 10^{14}$
COG4964 [26]	100	27	(-1, 1, 1, 1)	36	1	1	1
			(0, 1, 1, 1)	224	2	2	2
			(0, 1, 2, 1)	36	1	1	1
			(0, 2, 3, 1)	54	2	2	2
			(0, 1, 1, 0)	8586842	376	64	38104
<i>Wolbachia</i> [24, 23]	387	387	(-1, 1, 1, 1)	$\approx 10^{47}$	10	4080	24192
			(0, 1, 1, 1)	$\approx 10^{48}$	11	40960	76800
			(0, 1, 2, 1)	$\approx 10^{47}$	10	4080	24192
			(0, 2, 3, 1)	$\approx 10^{42}$	7	96	1152
			(0, 1, 1, 0)	$\approx 10^{136}$	–	$\approx 10^{27}$	–

Table 1: The number of equivalence classes for each dataset and each cost vector (c_c, c_d, c_s, c_l) . The columns indicate: $|L(H)|$ and $|L(S)|$, the number of leaves of the host (species) tree and parasite (gene) tree, $|R|$ the number of optimal solutions, $|\mathcal{V}_{\text{eq}}|$ the number of different V-equivalence classes, $|\mathcal{E}_{\text{eq}}|$ the number of different E-equivalence classes, $|\mathcal{S}_{\text{eq}}|$ the number of different Strong-equivalent classes. The dash indicates that the counting of the equivalence classes did not finish.

3 Second part: General trees

In this section, we present the problem in the more general context where the input is a tropical circuit that models the computation of some function f to be optimized. This circuit could have been given directly, or pre-computed using a dynamic programming algorithm. Such a circuit needs to verify a property, which is that it must be *decomposable*. This property will be properly defined below, as will be the notion of local equivalence on the gates of the circuit that will allow for an efficient enumeration of the equivalence classes of optimal solutions. Such classes represent subcircuits of the circuit. It is worth observing already here that the notion of decomposable tropical circuit that will be used in this section is closely related to what has been called in the literature *Decomposable Negation Normal Forms* (DNNFs) [7]. We will come back to this later in the next section where further applications, different from the one presented in Section 2, will be mentioned.

Finally, for the reader who, instead of coming directly from the introduction to this section, read first Section 2, we indicate here that we will be adding in a couple of places a reference to points presented in Section 2. We present those in brackets instead of in parentheses so as not to distract the reader who came

directly from the introduction to the present section and who therefore does not need to pay attention to what the brackets contain.

3.1 Dynamic programming formalism

3.1.1 Tropical circuits

Let $f : U \rightarrow \mathbb{R} \cup \{\infty\}$ be a function where U is the *space of cells*. The cells are the computation states considered by a dynamic programming algorithm for one particular instance. The interpretation is then that, for $u \in U$, the value $f(u)$ gives the optimal value in a dynamic programming subproblem [for example, for the PHYLOGENETIC TREE RECONCILIATION, the space U is $V(P) \times V(H) \times \mathcal{E}$].

We assume that the computation of f can be modeled by a circuit (directed acyclic graph) C on the min-plus semiring $\mathcal{R} = (\mathbb{R} \cup \{\infty\}; \min, +)$ also called tropical semiring. The circuit itself (after removing some unnecessary gates) can be used to represent the set of optimal solutions of an instance in a compact way. We assume that the circuit C has the following properties. The constant gates of C represent the initial terms of the recurrence relations computing f and are each labeled by a cell $u \in U$. Each further term of f is represented by a (min)-gate, also labeled by a cell $u \in U$, whose children (in-neighbors) are (+)-gates all outputting the same value. Each (+)-gate has one unique out-neighbor; the children of a (+)-gate are a set of constant or (min)-gates representing the previous terms of f . The output gate is a special gate whose children are constant or (min)-gates. We denote a constant or (min)-gate by the letter α , and denote a (+)-gate by the letter β . We use the letter A to denote a set containing (min)- and constant gates, and the letter B to denote a set containing (+)-gates.

Depending on the problem at hand, the min operator can be easily replaced by max, and the (+)-operator can have varying arity. The size of the circuit can be measured by its tree-size m , width n , and breadth k , respectively the maximum size of any complete subcircuit, the maximum number of any (min)- or constant gate at a given distance away from the output gate, and the maximum number of children of any (+)-gate. The circuits for recurrence relations written with a succession of min operators can be transformed into one with alternating (min)- and (+)-gates at the cost of adding a small number of gates (linear in the original number of gates). We will assume for the remaining part of this paper that all considered circuits have this structure.

3.1.2 Decomposability

In a dynamic programming problem, we usually have the following property: an optimal solution can be seen as the combination of optimal solutions on *disjoint* subproblems. In terms of a tropical circuit, every (+)-gate is *decomposable*:

Definition 9. *Let C be an \mathcal{R} -circuit. If α is a gate, we call the subcircuit rooted at α the circuit $C|_\alpha$ obtained from C by deleting every gate from which α cannot be reached along a directed path. A (+)-gate β with children $\{\alpha_1, \alpha_2, \dots, \alpha_k\}$ is*

decomposable if for all $1 \leq i < j \leq k$, the subcircuits rooted at α_i and at α_j do not share any common gate: $V(C|_{\alpha_i}) \cap V(C|_{\alpha_j}) = \emptyset$.

A tropical circuit in which every (+)-gate is decomposable is itself called decomposable. It is easy to see that any complete subcircuit of a decomposable tropical circuit C is a rooted tree (as a subgraph of C), such that the gates on each path from a leaf (constant gate) to the root alternate between (+)-and min.

3.1.3 Solutions as complete subcircuits

A *solution* of an instance with tropical circuit C is by definition a complete subcircuit of C , i.e. the subcircuit obtained by traversing from one child of the output gate, ending in constant gates, while choosing one child of each visited (min)-gate and all children of each visited (+)-gate [see Definition 4 in Section 2.2.4]. The intuition behind the definition is the fact that the children of a (min)-gate represent equal-valued optimal solutions of the same subproblem and only one of them should be chosen at a time, whereas the children of a (+)-gate represent components of the same optimal solution of a subproblem and must be chosen all together.

Given a tropical circuit, it is easy to count the number of complete subcircuits and list them. A simple top-down backtrack algorithm could be used for both problems. If we refer back to the context of dynamic programming, an example can be found in [8].

3.2 Equivalence relation

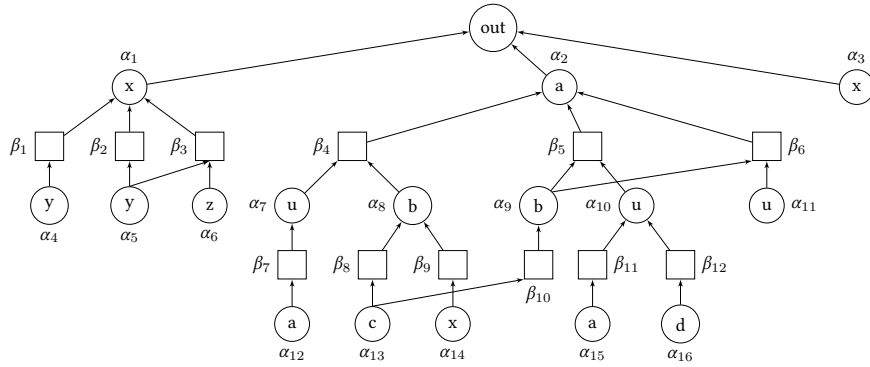
Signature function Consider a fixed instance of some dynamic programming problem, and call C the corresponding decomposable tropical circuit. On the set of all constant and (min)-gates in C , we are given a function s mapping a gate α to its *signature* $s(\alpha)$ in some signature space, and we say that the gate α *emits* the signature $s(\alpha)$. The only property that the function s must verify is the following: for any (+)-gate β in C , any two children of β do not emit the same signature. One simple way to define such a function is to define it on the space U of dynamic programming cells with which the gates are labeled. The function s will serve as the basis for defining a “local equivalence” on gates in C , which induces an equivalence relation on the set of complete subcircuits of C , which we describe next via a “quotient transformation” π .

Quotient transformation Each solution of the dynamic programming problem, or a complete subcircuit of C , is a rooted tree T_0 where each (min)-gate (except for the root) has in-degree and out-degree one. In T_0 , all (min)- and constant gates emit a signature, and the (+)-gates do not emit a signature. Consider the tree T obtained by identifying each (+)-gate in T_0 with its unique out-neighbor (a (min)-gate). Then each gate in T emits a signature. In other words, T is fully node-labeled. The transformation from a complete subcircuit

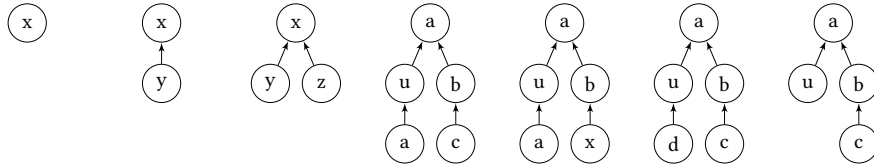
T_0 of C into a fully node-labeled tree T is denoted by $T = \pi(T_0)$. The tree T is simply called the *quotient* of T_0 .

Equivalence class We say that two complete subcircuits of C are equivalent if their quotients, i.e. their images under π are the same node-labeled rooted trees. By abuse of language, we call such a node-labeled rooted tree T an *equivalence class* of the complete subcircuits of C , or in short, an equivalence class of C . Moreover, we say that a complete subcircuit (or a solution) T_0 *belongs to* the class $\pi(T_0)$. The set of all complete subcircuits of C belonging to a class T is denoted by $\pi^{-1}(T)$. See Figure 6 for an example of a circuit and its equivalence classes.

The EQUIVALENCE CLASS ENUMERATION PROBLEM can be formulated as follows: Given a decomposable tropical circuit C and a signature function s on the set of constant and (min)-gates of C , enumerate all equivalence classes of C .



(a) An example of a decomposable tropical circuit C . Squares with plus sign are (+)-gates. Circles are min, constant or output gates. The signatures are written inside the (min)- and constant gates. Each gate is labeled by a Greek letter α or β with subscript; the labels are used later in Figure 7.



(b) All seven equivalence classes of C . The number of solutions belonging to each class is respectively: 1, 2, 1, 2, 1, 1, 1.

Figure 6: Example of a decomposable tropical circuit and its set of equivalence classes.

3.3 General algorithm

An equivalence class enumerated by the algorithm will be a node-labeled rooted tree. The labels are values of the function s . We use the following two basic operations: $\text{NEWROOT}(x)$, which creates a single node labeled by x , $\text{ADDCHILD}(T_1, T_2)$, which adds T_2 as a child to the root of T_1 .

In Algorithm 2, we use the **yield** statement instead of the more commonly used **return** statement: both mean returning something from the function, but **yield** does it without halting the function. The algorithm is composed of two recursive functions RECURSE and CARTESIAN . Each function takes as one of the input objects a set of gates in the circuit C . Recall that we use the letter A to denote a set containing (min)- and constant gates, and the letter B to denote a set containing (+)-gates; the notation ch is extended naturally to a set of gates A or B , meaning the union of the children of the gates in the set. The *depth* of a gate α (or β) in C is the distance (number of gates minus one) of any path from α to the output gate. In particular, the children of the output gate have depth 0.

The function RECURSE takes as input a pair (x, A) satisfying the following condition: A contains (min)- and constant gates at the same depth, all emitting the same signature x . The function then first deals with the case where A contains at least one constant gate, and in this case it generates a single node labeled by x . Then the children $B := \text{ch}(A)$ of A are considered, which is necessarily a set of (+)-gates. Calls to the second recursive function CARTESIAN are made for each *locally equivalent set* B_i , a subset of B , defined as follows: two (+)-gates in B are locally equivalent if the set of signatures emitted by their children are equal. We also introduce the following notations for a locally equivalent set B_i : $S(B_i)$ is the set of signatures emitted by the children of any gate in B_i , $N(B_i)$ is the cardinality of $S(B_i)$, and finally, $S_j(B_i)$ (Lines 19–20) is the j -th signature in $S(B_i)$, for an arbitrarily fixed ordering.

It is important to observe that the sets A or B_i in the input of the two functions are updated, i.e. some gates are removed from the original set, **for each generated tree**. The set of gates associated to a particular output is always computed in the line just before the **yield** statement, and the update always follows the pattern of removing some elements from the **original** input set. For example, in RECURSE , the set B_i at Line 9 (after getting updated inside the CARTESIAN call) is not necessarily equal to the set B_i at Line 7 (after the update), even though this is not made explicit by the notation. For a similar reason, the set A at Line 9 is always equal to the original input set, whether or not Line 3 has been executed.

The trace of recursive calls starting from $\text{ENUMERATE}(C)$, for the circuit C shown in Figure 6(a), is illustrated in Figure 7.

3.4 Proof of correctness

Let C be a decomposable tropical circuit. Let A be a set of (min)- and constant gates at the same depth d in C all emitting the signature x . The *circuit induced*

Algorithm 2 Enumerate all equivalence classes

```
1: function RECURSE( $x, A$ )
2:   if  $A$  contains a constant gate then
3:     Remove from  $A$  all (min)-gates
4:     yield NEWROOT( $x$ )
5:   end if
6:    $B \leftarrow \text{ch}(A)$ 
7:   for each locally equivalent set  $B_i \subseteq B$  do
8:     for  $T$  in CARTESIAN( $x, N(B_i), B_i$ ) do
9:       Remove from  $A$  those that are non reachable from any element of
10:       $B_i$ 
11:       yield  $T$ 
12:     end for
13:   end for
14: function CARTESIAN( $x, j, B_i$ )
15:   if  $j \leq 0$  then
16:     yield NEWROOT( $x$ )
17:   else
18:     for  $T_1$  in CARTESIAN( $x, j - 1, B_i$ ) do
19:        $A_{i,j} \leftarrow \{\alpha \in \text{ch}(B_i) \text{ such that } s(\alpha) = S_j(B_i)\}$ 
20:       for  $T_2$  in RECURSE( $S_j(B_i), A_{i,j}$ ) do
21:         Remove from  $B_i$  those that are non reachable from any ele-
22:         ment of  $A_{i,j}$ 
23:         yield ADDCHILD( $T_1, T_2$ )
24:       end for
25:     end for
26:   end if
27: function ENUMERATE( $C$ )
28:   Partition the children of the output gate according to the signature
29:   for each pair  $(x, A)$  obtained do
30:     for  $T$  in RECURSE( $x, A$ ) do
31:       yield  $T$ 
32:     end for
33:   end for
34: end function
```

by A , denoted by C/A , is a circuit obtained from C by re-attaching the output gate such that its children become A . The complete subcircuits of C/A can be seen as complete subcircuits of C “cut off” from a gate in A at depth d . Since any complete subcircuit of C/A starts from a gate in A , the equivalence classes

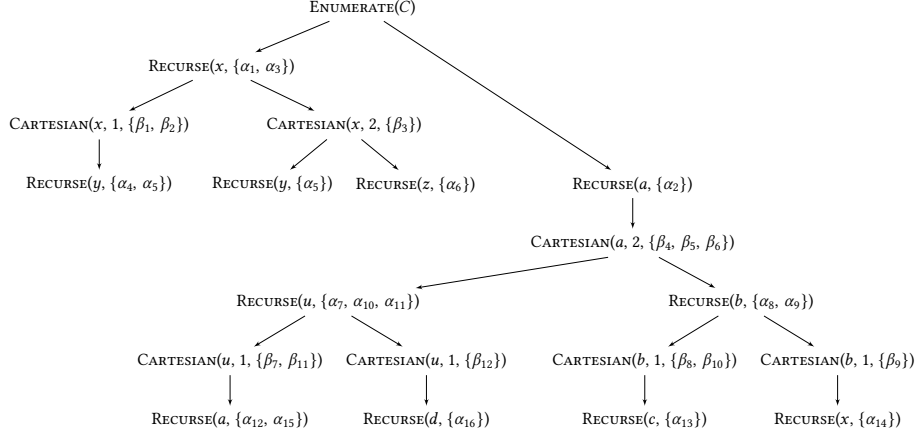


Figure 7: Trace of recursive calls for the circuit shown in Figure 6(a). Calls of CARTESIAN on itself are omitted.

of C/A all have the root signature x . The equivalence classes of C/A are called the *equivalence classes induced by A* .

If T is an equivalence class of C (or of C/A for some A), we denote by $\pi^{-1}(r(T))$ the root gates of all complete subcircuits of C belonging to the class T . We denote by $S(r(T))$ the set of signatures of the children of the root of T . If T has only one single node, $S(r(T)) = \emptyset$. If $0 \leq j \leq |S(r(T))|$, the j -*partial equivalence class* of T is obtained from T by removing some children of the root, in such a way that the set of signatures of its children consists of the first j elements of $S(r(T))$. Every class T has a 0-partial equivalence class which is a single node (the root with all children removed). The $|S(r(T))|$ -partial equivalence class of T is equal to T itself.

Lemma 1. *Let C be a decomposable tropical circuit. Let A be a set of (min)- or constant gates at depth $d \geq 0$ in C all emitting the signature x .*

1. $\text{RECURSE}(x, A)$ generates all equivalence classes induced by A .
2. Let B_i be a locally equivalent set of $\text{ch}(A)$. $\text{CARTESIAN}(x, j, B_i)$ generates all j -partial classes of all classes T_0 induced by A such that $S(r(T_0)) = S(B_i)$ (or, equivalently, $\text{ch}(\pi^{-1}(r(T_0)))$ is a subset of B_i).

Proof. By bottom-up induction on d . We prove additionally that, for each equivalence class T induced by A generated at Line 4 or 10, the updated set A verifies $A = \pi^{-1}(r(T))$.

If A only contains constant gates, $\text{RECURSE}(x, A)$ generates one single class induced by A , which is a tree having a single root node emitting x . If A contains some constant gates, this tree is necessarily an equivalence class induced by A ,

and the update on A at Line 3 is trivial. Suppose that A only contains (min)-gates. For a fixed d , suppose that (1) is true for any set of gates at a depth larger than d .

We prove (2) by induction on j . We prove additionally that, for each j -partial class of some class T_0 induced by A generated at Line 22, the updated set B_i verifies $B_i = \text{ch}(\pi^{-1}(r(T_0)))$.

When $j = 0$, (2) is true since there is only one 0-partial class. When $j = 1$, all 1-partial classes are precisely all equivalence classes induced by $A_{i,1}$ (Line 19) augmented by a root emitting x , and the induction hypothesis on d applies because $A_{i,1}$ is a set of gates at depth $d + 2$. The correctness of the update made on B_i in this case is easy to check.

Extending from a $(j - 1)$ -partial class T_1 , Lines 19–22 describe precisely all possible ways to obtain a j -partial class of some class T_0 induced by A while maintaining $S(r(T_0)) = S(B_i)$. Once again, the induction hypothesis on d applies for $A_{i,j}$. For each T_2 , the state of $A_{i,j}$ at Line 20 corresponds exactly to $\pi^{-1}(v)$, where v is the child of $r(T_0)$ emitting the j -th signature. Hence, updating B_i as in Line 21 ensures that B_i remains equal to $\text{ch}(\pi^{-1}(r(T_0)))$. Observe that B_i cannot become empty (which would not be guaranteed if the input circuit was not decomposable). This completes the induction on j .

When $j = N(B_i)$, $\text{CARTESIAN}(x, N(B_i), B_i)$ generates all equivalence classes T_0 induced by A such that $S(r(T_0)) = S(B_i)$. It is clear that the set of all classes T induced by A can be partitioned according to their $S(r(T))$. Lines 7–8 enumerate all such T by going through all possible $S(r(T))$. The correctness of updating A for each T follows directly from the fact that B_i is equal to $\text{ch}(\pi^{-1}(r(T_0)))$ which was proven previously. \square

Theorem 2. *The function ENUMERATE in Algorithm 2 correctly generates all equivalence classes of the input circuit.*

Proof. All equivalence classes can be partitioned according to the signature of the root, that is the signature of a child gate of the output gate. For each x , the set of equivalence classes of the input circuit C with root signature x is exactly the set of equivalence classes induced by A , where A is the set of (min)- and constant gates emitting x at depth 0 (children of the output gate). The correctness follows from applying (1) of Lemma 1. \square

3.5 Complexity

We mentioned previously that the size of the circuit C can be measured by its tree-size m , width n , and breadth k , representing respectively the maximum size of any complete subcircuit, the maximum number of any (min)- or constant gate at a given distance away from the output gate, and the maximum number of children of any (+)-gate. Depending on the dynamic programming problem instance from which the circuit originates, the parameters m , n , and k are typically constants or bounded by a polynomial of the instance size. The parameters m and n are the dimensions of what we call typically the dynamic programming matrix. [For an instance (H, P, σ) of the PHYLOGENETIC TREE

RECONCILIATION problem, the tree-size of the circuit is exactly $|V(P)|$; the width is $O(|V(H)|^3)$; the breadth is equal to 2.]

Theorem 3. *The function ENUMERATE in Algorithm 2 generates all equivalence classes of the input circuit C using $O(mnk)$ time delay, where m , n , and k are respectively the tree-size, width, and breadth of C .*

Proof. In Algorithm 2, the only pre-processing step before generating equivalence classes is the partitioning of the children of the output gate when we call $\text{ENUMERATE}(C)$: this step can be done in $O(n)$ time, as the output gate has at most n children.

Each call of $\text{RECURSE}(x, A)$, where A is a set of (min)- and constant gates at depth 0, generates a certain number of equivalence classes. Independently of the depth, the set B of child gates has size at most n ; the partitioning of B into locally equivalent sets can be done in $O(n)$ time; removing elements from A by non-reachability from B_i also needs only $O(n)$ time. From this, we can deduce that the maximum time delay between the output of two equivalence classes is determined by the time needed for switching from one locally equivalent set B_i to the next, in other words, the time needed for backtracking from the “bottom” of the tree of recursive calls back to the “top” call of $\text{CARTESIAN}(x, N(B_i), B_i)$ (see Figure 7). Here, “bottom” means a set of RECURSE nodes that are children of the same CARTESIAN node, and at which the recursion terminates (the function RECURSE stops making further recursive calls when the input set A only contains constant gates).

The time needed for backtracking can be computed as follows. The backtracking tree contains $O(m)$ RECURSE nodes and $O(m)$ CARTESIAN nodes. Each RECURSE node requires $O(n)$ additional computation time, and each CARTESIAN node requires $O(kn)$ additional time (this is because CARTESIAN also calls itself $O(k)$ times). The time needed for backtracking the entire tree is therefore $O(mnk)$. \square

3.6 Related problem: Restrict the circuit to an equivalence class

We present an algorithm that, given a decomposable tropical circuit C and an equivalence class T of C , constructs a circuit C^T such that its set of complete subcircuits is equal to $\pi^{-1}(T)$, i.e. the set of complete subcircuits of C that belong to the class T . A circuit satisfying this property is called a *restricted circuit of C to the equivalence class T* . Once we obtain a restricted circuit to the class T , we can easily answer the following questions (by applying the same method as for the unrestricted circuit C): counting the number of complete subcircuits belonging to the class T , listing one or all complete subcircuits that belong to the class T .

We recall first some notations: the set $S(\beta)$, where β is a (+)-gate, is the set of signatures of the children of β in C ; the set $S(v)$, where v is a node in T , is the set of signatures of the children of v . The algorithm, shown in

Algorithm 3, relies on two recursive functions VISITA and VISITB, both taking as input a gate in C and a node v in T . The algorithm uses the REQUIRE statement to specify the preconditions that must verify the two parameters of the two VISIT functions; it can be checked by inspection that these conditions are always satisfied whenever the functions are called. The algorithm performs an operation called MARK on the gates in C . All gates are initially unmarked; the MARK operation changes the state of a gate into marked. The main function RESTRICTCIRCUIT(C, T) returns a circuit C^T containing only the marked gates. We claim that the returned circuit C^T is a restricted circuit of C to the class T .

Algorithm 3 Restrict the circuit to an equivalence class

```

1: function VISITA( $\alpha, v$ )
Require:  $s(\alpha) = s(v)$ 
2:   if  $\alpha$  is a constant gate and  $v$  is a leaf then
3:     MARK( $\alpha$ )
4:   return
5:   end if
6:   for  $\beta \in \text{ch}(\alpha)$  such that  $S(\beta) = S(v)$  do
7:     VISITB( $\beta, v$ )
8:   end for
9:   if at least one child  $\beta$  of  $\alpha$  is marked then
10:    MARK( $\alpha$ )
11:   end if
12: end function

13: function VISITB( $\beta, v$ )
Require:  $S(\alpha) = S(v)$ 
14:   for  $\alpha_i \in \text{ch}(\beta)$  do
15:      $v_i \leftarrow$  the unique child of  $v$  emitting the signature  $s(\alpha_i)$ 
16:     VISITA( $\alpha_i, v_i$ )
17:   end for
18:   if all children  $\alpha_i$  of  $\beta$  are marked then
19:     MARK( $\beta$ )
20:   end if
21: end function

22: function RESTRICTCIRCUIT( $C, T$ )
23:   MARK(out)
24:   for all children  $\alpha$  of the output gate such that  $s(\alpha) = s(r(T))$  do
25:     VISITA( $\alpha, r(T)$ )
26:   end for
27:   return the circuit  $C^T$  obtained from  $C$  by removing all unmarked gates
28: end function

```

Recall that the quotient transformation π takes a complete subcircuit T_0 and

returns a node-labeled tree T . Under the transformation π , every (min)-gate α and its unique child β in T_0 are both identified with the same node v in T such that $s(v) = s(\alpha)$ and $S(v) = S(\beta)$. When T_0 is fixed, we extend the notation π to the set of gates in T_0 and write $\pi(\alpha) = \pi(\beta) := v$.

For a gate to be marked, it has to be “visited” by one of the two VISIT functions. The next lemma says that the recursion tree of VISIT functions does not miss any gate that must be contained in any restricted circuit of C to T .

Lemma 2. *Let T_0 be a complete subcircuit C such that $\pi(T_0) = T$. For every constant or (min)-gate α in T_0 there is a call VISITA($\alpha, \pi(\alpha)$), and for every (+)-gate β in T_0 there is a call VISITB($\beta, \pi(\beta)$).*

Proof. By top-down induction. The root gate α of T_0 is visited in VISITA($\alpha, r(T)$) (Line 25) since it has the correct signature. In the induction step we separate two cases. For a non-root constant or (min)-gate α in T_0 , suppose that the parent β is visited in VISITB($\beta, \pi(\beta)$). Then α is visited (Line 16), and the second parameter is indeed $\pi(\alpha)$. In the other case, for a (+)-gate β in T_0 , suppose that the parent α is visited in VISITA($\alpha, \pi(\alpha)$). Since we have $\pi(\beta) = \pi(\alpha)$ and $S(\pi(\alpha)) = S(\beta)$, the condition at Line 6 is satisfied and β is visited in VISITB($\beta, \pi(\beta)$). \square

Proposition 1. *The circuit C^T returned by RESTRICTCIRCUIT(C, T) is a restricted circuit of C to the equivalence class T .*

Proof. We need to prove that the set of complete subcircuits of C^T is equal to $\pi^{-1}(T)$, i.e. the set of complete subcircuits of C that belong to the class T .

First direction We show that any complete subcircuit of C^T is also a complete subcircuit of C , and that it belongs to the class T . The output gate is marked; for every marked (min)-gate, at least one child is marked (Line 9); for every marked (+)-gate, all its children are marked (Line 18). A complete subcircuit of C^T is thus a complete subcircuit of C . For a given complete subcircuit T_0 of C^T , consider the recursion tree of the VISIT function calls during which the gates in T_0 are marked. By the preconditions of the VISIT functions ($s(\alpha) = s(v)$ and $S(\beta) = S(v)$), the quotient transformation $\pi(T_0)$ is equal to the tree formed by the values of the second parameter v in this recursion tree. The latter is simply equal to T (we start with the root of T , then visit each child of the current node), so we have $\pi(T_0) = T$. Therefore, every complete subcircuit of C^T belongs to the class T .

Second direction Let T_0 be a complete subcircuit of C such that $\pi(T_0) = T$, we show that every gate in T_0 is marked, by bottom-up induction. By Lemma 2, any constant gate α in T_0 is visited in VISITA($\alpha, \pi(\alpha)$), thus α is marked (Line 3) because $\pi(\alpha)$ is necessarily a leaf. For the induction step we separate two cases. Let α be a (min)-gate in T_0 , and suppose that all gates in T_0 at a larger depth are marked. By the same lemma, α is visited. Then α is marked at Line 10, since exactly one child of α is in T_0 and is thus marked. In the other case, let

β be a (+)-gate in T_0 and suppose that all gates in T_0 at a larger depth are marked. By the lemma, β is visited. Then β is marked at Line 19 because all children of β are in T_0 and are thus marked. This completes the proof. \square

4 Other applications, in the same or a more general context

We present in this section further examples of application of the methodological results presented in the paper. The second more general one moreover illustrates in more detail the link indicated at the introduction of Section 3 between what has been presented in this paper and Decomposable Negation Normal Forms (DNNFs), or more generally to boolean decomposable circuits.

4.1 Tree alignment

A *sequence* is a string over some alphabet Σ . A white space is viewed as an additional symbol and is denoted by “-”. A *metric* M is a function assigning a positive integer to all pairs of symbols from $\Sigma_1 := \Sigma \cup \{-\}$, and satisfying the properties of identity, symmetry, and triangle inequality. An *alignment* of two sequences s_1 and s_2 is obtained by inserting white spaces into or at either end of s_1 and s_2 , such that the two resulting sequences s'_1 and s'_2 are of the same length ℓ . The *value* of this alignment under a metric M is the sum $\sum_{i=1}^{\ell} M(s'_1(i), s'_2(i))$. The optimal alignment of two sequences is the problem of seeking an alignment that minimizes the value over all possible alignments; this minimum value is called the *edit distance* between the two sequences.

A full labeling of a tree is a function assigning sequences to all vertices of the tree. Similarly, a leaf-labeling is a function assigning sequences to the leaves. The cost of an edge (u, v) in a labeled tree is the edit distance between the labels at u and v . The cost of a labeled tree is the sum of the cost of its edges. The TREE ALIGNMENT problem asks to find a minimum-cost full labeling of a given leaf-labeled tree.

This problem, first proposed by Sankoff in 1975 [22], was shown to be NP-hard for all metrics, when the input leaf labeled tree is a rooted binary tree or a star [30, 9]. However, for the special case where any insertion or deletion is forbidden (i.e. aligning “-” with another symbol yields infinite cost), and where the leaf labeling assigns only sequences of the same length, the TREE ALIGNMENT problem can be solved easily by dynamic programming. The key is to notice that, in this case, the value of an alignment between two sequences is nothing but their weighted Hamming distance, thus the problem can be solved by looking at each position independently.

Let T be a tree (if unrooted, choose arbitrarily a root) and $\sigma : L(T) \rightarrow \Sigma_1$ a leaf-labeling with sequences of length 1 (a single symbol). Then the TREE ALIGNMENT problem can be solved using the following dynamic programming algorithm. For each node $v \in V(T)$ and each symbol $x \in \Sigma_1$, let $f(v, x)$ be the

minimum cost of a full-labeling on $T|_v$ in which x is assigned to v , then f can be computed as follows:

1. If v is a leaf,

$$f(v, x) = M(x, \sigma(v)). \quad (8)$$

2. Otherwise, v is an internal node with children v_1, \dots, v_k ,

$$f(v, x) = \min_{x_1, \dots, x_k \in \Sigma_1} \sum_{i=1}^k f(v_i, x_i) + M(x, x_i). \quad (9)$$

The minimum cost of a full labeling is $\min_{x \in \Sigma_1} f(r(T), x)$.

This dynamic programming algorithm is very similar to the algorithm for the PHYLOGENETIC TREE RECONCILIATION problem presented in Section 2, and the associated tropical circuit can be constructed in the same manner. Each pair (v, x) corresponds to a constant or (min)-gate depending on whether v is a leaf.

When analyzing the solution space, one can consider a subset of symbols to be equivalent: two full-labelings are equivalent if, for each node, they either assign the same symbol or two symbols in a subset $\Sigma_e \subseteq \Sigma_1$. This equivalence relation can be defined by the following signature function: for a constant or (min)-gate labeled by (v, x) , the signature is (v, x) if $x \notin \Sigma_e$, and is $(v, ?)$ if $x \in \Sigma_e$, where $?$ is a new special symbol. For example, in the protein alphabet $\{A, C, D, E, F, G, H, I, K, L, M, N, P, Q, R, S, T, V, W, Y\}$, one can consider for instance A and G to be equivalent because they have a similar structure and exhibit the same general chemical characteristics of their side chains (both are aliphatic). Note that the “merging” of a subset of symbols is only done after obtaining the solution space (the circuit), not as a pre-processing of the input: the results would be different if we modified the metric M so that it becomes restricted to a subset of symbols.

Similar signature functions can be defined by considering more than one subset of the alphabet to be equivalent (for example, A and G are equivalent, and C and S are equivalent). Furthermore, the equivalent subsets of symbols can be specific to each node v in the tree.

4.2 Equivalence classes enumeration in decomposable circuits

Although the results of this paper have been presented in the context of dynamic programming algorithms, they can be useful in a more general context. Indeed, Algorithm 2 takes as input a decomposable tropical circuit with signatures on its plus-gates and enumerates all equivalence classes (w.r.t the gates signatures) of complete subcircuits. If we forget about the meaning of the gates of the tropical circuit, we are dealing with a circuit with two types of gates, one for which we take one of its children in a complete subcircuit (min-gates) and one for which we must take all its children in a complete subcircuit (plus-gates). In a more

abstract way, it is convenient to think about the former as OR-gates and the latter as AND-gates. We then end up with a boolean circuit (without negation gates) or equivalently an acyclic AND-OR graph. A complete subcircuit C corresponds to a subcircuit containing the root of our circuit and for which every child of an AND-gate v belongs to C whenever v belongs to C , and exactly one child of an OR-gate v belongs to C whenever v belongs to C . In the context of boolean functions, our decomposability definition corresponds to the decomposability of AND-gates as it is defined for DNNFs. This kind of circuits is sometimes called Monotone Disjoint Boolean Circuits or Monotone Multilinear Boolean Circuits [21].

To have a good intuitive idea of the types of problems this kind of circuits could model, we can think about a gate as a set of conditions that should be satisfied. An AND-gate is then activated/satisfied if all its children are activated/satisfied while an OR-gate is activated/satisfied if at least one of its children is activated/satisfied. The goal is to satisfy/activate the root of our circuits. A complete subcircuit is then a(n) (inclusion-wise-)minimal set of gates that needs to be activated/satisfied to activate/satisfy the root. The decomposability property ensures that this set of gates necessarily forms a tree. The notion of complete subcircuit is very natural and has been defined under several names in the literature. It is sometimes called solution tree, derivation tree, solution subtree, parse graph, proof tree, accepting subtree, certificate, etc.

If we are given a circuit representing compactly a potentially very large number of trees, or the “solution space”, there are many ways to analyze such space. We can, for instance, sample uniformly at random a certain number of solutions, compute a mean or median solution, or compute some quantitative measures defined on the solution space. One may consult for instance [13, 19] in the case of the application discussed in Section 2, namely of co-evolution. The enumeration of equivalence classes is yet another way of analyzing or summarizing the solution space. Not only it might provide insight that could be difficult to obtain using other methods, it is also more intuitive in many cases: whereas the notion of median tree or distance between trees is often difficult to define, our algorithm only requires the definition of a signature function reflecting the local similarity/dissimilarity.

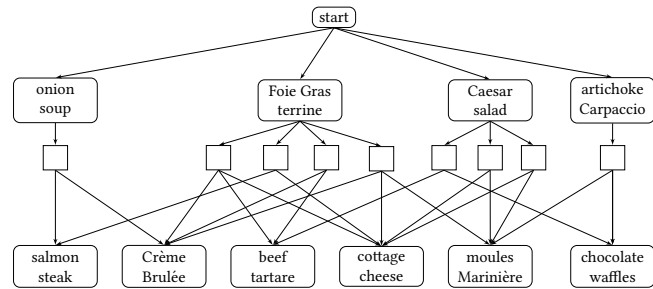
Algorithm 2 is then designed to handle some equivalences that may appear in real applications among the children of an OR-gate. We believe that this might be applied to many different real contexts.

As a first example, imagine that the circuit (or the AND-OR graph) represents a complex task precedence graph in a scheduling or in a pipeline-designing context. We are dealing with a set of tasks and each task may require other tasks to be completed before being able to be executed. We can model this set of constraints as a monotone boolean circuit where the root corresponds to the final task that needs to be executed, or if there is more than one final task, then we add a virtual AND-gate linking all final tasks that need to be executed. Here, an OR-gate means that in order to perform a specific task, we must have completed at least another one picked from a set of tasks. It is easy to think that in real contexts, we might have redundancies

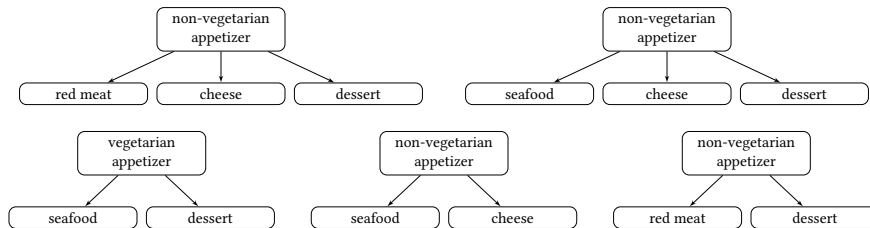
among those possible tasks. Imagine that this set of possible tasks is for instance { "execute A on machine_1", "execute A on machine_2", "execute B on machine_1", "execute B on machine_2" }. While all the four scenarios correspond to different tasks as they are modeled, one may want to consider "execute A on machine_1" and "execute A on machine_2" to be equivalent since they both represent the execution of A. By listing all potential minimal executions of the whole pipeline, one might probably not want to see both an execution with the task "execute A on machine_1" and another one identical with "execute A on machine_2" instead.

Another example in computational biology might be mentioned in the context of metabolic networks. A metabolic network represents the set of chemical reactions that occur in a cell. Two kinds of entities are present, the chemical compounds called metabolites and the chemical reactions that transform them. This can be modeled as a AND-OR graph where each reaction is represented by a AND-gate that links all its substrates (the chemical compounds that are needed so that the reaction may occur) and each metabolite is represented by an OR-gate linking all reactions for which the metabolite is a product (any reaction that is able to produce the metabolite). To produce a metabolite, at least one of its "input" reactions needs to be activated which in turn requires that all of its products need to be produced. One natural question is, given a target metabolite, and a set of source metabolites, what are the different minimal ways of producing the target from the sources [1, 2]? If the AND-OR graph rooted at the target metabolite and having as constant gates the set of source metabolites is acyclic (i.e. a circuit), then the complete subcircuits are exactly the answer to the question. Now several definitions of equivalence between metabolites might be naturally defined. We can for instance say that two different metabolites are equivalent if they are chemically close, if they come from the same pathway or if they have a similar biosynthetic potential (see for instance [18]). If we are dealing with a community of different species, a given compound is often present in many species and is usually modeled as different nodes in the network. We can then define an equivalence class as a set of gates (compounds) that correspond to the same metabolite.

Figure 8 is another, this time high-level example helping confused diners to summarize a mind-boggling menu, which uses an AND-OR graph to represent the intricate dependency between the dishes that can be ordered in a meal. Instead of the actual dishes, one might be simply interested in the categories to which the dishes belong. By defining a signature function assigning, for example, the signature "non-vegetarian appetizer" to both onion soup and artichoke Carpaccio, and the signature "dessert" to both Crme Brule and chocolate waffles, equivalence classes can be derived, indicating the categories of the dishes in each meal. From the equivalence classes (Figure 8(b)), one can draw quick conclusions such as that one cannot order red meat after a vegetarian appetizer, or order red meat and cheese without ordering dessert after a non-vegetarian appetizer.



(a) An example of a rather complicated restaurant menu, as an AND-OR graph. Squares with plus sign are AND nodes. Rectangles with rounded corners are OR nodes.



(b) All five equivalence classes.

Figure 8: Example of a restaurant menu and its set of equivalence classes.

5 Conclusion and perspectives

We presented in this paper an algorithm for doing what we called a *lazy listing* of all the solutions of a problem. By lazy we mean that we are able to list equivalence classes of solutions, or to list one representative per equivalence class, given an *a priori* definition of equivalence among the solutions.

We allowed the description of the approach to be explored by a reader either through an initial example of a problem motivated by biology, and more precisely by the study of the co-evolution of two sets of species, or by going directly to a general theoretical context. In both cases, the problem to be solved must lead to a tropical circuit. This circuit can be reached after an initial step of dynamic programming from the input problem, or itself represents the input.

The example motivated by biology allowed us to further show on some concrete examples that the number of solutions to be listed can decrease in a truly considerable way when we directly consider only one solution per class instead of all solutions. Indeed, for one instance, and one type of equivalence relation among solutions, the number went from 10^{42} to 96, or to 1152 if we consider a different relation that might be perceived as being more relevant from a biological point of view – still a very reduced number.

Many open questions remain, among the most interesting one is whether we can find similar approaches of directly listing in an efficient way the equiv-

alence classes of solutions or one representative per class in a context where the circuits given as input or obtained after some pre-processing step would be non-decomposable. Rather than relaxing the constraint on the general circuit structure, one question is whether it is possible to relax the constraints on the equivalence relations to consider more general ones. Indeed, in this paper, the equivalence relations over the solutions are derived from local equivalences between gates in the circuit. Being able to handle any equivalence relation defined *a priori* on the set of solutions remains a more challenging task. Another interesting question is whether it is possible to count the number equivalence classes without listing them. Notice that a result of the order of 10^{27} related to the dataset of *Wolbachia* was already indicated in Table 1, thus hinting that we can count the number of classes efficiently. However, the method we used though practical was not polynomial time in the input size.

References

- [1] Vicente Acuña, Paulo V. Milreu, Ludovic Cottret, Alberto Marchetti-Spaccamela, Leen Stougie, and Marie-France Sagot. Algorithms and complexity of enumerating minimal precursor sets in genome-wide metabolic networks. *Bioinform.*, 28(19):2474–2483, 2012.
- [2] Ricardo Andrade, Martin Wannagat, Cecilia C. Klein, Vicente Acuña, Alberto Marchetti-Spaccamela, Paulo V. Milreu, Leen Stougie, and Marie-France Sagot. Enumeration of minimal stoichiometric precursor sets in metabolic networks. *Algorithms Mol. Biol.*, 11:25, 2016.
- [3] Juan Antonio Balbuena, Raúl Míguez Lozano, and Isabel Blasco-Costa. Paco: A novel procrustes application to cophylogenetic analysis. *PLoS ONE*, 8(4):e61048, 2013.
- [4] Mukul S. Bansal, Eric J. Alm, and Manolis Kellis. Efficient algorithms for the reconciliation problem with gene duplication, horizontal transfer and loss. *Bioinformatics*, 28(12):i283–i291, 2012.
- [5] Florent Capelli and Yann Strozecki. On The Complexity of Enumeration. July 2017.
- [6] Michael A. Charleston. Jungles: a new solution to the host/parasite phylogeny reconciliation problem. *Mathematical biosciences*, 149:191 – 223, 1998.
- [7] Adnan Darwiche. Decomposable negation normal form. *J. ACM*, 48(4):608–647, 2001.
- [8] Beatrice Donati, Christian Baudet, Blerina Sinimeri, Pierluigi Crescenzi, and Marie-France Sagot. Eucalypt: efficient tree reconciliation enumerator. *Algorithms for Molecular Biology*, 10(1):3, 2015.

- [9] Isaac Elias. Settling the intractability of multiple alignment. In Toshihide Ibaraki, Naoki Katoh, and Hirotaka Ono, editors, *Algorithms and Computation*, pages 352–363, Berlin, Heidelberg, 2003. Springer.
- [10] Greg N. Frederickson and Donald B. Johnson. Generalized selection and ranking: Sorted matrices. *SIAM Journal on Computing*, 13(1):14–30, 1984.
- [11] Leslie Ann Goldberg. *Efficient algorithms for listing combinatorial structures*. PhD thesis, University of Edinburgh, UK, 1991.
- [12] Morris Goodman, John Czelusniak, G. William Moore, A. E. Romero-Herrera, and Genji Matsuda. Fitting the gene lineage into its species lineage, a parsimony strategy illustrated by cladograms constructed from globin sequences. *Systematic Zoology*, 28(2):132–163, 1979.
- [13] Katharina T. Huber, Vincent Moulton, Marie-France Sagot, and Blerina Sinimeri. Geometric medians in reconciliation spaces of phylogenetic trees. *Inf. Process. Lett.*, 136:96–101, 2018.
- [14] Jean-Pierre Hugot. Primates and their pinworm parasites: the Cameron hypothesis revisited. *Syst. Biol.*, 48(3):523–546, 1999.
- [15] David S. Johnson, Christos H. Papadimitriou, and Mihalis Yannakakis. On generating all maximal independent sets. *Inf. Process. Lett.*, 27(3):119–123, 1988.
- [16] Stasys Jukna. Lower bounds for tropical circuits and dynamic programs. *Theory of Computing Systems*, 57:160–194, 2014.
- [17] Diane Maclagan and Bernd Sturmfels. *Introduction to Tropical Geometry*, volume 161 of *Graduate Studies in Mathematics*. American Mathematical Society, Providence, RI, USA, 2015.
- [18] Franziska Matthus, Carlos Salazar, and Oliver Ebenhh. Biosynthetic potentials of metabolites and their hierarchical organization. *PLOS Computational Biology*, 4(4):1–13, 04 2008.
- [19] Ross Mawhorter and Ran Libeskind-Hadas. Hierarchical clustering of maximum parsimony reconciliations. *BMC Bioinformatics*, 20:612, 2019.
- [20] Roderic D. M. Page. Maps between trees and cladistic analysis of historical associations among genes, organisms, and areas. *Systematic Biology*, 43(1):58–77, 1994.
- [21] Ashok Kumar Ponnuswami and H. Venkateswaran. Monotone multilinear boolean circuits for bipartite perfect matching require exponential size. In Kamal Lodaya and Meena Mahajan, editors, *FSTTCS 2004: Foundations of Software Technology and Theoretical Computer Science*, pages 460–468, Berlin, Heidelberg, 2005. Springer Berlin Heidelberg.

- [22] David Sankoff. Minimal mutation trees of sequences. *SIAM Journal on Applied Mathematics*, 28(1):35–42, 1975.
- [23] Patrícia M. Simões. *Diversity and dynamics of Wolbachia-host associations in arthropods from the Society archipelago, French Polynesia*. PhD thesis, University of Lyon 1, France, 2012.
- [24] Patrícia M. Simões, Gladys Mialdea, Daphné Reiss, Marie-France Sagot, and Sylvain Charlat. Wolbachia detection: an assessment of standard PCR protocols. *Mol. Ecol. Resour.*, 11(3):567–572, 2011.
- [25] Imre Simon. Limited subsets of a free monoid. In *19th Annual Symposium on Foundations of Computer Science*, pages 143–150, Ann Arbor, MI, USA, USA, 1978. IEEE Computer Society.
- [26] Roman L. Tatusov, Michael Y. Galperin, Darren A. Natale, and Eugene V. Koonin. The COG database: a tool for genome-scale analysis of protein functions and evolution. *Nucleic Acids Research*, 28(1):33–36, 2000.
- [27] James C. Tiernan. An efficient search algorithm to find the elementary circuits of a graph. *Commun. ACM*, 13(12):722726, 1970.
- [28] Ali Tofigh, Michael Hallett, and Jens Lagergren. Simultaneous identification of duplications and lateral gene transfers. *IEEE/ACM Transactions on Computational Biology and Bioinformatics*, 8(2):517–535, 2011.
- [29] Andrea Šimková, Serge Morand, Edouard Jobet, Milan Gelmar, and Olivier Verneau. Molecular phylogeny of congeneric monogenean parasites (dactylogyrids): A case of intrahost speciation. *Evolution*, 58(5):1001–1018, 2004.
- [30] Lusheng Wang and Tao Jiang. On the complexity of multiple sequence alignment. *Journal of Computational Biology*, 1(4):337–348, 1994.
- [31] Nicolas Wieseke, Matthias Bernt, and Martin Middendorf. Unifying parsimonious tree reconciliation. In *Algorithms in Bioinformatics – 13th International Workshop, WABI 2013, Proceedings*, volume 8126 of *Lecture Notes in Computer Science*, pages 200–214, Berlin, Heidelberg, 2013. Springer.