

# Extending and Analyzing Self-Supervised Learning Across Domains

Bram Wallace and Bharath Hariharan

Cornell University  
bw462@cornell.edu bharathh@cs.cornell.edu

**Abstract.** Self-supervised representation learning has achieved impressive results in recent years, with experiments primarily coming on ImageNet or other similarly large internet imagery datasets. There has been little to no work with these methods on other smaller domains, such as satellite, textural, or biological imagery. We experiment with several popular methods on an unprecedented variety of domains. We discover, among other findings, that Rotation is by far the most semantically meaningful task, with much of the performance of Jigsaw and Instance Discrimination being attributable to the nature of their induced distribution rather than semantic understanding. Additionally, there are several areas, such as fine-grain classification, where all tasks underperform. We quantitatively and qualitatively diagnose the reasons for these failures and successes via novel experiments studying pretext generalization, random labelings, and implicit dimensionality. Code and models are available at [https://github.com/BramSW/Extending\\_SSRL\\_Across\\_Domains/](https://github.com/BramSW/Extending_SSRL_Across_Domains/).

## 1 Introduction

A good visual representation is key to all visual recognition tasks. However, in current practice, one needs large labeled training sets to train such a representation. Unfortunately, such datasets can be hard to acquire in many domains, such as satellite imagery or the medical domain. This is often either because annotations require expertise and experts have limited time, or the images themselves are limited (as in medicine). To bring the benefits of visual recognition to these disparate domains, we need powerful representation learning techniques that do not require large labeled datasets.

A promising direction is to use self-supervised representation learning (SSRL), which has gained increasing interest over the last few years[13,30,52,16,20,53]. However, past work has primarily evaluated these techniques on general category object recognition in internet imagery (e.g. ImageNet classification)[38]. There has been very little attention on how (and if) these techniques extend to other domains, be they fine-grained classification problems or datasets in biology and medicine. Paradoxically, these domains are often most in need of such techniques precisely because of the lack of labeled training data.

As such, a key question is whether conclusions from benchmarks on self-supervised learning [16,20] which focused on internet imagery, carry over to

this broader universe of recognition problems. In particular, does one technique dominate, or are different pretext tasks useful for different types of domains (**Sec. 5.1**)? Are representations from an ImageNet classifier still the best we can do (**Sec. 5.1**)? Do these answers change when labels are limited (**Sec. 5.1**)? Are there problem domains where all proposed techniques currently fail (**Sec. 5.2**)?

A barrier to answering these questions is our limited understanding of self-supervised techniques themselves. We have seen their *empirical* success on ImageNet, but when they do succeed, what is it that drives their success (**Sec. 5.3**)? Furthermore, what does the space of learned representations look like, for instance in terms of the dimensionality (**Sec. 6.1**) or nearest neighbors (**Sec. 6.2**)?

In this work, we take the first steps towards answering these questions. We evaluate and analyze multiple self-supervised learning techniques on the broadest benchmark yet of 16 domains spanning internet, biological, satellite, and symbolic imagery. We find that:

Rotation has the best overall accuracy (reflective of rankings on ImageNet), but is outperformed by Instance Discrimination on biological domains (**Sec. 5.1**). When labels are scarce, pretext methods outperform ImageNet initialization and even Supervision on numerous tasks (**Sec. 5.1**). Fine-grain classification problems prove extremely hard for SSRL methods to solve, due to important cues such as color being discarded during training (**Sec. 5.2**). We also find that Rotation’s downstream classification ability stems from a deeper semantic meaning than that of Jigsaw and Instance Discrimination (**Sec. 5.3**) resulting in the representations of Rotation having comparatively high implicit dimensionality (**Sec. 6.1**).


## 2 Datasets

We include 16 datasets in our experiments, significantly more than all prior work. Dataset samples are shown in Figure 1. We group these datasets into 4 categories: **Internet**, **Symbolic**, **Scenes & Textures**, and **Biological**. A summary is shown in Table 1. Some of the datasets in the first three groups are also in the Visual Domain Decathlon (VDD)[36], a multi-task learning benchmark.

**Internet Object Recognition:** This group consists of object recognition problems on internet imagery. We include both coarse-grained (CIFAR100, Daimler Pedestrians) and fine-grained (FGVC-Aircraft, CUB, VGG Flowers) object classification tasks. Finally, we include the “dynamic images” of UCF101, a dataset that possesses many of the same qualitative attributes of the group.

**Symbolic:** We include three well-known symbolic tasks: Omniglot, German Traffic Signs (GTSRB), and Street View House Numbers (SVHN). Though the classification problems might be deemed simple, these offer domains where classification is very different from natural internet imagery: texture is not generally a useful cue and classes follow strict explainable rules.

**Scenes & Textures:** These domains, UC Merced Land Use (satellite imagery), Describable Textures, and Indoor Scenes, all require holistic understandings, none having an overarching definition of object/symbol. Indoor Scenes does contain internet imagery as in our first group, but is not object-focused.

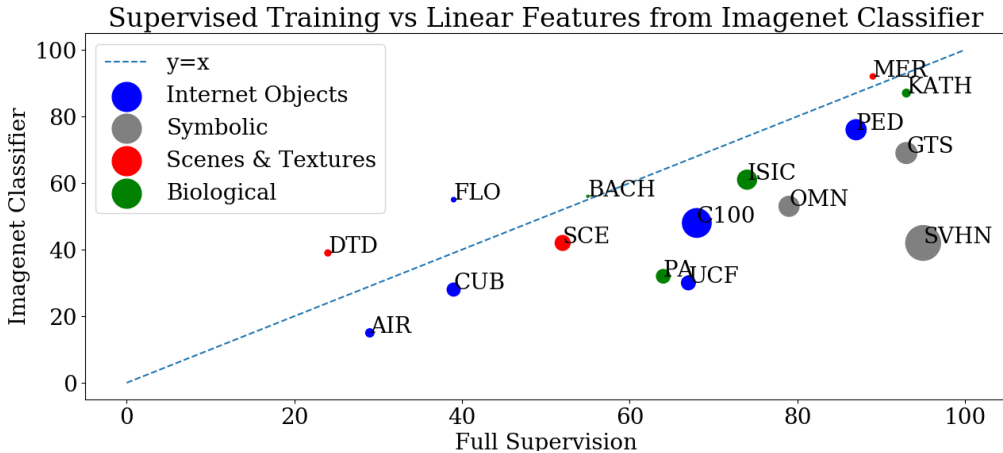


**Fig. 1.** Samples from all datasets. Top rows: Daimler Pedestrians, CIFAR100, FGVC-Aircraft, CU Birds, VGG-Flowers, UCF101, BACH, Protein Atlas. Bottom rows: GT-SRB, SVHN, Omniglot, UC Merced Land Use, Describable Textures, Indoor Scenes, Kather, ISIC. Color coding is by group: **Internet Symbolic** **Scenes & Textures** **Biological**

**Table 1.** Summary of the 16 datasets included in our experiments: encompassing fine-grain, symbolic, scene, textural, and biological domains. This is the first work exploring self-supervised representation learning on almost all of these tasks

Name	Type	Size (Train)	Coarse/Fine	Abbreviation
Daimler Pedestrians[27]	Road Object	20k	Coarse	PED
CIFAR100[21]	Internet Object	40k	Coarse	C100
FGVC-Aircraft[24]	Internet Object	3.3k	Fine	AIR
Caltech-UCSD Birds[47]	Internet Object	8.3k	Fine	CUB
VGG-Flowers[29]	Internet Object	1k	Fine	FLO
UCF101[40,3]	Pseudo-Internet Action	9.3k	Coarse	UCF
German Traffic Signs [41]	Symbolic	21k	Coarse	GTS
Street View House Numbers[28]	Symbolic	59k	Coarse	SVHN
Omniglot[22]	Symbolic	19k	Fine	OMN
UC Merced Land Use[49]	Aerial Scene	1.5k	Coarse	MER
Describable Textures[8]	Texture	1.9k	Fine	DTD
Indoor Scene Recognition [35]	Natural Scene	11k	Coarse	SCE
ICIAR BACH[1]	Biological	240	Coarse	BACH
Kather[19]	Biological	3k	Coarse	KATH
Protein Atlas[31]	Biological	9k	Fine	PA
ISIC[9,43]	Biological	17k	Coarse	ISIC

**Biological:** BACH and Kather consist of histological (microscopic tissue) images of breast and colon cancer respectively, with the classes being the condition/type of cancer. Protein Atlas is microscopy images of human cells, with the goal being classification of the cell part/structure shown. Finally, ISIC is a dermatology dataset consisting of photographs of different types of skin lesions.



**Fig. 2.** Test accuracy of a fully supervised network vs. a linear classifier on top of an ImageNet-classification frozen feature extractor. Marker area indicates dataset size.

## 2.1 Dataset Analysis

Before evaluating self-supervision, we study the datasets themselves in terms of difficulty and similarity to ImageNet. To do so, we compare the accuracy of a network trained from scratch with that of a linear classifier operating on an ImageNet-pretrained network (Figure 2). The higher of the two numbers measures the difficulty, while their relationship quantifies the similarity to ImageNet.

We find that small datasets in the Internet domain tend to be the hardest, while large Symbolic datasets are the simplest. The symbolic tasks also have the largest gap between supervision and feature extraction, suggesting that these are the farthest from ImageNet. Overall, the ImageNet feature extractor performance is strongly linearly correlated to that of the fully supervised model ( $p = 0.004$ ). This is expected for the Internet domain, but the similar utility of the feature extractor for the Biological domains is surprising. Dataset size also plays a role, with the pretrained feature extractor working well for smaller datasets.

For fine-grained classification (AIR, CUB, FLO), the supervised models perform comparably, while the ImageNet classifier’s performance varies widely. In addition to the small size of VGG-Flowers, this case is also partly explainable by how these datasets overlap with ImageNet. Almost half of the classes in ImageNet are animals or plants, including flowers, making pretraining especially useful.

## 3 Methods

### 3.1 Self-Supervised Learning Techniques

In this paper we look at three popular methods, Rotation, Jigsaw, and Instance Discrimination. We also look at the classical technique of Autoencoders as a baseline for the large variety of autoencoder-based pretexts[53,52,34]. We briefly describe each method below, please view the cited works for detailed information.

**Learning by Rotation:** A network is trained to classify the angle of a rotated image among the four choices of 0, 90, 180, or 270 degrees[13].

**Learning by Solving Jigsaw Puzzles:** The image is separated into a 3x3 grid of patches, which are then permuted and fed through a siamese network which must identify the original layout[30,5]. We use 2000 permutations in our experiments, finding this offered superior performance to 100 or 10,000 under our hyperparameters.

**Instance Discrimination:** Instance Discrimination (ID) maps images to features on the unit sphere with each image being considered as a separate class under a non-parametric softmax classifier[48].

**Autoencoders:** Autoencoders were one of the earliest methods of self-supervised learning[53,44,34,2,18]. An autoencoder uses the image itself as a training label, learning an encoder-decoder pair of networks.

### 3.2 Architecture & Evaluation

We resize inputs to  $64 \times 64$  and use a ResNet26, as in Rebuffi et al. [36,37]. The lower resolution eases computational burden as well as comparison and future adaptation to the VDD. For Autoencoding, a simple convolutional generator is used. The exact architectures are available in the supplementary material.

Features maps of size  $256 \times 8 \times 8$  are extracted before the final pooling layer and average pooled to 256, 4096 ( $256 \times 4 \times 4$ ), or 9216 ( $256 \times 6 \times 6$ ), with 256 being the default. A linear classifier is trained on these features. Training details are available in the Supplementary.

## 4 Related Work

There are three pertinent recent surveys of self-supervision. The first is by Kolesnikov et al. who evaluate several methods on ImageNet and Places205 classification across network architectures[20]. We focus on many domains, an order of magnitude more than their work. The second relevant survey is by Goyal et al., who introduce a benchmark suite of tasks on which to test models as feature extractors. While they scale on a variety of downstream tasks, the pretraining datasets are all internet imagery, either ImageNet or YFCC variants[16,42]. Our work includes a much wider variety of both pretraining and downstream datasets. Finally VTAB tests *pretrained feature extractors* on a variety of datasets, performing self-supervised learning only on ImageNet[51].

One trend of inquiry concerns classifiers that perform well on multiple domains while sharing most of the parameters across datasets[36,37,46]. The preminent examples of this are by Rebuffi et al. [36,37] who present approaches on the VDD across 10 different domains. We use these datasets (and more) in our training, but evaluate *self-supervised approaches* in *single-domain* settings.

Other SSRL methods include generative models[11,12,14], colorization [23,52], video-based techniques[32,39,33,26,15,45], or generic techniques[6,4,17,25,7]. It is very possible that a subset of these methods could offer improved performance on some of the domains we work with, however in this work we focus on the popular fundamental methods of Rotation, Jigsaw, and Instance Discrimination as well

as Autoencoding as a representative set. Doersch and Zisserman use multiple pretexts simultaneously to improve representation quality [10]. This approach could be complementary to the work featured here. Semi-supervised approaches such as S4L[50] are relevant to Section 5.1.

## 5 Performance Analysis

### 5.1 Rankings of Methods

A summary of downstream testing accuracies is shown in Figure 3. The obvious question to ask in this investigation is “which pretext is best”? On ImageNet, per the respective original works, the ordering (best to worst) was Rotation, Instance Discrimination, Jigsaw, Autoencoding. We see that this ranking is not universal: while Rotation is the best pretext on the first three groups, it lags behind even random initialization on the Biological domains. Furthermore, the relative rankings of ID and Jigsaw vary between groups. We investigate what powers the performance of each of these methods in Section 5.3.

**Limited Label Training** Self-supervised learning has made an impact in the field of *semi*-supervised learning, where only a subset of the dataset given is labeled, as in the work of Zhai et al.[50]. In that work on ImageNet, a self-supervised feature extractor followed by a supervised linear head falls well short of the purely supervised baseline (40% accuracy compared to 80% when 10% of labels are available). We find that this conclusion does not hold on our domains when 10% of labels are used, with a pretext + linear setup outperforming the fully supervised models on some datasets/groups (Figure 4).<sup>1</sup>

On the Internet and Scenes & Textures groups, Rotation matches/outperforms full supervision. On ISIC, both Instance Discrimination and Jigsaw match Supervision. Interestingly, Autoencoding performs well in the Biological domains. Given the difficulty of expert annotation in the medical field, this is a valuable finding to encourage Autoencoder-based methods in these label-scarce domains.

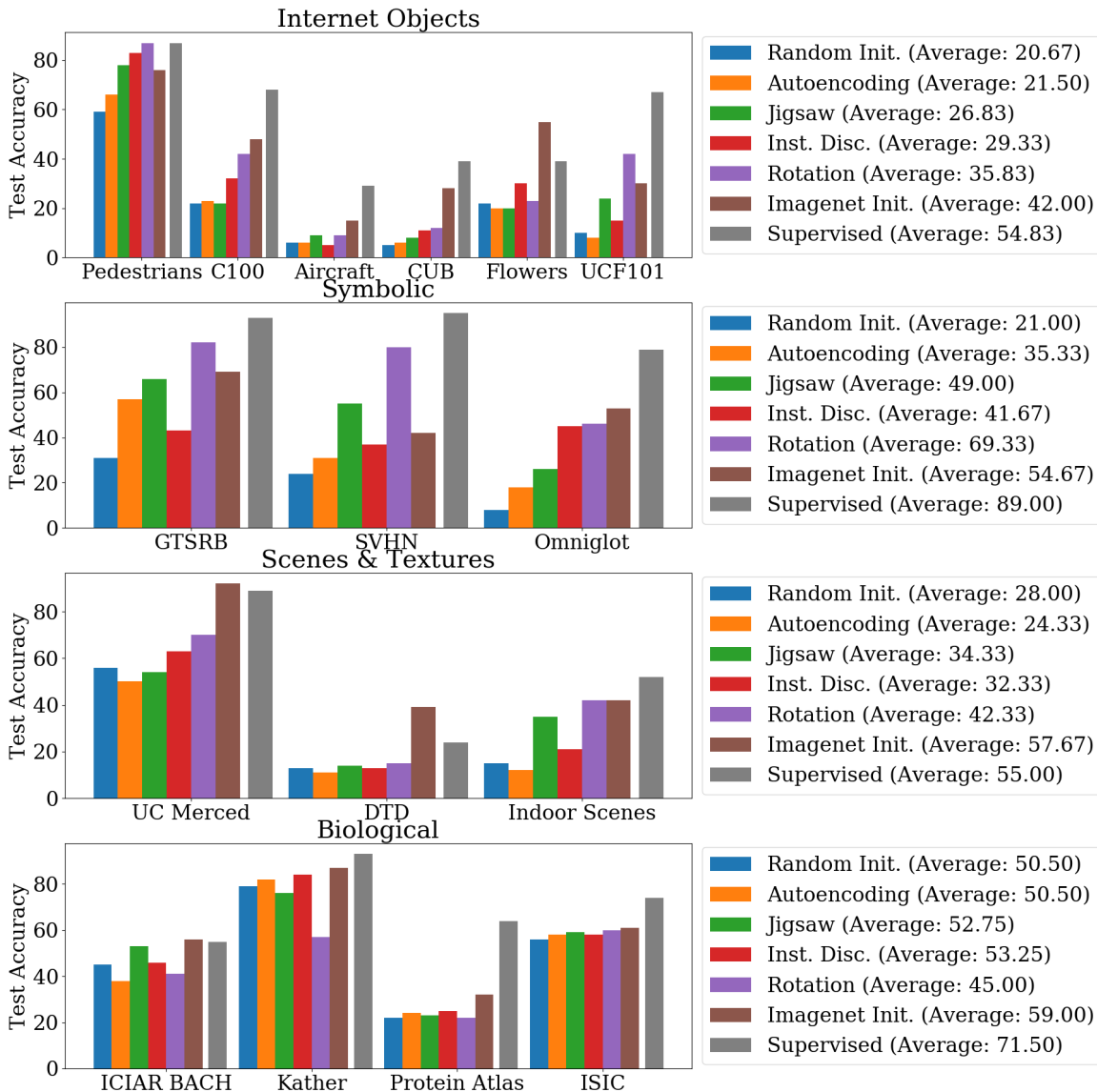
### 5.2 Failure Modes

We call specific attention to the problems where self-supervised techniques do not achieve even *half* of the supervised accuracy (Aircraft, CUB, Textures and Protein Atlas). These seem to involve two kinds of problems.

**Textures and Protein Atlas:** In both these datasets, the entities being classified are not objects of recognizable shape, which is true of most *object recognition* datasets where the self-supervised techniques were developed. The images also do not have a canonical orientation, unlike in internet imagery where gravity and

---

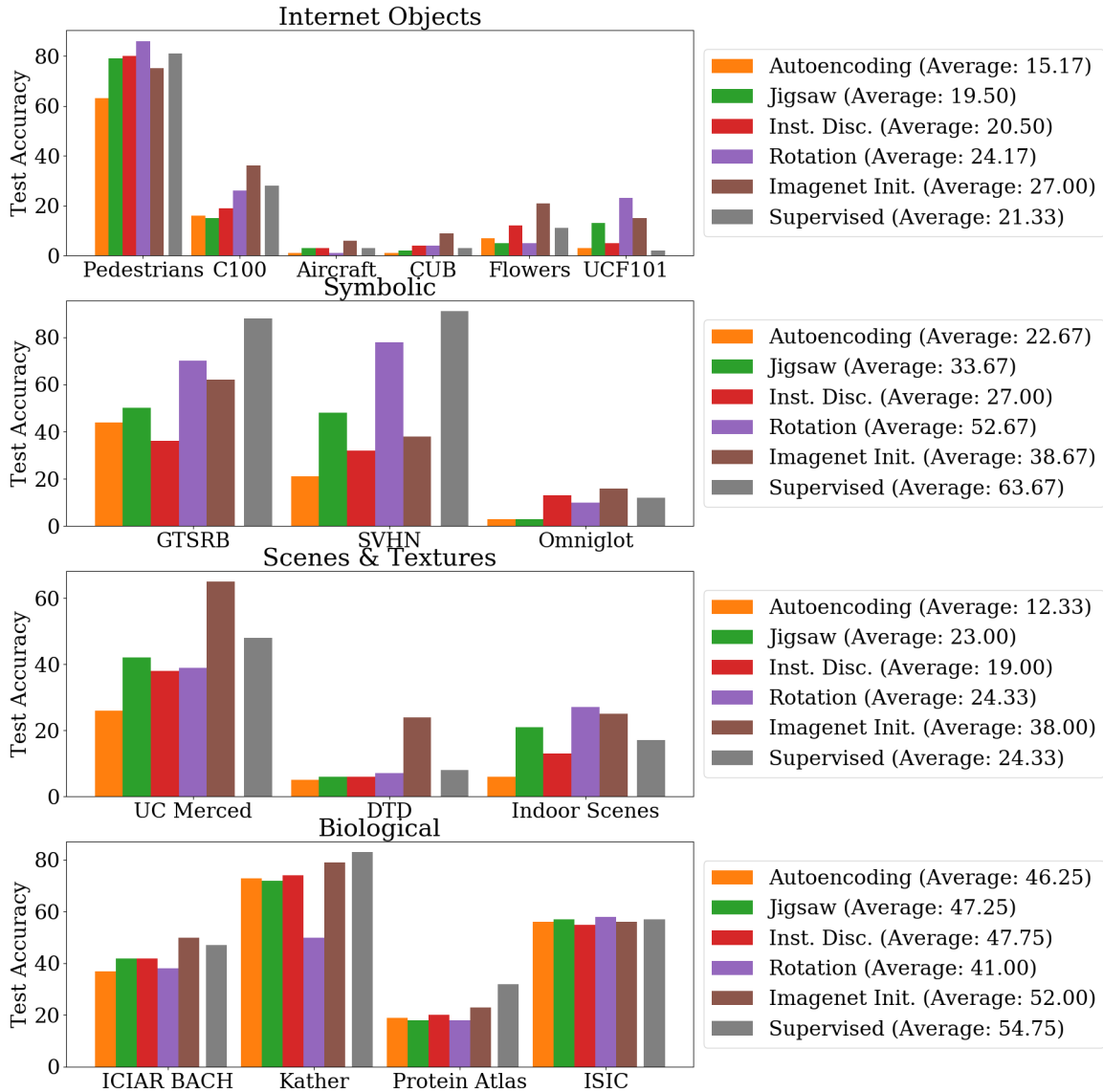
<sup>1</sup> It should be noted that the cited work performs extensive hyperparameter searching for the supervised baseline.



**Fig. 3.** Downstream classification accuracies for each pretext, as well as a randomly initialized feature extractor, a frozen ImageNet classifier, and fully supervised training. Rotation achieves the highest accuracies on the first three groups, but fails on the Biological domain, where Instance Discrimination performs best. The relative rankings of Jigsaw and ID vary between groups and are practically equal in overall average

photographers’ biases provide such an orientation. We hypothesize that the lack of orientability hobbles Rotation, and the textural nature of both problems results in there being little to distinguish a patch in the Jigsaw pretext from a complete image, meaning Jigsaw can do little besides cue off of low-level properties (such as chromatic aberrations [30]) As such, modulo low-level dataset biases, the Rotation and Jigsaw pretext tasks *cannot even be solved in these domains*.


**Fine-Grained Classification on Aircraft and CUB:** In these datasets, the Rotation and Jigsaw pretexts are solvable, involving objects captured in a canonical orientation. Even so, neither pretext learns a good representation.



**Fig. 4.** Pretext feature extractors trained on the entire dataset, then a linear head trained on 10% of the labels. The fully supervised method simply trains on 10% of the dataset. We observe Rotation matching/outperforming Supervision for Internet and Scenes & Textures imagery. Autoencoding performs very well on the Biological domains in the semi-supervised setting, a novel result that indicates the potential for future development (given that this Autoencoder implementation is the simplest possible)

While the *domains* are favorable to the pretexts, the *tasks* are not: both tasks involve fine-grained distinctions in color or texture, and subtle differences in shape. One hypothesis is that modeling these subtle differences is not necessary for solving the pretext task, causing the learnt representation to be *invariant* to these vital distinctions. Indeed, when we look at nearest neighbors in CUB for our Rotation model, we see birds of completely different colors but in the same pose, suggesting that the representation has captured pose, but ignored color (Figure 5). We quantitatively evaluate this hypothesis further in Section 5.3.





**Fig. 5.** The 10 nearest neighbors (in order) of the far-left image in the CUB validation set measure by the unpooled feature space of the Rotation pretext model. We see that coloring plays almost no role in determining neighbors, but pose is a very strong signal

Note that we have not discussed the failures of Instance Discrimination in both domains. Instance Discrimination must learn to distinguish between individual images, which should be solvable in any domain as long as the images are distinct. As such, its failure and general performance is much more unpredictable and less interpretable, as we elaborate on in the next section.

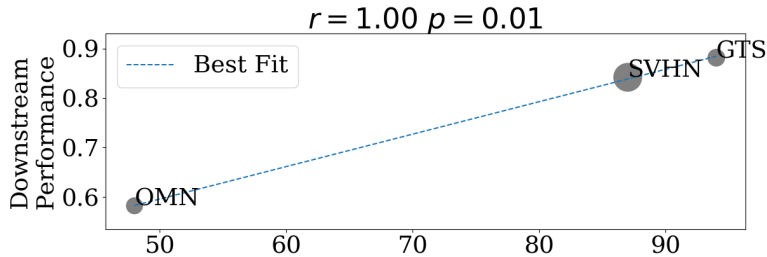
### 5.3 Modes of Success

The flip side of why they fail is why they succeed. In prior work on the domain of internet imagery, this has mostly been answered by intuition. Rotation and Jigsaw were engineered as tasks that ostensibly require semantic understanding to solve. Instance Discrimination’s success is similarly intuitive: spreading points in a constrained space will naturally cluster similar images. Given the failures above, neither of these intuitions endure without modification in the varied domains of our work, and a more nuanced reasoning is necessary.

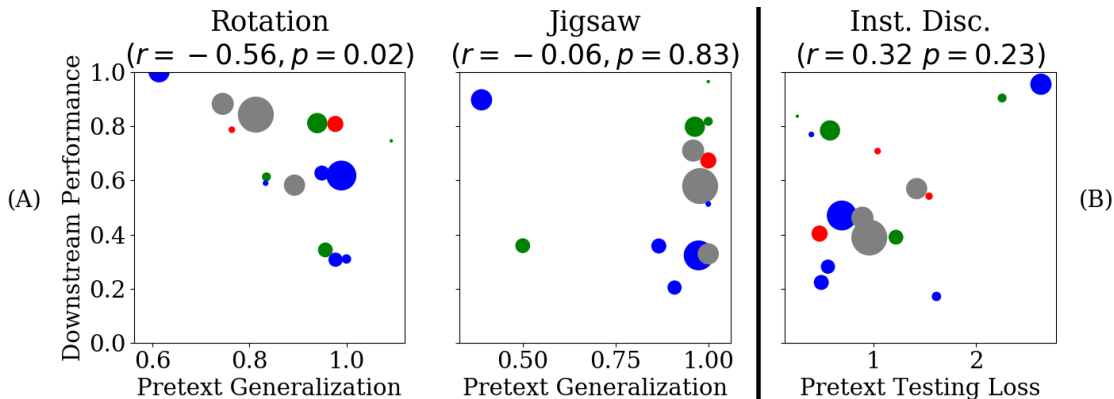
*Semantic understanding:* As discussed above, for some domains Rotation and Jigsaw are simply hard to solve. For other domains such as Aircraft or CUB, these pretexts do not require a semantic understanding to solve. The latter effect is additionally demonstrated by Jigsaw on Omniglot, where it classifies the permutation with 77% accuracy, but performs poorly on the classification task: line-matching is not understanding. Another example is Kather, where Rotation picks up on some hidden cue to fully solve the pretext problem without attaining any semantic knowledge. On the other side of the spectrum, we observe on the Symbolic domains in Figure 6 that Rotation *is* implicitly performing semantic classification, making it a near-optimal pretext task. *When* is semantic understanding a prerequisite for these pretext tasks, and how can we test this?

More information on pretext performance vs. downstream accuracy is available in the supplementary material.

We propose that semantic understanding is a requirement to solve the presented problems *when the solution method is class-dependent*. For example, in the fine-grained Internet image classification tasks, determining the orientation of birds or airplanes is class-*independent* and this knowledge would in fact be transferable between classes. Furthermore, if the solution method is indeed class-dependent, it follows that a network trained to solve the pretext on one set of classes *will not generalize to unseen classes*. We perform a simple experiment to test this hypothesis in Figure 7: we train and validate pretexts on only half of



**Fig. 6.** Rotation pretext testing accuracy vs. unnormalized downstream performance. Almost perfect correlation is evident



**Fig. 7.** (A) Generalization of the pretexts to novel classes is plotted on the x-axis, calculated as  $\frac{PretextAcc_{Test}}{PretextAcc_{Val0.5}}$ , where Train/Val0.5 contain only half the classes of their usual counterparts. On the y-axis is downstream accuracy normalized by Supervision accuracy for the regularly trained model, e.g.  $\frac{ClassAcc_{Rot}}{ClassAcc_{Sup}}$ . We see a strong correlation for Rotation, but none for Jigsaw. (B) Instance Discrimination pretext loss vs. downstream classification accuracy, no significant correlations

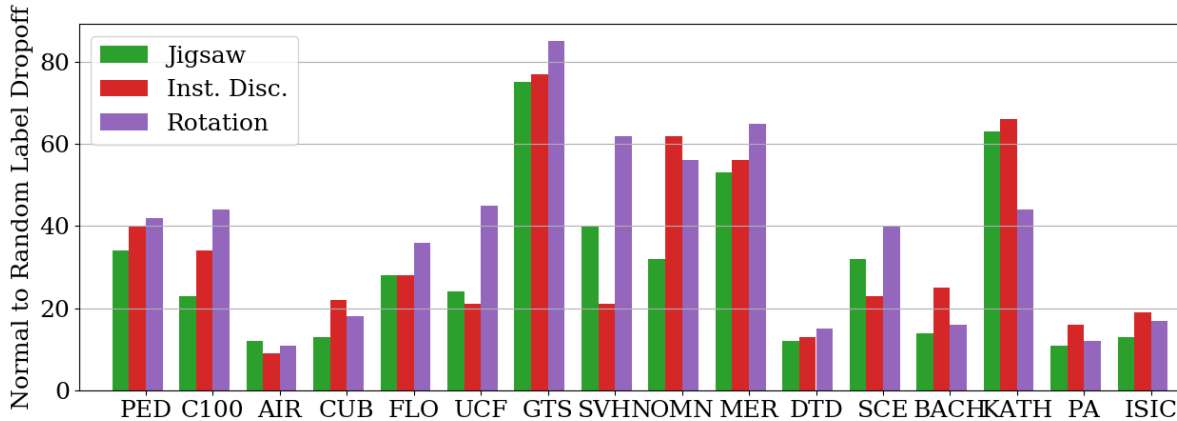
the available classes, and then evaluate on the entire test set. We predict that worse pretext generalization should imply better downstream performance.

Our prediction is correct for Rotation, affirming our hypothesis, but Jigsaw models seem to generalize well in almost all cases. This lack of correlation might be because Jigsaw is relying on low-level cues that do generalize *in addition* to the semantic information. For Instance Discrimination, counterintuitively, downstream accuracy is *not* correlated with pretext loss (Figure 7B). Our proposal is thus not the complete picture.

*Linear separability:* The above discussion assumes that the relationship between the pretext task and the downstream task is the key. But what if the downstream task is immaterial? Pretext tasks might be succeeding by simply enabling *all* tasks, by creating a feature space where *many* labelings of the data points are expressible as linear classifiers. To test this hypothesis, we retrain linear classifiers with randomly shuffled training labels and compare this (training) accuracy to the training accuracy with correct labels. We find that these quantities are more correlated for both Instance Discrimination and Jigsaw than Rotation (Table 2) and that the dropoff between the two is much less (Figure 8). This means that

**Table 2.** Pearson correlations and p-values for training accuracy with random labels vs. normal. Jigsaw and ID have significant correlations, while Rotation trails substantially

	Rotation		Jigsaw		Inst. Disc.	
$(r, p)$	0.40	0.13	0.59	0.02	0.59	0.02



**Fig. 8.** Difference between normal and random label training accuracy. Rotation has the highest dropoff on 9/16 datasets, ID on 6, Jigsaw on 1. Note that even though Instance Discrimination had lower average *validation* accuracy than Rotation across all datasets, they actually had the same (normal label) average *training* accuracy at 56% (Jigsaw had 47%). Thus the difference in dropoffs of training accuracy between Instance Discrimination and Rotation is very meaningful

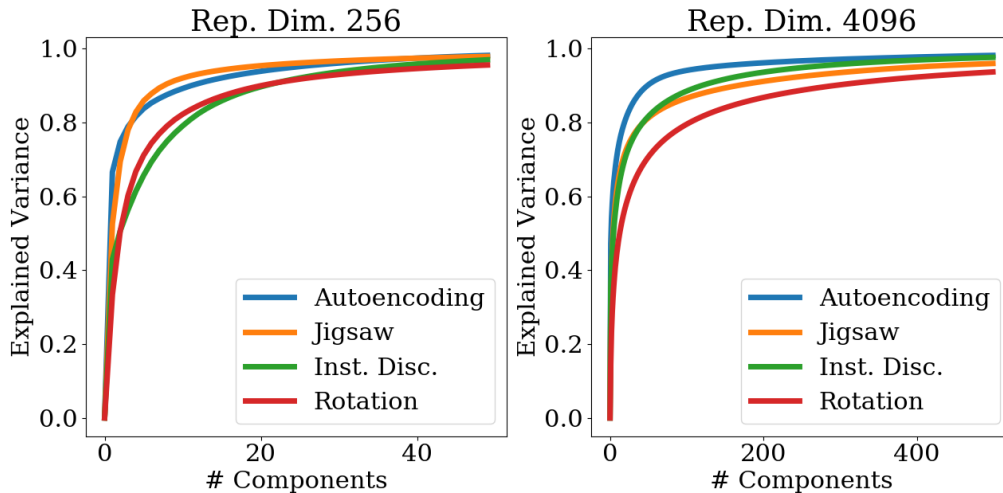
the former two tasks succeed by pushing data points far away from each other rather than by capturing semantics specific to the downstream task, while this is less true for Rotation. Note that here we are talking of the training accuracy, or the empirical risk; this experiment does not reveal how or why Instance Discrimination or Jigsaw generalize. We do note that ID is known to preserve semantic meaning for large datasets, as the original implementation used nearest neighbors on the representations to accurately classify CIFAR10 and ImageNet.

## 6 Analysis of the Feature Space

The discussion above suggests that it is worthwhile analyzing the learnt representations independent of the downstream task. We look at two aspects of the learned representations, their *intrinsic dimensionality*, and the notions of similarity they induce.

### 6.1 Implicit Dimensionality of the Representations

The dimensionality of the representation is largely regarded as a hyperparameter to be tuned. Kolesnikov et al. show that a larger representation is always more useful when operating on large datasets, but this comes with a tradeoff of



**Fig. 9.** Plot of the average fraction of explained variance vs. number of principal components (validation sets); a higher number means greater explanation, and thus relatively *lower* implicit dimension. Bach is omitted due to its extremely small size

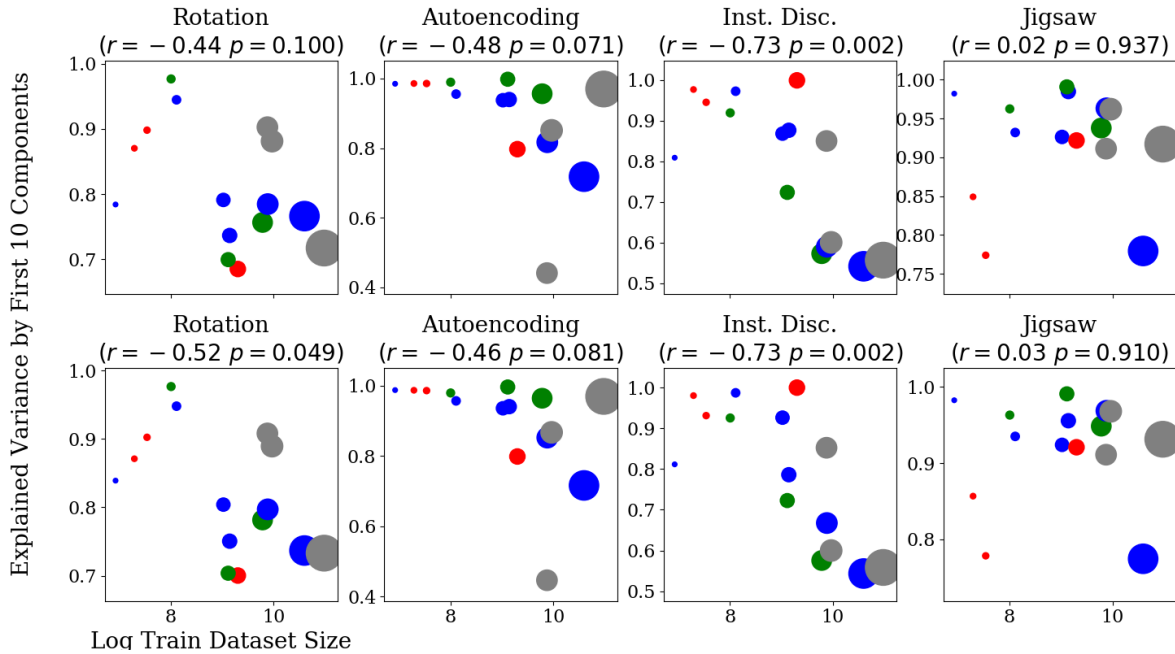
memory/storage[20]. What has not been studied is the *implicit* dimensionality of the representations, such as via Principal Component Analysis (PCA). Intuitively, one would expect the 4-way Rotation task to produce compact representations, with Instance Discrimination using all available dimensions to spread out the points as the loss demands. We find that this is *not* the case, via performing PCA on the representations and summing the explained variance of the first  $n$  values averaged across all datasets (Figure 9). We also find that the implicit dimensionality induced by each pretext varies considerably across domains (Figure 10).

Surprisingly, Instance Discrimination and Rotation have extremely similar implicit dimensionality in the 256-dimensional case. Also note that Instance Discrimination clearly is not fully utilizing the available latent space, as the first 40 components explain over 95% of the variance. In the higher-dimensional example, Rotation has by far the largest implicit dimensionality. In the supplementary material we find that implicit dimensionality is mildly correlated with downstream performance, but only for Instance Discrimination.

We next investigate the effect of dataset size on implicit dimensionality. Intuition says that a larger dataset would demand a more expressive representation on every task, and we see in Figure 10 that this indeed holds true for *all* tasks except for Jigsaw. We hypothesize the lack of dimensionality increase for Jigsaw is because it exploits relatively low-level attributes instead of semantic knowledge.

## 6.2 Nearest Neighbors

As seen in Figure 5, the nearest neighbors in feature space can yield great insight into the inner workings of our models. We repeat this experiment for all of our main methods on three datasets (CUB, Omniglot, Kather) in Figure 11. 30 random examples for each dataset are included in the supplementary material.



**Fig. 10.** The fraction of variance explained by the first 10 components vs. the log of the training set size. Top row is training PCA, bottom row is validation PCA. Moderate to strong correlations exists for all pretext tasks besides Jigsaw

**CUB:** The strong pose-capturing of Rotation is again observed. Jigsaw exhibits similar phenomenon slightly more weakly, and also favors similarly cluttered edge-heavy backgrounds as in the base image. Instance Discrimination appears to have reasonably matched the species in the first and tenth neighbor, but in between has many unrelated birds.

**Omniglot:** The poor performance of Autoencoding is reflected in its matching ability. Rotation exhibits strong retrieval, with Jigsaw offering similar but weaker results. Instance Discrimination is a similar case to CUB, where a discernable trend is hard to spot, but several correct characters are matched.

**Kather:** No method improved much on random initialization (79% accuracy). Reflectively, Autoencoding, Jigsaw, and ID all simply match reasonably visually similar results. Rotation, however, failed catastrophically (<60% accuracy), despite high pretext accuracy (95% testing). We hypothesized that the pretext was exploiting a spurious cue, which is affirmed by radically varying neighbors.

## 7 Future Work

Learning representations from small unlabeled datasets is underexplored, with most work based on pretraining. In addition, we have identified 3 domain types where all current self-supervised methods have need of development: fine-grained, textural, and biological domains. Further practical investigation could be done on the effects of hyperparameter searches (learning schedules, weight decay, etc.) or finetuning in place of linear evaluation. We hope that the release of our codes, models, and formatted dataset splits will help aid progress on all of these fronts.





**Fig. 11.** Each block of images comes from a single dataset, with each row corresponding to the pretext method. The farthest left image is the base image from which the distance in feature space is calculated to all the others in the validation set. Left-to-right is increasing distance in feature space among the 10 nearest neighbors

## 8 Supplementary

Our supplementary material includes: training details, the effect of horizontal flipping data augmentation on the Symbolic domains, network architectures, plots of pretext performance vs. downstream accuracy for all pretexts, correlation of implicit dimensionality with downstream performance, per-dataset PCA, and 30 nearest neighbor samples for all pretexts/datasets.

**Acknowledgements:** This work was funded by a DARPA LwLL grant.

## References

1. Aresta, G., Araújo, T., Kwok, S., Chennamsetty, S.S., Safwan, M., Alex, V., Marami, B., Prastawa, M., Chan, M., Donovan, M., et al.: Bach: Grand challenge on breast cancer histology images. *Medical image analysis* **56**, 122–139 (2019)
2. Bengio, Y., et al.: Learning deep architectures for ai. *Foundations and trends® in Machine Learning* **2**(1), 1–127 (2009)
3. Bilen, H., Fernando, B., Gavves, E., Vedaldi, A., Gould, S.: Dynamic image networks for action recognition. In: *Proceedings of the IEEE Conference on Computer Vision and Pattern Recognition*. pp. 3034–3042 (2016)
4. Bojanowski, P., Joulin, A.: Unsupervised learning by predicting noise. In: *Proceedings of the 34th International Conference on Machine Learning-Volume 70*. pp. 517–526. *JMLR. org* (2017)
5. Bromley, J., Guyon, I., LeCun, Y., Säcker, E., Shah, R.: Signature verification using a” siamese” time delay neural network. In: *Advances in neural information processing systems*. pp. 737–744 (1994)
6. Caron, M., Bojanowski, P., Joulin, A., Douze, M.: Deep clustering for unsupervised learning of visual features. In: *European Conference on Computer Vision* (2018)
7. Chen, T., Kornblith, S., Norouzi, M., Hinton, G.: A simple framework for contrastive learning of visual representations. *arXiv preprint arXiv:2002.05709* (2020)
8. Cimpoi, M., Maji, S., Kokkinos, I., Mohamed, S., Vedaldi, A.: Describing textures in the wild. In: *Proceedings of the IEEE Conference on Computer Vision and Pattern Recognition*. pp. 3606–3613 (2014)
9. Codella, N., Rotemberg, V., Tschandl, P., Celebi, M.E., Dusza, S., Gutman, D., Helba, B., Kalloo, A., Liopyris, K., Marchetti, M., et al.: Skin lesion analysis toward melanoma detection 2018: A challenge hosted by the international skin imaging collaboration (isic). *arXiv preprint arXiv:1902.03368* (2019)
10. Doersch, C., Zisserman, A.: Multi-task self-supervised visual learning. In: *The IEEE International Conference on Computer Vision (ICCV)* (Oct 2017)
11. Donahue, J., Krähenbühl, P., Darrell, T.: Adversarial feature learning. *arXiv preprint arXiv:1605.09782* (2016)
12. Dumoulin, V., Belghazi, I., Poole, B., Mastropietro, O., Lamb, A., Arjovsky, M., Courville, A.: Adversarially learned inference. *arXiv preprint arXiv:1606.00704* (2016)
13. Gidaris, S., Singh, P., Komodakis, N.: Unsupervised representation learning by predicting image rotations. In: *International Conference on Learning Representations* (2018), <https://openreview.net/forum?id=S1v4N210->
14. Goodfellow, I., Pouget-Abadie, J., Mirza, M., Xu, B., Warde-Farley, D., Ozair, S., Courville, A., Bengio, Y.: Generative adversarial nets. In: *Advances in neural information processing systems*. pp. 2672–2680 (2014)
15. Goroshin, R., Mathieu, M.F., LeCun, Y.: Learning to linearize under uncertainty. In: *Advances in Neural Information Processing Systems*. pp. 1234–1242 (2015)
16. Goyal, P., Mahajan, D., Gupta, A., Misra, I.: Scaling and benchmarking self-supervised visual representation learning. In: *The IEEE International Conference on Computer Vision (ICCV)* (October 2019)
17. He, K., Fan, H., Wu, Y., Xie, S., Girshick, R.: Momentum contrast for unsupervised visual representation learning. *arXiv preprint arXiv:1911.05722* (2019)

18. Hinton, G.E., Salakhutdinov, R.R.: Reducing the dimensionality of data with neural networks. *science* **313**(5786), 504–507 (2006)
19. Kather, J.N., Weis, C.A., Bianconi, F., Melchers, S.M., Schad, L.R., Gaiser, T., Marx, A., Zöllner, F.G.: Multi-class texture analysis in colorectal cancer histology. *Scientific reports* **6**, 27988 (2016)
20. Kolesnikov, A., Zhai, X., Beyer, L.: Revisiting self-supervised visual representation learning. In: *The IEEE Conference on Computer Vision and Pattern Recognition (CVPR)* (June 2019)
21. Krizhevsky, A., et al.: Learning multiple layers of features from tiny images. Tech. rep., Citeseer (2009)
22. Lake, B.M., Salakhutdinov, R., Tenenbaum, J.B.: Human-level concept learning through probabilistic program induction. *Science* **350**(6266), 1332–1338 (2015)
23. Larsson, G., Maire, M., Shakhnarovich, G.: Learning representations for automatic colorization. In: *European Conference on Computer Vision*. pp. 577–593. Springer (2016)
24. Maji, S., Rahtu, E., Kannala, J., Blaschko, M., Vedaldi, A.: Fine-grained visual classification of aircraft. *arXiv preprint arXiv:1306.5151* (2013)
25. Misra, I., van der Maaten, L.: Self-supervised learning of pretext-invariant representations. *arXiv preprint arXiv:1912.01991* (2019)
26. Misra, I., Zitnick, C.L., Hebert, M.: Shuffle and learn: unsupervised learning using temporal order verification. In: *European Conference on Computer Vision*. pp. 527–544. Springer (2016)
27. Munder, S., Gavrilu, D.M.: An experimental study on pedestrian classification. *IEEE transactions on pattern analysis and machine intelligence* **28**(11), 1863–1868 (2006)
28. Netzer, Y., Wang, T., Coates, A., Bissacco, A., Wu, B., Ng, A.Y.: Reading digits in natural images with unsupervised feature learning (2011)
29. Nilsback, M.E., Zisserman, A.: Automated flower classification over a large number of classes. In: *2008 Sixth Indian Conference on Computer Vision, Graphics & Image Processing*. pp. 722–729. IEEE (2008)
30. Noroozi, M., Favaro, P.: Unsupervised learning of visual representations by solving jigsaw puzzles. In: *ECCV* (2016)
31. Ouyang, W., Winsnes, C., Hjelmare, M., Cesnik, A., kesson, L., Xu, H., Sullivan, D., Dai, S., Lan, J., Jinmo, P., Galib, S.M., Henkel, C., Hwang, K., Poplavskiy, D., Tunguz, B., Wolfinger, R., Gu, Y., Li, C., Xie, J., Lundberg, E.: Analysis of the human protein atlas image classification competition. *Nature Methods* **16**, 1254–1261 (12 2019). <https://doi.org/10.1038/s41592-019-0658-6>
32. Owens, A., Wu, J., McDermott, J.H., Freeman, W.T., Torralba, A.: Ambient sound provides supervision for visual learning. In: *European conference on computer vision*. pp. 801–816. Springer (2016)
33. Pathak, D., Girshick, R., Dollár, P., Darrell, T., Hariharan, B.: Learning features by watching objects move. In: *Proceedings of the IEEE Conference on Computer Vision and Pattern Recognition*. pp. 2701–2710 (2017)
34. Pathak, D., Krahenbuhl, P., Donahue, J., Darrell, T., Efros, A.A.: Context encoders: Feature learning by inpainting. In: *Proceedings of the IEEE conference on computer vision and pattern recognition*. pp. 2536–2544 (2016)
35. Quattoni, A., Torralba, A.: Recognizing indoor scenes. In: *2009 IEEE Conference on Computer Vision and Pattern Recognition*. pp. 413–420. IEEE (2009)
36. Rebuffi, S.A., Bilen, H., Vedaldi, A.: Learning multiple visual domains with residual adapters. In: *Advances in Neural Information Processing Systems* (2017)



37. Rebuffi, S.A., Bilen, H., Vedaldi, A.: Efficient parametrization of multi-domain deep neural networks. In: The IEEE Conference on Computer Vision and Pattern Recognition (CVPR) (June 2018)
38. Russakovsky, O., Deng, J., Su, H., Krause, J., Satheesh, S., Ma, S., Huang, Z., Karpathy, A., Khosla, A., Bernstein, M., et al.: Imagenet large scale visual recognition challenge. *International journal of computer vision* **115**(3), 211–252 (2015)
39. de Sa, V.R.: Learning classification with unlabeled data. In: *Advances in neural information processing systems*. pp. 112–119 (1994)
40. Soomro, K., Zamir, A.R., Shah, M.: Ucf101: A dataset of 101 human actions classes from videos in the wild. *arXiv preprint arXiv:1212.0402* (2012)
41. Stallkamp, J., Schlipsing, M., Salmen, J., Igel, C.: Man vs. computer: Benchmarking machine learning algorithms for traffic sign recognition. *Neural networks* **32**, 323–332 (2012)
42. Thomee, B., Shamma, D.A., Friedland, G., Elizalde, B., Ni, K., Poland, D., Borth, D., Li, L.J.: Yfcc100m: The new data in multimedia research. *Communications of the ACM* **59**(2), 64–73 (2016)
43. Tschandl, P., Rosendahl, C., Kittler, H.: The ham10000 dataset, a large collection of multi-source dermatoscopic images of common pigmented skin lesions. *Scientific data* **5**, 180161 (2018)
44. Vincent, P., Larochelle, H., Bengio, Y., Manzagol, P.A.: Extracting and composing robust features with denoising autoencoders. In: *Proceedings of the 25th international conference on Machine learning*. pp. 1096–1103. ACM (2008)
45. Walker, J., Doersch, C., Gupta, A., Hebert, M.: An uncertain future: Forecasting from static images using variational autoencoders. In: *European Conference on Computer Vision*. pp. 835–851. Springer (2016)
46. Wang, X., Cai, Z., Gao, D., Vasconcelos, N.: Towards universal object detection by domain attention. In: *The IEEE Conference on Computer Vision and Pattern Recognition (CVPR) (June 2019)*
47. Welinder, P., Branson, S., Mita, T., Wah, C., Schroff, F., Belongie, S., Perona, P.: *Caltech-ucsd birds 200* (2010)
48. Wu, Z., Xiong, Y., Yu, S.X., Lin, D.: Unsupervised feature learning via non-parametric instance discrimination. In: *Proceedings of the IEEE Conference on Computer Vision and Pattern Recognition*. pp. 3733–3742 (2018)
49. Yang, Y., Newsam, S.: Bag-of-visual-words and spatial extensions for land-use classification. In: *Proceedings of the 18th SIGSPATIAL international conference on advances in geographic information systems*. pp. 270–279. ACM (2010)
50. Zhai, X., Oliver, A., Kolesnikov, A., Beyer, L.: S4l: Self-supervised semi-supervised learning. In: *Proceedings of the IEEE international conference on computer vision*. pp. 1476–1485 (2019)
51. Zhai, X., Puigcerver, J., Kolesnikov, A., Ruysen, P., Riquelme, C., Lucic, M., Djolonga, J., Pinto, A.S., Neumann, M., Dosovitskiy, A., et al.: The visual task adaptation benchmark. *arXiv preprint arXiv:1910.04867* (2019)
52. Zhang, R., Isola, P., Efros, A.A.: Colorful image colorization. In: *European conference on computer vision*. pp. 649–666. Springer (2016)
53. Zhang, R., Isola, P., Efros, A.A.: Split-brain autoencoders: Unsupervised learning by cross-channel prediction. In: *Proceedings of the IEEE Conference on Computer Vision and Pattern Recognition*. pp. 1058–1067 (2017)

# Supplementary

Bram Wallace and Bharath Hariharan

Cornell University  
bw462@cornell.edu

## 1 Experimental Setup

### 1.1 Architectures

**ResNet26** See Figure 3 and Section 3.2 of [1] for the original description.

**Autoencoder Generator** The architecture is laid out in Table S1.

Layer	Output Shape
Input	256
ConvTranspose2d-1	[-1, 512, 4, 4]
BatchNorm2d-2	[-1, 512, 4, 4]
ReLU-3	[-1, 512, 4, 4]
ConvTranspose2d-4	[-1, 256, 8, 8]
BatchNorm2d-5	[-1, 256, 8, 8]
ReLU-6	[-1, 256, 8, 8]
ConvTranspose2d-7	[-1, 128, 16, 16]
BatchNorm2d-8	[-1, 128, 16, 16]
ReLU-9	[-1, 128, 16, 16]
ConvTranspose2d-10	[-1, 64, 32, 32]
BatchNorm2d-11	[-1, 64, 32, 32]
ReLU-12	[-1, 64, 32, 32]
ConvTranspose2d-13	[-1, 3, 64, 64]
Tanh-14	[-1, 3, 64, 64]

**Table S1.** Generator architecture. First convolution has stride of 1 and no padding, all subsequent convolutions have stride of 2 with padding 1. All kernels have size 4.

## 2 Training & Evaluation

All networks are trained using stochastic gradient descent for 120 epochs with an initial learning rate of 0.1 decayed by a factor of 10 at 80 and 100 epochs, with momentum of 0.9. One addition to our training process was that of “Earlier

Stopping” for the Rotation and Jigsaw pretext tasks. We found that even with traditional early stopping, validation accuracy could oscillate as the pretext overfit to the training data (especially in the Scenes & Textures or Biological cases), potentially resulting in a poor model as the final result. We stabilized this behavior by halting training when the training accuracy improves to 98%, effect on accuracy shown in Table S2.

**Table S2.** Comparison of test accuracies with early stopping vs without. Rotation in particular was stabilized and improved by this method. Jigsaw was stabilized, but sometimes hampered. For Jigsaw with less permutations than the 2000 reported the net effect was more positive. The only qualitative difference in results was Jigsaw matching Instance Discrimination on the Internet domains instead of being outperformed. Both methods still fell far behind Rotation.

	Jigsaw Early	Jigsaw Regular	Rotation Early	Rotation Regular
aircraft	8	9	9	11
cifar100	19	24	42	37
cub	9	9	12	14
daimlerpedcls	67	80	87	87
dtd	15	14	15	14
gtsrb	68	67	82	79
isic	57	59	60	62
merced	57	53	70	58
omniglot	18	24	46	54
scenes	33	33	42	40
svhn	50	53	80	78
ucf101	25	22	42	45
vgg-flowers	22	19	23	22
bach	47	46	41	36
protein atlas	21	21	22	25
kather	79	78	57	61

## 2.1 Dataset Splits

We use provided dataset splits when available, taking our validation data from training data when a train-validation split is not predetermined.<sup>1</sup> If no split was given, we generally used a 60-20-20 split within each class. *Full train-validation-test splits will be released along with our code and models.*

## 2.2 Data Augmentation, Weight Decay, and Other Regularization

A sensitive topic in any deep learning comparison is that of data augmentation or other forms of regularization, which can substantially alter performance. In

<sup>1</sup> Despite using overlapping domains with the VDC, we are forced to use different splits in some cases due to the Visual Decathlon challenge not releasing the corresponding test labels.

this work we are determined to give as fair of an apples-to-apples comparison as possible, and as such we apply minimal data augmentation and do not employ weight decay or other regularization methods. The data augmentation used consists solely of resizing, random crops, and horizontal flips. Note that horizontal flips are not typically used on the symbolic domains, but are considered standard everywhere else. We elected to go with the logical choice for 13 out of 16 of our domains, and employ horizontal flips in all of our main experiments. We present results without flipping below.

### 2.3 Effect of Horizontal Flipping on Symbolic

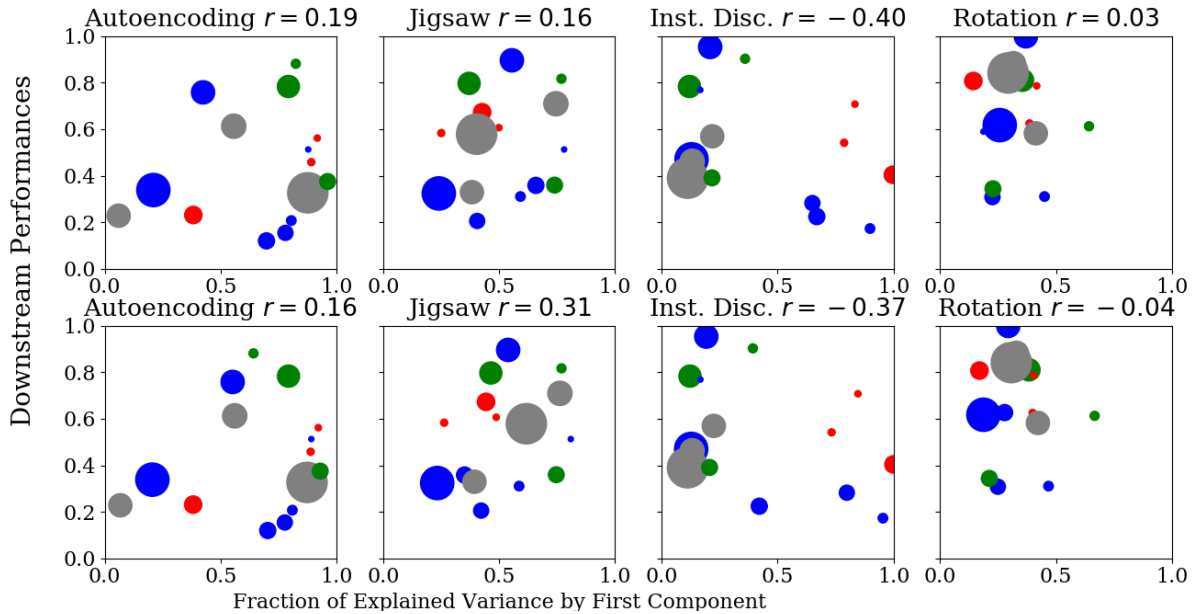
As seen in Table S3, taking away horizontal flipping generally does not have major effects *except* for improving Rotation-Omniglot substantially and hurting Jigsaw-SVHN significantly. The former we attribute to the learning load of Rotation being used, while the latter we posit is due to the lack of horizontal flips allowing Jigsaw to use simpler cues for classification.

**Table S3.** Each tuple is normal accuracy (with horizontal flips, as in paper) and accuracy without flips. In general we see performance changes of only a few percentage points, qualitative comparisons largely hold. The biggest differences are Rotation’s improvement on Omniglot and Jigsaw’s worsening on SVHN.

	Autoencoding	Jigsaw	ID	Rotation	Supervised
GTSRB	(57,58)	(66, 67)	(43, 39)	(82, 78)	(93, 93)
SVHN	(31, 33)	(55, 26)	(37, 34)	(80, 81)	(95, 95)
Omniglot	(18,19)	(26, 27)	(45, 47)	(46, 53)	(79, 80)

## 3 Implicit Dimensionality

We observe that the largest variations in explained variance between pretexts occur in the first dimension (Table S4), and investigate its use as a predictor in downstream performance. Correlations are shown in Figure S1. We do observe a moderate correlation between the explained variance in the first component and downstream normalized accuracy for Instance Discrimination. While weak, this trend holds for PCA performed on both the training and validation images. More significantly, we note the distinct separation formed around 0.5 on the x-axis and perform a t-test to determine that there is a moderately significant difference in downstream accuracies across this interval ( $p = 0.052$ ). Thus implicit dimensionality is mildly predictive of downstream performance for Instance Discrimination.



**Fig. S1.** Downstream normalized classification accuracy vs. the fraction of variance explained by the first component. Top row is PCA on the entire training feature set, the bottom on validation. The only moderately significant trends are those of Instance Discrimination, but we note that the trend holds with comparable strength for both sets.

**Table S4.** Fraction variance explained by the first  $n$  values.

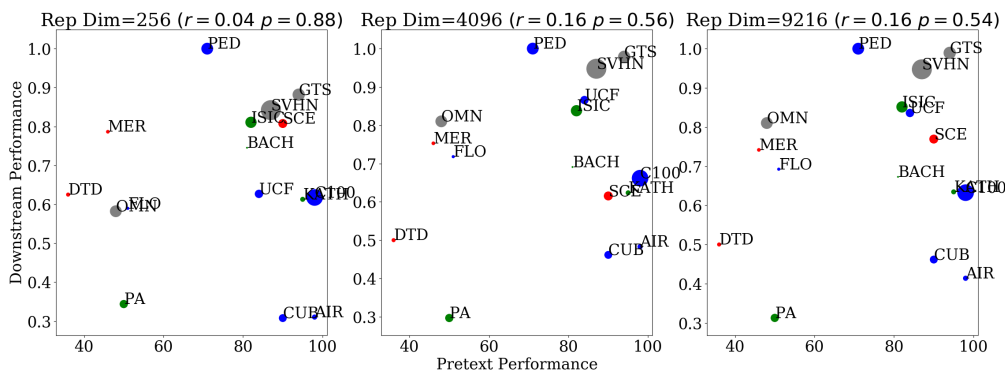
$n$	Autoencoder		Jigsaw		Inst. Disc.		Rotation	
	256	4096	256	4096	256	4096	256	4096
1	0.67	0.47	0.53	0.29	0.43	0.35	0.33	0.15
2	0.75	0.54	0.69	0.39	0.51	0.41	0.51	0.23
3	0.79	0.58	0.78	0.46	0.56	0.45	0.60	0.29
4	0.82	0.61	0.83	0.50	0.61	0.48	0.67	0.33
5	0.84	0.64	0.86	0.53	0.66	0.51	0.71	0.36
10	0.89	0.72	0.92	0.63	0.79	0.61	0.82	0.46
15	0.92	0.77	0.94	0.69	0.86	0.66	0.87	0.53
20	0.94	0.81	0.95	0.72	0.90	0.70	0.90	0.57
30	0.96	0.85	0.97	0.76	0.94	0.76	0.93	0.63
40	0.97	0.88	0.97	0.79	0.96	0.79	0.95	0.67
50	0.98	0.90	0.98	0.81	0.97	0.82	0.96	0.71
60	0.99	0.92	0.98	0.83	0.98	0.84	0.96	0.73
70	0.99	0.92	0.99	0.84	0.98	0.85	0.97	0.75
80	0.99	0.93	0.99	0.85	0.99	0.86	0.97	0.77
90	0.99	0.94	0.99	0.86	0.99	0.88	0.98	0.78
100	0.99	0.94	0.99	0.87	0.99	0.88	0.98	0.80
110	1.00	0.94	0.99	0.87	0.99	0.89	0.98	0.81
120	1.00	0.95	0.99	0.88	0.99	0.90	0.99	0.82
130	1.00	0.95	0.99	0.88	1.00	0.91	0.99	0.82
140	1.00	0.95	1.00	0.89	1.00	0.91	0.99	0.83
150	1.00	0.95	1.00	0.89	1.00	0.92	0.99	0.84

## 4 Nearest Neighbors

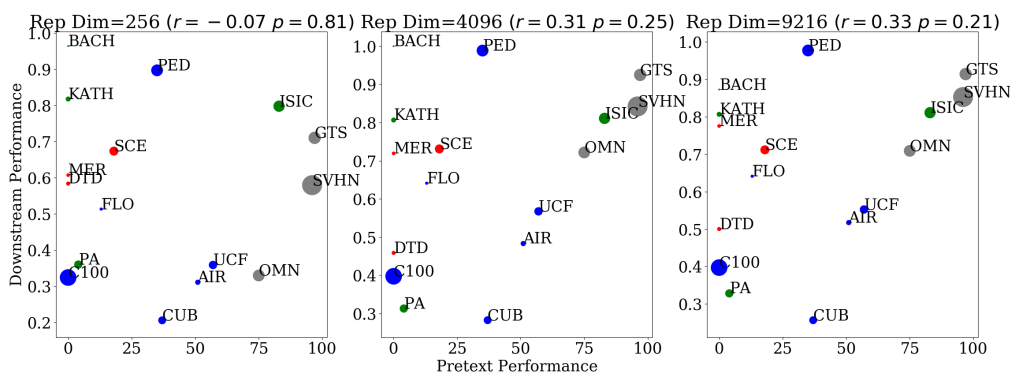
Nearest neighbor examples are linked from the Github.

## 5 Correlations of Pretexts with Downstream Accuracy

Correlations for each task are shown in Figures S2, S4, S3, S5. X-axis is accuracy for Rotation/Jigsaw, loss of Autoencoding and ID.



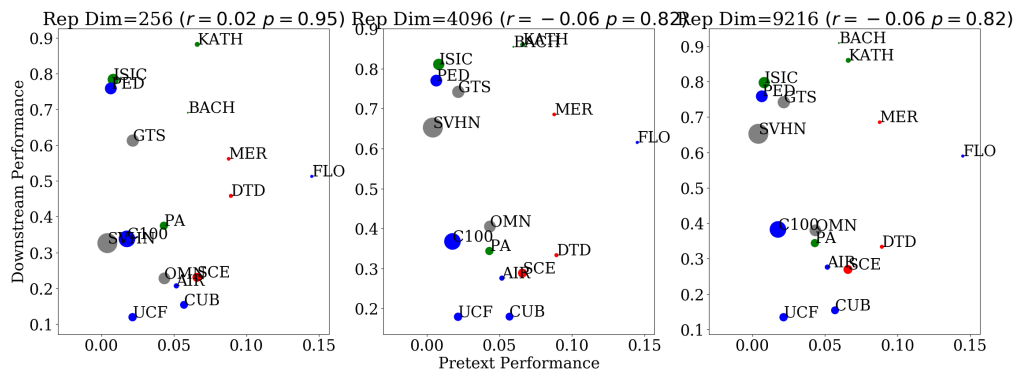
**Fig. S2.** Downstream normalized classification accuracy vs. performance on pretext task for Rotation.



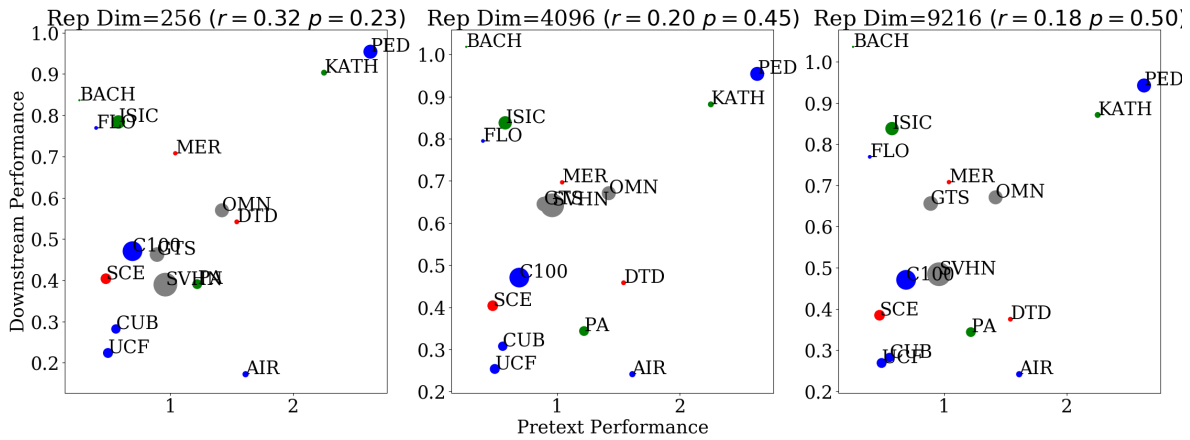
**Fig. S3.** Downstream normalized classification accuracy vs. performance on pretext task for Jigsaw.

## References

1. Rebuffi, S.A., Bilen, H., Vedaldi, A.: Learning multiple visual domains with residual adapters. In: Advances in Neural Information Processing Systems (2017)



**Fig. S4.** Downstream normalized classification accuracy vs. performance on pretext task for Autoencoding.



**Fig. S5.** Downstream normalized classification accuracy vs. performance on pretext task for Instance Discrimination.