

Learning Hierarchical Review Graph Representation for Recommendation

Susen Yang¹, Yong Liu², Yinan Zhang², Chunyan Miao², Zaiqing Nie³, Juyong Zhang¹

¹University of Science and Technology of China, China

²Alibaba-NTU Joint Research Institute, Nanyang Technological University, Singapore

³Alibaba Group

¹{susen@mail., juyong@}ustc.edu.cn, ²{stephenliu@, yinan002@e., ascymiao@}ntu.edu.sg,

³zaiqing.nzq@alibaba-inc.com

Abstract

Users' reviews have been demonstrated to be effective in solving different recommendation problems. Previous review-based recommendation methods usually employ sophisticated compositional models, *e.g.*, Recurrent Neural Networks (RNN) and Convolutional Neural Networks (CNN), to learn semantic representations from the review data for recommendation. However, these methods mainly capture the local and consecutive dependency between neighbouring words in a word window. Therefore, they may not be effective in capturing the long-term, non-consecutive, and global dependency between words coherently. In this paper, we propose a novel review-based recommendation model, named Review Graph Neural Network (RGNN). Specifically, RGNN builds a specific review graph for each individual user/item, where nodes represent the review words and edges describe the connection types between words. A type-aware graph attention mechanism is developed to learn semantic embeddings of words. Moreover, a personalized graph pooling operator is proposed to learn hierarchical representations of the review graph to form the semantic representation for each user/item. Extensive experiments on real datasets have been performed to demonstrate the effectiveness of RGNN, compared with state-of-the-art review-based recommendation approaches.

1 Introduction

With the explosive growth of online information and contents, recommendation systems are playing an increasingly important role in various scenarios, *e.g.*, E-commerce websites and online social media platforms. In the last decades, various techniques have been proposed to solve different recommendation problems [Liu *et al.*, 2014; Liu *et al.*, 2015; Liu *et al.*, 2017; Yang *et al.*, 2018; Liu *et al.*, 2018; Wu *et al.*, 2019c]. Despite many research efforts have been devoted to developing recommendation systems, existing methods may still suffer from the data sparsity problem. To remedy this problem, various side information has been incorporated into recommendation systems, especially the users' reviews on

items [Chen *et al.*, 2015], which usually describe users' preferences and also include their interests on different aspects of items.

Conventional review-based recommendation methods incorporate topic modeling techniques, *e.g.*, Latent Dirichlet Allocation (LDA) [Blei *et al.*, 2003] and word embedding model [Mikolov *et al.*, 2013], with matrix factorization to learn semantic latent factors for users and items [McAuley and Leskovec, 2013; Bao *et al.*, 2014; Ling *et al.*, 2014; Tan *et al.*, 2016; Zhang *et al.*, 2016]. Recently, the rapid development of deep learning motivates the applications of different neural compositional models, *e.g.*, Convolutional Neural Network (CNN) and Recurrent Neural Network (RNN), to incorporate the review data for recommendation [Wang *et al.*, 2015; Zheng *et al.*, 2017; Chen *et al.*, 2018; Liu *et al.*, 2019a; Liu *et al.*, 2019b]. These methods usually achieve state-of-the-art performances.

Despite the successes of existing review-based recommendation methods, they may suffer from some of the following limitations. Firstly, the methods that only consider document-level co-occurrence of words [McAuley and Leskovec, 2013; Bao *et al.*, 2014] can only capture the global-level semantic information. They usually ignore the word orders and the local context of words. Secondly, the word embedding and neural compositional models are effective in capturing the local context information from neighboring words in a word window. However, they may be insufficient to capture the long-term, global, and non-consecutive dependency between words (*e.g.*, the relationship between words in a user's reviews on different items). Thirdly, most existing methods use the same model to learn the representations of all users and items, without considering the specific characteristics of an individual user/item.

To overcome above limitations, we propose a novel review-based recommendation method, namely Review Graph Neural Network (RGNN). The contributions made in this paper are summarized as follows.

- We propose to build a directed review graph to describe all the reviews of a user/item, where nodes represent the words and edges describe the co-occurrence and order relationships between words.
- We develop a type-aware graph attention (TGAT) mechanism to learn the word embeddings, by aggregating the context information from neighboring words and consid-

ering the word orders.

- Moreover, we also develop the personalized graph pooling (PGP) operator to generate the hierarchical representations of the user/item review graph, considering the user/item-specific properties. PGP is able to select different informative words for different users/items, based on the intuition that the same word may have different semantic informativeness with respect to different users/items.
- To demonstrate the effectiveness of RGNN, we perform extensive experiments on five real datasets, compared with state-of-the-art review-based recommendation methods.

2 Related Work

Traditional review-based recommendation methods employ topic modeling techniques on the review data to learn latent feature distributions of users and items [McAuley and Leskovec, 2013; Ling *et al.*, 2014; Bao *et al.*, 2014; Tan *et al.*, 2016]. Another line of work employs deep learning techniques to extract semantic information from the review data. For example, in [Wang *et al.*, 2015], the CDL model employs stacked denoising autoencoders (SDAE) to learn deep representations from review contents and probabilistic matrix factorization to model the rating behaviors. In [Zheng *et al.*, 2017], the DeepCoNN model employs CNN to learn the user (item) representations from reviews, and factorization machine to capture the interactions between the user/item features. Moreover, some recent works employ attention mechanism to process the review texts. For instance, the TRAMF model [Lu *et al.*, 2018] co-learns the user and item information from ratings and reviews by optimizing matrix factorization and an attention-based GRU (*i.e.*, Gated Recurrent Unit) network. The NARRE model [Chen *et al.*, 2018] extracts the review representation using CNN, and scores each review through an attention mechanism to learn informative user and item representations. The CARL model [Wu *et al.*, 2019b] utilizes CNN with attention mechanism to highlight relevant semantic information by jointly considering the reviews written by a user and the reviews written to an item. In [Liu *et al.*, 2019b], the NRPA model applies a personalized attention model to learn personalized representations of users and items from the review data. In [Wu *et al.*, 2019a], the RMG model uses three attention networks to learn representations of sentence, review, and user/item in turn, and a graph attention network to model user-item interactions.

3 The Proposed Recommendation Model

This work focuses on exploiting users’ review data for recommendation. For each user u , the set of her reviews is denoted by $\mathcal{S}_u = \{s_u^1, s_u^2, \dots, s_u^{M_u}\}$, where s_u^t denotes the t -th review of user u , and M_u denotes the number of reviews generated by the user u . Similarly, let $\mathcal{T}_i = \{\tau_i^1, \tau_i^2, \dots, \tau_i^{N_i}\}$ denote the reviews of each item i , where N_i denotes the number of reviews generated on the item i , and τ_i^t denotes the t -th review of item i . Note that each review may consist of multiple text sentences. In addition, we denote the observed rating given by the user u on the item i by y_{ui} , and the set of all observed user-item rating pairs by \mathcal{D} . For a word x , we denote its embedding by $\mathbf{x} \in \mathbb{R}^{1 \times d_0}$, where d_0 denotes the

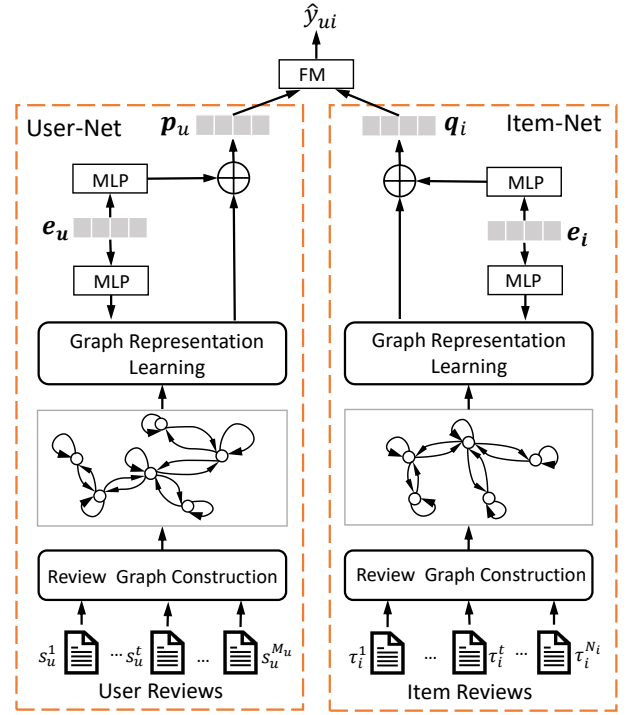


Figure 1: The framework of the proposed RGNN model.

dimensionality of the latent semantic space. Moreover, we use $\mathbf{e}_u \in \mathbb{R}^{1 \times d_1}$ and $\mathbf{e}_i \in \mathbb{R}^{1 \times d_1}$ to denote the embedding of user u and item i respectively, where d_1 is the dimensionality of latent rating space.

The overall framework of the proposed RGNN model is summarized in Figure 1. As shown in Figure 1, RGNN contains three components. The User-Net and Item-Net are two parallel networks used to learn semantic representations for users and items, respectively. A prediction layer based on factorization machine (FM) [Rendle, 2010] is used to predict the rating scores, considering the interactions between learned semantic features. Both User-Net and Item-Net consist of three modules. The review graph construction module builds the review graph for each user and item, considering the review words as nodes in the graph and capturing the co-occurrence and order relationships between words. The graph representation learning module applies a type-aware graph attention network (TGAT) and personalized graph pooling operator (PGP) to extract the user/item-specific hierarchical representations from the entire review graph. Moreover, the feature fusion module integrates the hierarchical representations of the user/item review graph and the user/item embedding to form the semantic representation for the user/item. As User-Net and Item-Net only differ in their inputs, we only introduce the details of User-Net in the following sections. The same procedure is applied to Item-Net.

3.1 Review Graph Construction

In the literature, various graph based methods have been proposed to process the text data [Malliaros and Vazirgiannis, 2017], which aim to capture the inherent dependence between

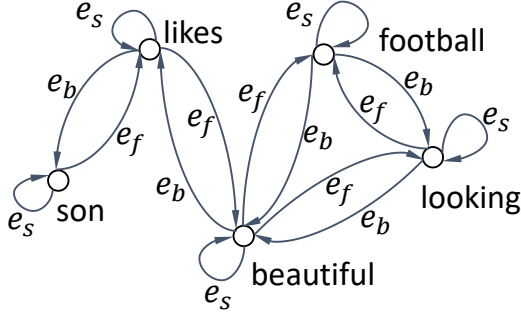


Figure 2: An example of constructing graph for the review “My son likes this beautiful looking football”. The words “son”, “likes”, “beautiful”, “looking”, and “football” are selected as nodes. Empirically, we set the window size ω to 3 for edge building.

words. Here, we utilize the graph-of-words method [Mihalcea and Tarau, 2004] to construct the review graph with preserving the word orders. For the reviews \mathcal{S}_u of the user u , we firstly apply the phrase pre-processing techniques such as tokenization and text cleaning to select keywords of each review in \mathcal{S}_u . Then, all reviews in \mathcal{S}_u are encoded into an unweighted and directed graph, where nodes represent words and edges describe the co-occurrences between words within a sliding window with fixed size ω . Intuitively, the order information of words in the text may help capture the sentiment information [Shen *et al.*, 2018]. To preserve the orders of words in the review, we define three types of edges in the review graph: forward type, backward type, and self-loop type (respectively denoted by e_f , e_b , and e_s). In a review $s_u^t \in \mathcal{S}_u$, if the word (*i.e.*, node) x_2 appears before the word x_1 and the distance between x_1 and x_2 in s_u^t is **less than** ω , we construct an edge $E(x_2, x_1)$ from x_2 to x_1 and set the type of edge $E(x_2, x_1)$ as e_f . Moreover, we also construct an edge $E(x_1, x_2)$ from x_1 to x_2 and set the type of $E(x_1, x_2)$ as e_b . In the rare situation where the word x_2 may appear both before and after the word x_1 , we randomly set the type of edge $E(x_1, x_2)$ as e_f or e_b . In the experiments, we empirically set ω to 3. To consider the information of the word itself (*e.g.*, x_1), we add a self-loop edge at each word (*e.g.*, $E(x_1, x_1)$) and set the edge type as e_s . This trick also helps define the attention score in Eq. (1). Figure 2 shows an example about the review graph. For each user u , we denote her review graph by $\mathcal{G}_u = \{\mathcal{X}_u, \mathcal{E}_u\}$, where \mathcal{X}_u denotes the set of nodes (*i.e.*, words) and \mathcal{E}_u denotes the set of node-edge-node triples (x_h, e_r, x_t) . Here, e_r is type of the edge connecting from node x_t to x_h , which is one of the three edge types defined above. Similarly, we can build the review graph $\mathcal{G}_i = \{\mathcal{X}_i, \mathcal{E}_i\}$ for each item i .

3.2 Graph Representation Learning

After completing the construction of review graph \mathcal{G}_u , we employ the representation learning procedure as shown in Figure 3 to learn hierarchical representations of \mathcal{G}_u , by repeating the TGAT and PGP operations multiple times. Here, we introduce the details of the operations in the ℓ -th pooling layer, where the input graph is $\mathcal{G}_u^\ell = \{\mathcal{X}_u^\ell, \mathcal{E}_u^\ell\}$. Suppose \mathcal{G}_u^ℓ has K_u^ℓ nodes. It can be described by an adjacency matrix

$\mathbf{A}_u^\ell \in \mathbb{R}^{K_u^\ell \times K_u^\ell}$ and a feature matrix $\mathbf{X}_u^\ell \in \mathbb{R}^{K_u^\ell \times d_0}$.

Type-Aware Graph Attention Network

In the reviews, the semantic meaning of a word can be enriched by its neighboring words, which can be considered as the dependency between a node and its neighboring nodes in the review graph. At the ℓ -th pooling layer, for a node x_h in the graph \mathcal{G}_u^ℓ , we denote its neighborhood in the graph by $\mathcal{N}_h^\ell = \{x_t | (x_h, e_r, x_t) \in \mathcal{E}_u^\ell\}$. Note that \mathcal{N}_h^ℓ also includes the node x_h . A type-aware attention mechanism is developed to effectively aggregate the information of neighboring words, considering the types of connecting edges. The attention weight $\alpha^\ell(x_h, e_r, x_t)$ of a neighboring node x_t is,

$$\alpha^\ell(x_h, e_r, x_t) = \frac{\exp[\pi^\ell(x_h, e_r, x_t)]}{\sum_{x_t \in \mathcal{N}_h^\ell} \exp[\pi^\ell(x_h, e_r, x_t)]}, \quad (1)$$

where $\pi^\ell(x_h, e_r, x_t)$ is implemented by the following relational attention mechanism,

$$\pi^\ell(x_h, e_r, x_t) = \text{LeakyReLU}[(\mathbf{x}_h^\ell \mathbf{W}_1^\ell)(\mathbf{x}_t^\ell \mathbf{W}_2^\ell + \mathbf{e}_r^\ell \mathbf{W}_3^\ell)^\top]. \quad (2)$$

Here, $\mathbf{W}_1^\ell, \mathbf{W}_2^\ell, \mathbf{W}_3^\ell \in \mathbb{R}^{d_0 \times d_0}$ are three different weight matrices used for the linear transformations of the node and edge embeddings. $\mathbf{x}_h^\ell, \mathbf{x}_t^\ell, \mathbf{e}_r^\ell \in \mathbb{R}^{1 \times d_0}$ are the embeddings of x_h , x_t , and e_r at the ℓ -th layer. The attention weights indicate which neighboring node should contribute more to the central node, when aggregating neighborhood information. We can compute the linear combination of neighbors as follows,

$$\bar{\mathbf{x}}_h^\ell = \sum_{x_t \in \mathcal{N}_h^\ell} \alpha^\ell(x_h, e_r, x_t) \mathbf{x}_t^\ell \mathbf{W}_4^\ell, \quad (3)$$

where $\mathbf{W}_4^\ell \in \mathbb{R}^{d_0 \times d_0}$ denotes the transform matrix. A feature matrix $\bar{\mathbf{X}}_u^\ell \in \mathbb{R}^{K_u^\ell \times d_0}$ is used to denote the output of TGAT. Each row of $\bar{\mathbf{X}}_u^\ell$ corresponds to the feature of a node x in \mathcal{G}_u^ℓ , computed by Eq. (3). Then, $\bar{\mathbf{X}}_u^\ell$ will be used as the input of the PGP operation at the ℓ -th pooling layer.

Personalized Graph Pooling Operator

The graph pooling operation plays an important role in learning graph representations. Various hierarchical graph pooling methods have been proposed to adaptively select a subset of important nodes to form a smaller sub-graph [Gao and Ji, 2019; Gao *et al.*, 2019; Lee *et al.*, 2019; Ranjan *et al.*, 2019; Zhang *et al.*, 2019]. However, these methods ignore the user/item-specific properties of an individual user/item, thus are not suitable to learn the review graph representation for recommendation. In this work, we argue that the same word may have different importance to different users/items. Based on this assumption, we propose a personalized graph pooling operator to capture the important nodes (*i.e.*, words) for each user/item. For the user u , we first use a Multilayer Perceptron (MLP) to generate her personalized measurement vector θ_u^ℓ for measuring the importance of nodes at the ℓ -th layer,

$$\theta_u^\ell = \text{ReLU}(\mathbf{e}_u \mathbf{W}_5^\ell + \mathbf{b}_5^\ell), \quad (4)$$

where $\mathbf{W}_5^\ell \in \mathbb{R}^{d_1 \times d_0}$ and $\mathbf{b}_5^\ell \in \mathbb{R}^{1 \times d_0}$ are the weight matrix and bias term of MLP at the ℓ -th pooling layer. The proposed

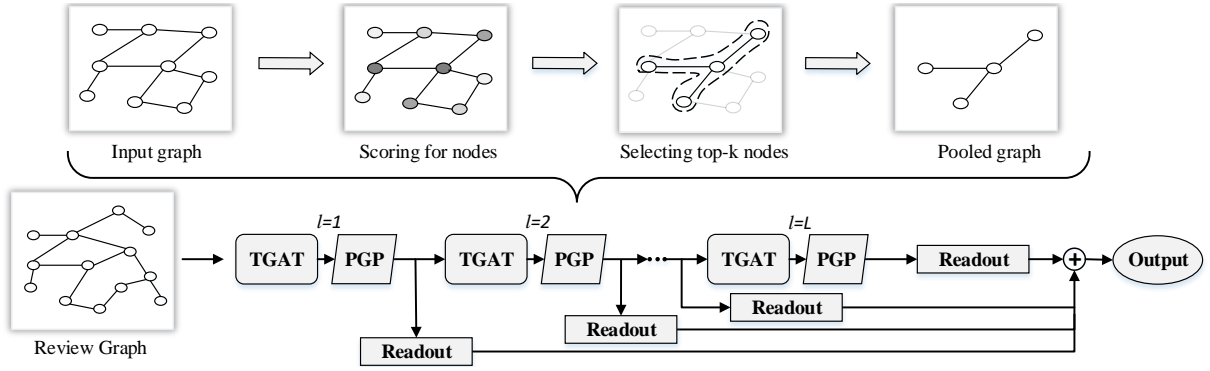


Figure 3: The procedure of hierarchical graph representation learning.

pooling operation begins by computing an importance score β_h^ℓ for each node $x_h \in \mathcal{X}_u^\ell$ as,

$$\beta_h^\ell = |\bar{\mathbf{x}}_h^\ell \boldsymbol{\theta}_u^{\ell \top}| + \frac{1}{|\mathcal{N}_h^\ell|} \sum_{x_t \in \mathcal{N}_h^\ell} |(\bar{\mathbf{x}}_h^\ell - \bar{\mathbf{x}}_t^\ell) \mathbf{w}^{\ell \top}|, \quad (5)$$

where $\mathbf{w}^\ell \in \mathbb{R}^{1 \times d_0}$ is a learnable parameter. In Eq. (5), the first part captures the importance of node x_h to the user u . The second part describes the feature diversity of x_h 's neighborhood at ℓ -th layer. It is developed based on the criterion that a node x_h can be removed in the pooled graph with negligible information loss, if x_h can be well reconstructed by its neighboring nodes in \mathcal{G}_u^ℓ . Then, the score vector $\beta^\ell = [\beta_1^\ell, \beta_2^\ell, \dots, \beta_{K_u^\ell}^\ell]^\top$ is multiplied with the feature matrix $\bar{\mathbf{X}}_u^\ell$ to obtain the following filtered feature matrix,

$$\hat{\mathbf{X}}_u^\ell = \mathbf{D}^\ell \bar{\mathbf{X}}_u^\ell, \quad (6)$$

where $\mathbf{D}^\ell \in \mathbb{R}^{K_u^\ell \times K_u^\ell}$ is a diagonal matrix. The diagonal element $D_{hh}^\ell = \sigma(\beta_h^\ell)$, and $\sigma(\cdot)$ denotes sigmoid function. Then, we can obtain the adjacency matrix $\mathbf{A}_u^{\ell+1}$ and feature matrix $\mathbf{X}_u^{\ell+1}$ of the pooled graph $\mathcal{G}_u^{\ell+1}$ as follows,

$$\text{idx} = \text{rank}(\beta^\ell, K_u^{\ell+1}), \quad (7)$$

$$\mathbf{A}_u^{\ell+1} = \mathbf{A}_u^\ell(\text{idx}, \text{idx}), \mathbf{X}_u^{\ell+1} = \hat{\mathbf{X}}_u^\ell(\text{idx}, :), \quad (8)$$

where $\text{rank}(\cdot)$ returns the indices of the top- $K_u^{\ell+1}$ values in β^ℓ , $\mathbf{A}_u^\ell(\text{idx}, \text{idx})$ is the row-wise and col-wise indexed adjacency matrix, and $\hat{\mathbf{X}}_u^\ell(\text{idx}, :)$ is the row-wise indexed feature matrix. Then, we have $\mathbf{A}_u^{\ell+1}$ and $\mathbf{X}_u^{\ell+1}$ which are new adjacency matrix and corresponding feature matrix of a smaller graph $\mathcal{G}_u^{\ell+1}$. Empirically, we can set $K_u^{\ell+1} = \lceil \alpha K_u^\ell \rceil$, where α is the pooling ratio, $\lceil \cdot \rceil$ is the ceiling function.

3.3 Feature Fusion

After repeating the TGAT and PGP operations L times, we can obtain multiple pooled sub-graphs with different size, i.e., $\mathcal{G}_u^2, \mathcal{G}_u^3, \dots, \mathcal{G}_u^{L+1}$. This hierarchical pooling operation extracts the coarser-grained information of review graph layer-by-layer, which can be considered as different level representations of reviews, e.g., word-level, sentence-level, and review-level. To integrate these sub-graph information, we

Table 1: The statistics of the experimental datasets.

Dataset	# Users	# Items	# Ratings	Density
Music	1,429	900	10,261	0.80%
Office	4,905	2,420	53,228	0.45%
Toys	19,412	11,924	167,597	0.07%
Beauty	22,363	12,101	198,502	0.07%
Games	24,303	10,672	231,577	0.09%

first use the max-pooling and MLP to generate representation of each sub-graph \mathcal{G}_u^ℓ as follows:

$$\hat{\mathbf{g}}_u^\ell = \max_{t=1}^{d_0} \mathbf{X}_u^\ell(:, t), \quad \mathbf{g}_u^\ell = \text{ReLU}(\hat{\mathbf{g}}_u^\ell \mathbf{W}_6^\ell + \mathbf{b}_6^\ell), \quad (9)$$

where $\mathbf{W}_6^\ell \in \mathbb{R}^{d_0 \times d_1}$ and $\mathbf{b}_6^\ell \in \mathbb{R}^{1 \times d_1}$ are the weight matrix and bias vector. \mathbf{g}_u^ℓ denotes the representation of the sub-graph generated at the ℓ -th layer. Then, we concatenate the non-linear transform of the user embedding after a MLP layer and the representations of sub-graphs at all layers to generate the semantic representation \mathbf{p}_u of the user u as follows,

$$\mathbf{m}_u = \text{ReLU}(\mathbf{e}_u \mathbf{W}_7 + \mathbf{b}_7), \quad \mathbf{p}_u = \mathbf{m}_u \oplus \mathbf{g}_u^2 \oplus \mathbf{g}_u^3 \oplus \dots \oplus \mathbf{g}_u^{L+1}, \quad (10)$$

where \oplus is the concatenating operation, $\mathbf{W}_7 \in \mathbb{R}^{d_1 \times d_1}$ and $\mathbf{b}_7 \in \mathbb{R}^{1 \times d_1}$ are the weight matrix and bias vector. Similarly, we can get the semantic representation of the item i as \mathbf{q}_i .

3.4 Rating Prediction

A factorization machine (FM) layer is used to predict the user's preference on an item, considering the higher order interactions between the user and item semantic features. Specifically, we first concatenate the user and item semantic representations as $\mathbf{z} = \mathbf{p}_u \oplus \mathbf{q}_i$, and the prediction \hat{y}_{ui} of the user's preference can be defined as follows,

$$\hat{y}_{ui} = b_0 + b_u + b_i + \mathbf{z} \mathbf{w}^\top + \sum_{i=1}^{d'} \sum_{j=i+1}^{d'} \langle \mathbf{v}_i, \mathbf{v}_j \rangle z_i z_j, \quad (11)$$

where b_0 , b_u and b_i are the global bias, user bias, and item bias. $\mathbf{w} \in \mathbb{R}^{1 \times d'}$ is the coefficient vector, and $d' = 2 * (L + 1) * d_1$. $\mathbf{v}_i, \mathbf{v}_j \in \mathbb{R}^{1 \times k}$ are the latent factors associated with i -th and j -th dimension of \mathbf{z} . z_i is the value of the i -th dimension of \mathbf{z} . In this work, we focus on the rating prediction

problem. Thus, the model parameters Θ of RGNN can be learned by solving the following optimization problem,

$$\min_{\Theta} \sum_{(u,i) \in \mathcal{D}} (y_{ui} - \hat{y}_{ui})^2 + \lambda \|\Theta\|_F^2, \quad (12)$$

where λ is the regularization parameter. The entire framework can be effectively trained by the end-to-end back propagation algorithm.

4 Experiments

We perform empirical experiments on real datasets to demonstrate the effectiveness of the proposed RGNN method.

4.1 Experimental Setting

Dataset: The experiments are performed on the Amazon review dataset [He and McAuley, 2016], which has been widely used for product recommendation. We choose the following 5-core review subsets for evaluation: “Musical Instruments”, “Office Products”, “Toys and Games”, “Beauty”, and “Video Games” (respectively denoted by Music, Office, Toys, Beauty, and Games). Table 1 summarizes the details of these experimental datasets.

Setup and Metric: For each dataset, we randomly choose 80% of the user-item review pairs for model training, and the remaining 20% review pairs are used for model evaluation. In addition, a validation set is constructed by randomly sample 10% of ratings from the training data. As this work focuses on the rating prediction task, the performances of the recommendation algorithms are typically evaluated by Mean Square Error (MSE), which has been widely used in previous studies [Wu *et al.*, 2019b; Liu *et al.*, 2019b]. The definition of MSE is as follows:

$$MSE = \frac{1}{|\mathcal{D}_{test}|} \sum_{(u,i) \in \mathcal{D}_{test}} (y_{ui} - \hat{y}_{ui})^2, \quad (13)$$

where \mathcal{D}_{test} denotes the set of all tested user-item rating pairs.

Baseline Methods: We compare RGNN with the following recommendation methods: (1) **PMF** [Mnih and Salakhutdinov, 2008]: This is the probabilistic matrix factorization model; (2) **CDL** [Wang *et al.*, 2015]: This is a hierarchical Bayesian model that employs SDAE for learning features from the content information and collaborative filtering for modeling the rating behaviors; (3) **DeepCoNN** [Zheng *et al.*, 2017]: This method contains two parallel networks, which focus on modeling the user behaviors and learning the item properties from the review data; (4) **NARRE** [Chen *et al.*, 2018]: This method uses an attention mechanism to model the importance of reviews and a neural regression model with review-level explanation for rating prediction; (5) **CARL** [Wu *et al.*, 2019b]: This is a context-aware representation learning model for rating prediction, which uses convolution operation and attention mechanism for review-based feature learning and factorization machine for modeling high-order feature interactions; (6) **NRPA** [Liu *et al.*, 2019b]: This method uses a review encoder to learn the review representation, and a user/item encoder with personalized attention

mechanism to learn user/item representations from reviews; (7) **RMG** [Wu *et al.*, 2019a]: This method utilizes a multi-view learning framework to incorporate information from the review-content view and user-item interaction view for recommendation; (8) **DAML** [Liu *et al.*, 2019a]: This method employs CNN with local and mutual attention mechanism to learn the review features and improve the interpretability of the recommendation model.

Parameter Settings: In RGNN, the dimensionality of the semantic space d_0 and the rating space d_1 are chosen from [8, 16, 32, 64, 128]. The learning rate γ is varied in [0.005, 0.001, 0.0005], and regularization parameter λ is varied in [1.0, 0.1, 0.05, 0.01, 0.001]. The batch size is chosen in [64, 128, 256]. Moreover, the number of layers L is varied in [1, 2, 3, 4], and the pooling ratio α is set to 0.5. The hyper-parameters of baseline methods are set following original papers. For all evaluated methods, we employ early stopping strategy for model training, and the optimal hyper-parameters are chosen based on the performances on the validation data.

4.2 Summary of Experimental Results

Table 2 summarizes the results of different recommendation methods. We can make the following observations.

- The review-based recommendation methods significantly outperforms PMF, which demonstrates the importance of review data for improving recommendation accuracy.
- The neural methods using CNNs and attention mechanism (e.g., DeepCoNN and NARRE) achieve better performances than CDL. The potential reason is that CDL employs bag-of-words model to process the review data, thus ignores the word order and local context information.
- The review-based methods based on attention mechanism (e.g., NARRE, NRPA, RMG) outperform DeepCoNN, by learning the importance of words or reviews for better understanding of users’ rating behaviours. DAML usually performs best among baseline methods. It utilizes mutual attention of the CNN to study the correlation between the user reviews and item reviews, thus can capture more information about the user preferences and item properties.
- RGNN consistently achieves the best performances on all datasets. The improvements over baselines are statistically significant with $p < 0.05$ using student *t-test*. In RGNN, the user/item reviews are described by a directed review graph with preserving the word orders, which can capture the global and non-consecutive topology and dependency information between words in reviews. Moreover, the PGP operator extracts hierarchical and coarser-grained representations of reviews while considering the user/item-specific properties, thus can further help improve the recommendation performance.

Moreover, Table 3 summarizes the performances of RGNN with respect to different settings of L . On Music, Office, Toys datasets, the best performances of RGNN are achieved by setting L to 2. On Games and Beauty datasets, RGNN achieves the best performances, when L is set to 3 and 4, respectively. This demonstrates the effectiveness of the hierarchical graph representation learning. Figure 4 shows the performances of the following RGNN variants on Music dataset:

Table 2: The performances of different recommendation algorithms evaluated by MSE. The best results are in **bold** faces and the second best results are underlined. \blacktriangle denotes the average improvements achieved by RGNN over all datasets. * indicates RGNN significantly outperforms all baselines with $p < 0.05$ using student t -test on the dataset.

Dataset	PMF	CDL	DeepCoNN	NARRE	CARL	NRPA	RMG	DAML	RGNN
Music	1.8783	1.2987	0.7909	0.7688	0.7632	0.7658	0.7560	<u>0.7401</u>	0.7319*
Office	0.9635	0.8763	0.7315	0.7266	0.7193	0.7343	0.7348	<u>0.7164</u>	0.7125*
Toys	1.6091	1.2479	0.8073	0.7912	0.8248	0.8100	0.8435	<u>0.7909</u>	0.7786*
Games	1.5260	1.6002	1.1234	1.1120	1.1308	1.1259	1.1496	<u>1.1086</u>	1.0996*
Beauty	2.7077	1.7726	1.2210	<u>1.1997</u>	1.2250	1.2034	1.2419	1.2175	1.1885*
\blacktriangle Improvements	83.47%	45.69%	3.26%	1.74%	3.04%	2.57%	4.29%	1.25%	-

Table 3: Performances of RGNN w.r.t. different L.

	Music	Office	Toys	Games	Beauty
L=1	0.7572	0.7130	0.7830	1.1021	1.1964
L=2	0.7319	0.7125	0.7786	1.1025	1.1946
L=3	0.7557	0.7145	0.7825	1.0996	1.1903
L=4	0.7557	0.7149	0.7802	1.1017	1.1885

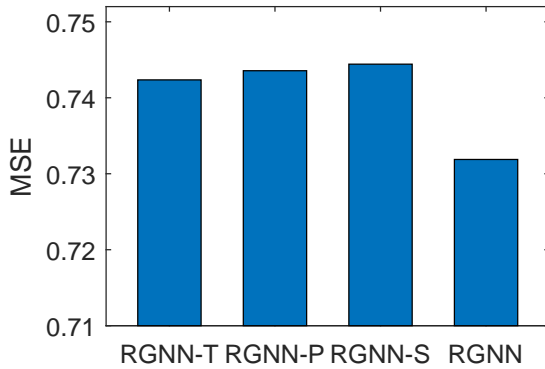


Figure 4: Performances of RGNN variants on Music dataset.

(1) **RGNN-T**: RGNN without considering the word orders (*i.e.*, removing the edge type embedding in Eq. (2)); (2) **RGNN-P**: RGNN without considering personalized properties of users/items (*i.e.*, using the same θ^ℓ for all users/items in Eq. (5)); (3) **RGNN-S**: RGNN without considering the feature diversity of a node’s neighborhood in estimating the node importance (*i.e.*, removing the second part in Eq. (5)). As shown in Figure 4, RGNN outperforms RGNN-T, RGNN-P, and RGNN-S. This indicates that the word order is important in extracting semantic information from reviews for recommendation. The proposed PGP operator can help improve the recommendation accuracy via capturing more informative review words for a user/item. This is achieved by considering the user/item-specific properties and the feature diversity of a node’s neighborhood in the review graph, when estimating the importance of a node (*i.e.*, word).

In addition, we also conduct a case study to further explore whether RGNN can select informative words in the graph pooling layer. We sample a user-item pair in test data and extract the review documents of the user and item. Figure 5 visualizes the heat maps of these review documents. We highlight the words extracted from the first PGP layer of RGNN. The darker the word background indicates the larger the importance score of the word (refer to Eq. (5)). As shown in

Figure 5, the words “playing”, “sound”, “money”, and “long” are highlighted in user reviews. These words indicate that this user may be more interested in the quality and price of an item. Moreover, in the item reviews, the words “high”, “quality”, “solid”, “sound”, and “cheap” which describe the item properties are selected in the first pooling layer. In the review given by the user on the item, from the words “price”, “quality”, “natural”, and “sound”, we can argue that the user’s high rating on this item is indeed, because this item meets the concerns of the user. Hence, this case again demonstrates that the PGP layer can select informative words from the review graphs, thus can help improve the recommendation accuracy.

5 Conclusion and Future Work

In this work, we propose a novel review-based recommendation model, namely Review Graph Neural Network (RGNN), which incorporates the advantages of graph attention networks and hierarchical graph pooling in understanding users’ review behaviors for recommendation. In RGNN, the reviews of each user/item are described by a directed graph, which simultaneously considers the co-occurrence of words and the word orders. RGNN employs a type-aware graph attention network and a personalized graph pooling operator to learn hierarchical semantic representations for users and items from the review data. A factorization machine layer is then developed to predict the user’s rating on an item, considering the interactions between the user and item semantic features. The experimental results on five real-world datasets show that RGNN consistently outperforms state-of-the-art review-based recommendation methods, in terms of MSE. For future work, we would like to extend RGNN to solve the top- N item recommendation problem.

References

- [Bao *et al.*, 2014] Yang Bao, Hui Fang, and Jie Zhang. Top-icmf: Simultaneously exploiting ratings and reviews for recommendation. In *AAAI’14*, 2014.
- [Blei *et al.*, 2003] David M Blei, Andrew Y Ng, and Michael I Jordan. Latent dirichlet allocation. *JMLR*, 3(Jan):993–1022, 2003.
- [Chen *et al.*, 2015] Li Chen, Guanliang Chen, and Feng Wang. Recommender systems based on user reviews: the state of the art. *User Modeling and User-Adapted Interaction*, 25(2):99–154, 2015.

Review document of user (ID: 701):	Review document of item (ID: 594):
<p>"I absolutely love these strings. I'm used to playing higher tension strings and these fit the bill perfectly. They have a great full sound and after breaking them in after a couple weeks of playing they give a really good classic P bass sound. Its not for people who want the modern brighter sound but for the classic 50s 60s and 70s sound these are great!"</p> <p>"Only issue they break easily. But they last a long time and sound great. Well worth the money. Crisp and fresh tone for a long time."</p> <p>"I love these strings they are a little more mellow than most mando strings so they sit in the mix and let the guitars cut though a little more. I'm hoping they last a while!"</p> <p>I love these cables. I ordered two about a year and change ago and they are my main cables for my bass and guitar rigs. They are still perfect and they get used for many hours each day</p>	<p>"I've used both the ES-57 and ES-58 for several years now. They are a fantastic mic. great quality and construction...I would probably suggest a higher end if you were studio recording but I set up for live sound in and outdoors and these work great..."</p> <p>"This mic has a very solid construction and looks and feels like a SM57...I think it will do just fine."</p> <p>"Wow, I will never buy another SM-57 again...I am so psyched that I found this microphone, it's perfect. But seriously, the sound quality has never once disappointed me...But everyone else has talked about sound, so I want to talk about build quality. It's solid, has some weight to it, and the plastic at the top feels exactly right."</p> <p>"I run the sound for local bands and I use SM's because they can take abuse and still sound great...A little less bass but that doesn't mean it is a thin sound - it certainly is not. I can get it to sound the same as the SM if I EQ it slightly but I like the natural sound anyway. Also, the signal is a bit hotter but I really like the tone for both vocals and for instruments. Value for money it can't be beat. If you are on a budget, get one..."</p> <p>"I bought this to replace my Blue Snowball because I've reached that point where I require something that sounds a little bit more professional than what I was using...My voice sounds great with this thing...With this, my voice is strong and clear...The materials feel high quality. This feels like a professional microphone...All I can tell you is that this thing sounds freaking amazing... So if you're looking for a vocal/podcast mic, this is a great, cheap option. Are there better options? Sure, but not for this price. Not even close. Recommended wholeheartedly."</p>
Review given by user 701 on item 594:	
<p>This is the equivalent to the Shure SM-57 except for a quarter of the price. The quality is almost the same and in terms of recording they are pretty much the same as well. There allow a more natural sound than the SM57 I believe and are thus a better product!</p>	
Rating given by user 701 on item 594:	
<p>Real rating value: 5.0; Predicted rating value: 5.064</p>	

Figure 5: Highlighted words according to importance scores in the review documents of a user-item pair.

- [Chen *et al.*, 2018] Chong Chen, Min Zhang, Yiqun Liu, and Shaoping Ma. Neural attentional rating regression with review-level explanations. In *WWW'18*, pages 1583–1592, 2018.
- [Gao and Ji, 2019] Hongyang Gao and Shuiwang Ji. Graph u-nets. *arXiv preprint arXiv:1905.05178*, 2019.
- [Gao *et al.*, 2019] Hongyang Gao, Yongjun Chen, and Shuiwang Ji. Learning graph pooling and hybrid convolutional operations for text representations. In *WWW'19*, pages 2743–2749. ACM, 2019.
- [He and McAuley, 2016] Ruining He and Julian McAuley. Ups and downs: Modeling the visual evolution of fashion trends with one-class collaborative filtering. In *WWW'16*, pages 507–517, 2016.
- [Lee *et al.*, 2019] Junhyun Lee, Inyeop Lee, and Jaewoo Kang. Self-attention graph pooling. *arXiv preprint arXiv:1904.08082*, 2019.
- [Ling *et al.*, 2014] Guang Ling, Michael R Lyu, and Irwin King. Ratings meet reviews, a combined approach to recommend. In *RecSys'14*, pages 105–112, 2014.
- [Liu *et al.*, 2014] Yong Liu, Wei Wei, Aixin Sun, and Chunyan Miao. Exploiting geographical neighborhood characteristics for location recommendation. In *CIKM'14*, pages 739–748, 2014.
- [Liu *et al.*, 2015] Yong Liu, Peilin Zhao, Aixin Sun, and Chunyan Miao. A boosting algorithm for item recommendation with implicit feedback. In *IJCAI'15*, 2015.
- [Liu *et al.*, 2017] Yong Liu, Peilin Zhao, Xin Liu, Min Wu, Lixin Duan, and Xiao-Li Li. Learning user dependencies for recommendation. In *IJCAI'17*, pages 2379–2385, 2017.
- [Liu *et al.*, 2018] Yong Liu, Lifan Zhao, Guimei Liu, Xinyan Lu, Peng Gao, Xiao-Li Li, and Zhihui Jin. Dynamic bayesian logistic matrix factorization for recommendation with implicit feedback. In *IJCAI'18*, pages 3463–3469, 2018.
- [Liu *et al.*, 2019a] Donghua Liu, Jing Li, Bo Du, Jun Chang, and Rong Gao. Daml: Dual attention mutual learning between ratings and reviews for item recommendation. In *KDD'19*, pages 344–352. ACM, 2019.
- [Liu *et al.*, 2019b] Hongtao Liu, Fangzhao Wu, Wenjun Wang, Xianchen Wang, Pengfei Jiao, Chuhan Wu, and Xing Xie. Nrpa: Neural recommendation with personalized attention. *SIGIR'19*, 2019.
- [Lu *et al.*, 2018] Yichao Lu, Ruihai Dong, and Barry Smyth. Coevolutionary recommendation model: Mutual learning between ratings and reviews. In *WWW'18*, pages 773–782, 2018.
- [Malliaros and Vazirgiannis, 2017] Fragkiskos D Malliaros and Michalis Vazirgiannis. Graph-based text representations: Boosting text mining, nlp and information retrieval with graphs. In *EMNLP'17: Tutorial Abstracts*, 2017.
- [McAuley and Leskovec, 2013] Julian McAuley and Jure Leskovec. Hidden factors and hidden topics: understanding rating dimensions with review text. In *RecSys'13*, pages 165–172, 2013.
- [Mihalcea and Tarau, 2004] Rada Mihalcea and Paul Tarau. TextRank: Bringing order into text. In *EMNLP'04*, pages 404–411, July 2004.
- [Mikolov *et al.*, 2013] Tomas Mikolov, Kai Chen, Greg Corrado, and Jeffrey Dean. Efficient estimation of word representations in vector space. *arXiv preprint arXiv:1301.3781*, 2013.
- [Mnih and Salakhutdinov, 2008] Andriy Mnih and Ruslan R Salakhutdinov. Probabilistic matrix factorization. In *NIPS'08*, pages 1257–1264, 2008.
- [Ranjan *et al.*, 2019] Ekagra Ranjan, Soumya Sanyal, and Partha Pratim Talukdar. Asap: Adaptive structure aware pooling for learning hierarchical graph representations. *arXiv preprint arXiv:1911.07979*, 2019.
- [Rendle, 2010] Steffen Rendle. Factorization machines. In *ICDM'10*, pages 995–1000, 2010.

- [Shen *et al.*, 2018] Dinghan Shen, Guoyin Wang, Wenlin Wang, Martin Renqiang Min, Qinliang Su, Yizhe Zhang, Chunyuan Li, Ricardo Henao, and Lawrence Carin. Base-line needs more love: On simple word-embedding-based models and associated pooling mechanisms. In *ACL'18*, pages 440–450, 2018.
- [Tan *et al.*, 2016] Yunzhi Tan, Min Zhang, Yiqun Liu, and Shaoping Ma. Rating-boosted latent topics: Understanding users and items with ratings and reviews. In *IJCAI'16*, volume 16, pages 2640–2646, 2016.
- [Wang *et al.*, 2015] Hao Wang, Naiyan Wang, and Dit-Yan Yeung. Collaborative deep learning for recommender systems. In *KDD'15*, pages 1235–1244. ACM, 2015.
- [Wu *et al.*, 2019a] Chuhan Wu, Fangzhao Wu, Tao Qi, Suyu Ge, Yongfeng Huang, and Xing Xie. Reviews meet graphs: Enhancing user and item representations for recommendation with hierarchical attentive graph neural network. In *EMNLP-IJCNLP 2019*, pages 4886–4895, 2019.
- [Wu *et al.*, 2019b] Libing Wu, Cong Quan, Chenliang Li, Qian Wang, Bolong Zheng, and Xiangyang Luo. A context-aware user-item representation learning for item recommendation. *TOIS*, 37(2):22, 2019.
- [Wu *et al.*, 2019c] Qiong Wu, Yong Liu, Chunyan Miao, Binqiang Zhao, Yin Zhao, and Lu Guan. Pd-gan: adversarial learning for personalized diversity-promoting recommendation. In *IJCAI'19*, pages 3870–3876. AAAI Press, 2019.
- [Yang *et al.*, 2018] Peng Yang, Peilin Zhao, Yong Liu, and Xin Gao. Robust cost-sensitive learning for recommendation with implicit feedback. In *SDM'18*, pages 621–629. SIAM, 2018.
- [Zhang *et al.*, 2016] Wei Zhang, Quan Yuan, Jiawei Han, and Jianyong Wang. Collaborative multi-level embedding learning from reviews for rating prediction. In *IJCAI'16*, pages 2986–2992, 2016.
- [Zhang *et al.*, 2019] Zhen Zhang, Jiajun Bu, Martin Ester, Jianfeng Zhang, Chengwei Yao, Zhi Yu, and Can Wang. Hierarchical graph pooling with structure learning. *arXiv preprint arXiv:1911.05954*, 2019.
- [Zheng *et al.*, 2017] Lei Zheng, Vahid Noroozi, and Philip S Yu. Joint deep modeling of users and items using reviews for recommendation. In *WSDM'17*, pages 425–434. ACM, 2017.