

G-DAUG: Generative Data Augmentation for Commonsense Reasoning

Yiben Yang[♣] Chaitanya Malaviya[†] Jared Fernandez[♣] Swabha Swayamdipta[†]
 Ronan Le Bras[†] Ji-Ping Wang[♣] Chandra Bhagavatula[†] Yejin Choi[◇] Doug Downey^{♣†}

[♣]Northwestern University, Evanston, IL, USA

[†]Allen Institute for Artificial Intelligence, Seattle, WA, USA

[◇]Paul G. Allen School of Computer Science & Engineering, University of Washington, Seattle, WA, USA
 {yiben.yang@, jared.fern@u., jzwang@}northwestern.edu
 {chaitanyam, swabhas, ronanlb, chandrab, yejin, dougd}@allenai.org

Abstract

Recent advances in commonsense reasoning depend on large-scale human-annotated training data to achieve peak performance. However, manual curation of training examples is expensive and has been shown to introduce annotation artifacts that neural models can readily exploit and overfit on. We investigate G-DAUG, a novel generative data augmentation method that aims to achieve more accurate and robust learning in the low-resource setting. Our approach generates synthetic examples using pretrained language models, and selects the most informative and diverse set of examples for data augmentation. In experiments with multiple commonsense reasoning benchmarks, G-DAUG consistently outperforms existing data augmentation methods based on back-translation, and establishes a new state-of-the-art on WINOGRANDE, CODAH, and COMMONSENSEQA. Further, in addition to improvements in in-distribution accuracy, G-DAUG-augmented training also enhances out-of-distribution generalization, showing greater robustness against adversarial or perturbed examples. Our analysis demonstrates that G-DAUG produces a diverse set of fluent training examples, and that its selection and training approaches are important for performance. Our findings encourage future research toward generative data augmentation to enhance both in-distribution learning and out-of-distribution generalization.

1 Introduction

While recent advances in large-scale neural language models (Devlin et al., 2019; Liu et al., 2019; Radford et al., 2019; Raffel et al., 2019) have led to strong performance on several commonsense reasoning benchmarks (Talmor et al., 2019; Lv et al., 2020; Sakaguchi et al., 2020), their accuracy by and large depends on the availability of large-scale

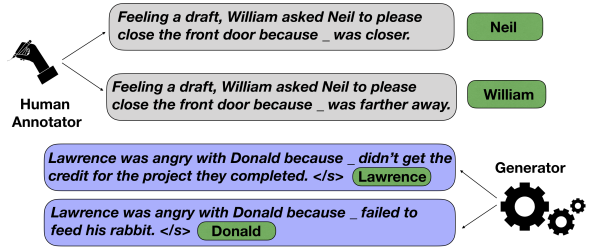


Figure 1: Example of a selected high-quality generated example compared to a human-authored example from the WINOGRANDE dataset. Composing commonsense questions can require creativity.

human-authored training data. However, crowdsourcing training examples at scale for each new task and domain can be prohibitively expensive. Moreover, human-authored data has been shown to exhibit annotation artifacts (Gururangan et al., 2018; Agrawal et al., 2018; Schwartz et al., 2017), leading to models with considerably weaker performance on out-of-distribution samples (Jia and Liang, 2017; Belinkov and Bisk, 2017; Iyyer et al., 2018).

We present **Generative Data Augmentation (G-DAUG; §2)**: a framework for augmenting training data with *diverse* and *informative* synthetic training examples to improve both in-distribution performance and out-of-distribution generalization of commonsense reasoning models.

While data augmentation with synthetic examples has been used elsewhere in NLP, generating synthetic examples for commonsense reasoning poses a unique challenge. For instance, for data augmentation in reading comprehension (Zhou et al., 2017; Du et al., 2017; Zhao et al., 2018a), the generator is given a reference passage and the task is to generate questions that are directly answered by the passage. In contrast, answering commonsense questions relies on commonsense

notions that are seldom stated explicitly (Gordon and Van Durme, 2013; Forbes and Choi, 2017), and authoring such questions can require creativity. We hypothesize that pretrained language models, such as GPT-2 (Radford et al., 2019), capture some common sense expressed implicitly in their pretraining corpus, building upon promising evidence from previous work (Yang et al., 2018; Trinh and Le, 2018; Bosselut et al., 2019; Davison et al., 2019). Hence, questions generated by such models can form helpful training data.

A generative model allows us to produce large pools of synthetic training examples, alleviating the need for expensive crowdsourcing. Nonetheless, the automatically generated examples may be noisy or redundant. To ensure that we use the most informative examples for augmentation, we introduce data selection methods based on influence functions (Koh and Liang, 2017) and a heuristic to maximize the diversity of the generated data pool. Finally, we propose an effective two-stage training scheme for augmentation with synthetic data. In experiments across multiple commonsense benchmarks, we show that G-DAUG can mitigate the expense and brittleness brought about by large training sets for commonsense reasoning tasks. In detail, our main contributions are the following:

1. We introduce G-DAUG, a generative data augmentation framework for commonsense reasoning tasks.
2. We propose novel selection methods that identify *informative* and *diverse* synthetic training examples from the generated pool.
3. In experiments, we show that G-DAUG boosts in-domain performance (achieving a 1.6% average absolute gain across five commonsense reasoning benchmarks) and improves model robustness in terms of resistance to adversarial attacks (Jin et al., 2020) and accuracy on perturbed evaluation sets. We achieve new state-of-the-art results on the WINOGRANDE (Sakaguchi et al., 2020), COMMONSENSEQA (Talmor et al., 2019), and CODAH (Chen et al., 2019) benchmarks.
4. We provide a comprehensive analysis of the factors that influence G-DAUG’s performance.

We describe the G-DAUG framework in §2 and §3. Empirical results are provided in §4 and our analysis is presented in §5. Finally, we review related work in §6 and conclude in §7.

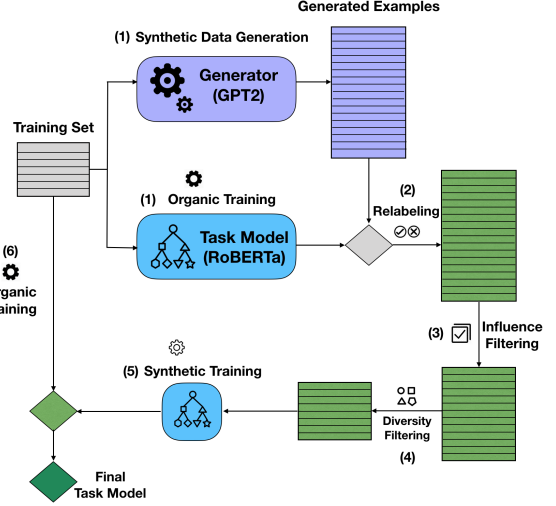


Figure 2: Illustration of the G-DAUG process. We start by (1) generating synthetic data and training a task model, and then (2) relabel the generated data using the task model. Then, we (3) filter the generated data based on estimated influence scores, and (4) further select a subset based on a diversity-maximizing heuristic. Finally, we train a new task model in step (5) using the filtered generations (*synthetic training*), and then train this model using the original training data in step (6) (*organic training*).

2 G-DAUG

We now describe our framework for **Generative Data Augmentation (G-DAUG)**. The high-level overview of our approach is shown in Figure 2. In this section, we describe how G-DAUG generates synthetic questions, answers, and distractors for a given dataset using a combination of a pretrained generative language model and a task-specific supervised model. Then, in §3 we describe how G-DAUG filters the generated data and uses it for data augmentation.

2.1 Synthetic Training Data Generation

Our method involves finetuning a pretrained generative language model by maximizing the log-likelihood of a sequence of text, \mathbf{W} :

$$\mathcal{L}_{\mathbf{W}}(\theta) := \sum_{t=1}^T \log P(w_t | \mathbf{W}_{1:t-1}; \theta),$$

where $\mathbf{W}_{1:t-1}$ denotes a subsequence of \mathbf{W} and θ denotes the model parameters.¹ Below, we consider a multiple choice question answering task as a running example to demonstrate how variations of this objective are used to finetune the LM for

¹ $\mathbf{W}_{1:0}$ denotes an empty sequence

generating synthetic questions, answers and distractors.²

Given a dataset $\mathcal{D} = \{(\mathbf{Q}^i, \mathcal{C}^i, y^i) : i = 1, 2, \dots, N\}$, where \mathbf{Q}^i is a sequence of words denoting the i^{th} question, $\mathcal{C}^i = \{\mathbf{C}_j^i : j = 1, 2, \dots, K\}$ is the corresponding choice set with K choices that are word sequences as well, and $y^i \in \{1, 2, \dots, K\}$ denotes its ground truth label. We denote $\mathbf{C}_{y^i}^i$ as the **answer** and the $\mathbf{C}_{j \neq y^i}^i$'s as the **distractors**.

Generating Synthetic Questions We obtain a question generator to synthesize questions by fine-tuning a pretrained generative language model on the training question set $\{\mathbf{Q}^i\}$ to optimize the language modeling objective: $\mathcal{L}_q(\theta_q) = \sum_{i=1}^N \log P(\mathbf{Q}^i; \theta_q)$, where θ_q denotes parameters of the question generator. After finetuning, we generate new questions with nucleus sampling (Holtzman et al., 2020), which is suitable for generating long-form text.

Generating Synthetic Answers and Distractors

As answers and distractors have different purposes in each example question, we model them independently according to different distributions. Hence, we independently finetune two separate generative LMs to generate answers and distractors. More specifically, the answer generator is trained to maximize the conditional log-likelihood of the answer given the question, and the distractor generator is trained to maximize the conditional log-likelihood of the distractors. Mathematically, we optimize the following two objectives:

$$\mathcal{L}_a(\theta_a) = \sum_{i=1}^N \log P(\mathbf{C}_{y^i}^i | \mathbf{Q}^i; \theta_a),$$

$$\mathcal{L}_d(\theta_d) = \sum_{i=1}^N \sum_{j \neq y^i} \log P(\mathbf{C}_j^i | \mathbf{Q}^i; \theta_d),$$

where θ_a and θ_d denotes the parameters of the answer and distractor generators respectively. In order to obtain high-quality answers, we use nucleus sampling with low temperature (for long answers) or greedy decoding (for short answers). For distractor generation, diversity is more important because training with repetitive distractors is not informative, so we use nucleus sampling without temperature for those.

² Specific modifications for other tasks, e.g. textual entailment, are discussed in Appendix A.

Data Relabeling. As shown above, our choice of generative LMs naturally defines labels for the synthetic questions. Alternatively, we can apply a supervised task model, which is trained on the original task dataset, to relabel the synthetic questions from a candidate pool of synthetic answers and distractors. This is similar to treating the synthetic questions as unlabeled data and applying self-training. Because the utility of this self-training can be variable, we recommend selecting whether to relabel or not for each task, based on validation data.

3 Synthetic Data Selection and Training

The generation techniques described in the previous section result in a large pool of generated synthetic samples. In this section, we describe how G-DAUG uses this data for data augmentation. We first propose three data selection methods based on different criteria to further boost performance (§3.1) by selecting the most relevant synthetic examples. Then, we describe a simple staged training procedure (§3.2) to mitigate the negative impact from noise in the synthetic training data.

3.1 Selecting High-quality and Diverse Synthetic Examples

A randomly sampled synthetic dataset may contain many examples that are similar to one another, along with low-quality generations (Holtzman et al., 2020). Intuitively, a more diverse and high-quality synthetic dataset would benefit the downstream task model more. In this section, we propose to improve our downstream task performance by selecting synthetic examples, using three algorithms that target quality, diversity and a combination of both. We refer to our random selection baseline as **G-DAUG-Rand**.

Filtering with Influence Functions. We consider an approach to improve the quality of a synthetic dataset by filtering out detrimental synthetic training examples. A given training example x is considered detrimental if including x in the training set results in a higher generalization error, which is often approximated by validation loss in practice. Finding whether x increases validation loss would naively require retraining the model with the example included to evaluate how much the validation loss differs, which is computationally prohibitive to compute for a large pool of examples. Fortunately,

the validation loss change can be efficiently approximated through the use of influence functions. Influence functions are a classic technique from robust statistics (Atkinson et al., 1983) that has recently been applied to deep neural networks (Koh and Liang, 2017). While previous work focuses on removing or examining existing training examples (Koh and Liang, 2017; Wang et al., 2018b), we use influence functions to estimate the effect of including an unseen novel example into the training in order to filter out unhelpful synthetic data points to boost the performance of our generative data augmentation scheme. Note that Koh and Liang (2017) compute influence on loss value of a single test example. Instead of aggregating individual influences of including x on loss of each validation example, we compute influence only once per synthetic example on the average validation loss to make computation feasible for large models with large pools of synthetic data. Please refer to Appendix F for a detailed derivation. After computing the influence scores, we filter out detrimental synthetic data (i.e., those that have a positive influence on the validation loss when upweighted). We refer to this approach as **G-DAUG-Influence**.

Selecting Diverse Examples. We hypothesize that a diverse set of examples will provide a more reliable training signal to the task model. Here, we measure diversity in terms of the number of unique n -grams ($\#n$ -grams) in the training set. We propose a simple greedy algorithm that iteratively selects a synthetic training example from the pool that maximizes the diversity measure. In our experiments, we set $n = 1$. We refer to this approach as **G-DAUG-Diversity**. Exploring richer models of diversity, in terms of other metrics (such as embedding distance), is possible future work.

Combining Influence Filtering and Diversity Maximization G-DAUG-Influence and G-DAUG-Diversity have complementary benefits—the former aims at improving individual quality by filtering out potentially detrimental training examples, and the latter is designed to select diverse examples but has no control over the quality of selected examples. Hence, we propose a selection algorithm called **G-DAUG-Combo** that aims to improve both the diversity and quality of the selected synthetic examples. Under this method, we first apply G-DAUG-Influence to construct a high quality synthetic data pool, and then apply

G-DAUG-Diversity to select the most diverse examples from the pool.

3.2 Training with Synthetic Data

In traditional data augmentation settings, augmented data are usually mixed with the original training set and are trained together with the original data (Wei and Zou, 2019; Kafle et al., 2017). However, when dealing with generated data, the intrinsic label noise may be detrimental to the learning process as noted by Kafle et al. (2017). In addition, noise could also come from questions, for example, the model can generate either nonsensical or ambiguous questions (see Table 9 under §4.2). We propose a simple training method to treat synthetic data and original data differently during learning to address this issue.

Two Stage Separate Training. Our approach is simple: split synthetic and original data training into two separate stages. We first train a task model on the synthetic data (**Synthetic Training**), then train it on the original, human-authored training set (**Organic Training**). If a task model learns some unfavorable noise from the synthetic data in the first stage, it has a chance to “correct” this in the second stage with the original data. We also experimented with minimizing a joint objective interpolating the loss on the synthetic data and the loss on the original data with an importance weight α to mitigate noise by downweighting the synthetic examples. However, in our preliminary experiments (see Section 5), we found that two-stage training performs better than the importance-weighted loss method, while also being easier to implement.

4 Experiments

We study G-DAUG’s effectiveness on four commonsense QA benchmarks: COMMONSENSEQA (Talmor et al., 2019), WINOGRANDE (Sakaguchi et al., 2020), CODAH (Chen et al., 2019), HellaSwag (Zellers et al., 2019), as well as one textual entailment task, SNLI (Bowman et al., 2015) which was designed to require some degree of common sense. Details on each dataset are provided in Appendix A. In order to evaluate in the low-resource setting (where training examples are limited), we downsample the large HellaSwag and SNLI training sets to 2K and 3K examples respectively. The other datasets are either already low-resource or have a low-resource component. While our focus

is on common sense, our techniques are also applicable to other closed-book QA tasks, such as science QA. To assess G-DAUG outside of the commonsense domain, we also evaluate on a challenging closed-book version of the ARC-Challenge Scientific QA task (Clark et al., 2018), in which access to the scientific corpus for the ARC dataset (or any other information sources) is disallowed during test.

Robustness Evaluation Besides measuring in-distribution performance, we also analyze the augmented models’ robustness to perturbed or adversarial data, obtained using synonym replacement via WordNet (Fellbaum, 1998), and TextFooler (Jin et al., 2020) adversarial attacks. Following Wei and Zou (2019), we perform WordNet-based synonym replacement on the validation or test set (when test labels are available) with a 10% replacement rate³. Our second evaluation with TextFooler utilizes several techniques to identify and prioritize the most important words to be replaced with the most semantically similar and grammatically correct substitutes, until the model prediction is altered. We adopt two metrics to measure the robustness under TextFooler’s attack: **failure rate** and **average perturbation ratio**. Failure rate is defined as the proportion of examples for which TextFooler fails to change the model prediction, and average perturbation ratio refers to the average fraction of words replaced when TextFooler succeeds in altering the model prediction. We re-implement TextFooler with two minor changes: we only swap words in questions, not answers; and we replace the Universal Sentence Encoder with SROBERTA (Reimers and Gurevych, 2019), a state-of-the-art sentence embedding method.

4.1 Experimental Settings

We use ROBERTA (Liu et al., 2019) as our pre-trained task model, and GPT-2 (Radford et al., 2019) as our pretrained generator.⁴ We use validation performance to decide whether to do relabeling for COMMONSENSEQA and WINOGRANDE, and simply apply relabeling by default on all other tasks (tuning this choice may further boost performance on the other tasks). For the sake of a controlled comparison, we restrict the synthetic dataset size to be equal across the all methods. We repeat all

³https://github.com/jasonwei20/eda_nlp

⁴We used the HuggingFace library (Wolf et al., 2019) for both.

experiments with 10 random restarts and pick the best model based on validation performance. Additional experimental details, including hyperparameters for each experiment, are provided in Appendix A, E and D.

Baselines Our first baseline is a finetuned ROBERTA model with no augmentation. To compare with existing work on data augmentation, we also report results using a backtranslation approach from Xie et al. (2019); in our experiments, we randomly mix the original and backtranslated data.⁵

4.2 In-Distribution Evaluation

Our primary results are reported in Table 1. The G-DAUG methods perform better than the baselines: on average, all of the proposed selection algorithms achieve higher test performance than G-DAUG-Rand. G-DAUG-Combo performs the best on 3/5 tasks and obtains the highest average score 78.7%, a 1.6% absolute gain over the non-augmented baseline. Moreover, with G-DAUG-Combo, we obtain a 5.0% absolute gain over previously published state of the art results on WINOGRANDE.⁶ For COMMONSENSEQA, G-DAUG-Combo outperforms the prior non-ensemble state-of-the-art (Zhu et al., 2020) by 0.4%. We also achieve a new state-of-the-art on CODAH, where the previous best (BERT-based) score was 67.5% (Chen et al., 2019). Backtranslation hurts performance: the non-augmented baseline uniformly outperforms Backtranslation, and the average score drops by 1% with Backtranslation. For validation set results, see Appendix B.

4.3 Robustness Evaluation

Synonym Replacement Table 2 presents our evaluation on synonym replacement sets. For CODAH and HellaSwag-2K, we perturb test folds/sets, as the labels are available. Performing synonym replacement does not guarantee that the perturbed examples are still correct, due to e.g. polysemy. However, assuming the models perform similarly on invalid questions, higher accuracy on synonym-replaced questions may suggest better performance

⁵<https://github.com/google-research/uda/>

⁶These results are state-of-the-art for our model class; at the time of this writing, the WINOGRANDE leaderboard lists one superior result, but that is based on a T5 model with roughly an order of magnitude more parameters than ours. G-DAUG is also applicable to larger models like T5, and experiments with these is an item of future work.

Method	CSQA (Acc)	WINOGRANDE (AUC)	CODAH (Acc)	HellaSwag-2K (Acc)	SNLI-3K (Acc)	Average
RoBERTA (reported)	72.1	66.4	-	-	-	-
RoBERTA (ours)	71.6	67.5	82.3	75.4	88.6	77.1
Backtranslation	70.2	67.2	81.8	73.0	88.1	76.1
G-DAUG-Rand	71.8	70.9	83.6	75.9	89.0	78.2
G-DAUG-Influence	72.1	70.9	84.3	75.8	88.7	78.4
G-DAUG-Diversity	72.3	71.2	83.5	76.1	89.0	78.4
G-DAUG-Combo	72.6	71.4	84.0	76.8	88.7	78.7

Table 1: Results on the test sets of five commonsense benchmarks. RoBERTA (reported) is the result for the RoBERTA-large baseline reported in previous work. RoBERTA (ours) is our evaluation of RoBERTA-large baselines following our experimental setup. All G-DAUG methods outperform the baseline methods, and G-DAUG-Combo performs the best on the majority of the tasks (3/5) and achieves the highest average score.

Method	CSQA	WINOGRANDE	CODAH	Hellaswag-2K	SNLI-3K	Average
RoBERTA (ours)	69.9	63.8	74.7	63.2	77.5	69.8
Backtranslation	69.0	62.3	75.5	65.4	81.0	70.6
G-DAUG-Rand	72.1	65.5	75.9	64.1	78.6	71.2
G-DAUG-Influence	71.0	65.7	76.2	64.3	78.6	71.2
G-DAUG-Diversity	71.6	66.0	76.0	64.8	79.4	71.6
G-DAUG-Combo	72.0	66.0	76.0	65.2	78.7	71.6

Table 2: Results on WordNet-based synonym replacement sets. Metrics are the same as Table 2. G-DAUG-Diversity and G-DAUG-Combo achieve the highest average score.

on the valid perturbations. G-DAUG outperforms the baselines, with G-DAUG-Combo and G-DAUG-Diversity obtaining the best average performance. This suggests that augmenting with diverse questions is helpful for model robustness.

TextFooler Our measurements of model performance under the TextFooler adversarial attack are shown in Table 3. The models trained with data augmentation are more robust to adversarial attacks, as all G-DAUG variants and Backtranslation outperform the RoBERTA baseline on both metrics. G-DAUG-Diversity obtains the best failure rate, while Backtranslation achieves the best average perturbation ratio (higher is better, in both metrics). Interestingly, G-DAUG-Combo does not perform as well as G-DAUG-Diversity, although it optimizes for diversity as well. Finally, Backtranslation performs well under this setting although it hurts in-domain accuracy in most cases. A possible explanation is that Backtranslation trains the model to maintain the same prediction under paraphrasing, making it harder for TextFooler to alter the model’s predictions by feeding it semantically similar examples.

Finally, we evaluate all SNLI models on the NLI Diagnostics dataset (Wang et al., 2018a), which is hand-crafted for probing model performance on out-of-distribution examples. All G-DAUG models

outperform baseline models on this benchmark, suggesting improved robustness. These results are reported in Appendix C.

4.4 Results on ARC

We explore G-DAUG’s effectiveness outside of the commonsense domain in Table 4, where we evaluate on closed-book ARC-Challenge Scientific QA. Unlike the commonsense domain, valid science questions are harder to generate because their semantics is very precise. Despite that, G-DAUG still improves on both validation and test sets by a large margin compared to the baselines. G-DAUG-Influence achieves the best accuracy on the validation, test and synonym replacement sets, while G-DAUG-Diversity is the most robust against the adversarial attacks but has worse accuracy than G-DAUG-Rand. This suggests that optimizing for question quality is more important when the synthetic data is more noisy as it is for ARC, and that optimizing for diversity in this case can hurt performance.

5 Analysis and Discussion

In this section, we provide an analysis of the factors that influence G-DAUG’s performance. Because the experiments are computationally expensive, we focus most of our analysis on just one data set

Method	CSQA	WINOGRANDE	CODAH	Hellaswag-2K	SNLI-3K	Average
ROBERTA (ours)	14.8/12.6	4.5/7.8	30.9/15.8	17.4/9.8	17.0/20.2	16.9/13.2
Backtranslation	17.0 /12.9	5.0/8.2	37.1 /15.9	20.2/10.2	18.8/ 21.7	19.6/ 13.8
G-DAUG-Rand	15.6/ 13.0	5.7/8.4	36.2/15.9	20.0/10.6	17.7/20.6	19.0/13.7
G-DAUG-Influence	16.3/12.8	5.4/8.4	34.9/15.8	19.2/ 10.7	18.0/20.7	18.8/13.7
G-DAUG-Diversity	16.0/12.9	5.9 /8.4	36.1/ 16.2	21.4 /10.4	19.0 /20.5	19.7 /13.7
G-DAUG-Combo	16.5/12.6	5.9 / 8.5	35.2/15.7	21.3/10.5	16.7/20.5	19.1/13.6

Table 3: Failure rates/average perturbation ratio of TextFooler-based adversarial attacks (higher is better). “Failure rate” is the proportion of examples for which TextFooler fails to change the model prediction and “average perturbation ratio” is the percentage of words replaced on average to achieve a successful attack (failed examples are excluded in the calculation). A higher failure rate means that a model is more robust, while a higher average perturbation ratio suggests that the attacker needs more effort to achieve a successful attack when possible. Models trained with augmented data are more robust to TextFooler’s attacks compared to models without data augmentation. On average, Backtranslation and G-DAUG-Diversity perform the best.

Method	Validation	Test	Synonym	TF:failure	TF:perturbation
ROBERTA (ours)	43.5	39.4	35.2	6.6	9.3
Backtranslation	43.1	43.1	42.4	9.3	10.3
G-DAUG-Rand	50.8	48.1	43.4	12.9	10.8
G-DAUG-Influence	51.5	48.5	45.2	12.4	11.0
G-DAUG-Diversity	49.5	47.5	42.2	13.9	10.8
G-DAUG-Combo	50.8	48.2	43.8	13.1	10.7

Table 4: Results on ARC-Challenge Scientific QA in the closed-book setting. “Synonym” refers to the synonym replacement set, “TF:failure” refers to the TextFooler failure rate, and “TF:perturbation” refers to TextFooler average perturbation ratio. G-DAUG-Influence performs the best on the validation, test and synonym replacement sets, while G-DAUG-Diversity is the most robust against TextFooler.

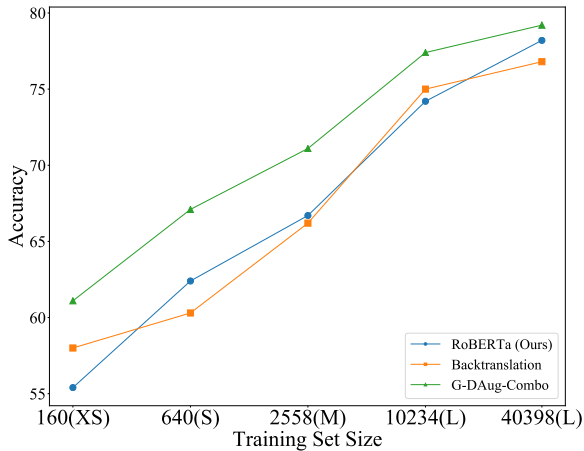


Figure 3: Validation results (in log scale) for different sizes of the WINOGRANDE dataset; G-DAUG helps more for smaller training sizes.

where G-DAUG tends to offer the most benefits, WINOGRANDE.

Training Size. We find that G-DAUG remains effective as the amount of training data is varied, but provides a bigger boost over the baseline in the low-resource (small training size) regime. Figure 3 shows this trend on WINOGRANDE, considering our best strategy G-DAUG-Combo. For

the smallest sizes, XS and S, G-DAUG increases the “effective training size” by a factor of 4 (that is, G-DAUG-Combo trained on XS or S matches ROBERTA’s performance on S or M, respectively). In contrast, Backtranslation only helps when the training size is XS, but hurts performance on larger sizes.

Benefits of a Pretrained Generator. We analyze the effect of using a pretrained generator by comparing our standard G-DAUG-Rand setting with a setting where the generator is not pretrained, but instead trained from scratch. We find that using GPT-2 trained from scratch results in a score of 67.8% on the WINOGRANDE-M validation set. This is a slight improvement (by 0.2%) over the non-augmented baseline, but is far inferior to the 3.9% improvement obtained when using the pretrained GPT-2. This suggests that using a pretrained generator is critical for G-DAUG.

Staged training. G-DAUG uses a two-staged training method (see Section 3.2) aimed at mitigating effects of noise in the generated data. We report an analysis of alternative training strategies for the WINOGRANDE-L dataset in Table 5. *Mixing* refers to simply training on the union of the generated

Method	Accuracy
No Augmentation	75.9
Mixing	75.9
Importance Weighted Loss	76.6
Two Stage Training	77.7

Table 5: Comparison of different training strategies on WINOGRANDE-L. G-DAUG’s two-stage training achieves the highest accuracy.

Method	WINOGRANDE-L	CSQA
Baseline	75.9	77.1
Generator label	76.2	78.1
Random relabeling	66.8	77.1
Model relabeling	77.7	77.7

Table 6: Validation accuracy of G-DAUG with different labeling methods on WINOGRANDE-L and COMMONSENSEQA. *Random relabeling* assigns labels uniformly at random, and *model relabeling* assigns labels according to a task model. Random labels hurt accuracy, and model relabeling helps on WINOGRANDE but not on COMMONSENSEQA.

and original data, and *importance-weighted loss* is similar but downweights the generated examples such that their aggregate weight in the loss computation equals that of the original data. G-DAUG’s staged training approach is shown to outperform the other methods on this data set.

Relabeling. Even fully unsupervised language model pretraining can boost the performance of a task model, if performed on task-relevant data (Gururangan et al., 2020). This raises the question of whether G-DAUG boosts performance by simply exposing the model to more task-relevant text, or if the labels that G-DAUG generates are in fact informative. A related question is whether G-DAUG’s optional self-supervised relabeling improves performance. We analyze these questions in Table 6, evaluating G-DAUG with three different labeling methods on WINOGRANDE-L and COMMONSENSEQA: 1) generator labels 2) random relabeling and 3) relabeling with a task model. When the generator labels are flipped randomly, G-DAUG is unable to outperform the baselines for either dataset (and in fact dramatically underperforms the baseline on WINOGRANDE-L). This implies that the correctness of the labels plays an essential role in G-DAUG. Relabeling with a task model provides a 1.5% absolute gain in WINOGRANDE-L, but a 0.4 point drop in COMMONSENSEQA.

Synthetic Data	Accuracy
Random (127478)	71.7
Influence (127478)	74.4
Diversity (127478)	73.0
Whole Pool (380700)	73.1

Table 7: Results comparing G-DAUG’s filtering methods against using entire synthetic data pool for augmentation, on WINOGRANDE-M. The synthetic data sizes are shown in parentheses. The selection algorithms achieve comparable or better performance despite training on three times fewer synthetic examples.

Data Selection. G-DAUG’s filtering methods are designed to identify a high-quality and diverse subset of the generated data, in order to reduce the training cost compared to training on the entire generated pool—without harming accuracy. We evaluate whether G-DAUG is successful at this aim in Table 7, by comparing G-DAUG against using the entire synthetic data pool generated for G-DAUG-Influence and G-DAUG-Diversity.⁷ The selection approaches provide comparable or better accuracy compared to using the whole pool, despite using 3 times less synthetic training data.

Sharpness Analysis. Previous work (Hochreiter and Schmidhuber, 1997; Keskar et al., 2016; Yao et al., 2019) has shown that models with flatter local minima tend to generalize better. Moreover, Hao et al. (2019) show that pretraining BERT helps achieve flat and wide optima in the finetuning stage, which partially explains its performance benefits. We investigate whether G-DAUG’s data augmentation may also encourage flatter optima. Specifically, using the fact that a larger Hessian trace for a model implies a sharper local minimum (Yao et al., 2019), we compute the Hessian trace of 10 baseline and 10 G-DAUG-Combo methods using the Hutchinson Method (Avron and Toledo, 2011) and find a relative decrease of 9.5% for G-DAUG-Combo. This suggests that the minima for G-DAUG-Combo are in fact flatter than the baseline, which may explain why they generalize better. A more thorough analysis of this hypothesis is an item of future work.

Data Diversity. G-DAUG only very rarely generates questions that are exact duplicates in our observation, but an important question is *how distinct* the generated questions are from each other and the original training data. For example, does G-DAUG introduce new entities and relations to the

⁷G-DAUG-Combo utilizes a larger pool, so it is not comparable.

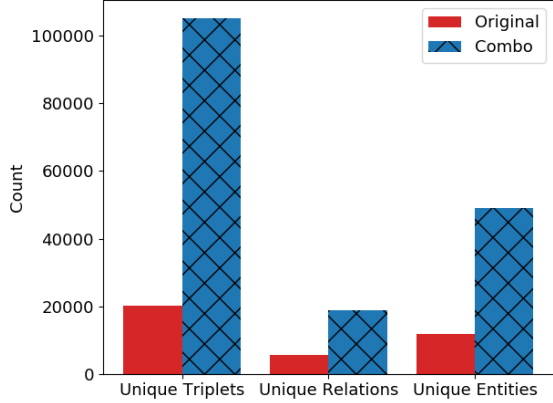


Figure 4: OpenIE analysis on original data and synthetic data used by G-DAUG-Combo on WINOGRANDE-M. The synthetic dataset contains many more unique triplets, relations and entities compared to the original dataset, showing that the generated data adds substantial diversity to the training set.

Method	Test AUC
Baseline	67.5
Baseline + Generator	67.5
G-DAUG-Combo	71.4

Table 8: Test performance of an unaugmented baseline model and ensembled with finetuned GPT-2 generator on WINOGRANDE. We use weighted average ensemble with weights tuned on validation data.

training data, or does it merely permute the same ones found in the original training set? We quantify the diversity of our synthetic dataset compared to the original data by counting the number of unique semantic units produced by performing Open Information Extraction (Banko et al., 2007) on the data. Specifically, we run the Stanford Open IE package (Angeli et al., 2015) and report the number of unique triplets, relations and entities extracted from our WINOGRANDE-M data sets in Figure 4. The synthetic data includes many more unique entities, relations, and triplets than the original training data, suggesting that G-DAUG does introduce new semantic units into the training set.

Generator/Task Model Ensemble. G-DAUG harnesses pretrained knowledge from GPT-2 in order to improve a ROBERTA-based task model; a more standard approach to this end (albeit, with twice the computational cost at runtime) would be to ensemble the two models instead. We consider ensembling a baseline ROBERTA model with a finetuned GPT-2 generator for WINOGRANDE in Table 8. We adopt a weighted-average ensemble

method, where the weights are tuned on validation data (the tuning is important to achieve peak performance). The ensemble model performs same as the baseline model, and G-DAUG-Combo outperforms both of them by 3.9 point. This suggests that G-DAUG is more effective than simply ensembling the finetuned generator.

Fluency. Finally, in Table 9, we analyze the fluency of G-DAUG’s output. On this analysis, we report on COMMONSENSEQA as it is the dataset for which we obtained hand-annotations of the output. We asked 3 human annotators to rate generated questions on their coherence and answerability on a scale from 1 to 4, where a rating of 3 denotes an acceptable question. We obtained 1387 labels in total. We measured annotator agreement on a separate set of 50 questions, obtaining a Fleiss’ Kappa of 0.41, which is at the low end of moderate annotator agreement, acceptable given the subjective nature of the task. We find that a large ($74.04\% = 1027$ out of 1387) majority of questions met this acceptability threshold, with an average rating of 3.34. Next, we ask annotators to select answers to the 1027 acceptable questions, where they can edit the choices but not the questions in case they are unable to pick a unique correct answer among the given choices. The editing rate is relatively high, at 55.3%. We mix these human-labeled generated examples into the original training set to train a ROBERTA model, and obtain 78.1% validation accuracy (+1% over the baseline), which is comparable to G-DAUG, despite using 48973 fewer questions. This indicates that human labels may provide higher leverage than the noisy labels obtained through G-DAUG, although of course human labels are much more expensive to obtain.

6 Related Work

Data augmentation is a common practice in computer vision, where it takes the form of image transformations like translation and rotation (Perez and Wang, 2017). For language tasks, data augmentation is less straightforward. Broadly, previous augmentation methods have used back-translation architectures (Sennrich et al., 2016; Xie et al., 2019), heuristics based on syntactic and semantic properties of text including word replacements using a thesaurus (Zhang et al., 2015; Wei and Zou, 2019) and word embeddings (Wang and Yang, 2015; Fadaee et al., 2017; Kobayashi, 2018; Wu et al., 2019), and very recently, generative models for synthesizing

Rating	Description	Examples	Count	Pct.
1	Nonsensical	What is a square leg made of made out of? What country does a cow go to make a milk run?	54	3.89%
2	Ambiguous or unanswerable	A person is a human, but they are called what? He hated flying, the controls were what?	306	22.06%
3	Minor errors (e.g., grammar)	What do you put on your head to do when you're swimming? Where does a bugle call be played?	138	9.95%
4	Coherent and Fluent	What is a person likely to feel when applying for jobs? If you're running late for work what would you be doing?	889	64.10%

Table 9: Examples and prevalence of generated commonsense questions with different manually-assigned fluency ratings, for the COMMONSENSEQA dataset. Ratings of 3 and higher correspond to questions that are answerable and address common sense, and most of G-DAUG’s generated questions fall into this category.

novel examples for text classification and reading comprehension (Anaby-Tavor et al., 2020; Kumar et al., 2020; Puri et al., 2020). Our framework is similar to the last of these as we focus on generative models for data augmentation, but our work is the first to present a generative approach for the challenging commonsense QA setting, and we introduce new data selection approaches to improve the informativeness and diversity of the synthetic data.

Concurrently, there has been work on generating examples which are adversarial to a task model for the purpose of analyzing black-box classifier models. These approaches use generative adversarial networks (Zhao et al., 2018b) and population-based optimization algorithms (Alzantot et al., 2018). Finally, previous work has also presented techniques to generate questions for reading comprehension (Heilman and Smith, 2010; Rus et al., 2011), online tutoring (Lindberg et al., 2013), factual QA (Serban et al., 2016) and visual question generation (Mostafazadeh et al., 2016). A more comprehensive survey on neural question generation can be found in Pan et al. (2019). Our work 1) targets question generation in a closed-book setting, 2) investigates generation of questions as well as *answers* and *distractors*, and 3) discusses how to use them effectively for *data augmentation* with novel data selection strategies.

7 Conclusion

In this work, we propose G-DAUG, a novel data augmentation framework that augments the training data with informative and diverse synthetic training examples generated by a model. We demonstrate the effectiveness of G-DAUG on multiple commonsense reasoning and natural language inference benchmarks, showing that G-DAUG improves in-distribution performance, and robustness

on perturbed evaluation sets and challenge sets. Our analysis shows that G-DAUG tends to perform better in low-resource settings and our data selection strategies result in a more diverse and effective synthetic data pool. Further, we note that using a diverse synthetic data pool and pretraining the generator are both beneficial for augmentation. In future work, we hope to explore richer diversity heuristics, and active learning approaches that use G-DAUG with human annotators in the loop.

Acknowledgments

This work was supported in part by NSF Grant IIS-1351029 and the Allen Institute for Artificial Intelligence. We thank Iz Beltagy, Jonathan Bragg, Isabel Cachola, Arman Cohen, Mike D’Arcy, Daniel King, Kyle Lo, and Lucy Lu Wang for helpful comments.

References

- Aishwarya Agrawal, Dhruv Batra, Devi Parikh, and Aniruddha Kembhavi. 2018. [Don’t just assume; look and answer: Overcoming priors for visual question answering](#). *2018 IEEE/CVF Conference on Computer Vision and Pattern Recognition*.
- Moustafa Alzantot, Yash Sharma, Ahmed Elgohary, Bo-Jhang Ho, Mani Srivastava, and Kai-Wei Chang. 2018. [Generating natural language adversarial examples](#). In *Proceedings of the 2018 Conference on Empirical Methods in Natural Language Processing*, pages 2890–2896, Brussels, Belgium. Association for Computational Linguistics.
- Ateret Anaby-Tavor, Boaz Carmeli, Esther Goldbraich, Amir Kantor, George Kour, Segev Shlomov, Naama Tepper, and Naama Zwerdling. 2020. [Not enough data? Deep learning to the rescue!](#) In *Proc. of AAAI*.
- Gabor Angeli, Melvin Jose Johnson Premkumar, and Christopher D. Manning. 2015. [Leveraging linguistic structure for open domain information extraction](#). In *Proceedings of the 53rd Annual Meeting of the*

- Association for Computational Linguistics and the 7th International Joint Conference on Natural Language Processing (Volume 1: Long Papers)*, pages 344–354, Beijing, China. Association for Computational Linguistics.
- A. C. Atkinson, R. Dennis Cook, and Sanford Weisberg. 1983. [Residuals and influence in regression](#).
- Haim Avron and Sivan Toledo. 2011. [Randomized algorithms for estimating the trace of an implicit symmetric positive semi-definite matrix](#). *J. ACM*, 58:8:1–8:34.
- Michele Banko, Michael J. Cafarella, Stephen Soderland, Matt Broadhead, and Oren Etzioni. 2007. [Open information extraction from the web](#). In *Proceedings of the 20th International Joint Conference on Artificial Intelligence, IJCAI’07*, pages 2670–2676, San Francisco, CA, USA. Morgan Kaufmann Publishers Inc.
- Yonatan Belinkov and Yonatan Bisk. 2017. [Synthetic and natural noise both break neural machine translation](#). *arXiv preprint arXiv:1711.02173*.
- Antoine Bosselut, Hannah Rashkin, Maarten Sap, Chaitanya Malaviya, Asli Elıkyılmaz, and Yejin Choi. 2019. [Comet: Commonsense transformers for automatic knowledge graph construction](#). In *Proceedings of the 57th Annual Meeting of the Association for Computational Linguistics (ACL)*.
- Samuel R Bowman, Gabor Angeli, Christopher Potts, and Christopher D Manning. 2015. [A large annotated corpus for learning natural language inference](#). *arXiv preprint arXiv:1508.05326*.
- Michael Chen, Mike D’Arcy, Alisa Liu, Jared Fernandez, and Doug Downey. 2019. [CODAH: An adversarially-authored question answering dataset for common sense](#). In *Proceedings of the 3rd Workshop on Evaluating Vector Space Representations for NLP*, pages 63–69, Minneapolis, USA. Association for Computational Linguistics.
- Peter Clark, Isaac Cowhey, Oren Etzioni, Tushar Khot, Ashish Sabharwal, Carissa Schoenick, and Oyvind Tafjord. 2018. [Think you have solved question answering? try arc, the ai2 reasoning challenge](#). *ArXiv*, abs/1803.05457.
- Joe Davison, Joshua Feldman, and Alexander Rush. 2019. [Commonsense knowledge mining from pre-trained models](#). In *Proceedings of the 2019 Conference on Empirical Methods in Natural Language Processing and the 9th International Joint Conference on Natural Language Processing (EMNLP-IJCNLP)*, pages 1173–1178, Hong Kong, China. Association for Computational Linguistics.
- Jacob Devlin, Ming-Wei Chang, Kenton Lee, and Kristina Toutanova. 2019. [BERT: Pre-training of deep bidirectional transformers for language understanding](#). In *Proceedings of the 2019 Conference of the North American Chapter of the Association for Computational Linguistics: Human Language Technologies, Volume 1 (Long and Short Papers)*, pages 4171–4186, Minneapolis, Minnesota. Association for Computational Linguistics.
- Xinya Du, Junru Shao, and Claire Cardie. 2017. [Learning to ask: Neural question generation for reading comprehension](#). In *Proceedings of the 55th Annual Meeting of the Association for Computational Linguistics (Volume 1: Long Papers)*, pages 1342–1352, Vancouver, Canada. Association for Computational Linguistics.
- Marzieh Fadaee, Arianna Bisazza, and Christof Monz. 2017. [Data augmentation for low-resource neural machine translation](#). In *Proceedings of the 55th Annual Meeting of the Association for Computational Linguistics (Volume 2: Short Papers)*, pages 567–573, Vancouver, Canada. Association for Computational Linguistics.
- Christiane Fellbaum. 1998. *WordNet: An Electronic Lexical Database*. Bradford Books.
- Maxwell Forbes and Yejin Choi. 2017. [Verb physics: Relative physical knowledge of actions and objects](#). In *Proceedings of the 55th Annual Meeting of the Association for Computational Linguistics (Volume 1: Long Papers)*, pages 266–276, Vancouver, Canada. Association for Computational Linguistics.
- Jonathan Gordon and Benjamin Van Durme. 2013. [Reporting bias and knowledge acquisition](#). In *Proceedings of the 2013 workshop on Automated knowledge base construction*, pages 25–30.
- Suchin Gururangan, Ana Marasovi, Swabha Swayamdipta, Kyle Lo, Iz Beltagy, Doug Downey, and Noah A. Smith. 2020. [Don’t stop pretraining: Adapt language models to domains and tasks](#). In *Proceedings of ACL*.
- Suchin Gururangan, Swabha Swayamdipta, Omer Levy, Roy Schwartz, Samuel Bowman, and Noah A. Smith. 2018. [Annotation artifacts in natural language inference data](#). In *Proceedings of the 2018 Conference of the North American Chapter of the Association for Computational Linguistics: Human Language Technologies, Volume 2 (Short Papers)*, pages 107–112, New Orleans, Louisiana. Association for Computational Linguistics.
- Yaru Hao, Li Dong, Furu Wei, and Ke Xu. 2019. [Visualizing and understanding the effectiveness of BERT](#). In *Proceedings of the 2019 Conference on Empirical Methods in Natural Language Processing and the 9th International Joint Conference on Natural Language Processing (EMNLP-IJCNLP)*, pages 4143–4152, Hong Kong, China. Association for Computational Linguistics.
- Michael Heilman and Noah A. Smith. 2010. [Good question! statistical ranking for question generation](#). In *Human Language Technologies: The 2010 Annual Conference of the North American Chapter of the Association for Computational Linguistics*,

- pages 609–617, Los Angeles, California. Association for Computational Linguistics.
- Sepp Hochreiter and Jürgen Schmidhuber. 1997. [Flat minima](#). *Neural Computation*, 9:1–42.
- Ari Holtzman, Jan Buys, Maxwell Forbes, and Yejin Choi. 2020. [The curious case of neural text degeneration](#). *International Conference on Learning Representations*.
- Mohit Iyyer, John Wieting, Kevin Gimpel, and Luke Zettlemoyer. 2018. [Adversarial example generation with syntactically controlled paraphrase networks](#). In *Proceedings of the 2018 Conference of the North American Chapter of the Association for Computational Linguistics: Human Language Technologies, Volume 1 (Long Papers)*, pages 1875–1885, New Orleans, Louisiana. Association for Computational Linguistics.
- Robin Jia and Percy Liang. 2017. [Adversarial examples for evaluating reading comprehension systems](#). In *Proceedings of the 2017 Conference on Empirical Methods in Natural Language Processing*, pages 2021–2031, Copenhagen, Denmark. Association for Computational Linguistics.
- Di Jin, Zhijing Jin, Joey Tianyi Zhou, and Peter Szolovits. 2020. [Is BERT really robust? natural language attack on text classification and entailment](#).
- Kushal Kafle, Mohammed Yousef Hussien, and Christopher Kanan. 2017. [Data augmentation for visual question answering](#). In *Proceedings of the 10th International Conference on Natural Language Generation*, pages 198–202, Santiago de Compostela, Spain. Association for Computational Linguistics.
- Nitish Shirish Keskar, Dheevatsa Mudigere, Jorge Nocedal, Mikhail Smelyanskiy, and Ping Tak Peter Tang. 2016. [On large-batch training for deep learning: Generalization gap and sharp minima](#). *ArXiv*, abs/1609.04836.
- Sosuke Kobayashi. 2018. [Contextual augmentation: Data augmentation by words with paradigmatic relations](#). In *Proceedings of the 2018 Conference of the North American Chapter of the Association for Computational Linguistics: Human Language Technologies, Volume 2 (Short Papers)*, pages 452–457, New Orleans, Louisiana. Association for Computational Linguistics.
- Pang Wei Koh and Percy Liang. 2017. [Understanding black-box predictions via influence functions](#). In *ICML*, volume 70 of *Proceedings of Machine Learning Research*, pages 1885–1894. PMLR.
- Varun Kumar, Ashutosh Choudhary, and Eunah Cho. 2020. [Data augmentation using pre-trained transformer models](#). *ArXiv*, abs/2003.02245.
- Hector J. Levesque, Ernest Davis, and Leora Morgenstern. 2011. [The winograd schema challenge](#). In *KR*.
- David Lindberg, Fred Popowich, John Nesbit, and Phil Winne. 2013. [Generating natural language questions to support learning on-line](#). In *Proceedings of the 14th European Workshop on Natural Language Generation*, pages 105–114, Sofia, Bulgaria. Association for Computational Linguistics.
- Yinhan Liu, Myle Ott, Naman Goyal, Jingfei Du, Mandar Joshi, Danqi Chen, Omer Levy, Mike Lewis, Luke Zettlemoyer, and Veselin Stoyanov. 2019. [RoBERTa: A robustly optimized BERT pretraining approach](#). *arXiv preprint arXiv:1907.11692*.
- Shangwen Lv, Daya Guo, Jingjing Xu, Duyu Tang, Nan Duan, Ming Gong, Linjun Shou, Daxin Jiang, Guihong Cao, and Songlin Hu. 2020. [Graph-based reasoning over heterogeneous external knowledge for commonsense question answering](#). In *Proc. of AAAI*.
- Nasrin Mostafazadeh, Ishan Misra, Jacob Devlin, Margaret Mitchell, Xiaodong He, and Lucy Vanderwende. 2016. [Generating natural questions about an image](#). In *Proceedings of the 54th Annual Meeting of the Association for Computational Linguistics (Volume 1: Long Papers)*, pages 1802–1813, Berlin, Germany. Association for Computational Linguistics.
- Liangming Pan, Wenqiang Lei, Tat-Seng Chua, and Min-Yen Kan. 2019. [Recent advances in neural question generation](#). *arXiv preprint arXiv:1905.08949*.
- Luis Perez and Jason Wang. 2017. [The effectiveness of data augmentation in image classification using deep learning](#). *arXiv preprint arXiv:1712.04621*.
- Raul Puri, Ryan Spring, Mostafa Patwary, Mohammad Shoeybi, and Bryan Catanzaro. 2020. [Training question answering models from synthetic data](#). *arXiv preprint arXiv:2002.09599*.
- Alec Radford, Jeff Wu, Rewon Child, David Luan, Dario Amodei, and Ilya Sutskever. 2019. [Language models are unsupervised multitask learners](#).
- Colin Raffel, Noam Shazeer, Adam Roberts, Katherine Lee, Sharan Narang, Michael Matena, Yanqi Zhou, Wei Li, and Peter J. Liu. 2019. [Exploring the limits of transfer learning with a unified text-to-text transformer](#). *arXiv e-prints*.
- Nils Reimers and Iryna Gurevych. 2019. [Sentence-BERT: Sentence embeddings using Siamese BERT-networks](#). In *Proceedings of the 2019 Conference on Empirical Methods in Natural Language Processing and the 9th International Joint Conference on Natural Language Processing (EMNLP-IJCNLP)*, pages 3982–3992, Hong Kong, China. Association for Computational Linguistics.
- Vasile Rus, Brendan Wyse, Paul Piwek, Mihai Lintean, Svetlana Stoyanchev, and Cristian Moldovan. 2011.

- Question generation shared task and evaluation challenge – status report. In *Proceedings of the 13th European Workshop on Natural Language Generation*. Association for Computational Linguistics.
- Keisuke Sakaguchi, Ronan Le Bras, Chandra Bhagavatula, and Yejin Choi. 2020. [WINOGRANDE: An adversarial winograd schema challenge at scale](#). In *Thirty-Fourth AAAI Conference on Artificial Intelligence (AAAI)*, New York, USA.
- Roy Schwartz, Maarten Sap, Ioannis Konstas, Leila Zilles, Yejin Choi, and Noah A. Smith. 2017. [The effect of different writing tasks on linguistic style: A case study of the ROC story cloze task](#). In *Proceedings of the 21st Conference on Computational Natural Language Learning (CoNLL 2017)*, pages 15–25, Vancouver, Canada. Association for Computational Linguistics.
- Rico Sennrich, Barry Haddow, and Alexandra Birch. 2016. [Improving neural machine translation models with monolingual data](#). In *Proceedings of the 54th Annual Meeting of the Association for Computational Linguistics (Volume 1: Long Papers)*, pages 86–96, Berlin, Germany. Association for Computational Linguistics.
- Iulian Vlad Serban, Alberto García-Durán, Caglar Gulcehre, Sungjin Ahn, Sarath Chandar, Aaron Courville, and Yoshua Bengio. 2016. [Generating factoid questions with recurrent neural networks: The 30M factoid question-answer corpus](#). In *Proceedings of the 54th Annual Meeting of the Association for Computational Linguistics (Volume 1: Long Papers)*, pages 588–598, Berlin, Germany. Association for Computational Linguistics.
- Alon Talmor, Jonathan Herzig, Nicholas Lourie, and Jonathan Berant. 2019. [CommonsenseQA: A question answering challenge targeting commonsense knowledge](#). In *Proceedings of the 2019 Conference of the North American Chapter of the Association for Computational Linguistics: Human Language Technologies, Volume 1 (Long and Short Papers)*, pages 4149–4158, Minneapolis, Minnesota. Association for Computational Linguistics.
- Trieu H. Trinh and Quoc V. Le. 2018. [A simple method for commonsense reasoning](#). *ArXiv*, abs/1806.02847.
- Alex Wang, Amanpreet Singh, Julian Michael, Felix Hill, Omer Levy, and Samuel Bowman. 2018a. [GLUE: A multi-task benchmark and analysis platform for natural language understanding](#). In *Proceedings of the 2018 EMNLP Workshop BlackboxNLP: Analyzing and Interpreting Neural Networks for NLP*, pages 353–355, Brussels, Belgium. Association for Computational Linguistics.
- Tianyang Wang, Jun Huan, and Bo Li. 2018b. [Data dropout: Optimizing training data for convolutional neural networks](#). *2018 IEEE 30th International Conference on Tools with Artificial Intelligence (ICTAI)*, pages 39–46.
- William Yang Wang and Diyi Yang. 2015. [That’s so annoying!!!: A lexical and frame-semantic embedding based data augmentation approach to automatic categorization of annoying behaviors using #petpeeve tweets](#). In *Proceedings of the 2015 Conference on Empirical Methods in Natural Language Processing*, pages 2557–2563, Lisbon, Portugal. Association for Computational Linguistics.
- Jason Wei and Kai Zou. 2019. [EDA: Easy data augmentation techniques for boosting performance on text classification tasks](#). In *Proc. of EMNLP-IJCNLP*.
- Thomas Wolf, Lysandre Debut, Victor Sanh, Julien Chaumond, Clement Delangue, Anthony Moi, Pierric Cistac, Tim Rault, R’emi Louf, Morgan Funtowicz, and Jamie Brew. 2019. [Huggingface’s transformers: State-of-the-art natural language processing](#). *ArXiv*, abs/1910.03771.
- Xing Wu, Shangwen Lv, Liangjun Zang, Jizhong Han, and Songlin Hu. 2019. [Conditional bert contextual augmentation](#). In *International Conference on Computational Science*, pages 84–95. Springer.
- Qizhe Xie, Zihang Dai, Eduard Hovy, Minh-Thang Luong, and Quoc V Le. 2019. [Unsupervised data augmentation for consistency training](#). *arXiv preprint arXiv:1904.12848*.
- Yiben Yang, Larry Birnbaum, Ji-Ping Wang, and Doug Downey. 2018. [Extracting commonsense properties from embeddings with limited human guidance](#). In *Proceedings of the 56th Annual Meeting of the Association for Computational Linguistics (Volume 2: Short Papers)*, pages 644–649, Melbourne, Australia. Association for Computational Linguistics.
- Zhewei Yao, Amir Gholami, Kurt Keutzer, and Michael W. Mahoney. 2019. [Pyhessian: Neural networks through the lens of the hessian](#). *ArXiv*, abs/1912.07145.
- Rowan Zellers, Yonatan Bisk, Roy Schwartz, and Yejin Choi. 2018. [SWAG: A large-scale adversarial dataset for grounded commonsense inference](#). In *Proceedings of the 2018 Conference on Empirical Methods in Natural Language Processing*, pages 93–104, Brussels, Belgium. Association for Computational Linguistics.
- Rowan Zellers, Ari Holtzman, Yonatan Bisk, Ali Farhadi, and Yejin Choi. 2019. [HellaSwag: Can a machine really finish your sentence?](#) In *Proceedings of the 57th Annual Meeting of the Association for Computational Linguistics*, pages 4791–4800, Florence, Italy. Association for Computational Linguistics.
- Xiang Zhang, Junbo Zhao, and Yann LeCun. 2015. [Character-level convolutional networks for text classification](#). In *Advances in Neural Information Processing Systems*, pages 649–657.

Yao Zhao, Xiaochuan Ni, Yuanyuan Ding, and Qifa Ke. 2018a. Paragraph-level neural question generation with maxout pointer and gated self-attention networks. In *Proceedings of the 2018 Conference on Empirical Methods in Natural Language Processing*, pages 3901–3910, Brussels, Belgium. Association for Computational Linguistics.

Zhengli Zhao, Dheeru Dua, and Sameer Singh. 2018b. Generating natural adversarial examples. In *International Conference on Learning Representations*.

Qingyu Zhou, Nan Yang, Furu Wei, Chuanqi Tan, Hangbo Bao, and Ming Zhou. 2017. Neural question generation from text: A preliminary study. *arXiv preprint arXiv:1704.01792*.

Chen Zhu, Yu Cheng, Zhe Gan, Siqu Sun, Tom Goldstein, and Jingjing Liu. 2020. FreeLB: Enhanced adversarial training for natural language understanding. In *ICLR 2020*.

A Datasets

CommonsenseQA (Talmor et al., 2019): CommonsenseQA is a multiple choice QA dataset that consists of 12,247 examples, which aims to test commonsense reasoning capabilities. We use the official random split 1.11 which is an 80/10/10 split. We apply greedy decoding to generate answers, as answers are fairly short for this dataset.

WINOGRANDE (Sakaguchi et al., 2020): WINOGRANDE is a benchmark for commonsense reasoning, inspired by the original Winograd Schema Challenge design (Levesque et al., 2011), with a larger dataset size and higher difficulty level. It consists of 44K questions with five different training sizes: 160, 640, 2,558, 10,234 and 40,398 questions. The evaluation metric is Area Under the (learning) Curve. We observe that applying top-2 greedy decoding on the answer generator is able to yield a satisfactory set of choices, so the distractor generator is not used in this task. The Winograd schema requires that questions in twin pairs have opposite labels (Levesque et al., 2011). We use the following method to generate twin questions: 1. generate a sequence until a blank symbol " " is produced. 2. use two independent runs of sampling to complete the question in two different ways to form twins. The above process does not guarantee that the labels will differ for the two twins, so we further filter out generated pairs that do not have different labels.

CODAH (Chen et al., 2019): CODAH is an adversarially-constructed benchmark which tests commonsense reasoning using sentence-completion questions, inspired by the Swag dataset (Zellers et al., 2018). It contains 2801 questions in total, and uses 5-fold cross validation for evaluation.⁸ We lower the temperature to 0.5 for the answer generation in order to increase the confidence of the generated answers.

HellaSwag (Zellers et al., 2019): HellaSwag is a more challenging version of the Swag dataset (Zellers et al., 2018), and the task is similar to CODAH. The dataset consists of 70K questions where each question comes from one of two domains: ActivityNet or WikiHow. In order to test our methods under a low-resource setting, we downsample the training set to 2,000 examples. We take a random

⁸The original CODAH work does not specify a particular 5-fold split, so we choose these randomly. We will release our splits for replicability.

sample of 1000 questions from the original validation set to serve as our validation data, and another non-overlapping random sample of 5,000 questions from the same set as our test data. The generation settings are the same as CODAH’s.

SNLI (Bowman et al., 2015): SNLI is a natural language inference dataset with 570K pairs of labeled sentences. The label assigned to each sentence pair is one of entailment, contradiction or neutral. For low-resource experiments, we downsample the dataset to 3K training examples, which contains 1K unique premises and a hypothesis for all three labels. Similarly, we use a downsampled development set with 999 examples (333 premises and 3 hypotheses for each label). The generative model is fine-tuned by providing the premise, label and hypothesis, separated by special delimiters marking the beginning and end of each element.

ARC-Challenge (Clark et al., 2018): The ARC Dataset consists of 7787 natural grade-school science questions that are used on standardized tests. The ARC-Challenge Set contains 2590 questions answered incorrectly by both a retrieval-based algorithm and a word co-occurrence algorithm. We use the official split, which is 1119/299/1172 for train/validation/test. The generation settings are the same as COMMONSENSEQA’s.

B Validation Set Results

In Table 10, we summarize our main results on the validation sets, comparing proposed G-DAUG methods against a non-augmented baseline and a backtranslation augmentation baseline. All G-DAUG methods consistently outperform baseline methods in every benchmark. The proposed three selection methods provide an extra boost on average, compared to G-DAUG-Rand. Among those, G-DAUG-Influence achieves the best performance across all tasks, which is expected as G-DAUG-Influence selects examples which are helpful in reducing validation loss. Interestingly, G-DAUG-Combo has a lower score than G-DAUG-Influence does although it outperforms G-DAUG-Diversity. Finally, backtranslation does not demonstrate any benefit and obtains lower results compared to the non-augmented baseline in all benchmarks.

⁹Area Under the (learning) Curve

C Results on NLI Diagnostics

In Table 11, we report results for evaluating the NLI models on the NLI Diagnostics benchmark (Wang et al., 2018a).

D Input Formats

Here, we specify the input formats for finetuning GPT-2 and ROBERTA in Table 12 and 13.

E Hyperparameter Settings

Hyperparameter settings for finetuning GPT-2, ROBERTA and G-DAUG are shown in Table 14, 15, 16, 17 and 18. We manually tune the learning rate and the number of epochs for GPT-2 finetuning based on validation perplexity. For finetuning ROBERTA baseline models, we select the number of epochs from $\{1,3,5,8,10\}$ based on validation accuracy for CSQA, WINOGRANDE and HellaSwag-2K. For CODAH, SNLI-3K and ARC-Challenge, we simply use 5 epochs. For G-DAUG synthetic training, we train all models using a learning rate of $5e-6$ for one epoch. For G-DAUG organic training, we use the same hyperparameter settings as ROBERTA baselines (except for CSQA and HellaSwag-2K, where we find reducing 2 epochs gives significant better results).

F Influence Functions

In practice, since the generalization error is usually approximated by validation loss, a training example x_i is considered detrimental if it increases validation loss, i.e.:

$$\mathcal{L}(\mathcal{X}, \theta) = \frac{1}{|\mathcal{X}|} \sum_{x \in \mathcal{X}} l(x, \theta), \quad (1)$$

$$\mathcal{L}(\mathcal{X}_{val}, \hat{\theta}(\mathcal{X}_{train} \cup \{x_i\})) - \mathcal{L}(\mathcal{X}_{val}, \hat{\theta}(\mathcal{X}_{train})) > 0, \quad (2)$$

where $\mathcal{X}_{train} = \{x_i\}_{i=1}^N$ is a training set, $\mathcal{X}_{val} = \{x_i\}_{i=1}^M$ is a validation set, l is a loss function, and $\hat{\theta}(\mathcal{X}_{train}) = \underset{\theta \in \Theta}{\operatorname{argmin}} \mathcal{L}(\mathcal{X}_{train}, \theta)$ is an empirical risk minimizer.

The main result from Atkinson et al. (1983); Koh and Liang (2017) tells us that the influence of upweighting a training example x by some small ϵ on the model parameters $\hat{\theta}$ with the corresponding

¹⁰We generate 400K before the rejection procedure (see Appendix A). The number after the rejection procedure approximately ranges from 50K-130K for different training sizes.

Method	CSQA (Acc)	WINOGRANDE (AUC)	CODAH (Acc)	HellaSwag-2K (Acc)	SNLI-3K (Acc)	Average
RoBERTA (reported)	78.4	66.6	-	-	-	-
RoBERTA (ours)	77.1	68.4	84.2	75.2	91.8	79.3
Backtranslation	76.4	67.7	83.4	74.2	91.2	78.6
G-DAUG-Rand	78.1	72.0	85.7	77.2	91.8	81.0
G-DAUG-Influence	78.8	73.0	87.2	78.3	92.3	81.9
G-DAUG-Diversity	78.1	72.8	86.0	76.6	92.0	81.1
G-DAUG-Combo	78.2	72.7	86.7	77.5	91.9	81.4

Table 10: Results on the validation sets of five commonsense benchmarks. For WINOGRANDE, AUC ⁹ is reported to combine accuracy scores from different training sizes. For CODAH, average accuracy over all validation folds is reported. RoBERTA (reported) is results of RoBERTa-large baseline scores reported in previous works. RoBERTA (ours) is our implementation of RoBERTa-large baseline. All G-DAUG methods outperform the baseline methods, in particular, G-DAUG-Influence performs the best on all tasks, which is expected as it selects examples which are helpful in reducing validation loss.

Method	Accuracy
RoBERTA (ours)	56.70
Backtranslation	53.99
G-DAUG-Rand	57.43
G-DAUG-Influence	56.88
G-DAUG-Diversity	57.70
G-DAUG-Combo	57.61

Table 11: Results on the NLI Diagnostics challenge set (Wang et al., 2018a).

parameter space Θ is given by:

$$\hat{\theta}_{\epsilon,x} = \underset{\theta \in \Theta}{\operatorname{argmin}} \epsilon l(x, \theta) + \frac{1}{\sum_{i=1}^N w_i} \sum_{i=1}^N w_i l(x_i, \theta) \quad (3)$$

$$\mathcal{I}_{up,params}(x) := \left. \frac{d\hat{\theta}_{\epsilon,x}}{d\epsilon} \right|_{\epsilon=0} = -H_{\hat{\theta}}^{-1} \nabla_{\theta} l(x, \hat{\theta}), \quad (4)$$

where w_i is weight for the training example x_i and $H_{\hat{\theta}} = \frac{1}{\sum_{i=1}^N w_i} \sum_{i=1}^N w_i \nabla_{\theta}^2 l(x_i, \hat{\theta})$ is the Hessian evaluated at $\hat{\theta}$. The above result is a slight generalization of Koh and Liang (2017), since the simple average used in that work is a special case of our weighted average, but it is straightforward to generalize their proof to our weighted empirical risk case and we omit the details of the proof in this paper. Then, we apply the chain rule to get the influence of upweighting x on the validation loss:

$$\mathcal{I}_{up,loss}(x) := \left. \frac{d\mathcal{L}(\mathcal{X}_{val}, \hat{\theta}_{\epsilon,x})}{d\epsilon} \right|_{\epsilon=0} \quad (5)$$

$$= \nabla_{\theta} \mathcal{L}(\mathcal{X}_{val}, \hat{\theta})^{\top} \mathcal{I}_{up,params}(x). \quad (6)$$

Note that $\mathcal{L}(\mathcal{X}_{train}, \theta)$ can be rewritten as the following weighted average form to incorporate a

new training example x_{new} term :

$$\mathcal{L}(\mathcal{X}_{train}, \theta) = \frac{1}{\sum_{i=1}^{N+1} w_i} \sum_{i=1}^{N+1} w_i l(x_i, \theta),$$

where $w_i = 1 \forall i \neq N+1$, $w_{N+1} = 0$ and $x_{N+1} = x_{new}$. Adding the new training example x_{new} is equivalent to upweighting x_{N+1} by $\frac{1}{N}$:

$$\begin{aligned} \mathcal{L}(\mathcal{X}_{train} \cup \{x_{new}\}, \theta) &= \frac{N}{N+1} \left(\frac{1}{N} l(x_{N+1}, \theta) \right. \\ &\quad \left. + \frac{1}{\sum_{i=1}^{N+1} w_i} \sum_{i=1}^{N+1} w_i l(x_i, \theta) \right) \\ &\propto \frac{1}{N} l(x_{N+1}, \theta) + \frac{1}{\sum_{i=1}^{N+1} w_i} \sum_{i=1}^{N+1} w_i l(x_i, \theta). \end{aligned}$$

Applying the influence function $\mathcal{I}_{up,loss}(x)$, we obtain the following linear approximation of the validation loss change upon adding the training example x_{new} :

$$\mathcal{L}(\mathcal{X}_{val}, \hat{\theta}(\mathcal{X}_{train} \cup \{x_{new}\})) - \mathcal{L}(\mathcal{X}_{val}, \hat{\theta}(\mathcal{X}_{train})) \quad (7)$$

$$\approx \frac{1}{N} \mathcal{I}_{up,loss}(x_{new}). \quad (8)$$

We adopt the stochastic estimation method described in Koh and Liang (2017) to efficiently compute $\mathcal{I}_{up,loss}$. Detrimental synthetic data will have $\frac{1}{N} \mathcal{I}_{up,loss} > 0$.

Task	Format
CSQA	Q: Where can I stand on a river to see water falling without getting wet? A: waterfall $\langle /s \rangle$
WINOGRANDE	$\langle /s \rangle$ Feeling a draft, William asked Neil to please close the front door because _ was closer. $\langle /s \rangle$ Neil $\langle /s \rangle$
CODAH	$\langle /s \rangle$ I am always very hungry before I go to bed. I am $\langle /s \rangle$ concerned that this is an illness. $\langle /s \rangle$
HellaSwag-2K	$\langle /s \rangle$ A man is on a sandy beach, playing croquette. he $\langle /s \rangle$ is parasailing, making a random move. $\langle /s \rangle$
SNLI-3K	$\langle \text{PREM} \rangle$ Five black dogs run in a field. $\langle / \text{PREM} \rangle \langle \text{ANS} \rangle$ entailment $\langle / \text{ANS} \rangle \langle \text{HYP} \rangle$ Some animals running. $\langle / \text{HYP} \rangle$
ARC-Challenge	Q: Which of the following is an example of a physical change? A: breaking a glass $\langle /s \rangle$

Table 12: Input formats for GPT-2. "Q:" and "A:" are the prefix for a question and a candidate answer (choice).

Task	Format
CSQA	$\langle s \rangle$ Q: Where can I stand on a river to see water falling without getting wet? $\langle /s \rangle$ A: waterfall $\langle /s \rangle$
WINOGRANDE	$\langle s \rangle$ Feeling a draft, William asked Neil to please close the front door because _ was closer. $\langle /s \rangle$ Neil $\langle /s \rangle$
CODAH	$\langle s \rangle$ I am always very hungry before I go to bed. I am $\langle /s \rangle$ concerned that this is an illness. $\langle /s \rangle$
HellaSwag-2K	$\langle s \rangle$ A man is on a sandy beach, playing croquette. he $\langle /s \rangle$ is parasailing, making a random move. $\langle /s \rangle$
SNLI-3K	$\langle s \rangle$ Five black dogs run in a field. $\langle /s \rangle$ Some animals running. $\langle /s \rangle$
ARC-Challenge	$\langle s \rangle$ Q: Which of the following is an example of a physical change? $\langle /s \rangle$ A: breaking a glass $\langle /s \rangle$

Table 13: Input formats for ROBERTA. "Q:" and "A:" are the prefix for a question and a candidate answer (choice).

Hyperparam	CSQA	WINOGRANDE	CODAH	HellaSwag-2K	SNLI-3K	ARC-Challenge
Version	Large	Medium	Medium	Medium	Large	Medium
Hardware	I9-7900X	RTX 2080Ti	RTX 2080Ti	RTX 2080Ti	RTX 8000	RTX 2080Ti
Optimizer	AdamW	AdamW	AdamW	AdamW	AdamW	AdamW
Adam β_1	0.9	0.9	0.9	0.9	0.9	0.9
Adam β_2	0.98	0.98	0.98	0.98	0.999	0.98
Adam ϵ	1e-6	1e-6	1e-6	1e-6	1e-8	1e-6
Mixed Precision	No	Yes	Yes	Yes	Yes	Yes
LR (q/a/d)	1e-5/5e-6/2e-5	*	4e-5/5e-5/5e-5	4e-5/5e-5/5e-5	5e-5	2e-5/1e-5/1e-5
Epochs (q/a/d)	3/5/3	*	3/3/3	3/3/3	3	3/5/5
Grad Clipping	1.0	1.0	1.0	1.0	1.0	1.0
Weight Decay	0.01	0.01	0.01	0.01	0.0	0.01
Batch Size	16	16	16	16	16	16
Max Length (q/a/d)	62/70/70	72/72/-	62/92/92	62/128/128	128	90/120
Warmup Ratio	0.06	0.06	0.06	0.06	0.06	0.06
LR Decay	Linear	Linear	Linear	Linear	Linear	Linear

Table 14: Hyperparameter settings for finetuning GPT-2. "q/a/d" stands for "question/answer/distractor". Some hyperparameters for WINOGRANDE is shown in a separate table as they vary with the train size.

Hyperparam	XS	S	M	L	XL
LR (q/a)	5e-5/5e-5	2e-5/5e-5	2e-5/5e-5	2e-5/5e-5	1e-5/5e-5
Epochs (q/a)	8/12	6/6	3/3	3/3	3/1

Table 15: Hyperparameter settings for finetuning GPT-2 on WINOGRANDE.

Hyperparam	CSQA	WINOGRANDE	CODAH	HellaSwag-2K	SNLI-3K	ARC-Challenge
Version	Large	Large	Large	Large	Large	Large
Hardware	RTX 2080Ti	RTX 2080Ti	RTX 2080Ti	RTX 2080Ti	RTX 8000	RTX 2080Ti
Optimizer	AdamW	AdamW	AdamW	AdamW	AdamW	AdamW
Adam β_1	0.9	0.9	0.9	0.9	0.9	0.9
Adam β_2	0.98	0.98	0.98	0.98	0.98	0.98
Adam ϵ	1e-6	1e-6	1e-6	1e-6	1e-6	1e-6
Mixed Precision	Yes	Yes	Yes	Yes	Yes	Yes
LR	1e-5	*	1e-5	1e-5	1e-5	1e-5
Epochs	5	*	5	3	5	5
Grad Clipping	0.0	0.0	0.0	0.0	0.0	0.0
Weight Decay	0.01	0.01	0.01	0.01	0.01	0.01
Batch Size	16	16	16	16	16	16
Max Length	70	70	90	128	128	120
Warmup Ratio	0.06	0.06	0.06	0.06	0.06	0.06
LR Decay	Linear	Linear	Linear	Linear	Linear	Linear

Table 16: Hyperparameter settings for finetuning ROBERTA. Some hyperparameters for WINOGRANDE are shown in a separate table as they vary with the training set size.

Hyperparam	XS	S	M	L	XL
LR	1e-5	1e-5	1e-5	1e-5	1e-5
Epochs	10	8	5	5	5

Table 17: Hyperparameter settings for finetuning ROBERTA on WINOGRANDE.

Hyperparam	CSQA	WINOGRANDE	CODAH	HellaSwag-2K	SNLI-3K	ARC-Challenge
Synthetic Data Size	50K	$\sim 50\text{K}-130\text{K}$ ¹⁰	100K	50K	100K	50K
LR (synthetic)	5e-6	5e-6	5e-6	5e-6	5e-6	5e-6
Epochs (synthetic)	1	1	1	1	1	1

Table 18: Additional hyperparameter settings for G-DAUG Two Stage Separate Training. For finetuning on original data, we use the exactly same settings as ROBERTA (except for CSQA and HellaSwag-2K, where we find reducing 2 epochs gives significant better results).