

# Unsupervised Speech Decomposition via Triple Information Bottleneck

Kaizhi Qian<sup>1,2\*</sup> Yang Zhang<sup>1\*</sup> Shiyu Chang<sup>1</sup> David Cox<sup>1</sup> Mark Hasegawa-Johnson<sup>2</sup>

<sup>1</sup>MIT-IBM Watson AI Lab

<sup>2</sup>University of Illinois at Urbana-Champaign

{yang.zhang2, shiyu.chang, david.d.cox}@ibm.com {kqian3, jhasegaw}@illinois.edu

## Abstract

Speech information can be roughly decomposed into four components: language content, timbre, pitch, and rhythm. Obtaining disentangled representations of these components is useful in many speech analysis and generation applications. Recently, state-of-the-art voice conversion systems have led to speech representations that can disentangle speaker-dependent and independent information. However, these systems can only disentangle timbre, while information about pitch, rhythm and content is still mixed together. Further disentangling the remaining speech components is an under-determined problem in the absence of explicit annotations for each component, which are difficult and expensive to obtain. In this paper, we propose SPEECHSPLIT, which can blindly decompose speech into its four components by introducing three carefully designed information bottlenecks. SPEECHSPLIT is among the first algorithms that can separately perform style transfer on timbre, pitch and rhythm without text labels.

## 1. Introduction

Human speech conveys a rich stream of information, which can be roughly decomposed into four important components: *content*, *timbre*, *pitch* and *rhythm*. The language content of speech comprises the primary information in speech, which can also be transcribed to text. Timbre carries information about the voice characteristics of a speaker, which is closely connected with the speaker’s identity. Pitch and rhythm are the two major components of *prosody*, which expresses the emotion of the speaker. Pitch variation conveys the aspects of the tone of the speaker, and rhythm characterizes how fast the speaker utters each word or syllable.

For decades, speech researchers have sought to obtain disentangled representations of these speech components, which are useful in many speech applications. In speech analysis

tasks, the disentanglement of speech components helps to remove interference introduced by irrelevant components. In speech generation tasks, disentanglement is the foundation of many applications, such as voice conversion (Chou et al., 2019), prosody modification (Shechtman & Sorin, 2019), emotional speech synthesis (Pell et al., 2011), and low bit-rate speech encoding (Schroeder & Atal, 1985), to name a few.

Recently, state-of-the-art voice conversion systems have been able to obtain a speaker-invariant representation of speech, which disentangles the speaker-dependent information (Qian et al., 2019; Chou et al., 2018; 2019). However, these algorithms are only able to disentangle timbre. The remaining aspects, *i.e.* content, pitch, and timbre are still lumped together. As a result, the converted speech produced by these algorithms differs from the source speech only in terms of timbre. The pitch contour and rhythm remain largely the same.

From an information-theoretic perspective, the success in timbre disentanglement can be ascribed to the availability of a speaker identity label, which preserves almost all the information of timbre, such that voice conversion systems can ‘subtract’ such information from speech. For example, AUTOVC (Qian et al., 2019), a state-of-the-art voice conversion system, constructs an autoencoder for speech and feeds the speaker identity label to the decoder. As shown in figure 1(a), by constructing an information bottleneck between the encoder and decoder, AUTOVC can force the encoder to remove the timbre information, because the equivalent information is supplied to the decoder directly. Correspondingly, if we had analogous information-preserving labels for timbre, rhythm or pitch, the disentanglement of these aspects would be straightforward, simply by utilizing these labels the same way voice conversion algorithms use the speaker identity label.

However, obtaining annotations for these other speech components is challenging. For pitch annotation, although the pitch information can be extracted as pitch contour using pitch extraction algorithms, the pitch contour itself is entangled with rhythm information, because it contains the information of how long each speech segment is. For rhythm,

\*Equal contribution.

it is unclear what constitutes a useful rhythm annotation, not to mention how to obtain it. Finally, language content annotation is at least well-defined, since it effectively corresponds to text transcriptions. However, these algorithms are language-specific, and obtaining a large number of text transcriptions is expensive, especially for low-resourced languages. Therefore, here, we will focus on unsupervised methods that do not rely on text transcriptions. Hence, here we ask: is it possible to decompose these remaining speech components in an unsupervised manner?

In this paper, we propose **SPEECHSPLIT**, a speech generative model that can blindly decompose speech into content, timbre, pitch, and rhythm, and generate speech from these disentangled representations. Thus, **SPEECHSPLIT** is among the first algorithms that can enable flexible conversion of different aspects to different styles without relying on any text transcription. To achieve unsupervised decomposition, **SPEECHSPLIT** introduces an encoder-decoder structure with three encoder channels, each with a different, carefully-crafted information bottleneck design. The information bottleneck is imposed by two mechanisms: first, a constraint on the physical dimension of the representation, which has been shown effective in **AUTOVC**, and second, the introduction of noise by randomly resampling along the time dimension, which has been shown effective in (Polyak & Wolf, 2019). We find that subtle differences in the information bottleneck design are able to force different channels to pass different information, such that one passes language content, one passes rhythm, and one passes pitch information, thereby achieving the blind disentanglement of all speech components.

Besides direct value in speech applications, **SPEECHSPLIT** also provides insight into a powerful design principle that can be broadly applied to any disentangled representation learning problem: in the presence of an information bottleneck, a neural network will prioritize passing through the information that cannot be provided elsewhere. This observation inspires a generic approach to disentanglement.

## 2. Existing Works

**Early Efforts In Speech Decomposition** Early research on speech generation proposed the source-filter model (Quatieri, 2006), and many subsequent research effort tries to decompose speech into source that includes pitch and filter that includes content, using signal processing approaches, such as LPC (Atal & Schroeder, 1979), MFCC (Mermelstein, 1976), STRAIGHT (Kawahara et al., 2008) and PAT (Zhang et al., 2014). However, these approaches do not consider the prosody aspects of speech.

**Voice Conversion** In voice conversion, many variants and combinations of variational autoencoders (VAEs) and gen-

erative adversarial networks (GANs) have been proposed to remove the timbre information from the source speech so that a different timbre can be swapped in for conversion. VAE-VC (Hsu et al., 2016) directly applied VAE for voice conversion. After that, VAE-GAN (Hsu et al., 2017) added a GAN after the output of the VAE. CDVAE-VC (Huang et al., 2018) used multiple spectral features simultaneously. ACVAE-VC (Kameoka et al., 2018a) encourages the converted speech to be correctly classified as the target speaker. Instead, Chou et al. (2018) discourages the latent code to be correctly classified as the target speaker. Inspired by image style transfer frameworks, Gao et al. (2018) and Kameoka et al. (2018b) adapted CycleGan and StarGan for voice conversion. Later, CDVAE-VC was extended by directly applying GAN (Huang et al., 2020) to improve the degree of disentanglement. Chou et al. (2019) and StarGan2 (Kaneko et al., 2019) introduced new ways of incorporating the speaker information. Recently, **AUTOVC**, a simple autoencoder based method disentangles the timbre and content using information-constraining bottlenecks. Besides, the time-domain deep generative model is gaining more research attention for voice conversion (Niwa et al., 2018; Nachmani & Wolf, 2019; Serrà et al., 2019). However, these methods only focus on converting timbre, which is only one of the speech components.

**Prosody Disentanglement** Skerry-Ryan et al. (2018) is a Tacotron based speech synthesizer that can disentangle prosody from speech content. Meanwhile, Parrottron (Bidsy et al., 2019) disentangles prosody by encouraging the latent codes to be the same as the corresponding phone representation of the input speech. However, both systems require text transcriptions, which makes the task easier but limits their applications to only one language. In contrast, Polyak & Wolf (2019) attempted to remove prosody by randomly resampling, but the effect of their prosody conversion is not very pronounced. We would like to achieve effective prosody conversion without using text transcriptions, which is more flexible for low-resource languages.

## 3. Background: Information in Speech

Since this paper focuses on the decomposition of speech information into rhythm, pitch, timbre, and content, we provide here a brief primer on each of these components. Figure 3 shows the spectrograms (left) and pitch contours (right) of utterances of the sentence ‘Please call Stella’.

**Rhythm** Rhythm characterizes how fast the speaker utters each syllable, which is reflected by how the spectrum is unrolled along the horizontal axis, *i.e.* the time axis. In the top spectrogram, the spectrum is spread along the time axis, indicating a slow speaker; in the bottom spectrogram, the spectrum is compact along the time axis, indicating a fast speaker. The syllable alignment marked below the time axis

also shows such correspondence.

**Pitch** The pitch contour conveys three key kinds of information. First, the pitch range reflects speaker identity information. As shown in the figure 3, the top pitch contour is all above 150 Hz, which is common in many female voices; the bottom pitch contour is all below 150 Hz, which is common in many male voices. Second, pitch contour contains rhythm information, because each nonzero segment of the pitch contour represents a voiced segment, which typically corresponds to a word or a syllable. Finally, the pitch contour reflects the pitch targets, *e.g.* rise or fall, high or low *etc.*, of each syllable, which expresses the speaker’s intonation. In figure 3, the square marks on the pitch contours highlight the pitch target of the last word. In the top pitch contour, the tone is falling; in the bottom pitch contour, the tone is rising. In this paper, we use ‘pitch’ to refer to pitch target information, which is different from pitch contour.

**Timbre** Timbre is perceived as the voice characteristics of a speaker. It is reflected by the frequency distribution of *formants*, which are the resonant frequency components in the vocal tract. In a spectrogram, the formants are shown as the salient frequency components of the spectral envelope. In figure 3, the rectangles and arrows on the spectrogram highlight three formants. As can be seen, the top spectrogram has a higher formant frequency range, indicating a bright voice; the bottom spectrogram has a lower formant frequency range, indicating a deep voice.

**Content** In English and many other languages, the basic unit of content is phone. Each phone comes with a particular formant pattern. For example, the three formants highlighted in figure 3 are the second, third and fourth lowest formants of the phone ‘*ea*’ as in ‘*please*’. Although their formant frequencies have different ranges, which indicates their timbre difference, they have the same pattern – they tend to cluster together and are far away from the lowest formant (which is at around 100 Hz).

## 4. SPEECHSPLIT

This section introduces SPEECHSPLIT. For notation, upper-cased letters,  $X$  and  $\mathbf{X}$ , denote random scalars and vectors respectively; lower-cased letters,  $x$  and  $\mathbf{x}$ , denote deterministic scalars and vectors respectively;  $H(\mathbf{X})$  denotes the Shannon entropy of  $\mathbf{X}$ ;  $H(Y|\mathbf{X})$  denotes the entropy of  $Y$  conditional on  $\mathbf{X}$ ;  $I(Y; \mathbf{X})$  denotes the mutual information.

### 4.1. Problem Formulation

Denote  $\mathcal{S} = \{\mathcal{S}_t\}$  as a speech spectrogram, where  $t$  is the time index. Denote the speaker’s identity as  $U$ . We assume that  $\mathcal{S}$  and  $U$  are generated through the following random

generative processes

$$\mathcal{S} = g_s(\mathbf{C}, \mathbf{R}, \mathbf{F}, \mathbf{V}), \quad U = g_u(\mathbf{V}), \quad (1)$$

where  $\mathbf{C}$  denotes content;  $\mathbf{R}$  denotes rhythm;  $\mathbf{F}$  denotes pitch target;  $\mathbf{V}$  denotes timbre.  $g_s(\cdot)$  and  $g_u(\cdot)$  are assumed to be a one-to-one mapping. Note that here we assume  $\mathbf{C}$  also accounts for the residual information that is not included in rhythm, pitch or timbre.

Our goal is to construct an autoencoder-based generative model for speech, such that the hidden code contains disentangled representations of the speech components. Formally, denote the representations as  $\mathbf{Z}_c$ ,  $\mathbf{Z}_r$  and  $\mathbf{Z}_f$ . Then these representations should satisfy

$$\mathbf{Z}_c = h_c(\mathbf{C}), \quad \mathbf{Z}_r = h_r(\mathbf{R}), \quad \mathbf{Z}_f = h_f(\mathbf{F}), \quad (2)$$

where  $h_c(\cdot)$ ,  $h_r(\cdot)$  and  $h_f(\cdot)$  are all one-to-one mappings.

### 4.2. AUTOVC and Its Limitations

Since SPEECHSPLIT inherits the information bottleneck mechanism proposed in AUTOVC, it is necessary to first review its framework and limitations. Figure 1(a) shows the framework of AUTOVC, which consists of an encoder and a decoder. The encoder has an information bottleneck at the end (shown as the grey tip), which is implemented as hard constraint on code dimensions. The input to the encoder is speech spectrogram  $\mathcal{S}$ , and the output of the encoder is called the speech code, denoted as  $\mathbf{Z}$ . The decoder takes  $\mathbf{Z}$  and the speaker identity label  $U$  as its inputs, and produces a speech spectrogram  $\hat{\mathcal{S}}$  as output. Formally, denote the encoder as  $E(\cdot)$ , and the decoder as  $D(\cdot, \cdot)$ . The AUTOVC pipeline can be expressed as

$$\mathbf{Z} = E(\mathcal{S}), \quad \hat{\mathcal{S}} = D(\mathbf{Z}, U). \quad (3)$$

During training, the output of the decoder tries to reconstruct the input spectrogram:

$$\min_{\theta} \mathbb{E}[\|\hat{\mathcal{S}} - \mathcal{S}\|_2^2], \quad (4)$$

where  $\theta$  denotes all the trainable parameters.

It can be shown that if the information bottleneck is tuned to the right size, this simple scheme can achieve disentanglement of the timbre information as

$$\mathbf{Z} = h(\mathbf{C}, \mathbf{R}, \mathbf{F}). \quad (5)$$

Figure 1(a) provides an intuitive explanation of why this is possible. As can be seen, speech is represented as a concatenation of different blocks, indicating the content, rhythm, pitch and timbre information. Note that speaker identity is represented with the same block style as timbre because it is assumed to preserve equivalent information to timbre according to equation (1). Since the speaker identity

is separately fed to the decoder, the decoder can still have access to all the information to perform self-reconstruction even if the encoder does not preserve the timbre information in its output. Therefore, when the information bottleneck is binding, the encoder will remove the timbre information. However,  $Z$  still lumps content, rhythm, and pitch together. As a result, AUTOVC can only convert timbre.

### 4.3. The SPEECHSPLIT Framework

Figure 1(b) illustrates the SPEECHSPLIT framework. SPEECHSPLIT is also an autoencoder with an information bottleneck. However, in order to further decompose the remaining speech components, SPEECHSPLIT introduces three encoders with heterogeneous information bottleneck, which are a content encoder, a rhythm encoder, and a pitch encoder. Below are the details of the encoders and the decoder of SPEECHSPLIT.

**The Encoders** As shown in figure 1(b), all three encoders are almost the same, but with two subtle differences. First, the input to the content encoder and rhythm encoder is speech  $S$ , whereas the input to the pitch encoder is the pitch contour, which we denote as  $P$ . As discussed in section 3, the pitch contour  $P$  is not equivalent to the pitch information  $F$ . Here we normalize the pitch contour to have the same mean and variance across all the speakers, so the pitch contour only contains pitch and rhythm information.

Second, the content encoder and pitch encoder perform a random resampling operation along the time dimension of the input. Random resampling involves two steps of operations. The first step is to divide the input into segments of random lengths. The second step is to randomly stretch or squeeze each segment along the time dimension. Therefore, random resampling can be regarded as an information bottleneck on rhythm. More details of random resampling can be found in appendix B.2. All the encoders have the physical information bottleneck at the output. The final outputs of the encoders are called content code, rhythm code and pitch code, which are denoted as  $Z_c$ ,  $Z_r$  and  $Z_f$  respectively. Formally, denote the encoders as  $E_c(\cdot)$ ,  $E_r(\cdot)$  and  $E_f(\cdot)$ , and denote the random resampling operation as  $A(\cdot)$ . Then we have

$$Z_c = E_c(A(S)), \quad Z_r = E_r(S), \quad Z_f = E_f(A(P)). \quad (6)$$

**The Decoder** The decoder takes all the speech code and the speaker identity label (or embedding) as its inputs, and produce a speech spectrogram as output, *i.e.*,

$$\hat{S} = D(Z_c, Z_r, Z_f, U). \quad (7)$$

During training, the output of the decoder tries to reconstruct the input spectrogram, which is the same as in equation (4).

Counter-intuitive as it may sound, we claim that when all the information bottlenecks are appropriately set and the

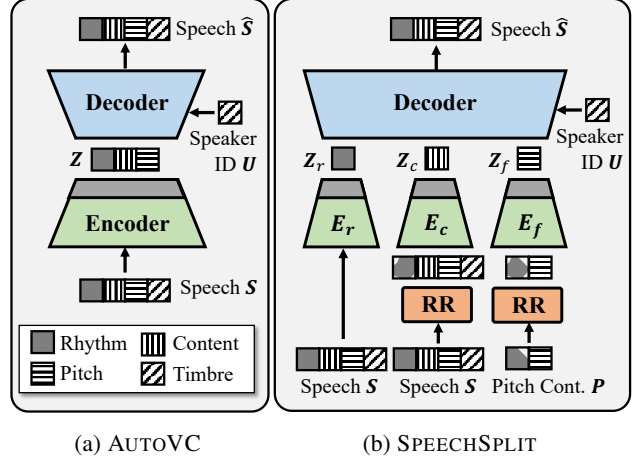


Figure 1. Frameworks and AUTOVC and SPEECHSPLIT and illustration of why they can perform disentanglement. Signals are represented as blocks to denote their information components. “RR” denotes random resampling. The grey block at the tip of the encoders denotes the information bottleneck.

network representation power is sufficient, a minimizer of equation (4) will satisfy the disentanglement condition as in equation (2). In what follows, we will explain why such decomposition is possible.

### 4.4. Why Does It Force Speech Decomposition?

Figure 1 provides an intuitive illustration of how SPEECHSPLIT achieves speech decomposition, where a few important assumptions are made.

**Assumption 1:** The random resampling operation will contaminate the rhythm information  $R$ , *i.e.*  $\forall r_1 \neq r_2$

$$Pr[A(g_s(C, r_1, F, V)) = A(g_s(C, r_2, F, V))] > 0. \quad (8)$$

**Assumption 2:** The random resampling operation will not contaminate the other speech components, *i.e.*

$$I(C; A(S)) = H(C), \quad I(F; A(S)) = H(F). \quad (9)$$

**Assumption 3:** The pitch contour  $P$  contains all the pitch information and a portion of rhythm information.

$$P = g_p(F, R), \quad I(F; P) = H(F). \quad (10)$$

As shown in figure 1(b), speech contains four blocks of information. When it passes through the random resampling operation, a random portion of the rhythm block is wiped (shown as the holes in the rhythm block at the output of the RR module), but the other blocks remain intact. On the other hand, the pitch contour mainly contains two blocks, the pitch block, and the rhythm block. The rhythm block is missing a corner because the pitch contour does not contain



all the rhythm information, and it misses even more when it passes through the random resampling module.

Similar to the AUTOVC claim, the timbre information is directly fed to the decoder, so all the encoders do not need to encode the timbre information. Therefore, this section focuses on explaining why SPEECHSPLIT can force the encoders to separately encode the content, pitch, and timbre.

First, the rhythm encoder  $E_r(\cdot)$  is the only encoder that has access to the complete rhythm information  $\mathbf{R}$ . The other two encoders only preserve a random portion of  $\mathbf{R}$ , and there is no way for  $E_r(\cdot)$  to guess which part is lost and thus only supply the lost part. Therefore,  $E_r(\cdot)$  must pass all the rhythm information. Meanwhile, the other aspects are available in the other two encoders. So if  $E_r(\cdot)$  is forced to lose some information by its information bottleneck, it will prioritize removing the content, pitch, and timbre.

Second, given that  $E_r(\cdot)$  only encodes  $\mathbf{R}$ , then the content encoder  $E_c(\cdot)$  becomes the only encoder that can encode all the content information  $\mathbf{C}$ , because the pitch encoder does not have access to  $\mathbf{C}$ . Therefore,  $E_c(\cdot)$  must pass all the content information. Meanwhile, the other aspects can be supplied elsewhere, so the rhythm encoder will remove the other aspects if the information bottleneck is binding.

Finally, with  $E_r(\cdot)$  encoding only  $\mathbf{R}$  and  $E_c(\cdot)$  encoding only  $\mathbf{C}$ , the pitch encoder  $E_f(\cdot)$  must encode of the pitch information. All the other aspects are supplied in other channels, so  $E_f(\cdot)$  will prioritize removing these aspects if the information bottleneck is binding.

Simply put, if each encoder is only allowed to pass one block, then the arrangement in figure 1 is the only way to ensure full recovery of the speech information.

Now we are ready to give our formal result.

**Theorem 1.** Assume  $\mathbf{C}$ ,  $\mathbf{R}$ ,  $\mathbf{F}$ ,  $\mathbf{U}$  are independent, and that the information bottleneck is precisely set such that

$$H(\mathbf{Z}_c) = H(\mathbf{C}), \quad H(\mathbf{Z}_r) = H(\mathbf{R}), \quad H(\mathbf{Z}_f) = H(\mathbf{F}). \quad (11)$$

Assume equations (1), (8), (9) and (10) hold. Then the global optimum of equation (4) would produce the disentangled representation as in (2).

The proof is presented in the appendix. Although theorem 1 is contingent on a set of relatively stringent conditions, which may not hold in practice, we will empirically verify the disentanglement capabilities in section 5.

#### 4.5. Network Architecture

Figure 2 shows the architecture of SPEECHSPLIT. The left module corresponds to the encoders and the right to the decoder. All three encoders share a similar architecture, which consists of a stack of  $5 \times 1$  convolutional layers followed

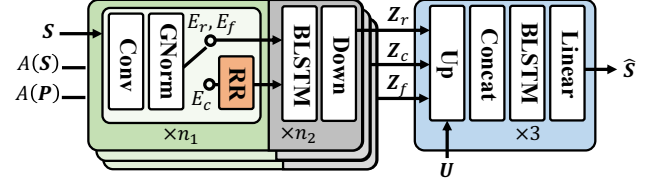


Figure 2. The architecture of SPEECHSPLIT. ‘GNorm’ denotes group normalization; ‘RR’ denotes random resampling; ‘Down’ and ‘Up’ denote downsampling and upsampling operations respectively. ‘Linear’ denotes linear projection layer.  $\times n$  denotes the module above is repeated  $n$  times.

Table 1. Hyperparameter settings of the encoders.

	Rhythm	Content	Pitch
Conv Layers	1	3	3
Conv Dim	128	512	256
Norm Groups	8	32	16
BLSTM Layers	1	2	1
BLSTM Dim	1	8	32
Downsample Factor	8	8	8

by group normalization (Wu & He, 2018). For the content encoder, the output of each convolutional layer is passed to a random resampling module to further contaminate rhythm. The final output of the convolutional layers is fed to a stack of bidirectional-LSTM layers to reduce the feature dimension, and then pass through a downsampling operation to reduce the temporal dimension, producing the hidden representations. Table 1 shows the hyperparameter settings of each encoder. More details of the downsampling operation are provided in appendix B.2.

The decoder first upsamples the hidden representation to restore the original sampling rate. The speaker identity label  $\mathbf{U}$ , which is a one-hot vector, is also repeated along the time dimension to match the temporal dimension of the other upsampled representations. All the representations are then concatenated along the channel dimension and fed to a stack of three bidirectional-LSTM layers with an output linear layer to produce the final output. Spectrogram is converted back to the speech waveform using the same wavenet-vocoder as in AUTOVC. Additional architecture and implementation details are provided in appendix B.

## 5. Experiments

In this section, we will empirically verify the disentanglement capability of SPEECHSPLIT. We will be visualizing our speech results using spectrogram and pitch contour. However, to fully appreciate the performance of SPEECHSPLIT, we strongly encourage readers to refer to our online

demo<sup>1</sup>. Additional experiment results can be found in appendix C. The frequency axis units of all the spectrograms are in kHz, and those of the pitch contour plots are in Hz.

### 5.1. Configurations

The experiments are performed on the VCTK dataset (Veaux et al., 2016). The training set contains 20 speakers where each speaker has about 15 minutes of speech. The test set contains the same 20 speakers but with different utterances, which is the conventional voice conversion setting. SPEECHSPLIT is trained using the ADAM optimizer (Kingma & Ba, 2014) with a batch size of 16 for 800k steps. Since there are no other algorithms that can perform blind decomposition so far, we will be comparing our result with AUTOVC, a conventional voice conversion baseline.

The model selection is performed on the training dataset. Specifically, the physical bottleneck dimensions are tuned based on the criterion: when the input to one of the encoders or the speaker embedding is set to zero, the output reconstruction error should increase by at least 10%. As will be shown in section 5.4, setting the inputs and speaker embedding to zero can measure the degree of disentanglement. From the models that satisfy this criterion, we pick the one with the lowest training error.

### 5.2. Rhythm, Pitch and Timbre Conversions

If SPEECHSPLIT can decompose the speech into different components, then it should be able to separately perform style transfer on each aspect, which is achieved by replacing the input to the respective encoder with that of the target utterance. For example, if we want to convert pitch, we feed the target pitch contour to the pitch encoder. To convert timbre, we feed the target speaker id to the decoder.

We construct parallel speech pairs from the test set, where both the source and target speakers read the same utterances. Please note that we use the parallel pairs *only for testing*. During training, SPEECHSPLIT is trained without parallel speech data. For each parallel pair, we set one utterance as the source and one as the target, and perform seven different types of conversions, including three single-aspect conversions (rhythm-only, pitch-only and timbre-only), three double-aspect conversions (rhythm+pitch, rhythm+timbre, and pitch+timbre), and one all-aspect conversion.

**Conversion Visualization** Figure 3 shows the single-aspect conversion results on a speech pair uttering ‘Please call Stella’. The source speaker is a slow female speaker, and the target speaker is a fast male speaker. As shown in figure 3, SPEECHSPLIT can separately convert each aspect. First, in terms of rhythm, note that the rhythm-only conver-

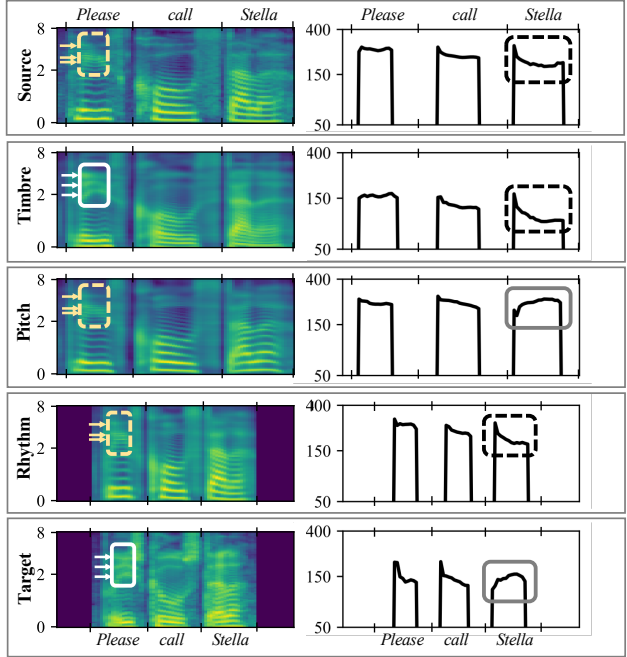


Figure 3. Spectrogram (left) and pitch contours (right) of single-aspect conversion results of the utterance ‘Please call Stella’. The left rectangle marks highlight the formant structures of the phone ‘ea’. The arrows mark the frequencies of the second, third and fourth formants. The right rectangle marks highlight the pitch tones of the word ‘Stella’.

sion is perfectly aligned with the target utterance in time, whereas the timbre-only and pitch-only conversions are perfectly aligned with the source utterance in time. Second, in terms of pitch, notice that the timbre-only and rhythm-only conversions have a falling tone on the word ‘Stella’, which is the same as the source utterance, as highlighted by the dashed rectangle. The pitch-only conversion has a rising tone on ‘Stella’, which is the same as the target utterance, as highlighted by the solid rectangles. Third, in terms of timbre, as highlighted by the rectangles on the spectrograms, the formants of pitch-only and rhythm-only conversions are as high as those of the source speech, and the formants of timbre-only conversions are as high as those in the target.

**Subjective Evaluation** We also perform a subjective evaluation on *Amazon Mechanical Turk* on whether the conversion of each aspect is successful. For example, to evaluate whether the different conversions convert pitch, we select 20 speech pairs that are perceptually distinct in pitch, and generate all the seven types of conversions, plus the AUTOVC conversion and the source utterance as baselines. Each test is assigned to five subjects. In the test, the subject is presented with two reference utterances, which are the source and target utterances in a random order, and then with one of the nine conversion results. The subject is asked to select

<sup>1</sup><https://auspicious3000.github.io/SpeechSplit-Demo/>

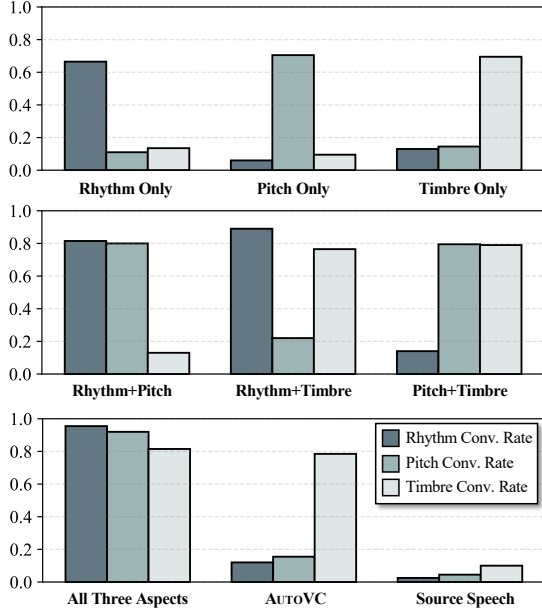


Figure 4. Subjective conversion rates of different conversion types. Each bar group corresponds to a conversion type/algorithm. The three bars within each group represent the rhythm, pitch and timbre conversion rates respectively.

Table 2. MOS of different conversion types/algorithms.

<b>Rhythm Only</b>	<b>Pitch Only</b>	<b>Timbre Only</b>
3.21	3.79	3.40
<b>Rhythm+Pitch</b>	<b>Rhythm+Timbre</b>	<b>Pitch+Timbre</b>
3.04	2.73	3.35
<b>All Three</b>	<b>AUTOVC</b>	<b>Source</b>
2.79	3.24	4.65

which reference utterance has a more similar pitch tone to the converted utterance. We compute the *pitch conversion rate* as the percentage of answers that choose the target utterance. We would expect the utterances with pitch converted to have a high pitch conversion rate; otherwise, the pitch conversion rate should be low. The *rhythm conversion rate* and *timbre conversion rate* are computed in a similar way.

Figure 4 shows the conversion rates of different types of conversions. As expected, the conversion rate is high when the corresponding aspect is converted, and low otherwise. For example, the pitch-only conversion has a high pitch conversion rate but low rhythm and timbre conversion rates; whereas the rhythm+timbre conversion has a high rhythm and timbre conversion rates but a low pitch conversion rate. It is worth noting that AUTOVC has a high timbre conversion rate, but low in the other, indicating that it only converts timbre. In short, both the visualization results and our subjective evaluation verifies that each conversion can successfully convert the intended aspects, without altering the other aspects, whereas AUTOVC only converts timbre.

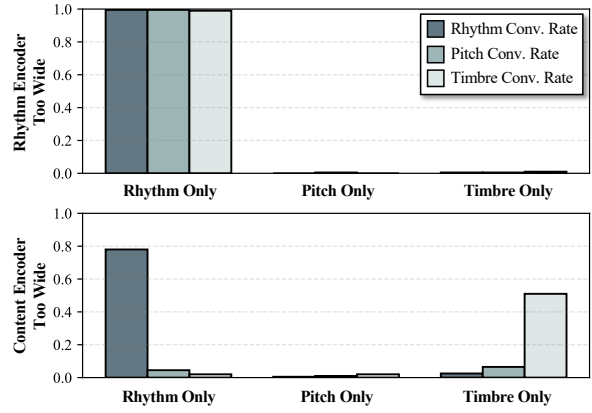


Figure 5. Subjective conversion rates of single-aspect conversions of SPEECHSPLIT when the information bottleneck of the rhythm encoder (top panel) or the content encoder (bottom panel) is too wide. Each bar group corresponds to a conversion type/algorithm. The three bars within each group represent the rhythm, pitch and timbre conversion rates respectively.

We also evaluate the MOS (mean opinion score), ranging from one to five, on the quality of the conversion, as shown in table 5.2. There are a few interesting observations. First, the MOS of pitch conversion is higher than that of timbre and rhythm conversions, which implies that timbre and rhythm conversions are the more challenging tasks. Second, as the number of converted aspects increases, the MOS gets lower, because the conversion task gets more challenging.

### 5.3. Mismatched Conversion Target

Since utterances with mismatched contents have different numbers of syllables and lengths, we would like to find out how SPEECHSPLIT converts rhythm when the source and target utterances read different content. Figure 6 shows the rhythm-only conversion between a long utterance, ‘And we will go meet her Wednesday’ (top left panel), and a short utterance, ‘Please call Stella’ (top right panel).

The short to long conversion is shown in the bottom left panel. It can be observed that the conversion tries to match the syllable structure of the long utterance by stretching its limited words. In particular, ‘please’ is stretched to cover ‘and we will’, ‘call’ to cover ‘go meet’, and ‘Stella’ to cover ‘her Wednesday’. On the contrary, the long to short conversion, shown in the bottom right panel, tries to squeeze everything to the limited syllable slots in the short utterance. Intriguingly still, the word mapping between the long utterance and the short utterance is *exactly the same* as in the short to long conversion. In both cases, the word boundaries between the converted speech and the target speech are surprisingly aligned.

These observations suggest that SPEECHSPLIT has an in-

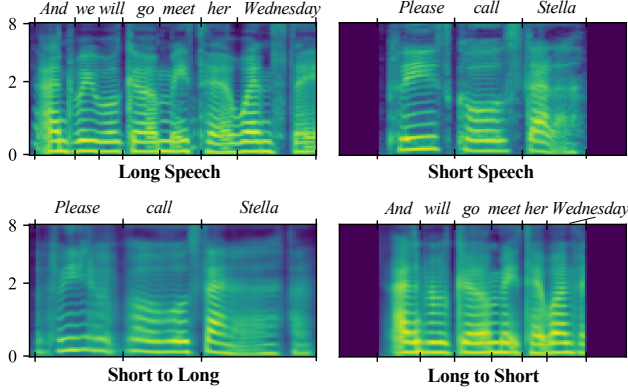


Figure 6. Rhythm-only conversion when the source and target speech have mismatched content.

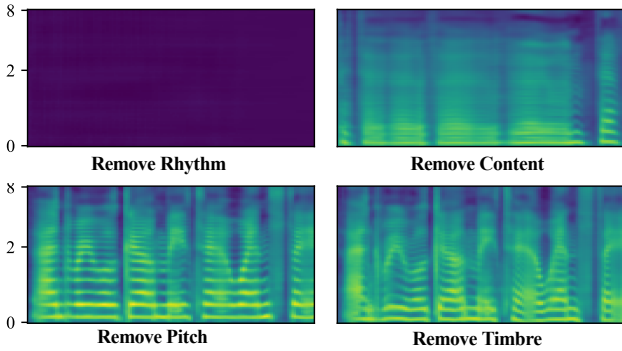


Figure 7. Reconstructed speech when one speech component is removed. The ground truth speech is in figure 6 top left panel.

tricate ‘fill in the blank’ mechanism when combining the rhythm information with content and pitch. The rhythm code provides a number of blanks, and the decoder fills the blanks with the content information and pitch information provided by the respective encoders. Furthermore, there seems to be an anchoring mechanism that associates the content and pitch with the right blank, which functions stably even if the blanks and the content are mismatched.

#### 5.4. Removing Speech Components

To further understand the disentanglement mechanism of SPEECHSPLIT, we generate spectrograms with one of the four components removed. To remove rhythm, content or pitch, we respectively set the input to the rhythm encoder, content encoder or pitch encoder to zero. To remove timbre, we set the speaker embedding to zero. Figure 7 shows the output spectrograms with one component removed. As can be observed, when the rhythm is removed, the output becomes zero, and when the content is removed, the output becomes a set of slots with no informative spectral shape. These findings are consistent with our ‘fill in the blank’ hypothesis in section 5.4. When rhythm code is removed, there is no slot to fill, and hence the output spectrogram is

blank. When content is removed, there is nothing to fill in the blanks, resulting in a spectrogram with uninformative blanks. When the pitch is removed, the pitch of the output becomes completely flat, as can be seen from the flat harmonics. Finally, when timbre is removed, the formant positions of the output spectrogram shift, which indicates that the timbre has changed, possibly to an average speaker. These results further verify that SPEECHSPLIT can separately model different speech components.

#### 5.5. Varying the Information Bottleneck

In this section, we would like to verify our theoretical explanation in section 4.4 by varying the information bottleneck and see if SPEECHSPLIT will still act as our theory predicts.

According to figure 1, if the physical information bottleneck of the rhythm encoder is too wide, then the rhythm encoder will pass all the information through, and the content encoder, pitch encoder and speaker identity will be useless. As a result, rhythm-only conversion will convert all the aspects. On the other hand, the pitch-only and timbre-only conversions will alter nothing. Similarly, if the physical information bottleneck of the content encoder is too wide, but random sampling is still present, then the content encoder will pass almost all the information through, except for the rhythm information, because the random resampling operations still contaminate the rhythm information and SPEECHSPLIT would still rely on the rhythm encoder to recover the rhythm information. As a result, the rhythm-only conversion would still convert rhythm, but the pitch-only and timbre-only conversions would barely alter anything.

Figure 5 shows the subjective conversion rates of single-aspect conversions when the physical bottleneck of rhythm encoder or the content encoder is too wide. These results agree with our theoretical predictions. When the rhythm encoder physical bottleneck is too wide, the rhythm-only conversion converts all the aspects, while other conversions convert nothing. When the content encoder physical bottleneck is too wide, the rhythm-only conversion still converts rhythm. Notably, the timbre-only conversion still converts timbre to some degree, possibly due to the random resampling operation of the content encoder. These results verify our theoretical explanation of SPEECHSPLIT.

## 6. Conclusion

We have demonstrated that SPEECHSPLIT has powerful disentanglement capabilities by having multiple intricately designed information bottlenecks. There are three take-aways. First, we have shown that the physical dimension of the hidden representations can effectively limit the information flow. Second, we have verified that when information bottleneck is binding, neural autoencoder will only pass the



information that other channels cannot provide. Third, even if we only have a partial disentanglement algorithm, *e.g.* the random resampling, we can design a complete disentanglement algorithm by having multiple channels with different information bottleneck. These intriguing observations inspire a generic approach to disentanglement.

## References

- Atal, B. and Schroeder, M. Predictive coding of speech signals and subjective error criteria. *IEEE Transactions on Acoustics, Speech, and Signal Processing*, 27(3):247–254, 1979.
- Biadsy, F., Weiss, R. J., Moreno, P. J., Kanvesky, D., and Jia, Y. Parrottron: An end-to-end speech-to-speech conversion model and its applications to hearing-impaired speech and speech separation. *arXiv preprint arXiv:1904.04169*, 2019.
- Chou, J.-c., Yeh, C.-c., Lee, H.-y., and Lee, L.-s. Multi-target voice conversion without parallel data by adversarially learning disentangled audio representations. *arXiv preprint arXiv:1804.02812*, 2018.
- Chou, J.-c., Yeh, C.-c., and Lee, H.-y. One-shot voice conversion by separating speaker and content representations with instance normalization. *arXiv preprint arXiv:1904.05742*, 2019.
- Gao, Y., Singh, R., and Raj, B. Voice impersonation using generative adversarial networks. *arXiv preprint arXiv:1802.06840*, 2018.
- Hsu, C.-C., Hwang, H.-T., Wu, Y.-C., Tsao, Y., and Wang, H.-M. Voice conversion from non-parallel corpora using variational auto-encoder. In *Signal and Information Processing Association Annual Summit and Conference (APSIPA), 2016 Asia-Pacific*, pp. 1–6. IEEE, 2016.
- Hsu, C.-C., Hwang, H.-T., Wu, Y.-C., Tsao, Y., and Wang, H.-M. Voice conversion from unaligned corpora using variational autoencoding Wasserstein generative adversarial networks. *arXiv preprint arXiv:1704.00849*, 2017.
- Huang, W.-C., Hwang, H.-T., Peng, Y.-H., Tsao, Y., and Wang, H.-M. Voice conversion based on cross-domain features using variational auto encoders. *arXiv preprint arXiv:1808.09634*, 2018.
- Huang, W.-C., Luo, H., Hwang, H.-T., Lo, C.-C., Peng, Y.-H., Tsao, Y., and Wang, H.-M. Unsupervised representation disentanglement using cross domain features and adversarial learning in variational autoencoder based voice conversion. *arXiv preprint arXiv:2001.07849*, 2020.
- Kameoka, H., Kaneko, T., Tanaka, K., and Hojo, N. Acvae-vc: Non-parallel many-to-many voice conversion with auxiliary classifier variational autoencoder. *arXiv preprint arXiv:1808.05092*, 2018a.
- Kameoka, H., Kaneko, T., Tanaka, K., and Hojo, N. Stargan-vc: Non-parallel many-to-many voice conversion with star generative adversarial networks. *arXiv preprint arXiv:1806.02169*, 2018b.
- Kaneko, T., Kameoka, H., Tanaka, K., and Hojo, N. Stargan-vc2: Rethinking conditional methods for stargan-based voice conversion. *arXiv preprint arXiv:1907.12279*, 2019.
- Kawahara, H., Morise, M., Takahashi, T., Nisimura, R., Irino, T., and Banno, H. Tandem-straight: A temporally stable power spectral representation for periodic signals and applications to interference-free spectrum, f0, and aperiodicity estimation. In *2008 IEEE International Conference on Acoustics, Speech and Signal Processing*, pp. 3933–3936. IEEE, 2008.
- Kingma, D. P. and Ba, J. Adam: A method for stochastic optimization. *arXiv preprint arXiv:1412.6980*, 2014.
- Langley, P. Crafting papers on machine learning. In Langley, P. (ed.), *Proceedings of the 17th International Conference on Machine Learning (ICML 2000)*, pp. 1207–1216, Stanford, CA, 2000. Morgan Kaufmann.
- Mermelstein, P. Distance measures for speech recognition, psychological and instrumental. *Pattern recognition and artificial intelligence*, 116:374–388, 1976.
- Nachmani, E. and Wolf, L. Unsupervised singing voice conversion. *arXiv preprint arXiv:1904.06590*, 2019.
- Niwa, J., Yoshimura, T., Hashimoto, K., Oura, K., Nankaku, Y., and Tokuda, K. Statistical voice conversion based on wavenet. In *2018 IEEE International Conference on Acoustics, Speech and Signal Processing (ICASSP)*, pp. 5289–5293. IEEE, 2018.
- Pell, M. D., Jaywant, A., Monetta, L., and Kotz, S. A. Emotional speech processing: Disentangling the effects of prosody and semantic cues. *Cognition & Emotion*, 25(5): 834–853, 2011.
- Polyak, A. and Wolf, L. Attention-based wavenet autoencoder for universal voice conversion. In *ICASSP 2019-2019 IEEE International Conference on Acoustics, Speech and Signal Processing (ICASSP)*, pp. 6800–6804. IEEE, 2019.
- Qian, K., Zhang, Y., Chang, S., Yang, X., and Hasegawa-Johnson, M. Zero-shot voice style transfer with only autoencoder loss. *arXiv preprint arXiv:1905.05879*, 2019.

- Quatieri, T. F. *Discrete-time speech signal processing: principles and practice*. Pearson Education India, 2006.
- Schroeder, M. and Atal, B. Code-excited linear prediction (celp): High-quality speech at very low bit rates. In *ICASSP'85. IEEE International Conference on Acoustics, Speech, and Signal Processing*, volume 10, pp. 937–940. IEEE, 1985.
- Serrà, J., Pascual, S., and Perales, C. S. Blow: a single-scale hyperconditioned flow for non-parallel raw-audio voice conversion. In *Advances in Neural Information Processing Systems*, pp. 6790–6800, 2019.
- Shechtman, S. and Sorin, A. Sequence to sequence neural speech synthesis with prosody modification capabilities. *arXiv preprint arXiv:1909.10302*, 2019.
- Skerry-Ryan, R., Battenberg, E., Xiao, Y., Wang, Y., Stanton, D., Shor, J., Weiss, R. J., Clark, R., and Saurous, R. A. Towards end-to-end prosody transfer for expressive speech synthesis with tacotron. *arXiv preprint arXiv:1803.09047*, 2018.
- Veaux, C., Yamagishi, J., MacDonald, K., et al. Superseded-CSTR VCTK corpus: English multi-speaker corpus for CSTR voice cloning toolkit. *University of Edinburgh. The Centre for Speech Technology Research (CSTR)*, 2016.
- Wu, Y. and He, K. Group normalization. In *Proceedings of the European Conference on Computer Vision (ECCV)*, pp. 3–19, 2018.
- Yamamoto, R., Felipe, J., and Blaauw, M. r9y9/pysptk: 0.1. 14, 2019.
- Zhang, Y., Ou, Z., and Hasegawa-Johnson, M. Improvement of probabilistic acoustic tube model for speech decomposition. In *2014 IEEE International Conference on Acoustics, Speech and Signal Processing (ICASSP)*, pp. 7929–7933. IEEE, 2014.

## A. Proof to Theorem 1

The proof is divided into five parts.

**Lemma 1.1.** *Under the assumptions in theorem 1, the global minimum of equation (4) is 0.*

*Proof.* Construct the encoders that satisfy equation (2), which is a feasible choice. Construct the decoder as follows:

$$\begin{aligned} & D(\mathbf{Z}_c, \mathbf{Z}_r, \mathbf{Z}_f, \mathbf{V}) \\ &= g_s(h_c^{-1}(\mathbf{Z}_c), h_r^{-1}(\mathbf{Z}_r), h_f^{-1}(\mathbf{Z}_f), g_u^{-1}(\mathbf{V})) \\ &= g_s(\mathbf{C}, \mathbf{R}, \mathbf{F}, \mathbf{U}) \\ &= \mathbf{S}, \end{aligned} \quad (12)$$

which achieves 0 reconstruction loss in equation (4).  $\square$

**Lemma 1.2.** *Equation (8) implies*

$$I(\mathbf{R}; A(\mathbf{S}), f(\mathbf{R})) < H(\mathbf{R}), \quad \forall f(\cdot) \text{ s.t. } H(\mathbf{R}|f(\mathbf{R})) > 0. \quad (13)$$

*Proof.* We will prove this by contradiction. If there exists an  $f(\cdot)$  s.t.  $H(\mathbf{R}|f(\mathbf{R})) > 0$  but  $I(\mathbf{R}; A(\mathbf{S}), f(\mathbf{R})) = H(\mathbf{R})$ , then there exist  $\mathbf{r}_1 \neq \mathbf{r}_2$ , which  $f(\cdot)$  cannot distinguish but  $A(\mathbf{S})$  can, i.e.

$$A(g_s(\mathbf{C}_1, \mathbf{r}_1, \mathbf{F}_1, \mathbf{V}_1)) \neq A(g_s(\mathbf{C}_2, \mathbf{r}_2, \mathbf{F}_2, \mathbf{V}_2)), \quad \text{w.p. 1.} \quad (14)$$

which contradicts with (8).  $\square$

**Lemma 1.3.** *Under the assumptions in theorem 1, in order to achieve the global minimum of equation (4),  $\mathbf{Z}_r$  must satisfy equation (2).*

*Proof.* We will prove this by contradiction. If

$$H(\mathbf{R}|\mathbf{Z}_r) > 0, \quad (15)$$

then we have

$$\begin{aligned} H(\mathbf{R}|\hat{\mathbf{S}}) &\geq H(\mathbf{R}|\mathbf{Z}_r, \mathbf{Z}_c, \mathbf{Z}_f, \mathbf{V}) \\ &\geq H(\mathbf{R}|\mathbf{Z}_r, \mathbf{Z}_c, \mathbf{Z}_f) \\ &\geq H(\mathbf{R}|\mathbf{Z}_r, A(\mathbf{S}), A(\mathbf{P})) \\ &> 0, \end{aligned} \quad (16)$$

where the first and third lines are due to the data processing inequality; the second line is given by equation (1) and the independence assumption among the aspects; the last line is given by equation (13). Equation (16) essentially means  $\hat{\mathbf{S}}$  cannot reconstruct  $\mathbf{R}$ , and thereby cannot reconstruct  $\mathbf{S}$ , which contradicts with the optimal loss being 0.

Moreover, if

$$H(\mathbf{Z}_r|\mathbf{R}) > 0, \quad (17)$$

then

$$H(\mathbf{R}|\mathbf{Z}_r) = H(\mathbf{Z}_r|\mathbf{R}) + H(\mathbf{R}) - H(\mathbf{Z}_r) \geq H(\mathbf{Z}_r|\mathbf{R}) > 0, \quad (18)$$

where the ' $\geq$ ' inequality is from equation (11). This will again lead to a contradiction.  $\square$

**Lemma 1.4.** *Under the assumptions in theorem 1, and assuming  $\mathbf{Z}_r$  satisfies equation (2), in order to achieve the global minimum of equation (4),  $\mathbf{Z}_c$  must satisfy equation (2).*

*Proof.* We will prove this by contradiction. If

$$H(\mathbf{C}|\mathbf{Z}_c) > 0, \quad (19)$$

then we have

$$\begin{aligned} H(\mathbf{C}|\hat{\mathbf{S}}) &\geq H(\mathbf{C}|\mathbf{Z}_r, \mathbf{Z}_c, \mathbf{Z}_f) \\ &= H(\mathbf{C}|f_r(\mathbf{R}), \mathbf{Z}_c, \mathbf{Z}_f) \\ &= H(\mathbf{C}|\mathbf{Z}_c, \mathbf{Z}_f) \\ &\geq H(\mathbf{C}|\mathbf{Z}_c, \mathbf{F}) \\ &= H(\mathbf{C}|\mathbf{Z}_c, g_p(\mathbf{F}, \mathbf{R})) \\ &= H(\mathbf{C}|\mathbf{Z}_c) > 0, \end{aligned} \quad (20)$$

where the first line is similar to equation (16); the second line is given by  $\mathbf{R}$  satisfying equation (2); the third and last lines are due to the independence assumption among the aspects; the fourth line is given by the data processing inequality; the fifth line is given by equation (10). Equation (20) essentially means  $\hat{\mathbf{S}}$  cannot reconstruct  $\mathbf{C}$ , and thereby cannot reconstruct  $\mathbf{S}$ , which contradicts with the optimal loss being 0.

Moreover, if

$$H(\mathbf{Z}_c|\mathbf{C}) > 0, \quad (21)$$

then

$$H(\mathbf{C}|\mathbf{Z}_c) = H(\mathbf{Z}_c|\mathbf{C}) + H(\mathbf{C}) - H(\mathbf{Z}_c) \geq H(\mathbf{Z}_c|\mathbf{C}) > 0, \quad (22)$$

where the ' $\geq$ ' inequality is from equation (11). This will again lead to a contradiction.  $\square$

**Lemma 1.5.** *Under the assumptions in theorem 1, and assuming  $\mathbf{Z}_r$  and  $\mathbf{Z}_c$  satisfy equation (2), in order to achieve the global minimum of equation (4),  $\mathbf{Z}_f$  must satisfy equation (2).*

*Proof.* We will prove this by contradiction. If

$$H(\mathbf{F}|\mathbf{Z}_f) > 0, \quad (23)$$

then we have

$$\begin{aligned} H(\mathbf{F}|\hat{\mathbf{S}}) &\geq H(\mathbf{F}|\mathbf{Z}_r, \mathbf{Z}_c, \mathbf{Z}_f) \\ &= H(\mathbf{C}|f_r(\mathbf{R}), f_c(\mathbf{C}), \mathbf{Z}_f) \\ &= H(\mathbf{C}|\mathbf{Z}_f) > 0, \end{aligned} \quad (24)$$

where the first line is similar to equation (16); the second line is given by  $\mathbf{R}$  and  $\mathbf{C}$  satisfying equation (2); the third is due to the independence assumption among the aspects. Equation (24) essentially means  $\hat{\mathbf{S}}$  cannot reconstruct  $\mathbf{F}$ , and thereby cannot reconstruct  $\mathbf{S}$ , which contradicts with the optimal loss being 0.

Moreover, if

$$H(\mathbf{Z}_f|\mathbf{F}) > 0, \quad (25)$$

then

$$H(\mathbf{F}|\mathbf{Z}_f) = H(\mathbf{Z}_f|\mathbf{F}) + H(\mathbf{F}) - H(\mathbf{Z}_f) \geq H(\mathbf{Z}_f|\mathbf{F}) > 0. \quad (26)$$

where the ' $\geq$ ' inequality is from equation (11). This will again lead to a contradiction.  $\square$

Theorem 1 can be implied by combining lemmas 1.3, 1.4 and 1.5.

## B. Additional Implementation Details

### B.1. Input Features

The input and output spectrograms are 80-dimensional mel-spectrograms computed using 64 ms frame length and 16 ms frame hop. For each speaker, the input pitch contour is first extracted using a pitch tracker (Yamamoto et al., 2019), and then normalized by its mean and four times its standard deviation. This operation roughly limits the pitch contour to be within the range of 0-1. After that, we quantize the range 0-1 into 256 bins and turn it into one-hot representations. Finally, we add another bin to represent unvoiced frames producing 257 one-hot encoded feature  $\mathbf{P}$ .

### B.2. Information Bottleneck Implementations

As discussed, SPEECHSPLIT adopts two methods to restrict the information flow. The first is random resampling, and the second is the constraints on the physical dimensions, which include the downsampling operations in frequency and time dimensions.

The random resampling is implemented as follows. First, the input signal is divided into segments, whose length is randomly uniformly drawn from 19 frames to 32 frames (Polyak & Wolf, 2019). Each segment is resampled using linear interpolation with a resampling factor randomly drawn from 0.5 (compression by half) to 1.5 (stretch). For each input utterance, the random sampling operations at the input layers of the content encoder and pitch encoder share the same random sampling factors. We find that by having the same random sampling factors, we can reduce the remaining rhythm information after the random sampling, and thus achieving better disentanglement.

We follow the downsampling implementation in AUTOVC. Suppose the downsampling factor is  $k$  and we use zero-based indexing of the frames. For the forward direction output of the bidirectional-LSTM,  $t = kn + k - 1$ ,  $n \in \{0, 1, 2 \dots\}$  are sampled; for the backward direction,  $t = kn$  are sampled. In this way, we can ensure the frames at both ends are covered by at least one forward code and one backward code.

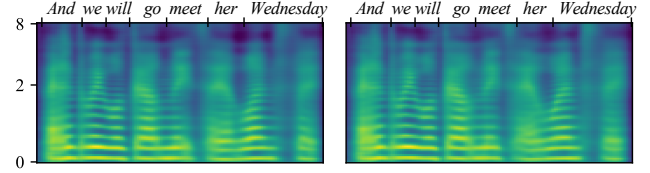


Figure 8. Reconstructed speech produced by AUTOVC with a random resampling module. The ground truth speech for the left column is in figure 6. The word boundaries and labels are copied from that of the ground truth.

### B.3. Converting Pitch

During training, the input speech to the content encoder and the input pitch contour to the pitch encoder are always aligned (due to the shared random sampling factors), *i.e.* they share the same (contaminated) rhythm information  $A(\mathbf{R})$ . During pitch conversion, however, such alignment no longer exists, because the pitch contour is replaced with that of another utterance. To restore the temporal alignment, before we perform the pitch conversion, we first perform a rhythm-only conversion to the new pitch contour, where the conversion target is the input speech to the content encoder.

The rhythm-only conversion on pitch contour is essentially the same as the rhythm-only conversion on speech, except that we need to use a mini SPEECHSPLIT variant that operates on pitch contour, not speech. Specifically, there are two major differences between the variant and the original SPEECHSPLIT. First, the variant comes with only two encoders, the rhythm encoder and the pitch encoder, whose inputs are spectrograms and the corresponding pitch contours. The content encoder is removed because there is no content information in pitch contour. Second, rather than reconstructing speech, the decoder reconstructs pitch contour, from the outputs of the encoders and speaker embedding. The output dimension of the decoder at each time is the one-hot encoding dimension of the pitch contour (257), and the cross-entropy loss is applied. The hyperparameter settings are the same as in the original SPEECHSPLIT. Following the same argument as in SPEECHSPLIT, it can be shown that this variant can disentangle the pitch and rhythm information of pitch contour, and thus can perform the rhythm-only conversion.

## C. Additional Experiment Results

### C.1. Does Random Resampling Remove All Rhythm?

In figure 1 and section 4.4, we assume that the random resampling only contaminates rhythm information, but does not completely remove it. To verify this assumption, we train single autoencoder for speech, where the encoder and decoder are the SPEECHSPLIT content encoder and decoder respectively. If randomly resampling only removes a por-



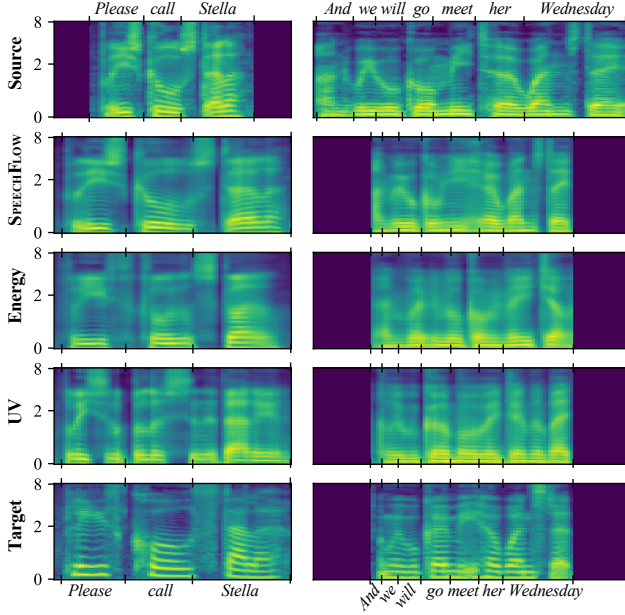


Figure 9. Rhythm-only conversion using the rhythm feature in SPEECHSPLIT (second row) compared with that using candidate rhythm features, including short-time energy (third row) and UV label (fourth row).

tion of the rhythm information, the output reconstruction can still roughly temporally aligned with the ground truth speech. Otherwise, the reconstruction will be completely misaligned.

Figure 8 shows two reconstruction results with different randomly drawn resampling factors, whose ground truth utterances are both the top-left panel of figure 6. To assist our judgment of the alignment, we directly copy the word boundaries and labels from the ground truth. As can be observed, the two reconstructions are very alike, even though their random resampling factors are different. Furthermore, both reconstructions can recover the ground truth speech decently, only with some minor blurring, which verifies that random resampling performs an *incomplete disentanglement* of rhythm. In other words, SPEECHSPLIT shows that we can build a complete disentanglement mechanism even if we only have a partial disentanglement technique.

## C.2. Do Rhythm Labels Exist?

In section 1, we have discussed that one motivation for designing SPEECHSPLIT is that rhythm labels are not directly available. If they were, the rhythm aspect could be disentangled in much simpler ways. In this section, we would like to explore if there exist any rhythm labels.

We have identified two promising candidate rhythm labels, short-time energy and unvoiced-voiced (UV) label. The

short-time energy is computed by taking the moving average of the squared waveform. The UV labels are derived from pitch contour, which equals one if the corresponding frame is voiced, and zero otherwise. Both candidates are informative of the syllable boundaries, and neither contains other information such as content and pitch. To test if these candidates are equally effective as the SPEECHSPLIT rhythm encoder, we train two variants of SPEECHSPLIT, one replacing the rhythm code with the short-time energy, and the other with the UV label. We then perform the rhythm-only conversion using SPEECHSPLIT and the two variants, by replacing the rhythm code/label with that of the target speech. If the candidates are effective, the corresponding rhythm-only conversions should be successful.

Figure 9 shows the rhythm-only conversion results on two utterances, ‘Please call Stella’ and ‘And we will go meet her Wednesday’, produced by these three algorithms. At first glance, all the conversion results are temporally aligned with the target speech, which seems to suggest that the rhythm aspect has been successfully converted. However, a close inspection into the formant structure of the candidate conversion results reveals that the content within each syllable is completely incorrect.

With the ‘fill in the blank’ perspective discussed in section 5.4, we can better understand why the candidate rhythm labels fail. Both candidates can accurately provide the temporal information of the syllable boundaries, and thus the blanks are correctly located in time. However, the candidates fail to provide the anchor information of what to fill in each blank, and that is why the conversion algorithms put the wrong content in the blanks. In summary, obtaining a rhythm label is a nontrivial task, because the rhythm label should contain some anchor information to associate each syllable with the correct content, while excluding excessive content to ensure content disentanglement. SPEECHSPLIT, with a triple information bottleneck design, manages to obtain such an effective rhythm code, which contributes to a successful rhythm conversion.

## C.3. Additional Conversion Spectrograms

In figure 10, we augment the spectrogram visualization results in section 5.2 (figure 3) with two additional utterances, ‘One showing mainly red and yellow’ and ‘Six spoons of fresh snow peas’, and with all the conversion types (not just the single-aspect conversions) displayed. Consistent with the results shown in section 5.2, these additional results show that SPEECHSPLIT can successfully convert the intended aspects to match those of the target speech, while keeping the remaining aspects matching the source speech. Remarkably, when all three aspects are converted, the converted speech becomes very similar to the target speech.

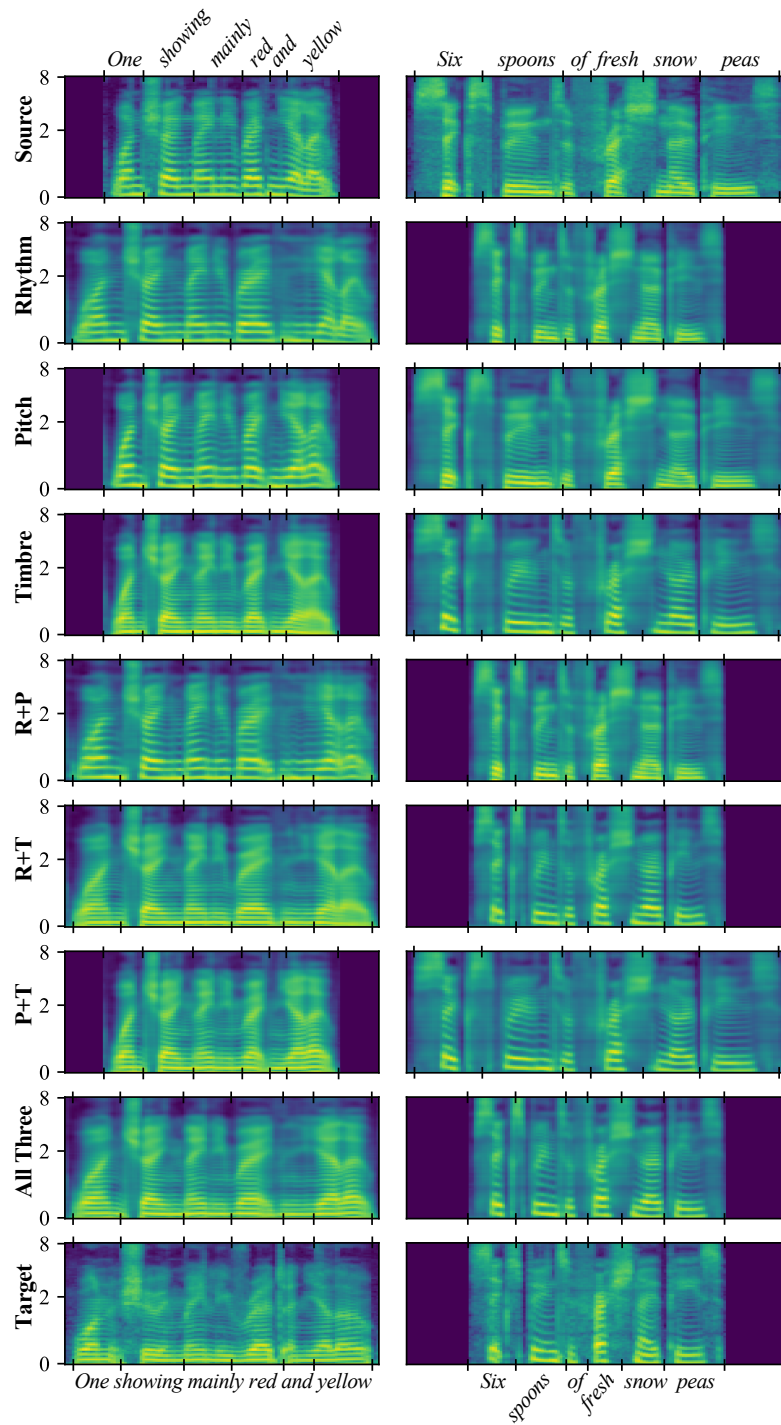


Figure 10. Spectrograms of aspect-specific conversion results on two utterances, ‘One showing mainly red and yellow’ (left) and ‘Six spoons of fresh snow peas’ (right). R+P denotes rhythm+pitch conversion; R+T denotes rhythm+timbre conversion; P+T denotes pitch+timbre conversion.