

# Age-of-Information with Information Source Diversity in an Energy Harvesting System

Elvina Gindullina<sup>†</sup>, Leonardo Badia<sup>†</sup> and Deniz Gündüz<sup>‡</sup>

<sup>†</sup> University of Padova, Dept. of Information Engineering, via Gradenigo 6B, 35131 Padova, Italy  
email: {elvina.gindullina, badia}@dei.unipd.it

<sup>‡</sup> Imperial College London, Dept. of Electrical and Electronic Engineering, London SW7 2AZ, U.K.  
email: d.gunduz@imperial.ac.uk .

## Abstract

Age of information (AoI) is one of the key performance metrics for Internet of things (IoT) systems. Timely status updates are essential for many IoT applications; however, they are subject to strict constraints related on the available energy and unreliability of underlying information sources. Hence, the scheduling of status updates must be carefully planned to preserve energy, but at the same time, it may happen that when a status update is needed, there is no reliable up-to-date information content to refresh. As a solution to overcome these unpredictabilities, one can employ multiple sources that track the same signal of interest, but with different energy costs and reliabilities, which we call *information source diversity*. We consider an energy-harvesting monitoring node equipped with a finite-size battery and collecting status updates from multiple heterogeneous information sources. We investigate the policies that minimize the average AoI, and evaluate the role of information source diversity on the system performance. To do so, we formulate the problem as a Markov decision process (MDP). The optimal policy represents the scheduling of actions, such as an update from one of the sources or remaining idle, based on the current energy level and the AoI at the monitoring node. We analyze the structure of the optimal solution for different cost/AoI distribution combinations, and compare the performance of the optimal policy with an aggressive strategy that transmits whenever possible.

## Index Terms

Age of information; energy harvesting; heterogeneous systems; Internet of Things; Markov decision process.

This work has received funding from the European Union’s Horizon 2020 research and innovation programme under the Marie Skłodowska-Curie grant agreement No. 675891 (SCAVENGE). D. Gündüz also received funding from the European Research Council (ERC) through project BEACON (grant No. 677854).

## I. INTRODUCTION

Internet of things (IoT) systems are increasingly being exploited for a variety of applications that encompass every aspect of our lives [1]. In many of these applications freshness of the monitored information can play an important role for the system performance. Age of information (AoI) is a key performance indicator in mission-critical and time-sensitive applications, including smart transportation, healthcare, remote surgery, robotics cooperation, public safety, industrial process automation, to count a few. AoI quantifies the freshness of knowledge about the status of the system being monitored [2], [3]. For instance, in autonomous driving, timely collection of traffic information and other indicators by sensors mounted on a vehicle is essential for the safety of all road users. Another important example is factory automation, where the real-time control of production parameters also requires timely delivery of status updates [4].

One limitation in providing a prompt delivery of status updates is the energy supply of the sensor. Since sensing devices are typically wireless, and often placed in remote areas, it would be impractical to power them through cables. If the device is powered only through batteries, it would be difficult to provide autonomic and timely operation, with significant downtime that hinders the provision of reliable and up-to-date information. In these situations, broad autonomy for reliable IoT systems would be possible by energy harvesting technologies combined with rechargeable batteries. This, however, would further require a smart sensing and communication strategy [5]. Indeed, the integration of energy harvesters is a “green” solution that reduces the maintenance cost of IoT and increases the energy self-sustainability, but comes at a price of not guaranteeing uninterrupted operation of the device, since energy-harvesting sources are erratic in their power supply. Therefore, sensing and communication by the device should be sparingly used, essentially requiring an operation policy that judiciously tells the device when to transmit.

In this work, we focus on an energy-harvesting monitoring node whose goal is to track the underlying process as closely as possible, i.e., with the minimum average AoI, within the constraints of stochastic energy arrivals from ambient sources of energy and a finite battery capacity. Additionally, we consider the role of multiple information sources that monitor the same underlying process of interest called *information source diversity*, where each source provides a different trade-off between the cost of sensing and the freshness of the provided status update. Hence, the policy governing the operation of the system does not simply make a binary choice between providing a new status update or not, but must also include the optimal choice of the specific information source to be used. To clarify, the policy might also choose to wait, instead of updating immediately in a myopic fashion, to accumulate energy so as to be able to use a better information source. We will clarify below what we mean below what we mean by an information source being "better" than another one.

In our analysis, we compare the optimal policy with a greedy "aggressive" update policy, highlighting the situations where optimization is really needed as opposed to the simple implementation of an "update whenever needed" strategy. We also quantify the additional gains in the minimal long-term average AoI due to multiple information sources, as well as how the quality of these sources affects the outcome. Finally, we compute the power expenditure of these policies, and discuss how the added dimensionality of the problem brings up the system performance.

#### A. Background

Several papers study the average AoI minimization with a single energy-harvesting source [6–18], whereas very few papers are focused on the average AoI with multiple information sources. In [19], [20], authors consider a system where independent sources send status updates through a shared first-come-first-serve M/M/1 queue to a monitor, and find the region of feasible average status ages for two and multiple sources. Similarly, in [21], a system

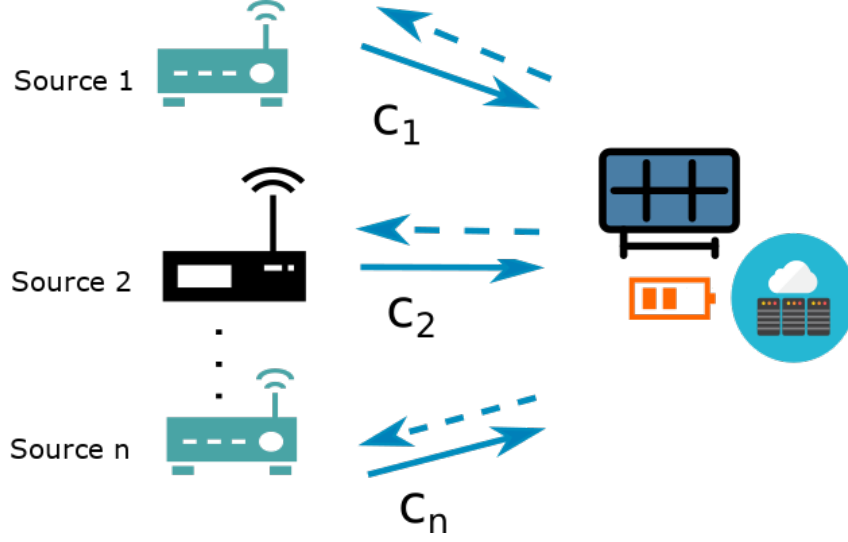


Fig. 1: System model consisting of  $n$  information sources.

with  $n$  sources is considered to provide status updates to multiple servers via a common queue. The authors formulate an AoI minimization problem and propose online scheduling policies. In [22], a single source node transmits status updates of two types to multiple receivers. The authors determine the optimal stopping thresholds to individually and jointly optimize the average age of two-type updates at the receiver nodes. In [23], a multi-objective formulation is proposed for scheduling transmissions in a system with multiple information sources that monitor different processes. The objective is to balance the AoI of these different processes. Similarly, in [24], the AoI minimization problem is also formulated for a system with multiple information sources that monitor different processes, and a monitoring node that communicates with the information sources through orthogonal channels. The authors propose the policy that converts the scheduling problem into a bipartite matching problem between the set of channels and the set of sensors.

### B. Our Contributions

In this work, we consider another type of multi-source system, where the status updates are generated upon request by an energy-harvesting *monitoring node* from multiple heterogeneous

information *sources* that monitor the same underlying process. Each source offers a different energy vs. age trade-off, resulting in information source diversity. We assume that sources provide status updates through various technologies with different quality (freshness and/or age distribution) and energy cost. As a result, the monitoring node optimizes the resulting AoI over time within a constrained energy budget, based on the assumptions on the parameters of the AoI distributions of the information sources. In our model, different sources may have available updates with different ages. This maybe because they sample the underlying process at different rates. A possible scenario for such a system is crowdsensing in which AoI can play an important role when choosing the source of updates. In a crowdsensing system, a monitor and many users are connected via the cloud [25]. The monitor sends the sensing task description to the group of users, and receives from them sensing plans, based on which the monitor performs user selection. In particular, we model the AoI received from each information source as a random variable with different distributions.

Thus, the first contribution of this paper is to analyze different sets of heterogeneous information sources, and study how the different combinations of cost and age distribution with the same average value affect the resulting average AoI. We compare the performance of optimal and aggressive policies, and find the threshold of the energy harvesting rate in which it is reasonable to apply the optimization approach. We evaluate the effect of increase of the average system cost on the performance as well. Finally, we assess if an increase in the size in the information source set affects the overall performance regarding the average AoI.

### *C. Organization of the Paper*

The rest of this paper is organized as follows. In Section II, the system model description, problem formulation and solution approaches are introduced. Numerical results are presented in Section III, providing a performance comparison between the proposed solution and the

aggressive policy. The paper is concluded in Section IV, where possible further developments are also outlined.

## II. SYSTEM MODEL AND PROBLEM FORMULATION

We focus on a communication system formed by a single energy-harvesting monitoring node and  $n$  heterogeneous information sources, all capable of measuring the current status of an underlying process of interest (see Fig. 1). The monitoring node can query any of these information sources to receive an update on the status of the underlying process. These information sources may, for example, model sensors with different technologies measuring the same process. Time is divided into slots of equal length, and we assume that the monitoring node can query from only one of the sources in each time slot. The received status update becomes available at the beginning of the next time slot. We highlight two important dynamics at the monitoring node: energy fluctuations and the AoI about the process of interest. The objective is to minimize the average AoI at the monitoring node, taking into account the time-varying energy budget.

### A. Energy fluctuations

We assume that the monitoring node is equipped with a rechargeable battery of finite capacity  $B$ , and can harvest energy from ambient sources. Fluctuations in the battery of the monitoring node are defined by two processes: harvested energy in each time slot and the energy consumption caused by the queries for a status update. Energy harvested over time is represented as an independent and identically distributed (i.i.d.) binary random process  $\{e(t)\}_{t=1}^{\infty}$ . At each time slot  $t$  the monitoring node receives  $e(t) \in \{0, \bar{e}\}$  energy units, such that  $P(e(t) = \bar{e}) = \lambda$ .

The energy cost of requesting a status update from source  $i$ ,  $i \in [n] \triangleq \{1, 2, \dots, n\}$ , is denoted by  $c_i$ . For the sake of simplicity, we will consider  $c_i \in \mathbb{Z}^+$  corresponding to integer

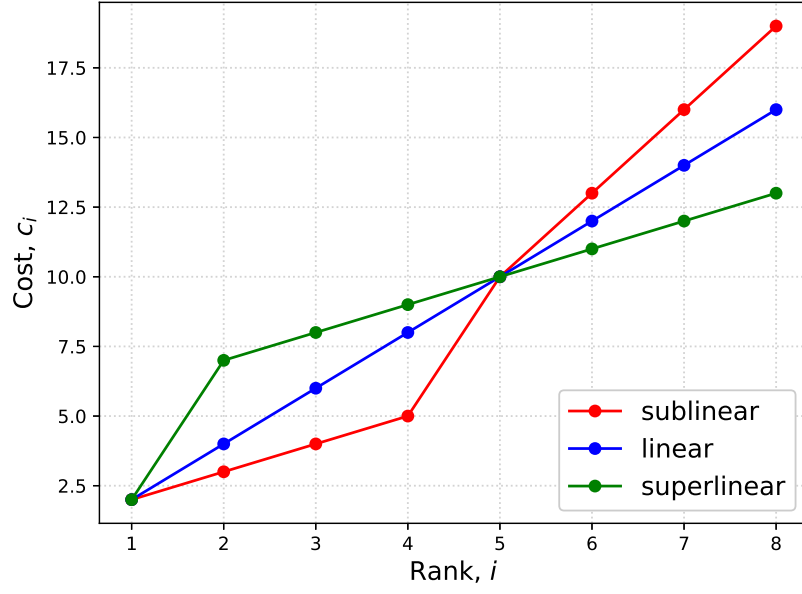


Fig. 2: Rank-cost dependencies.

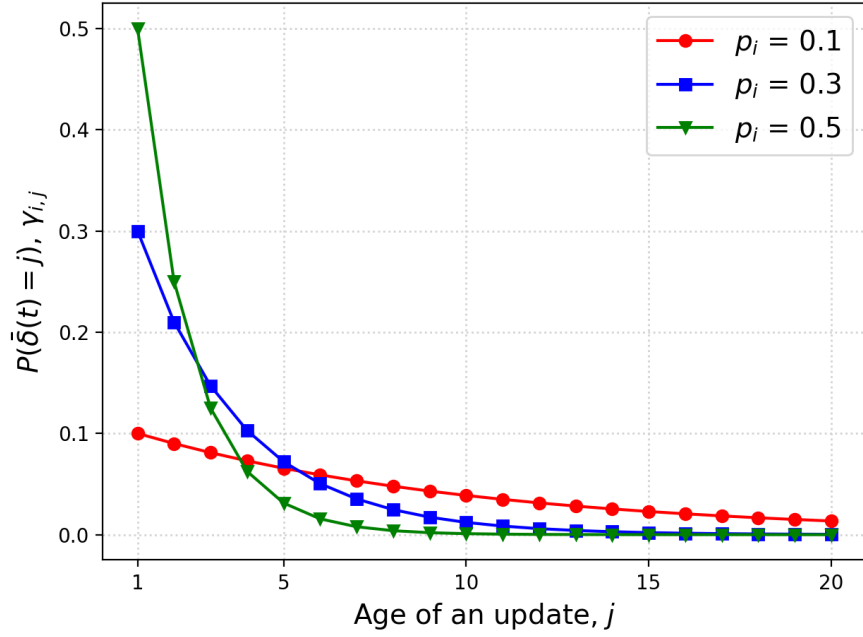


Fig. 3: Geometric distribution of status updates for different  $p_i$  parameters, where  $\bar{\delta}(t) \in [1, 20]$ .

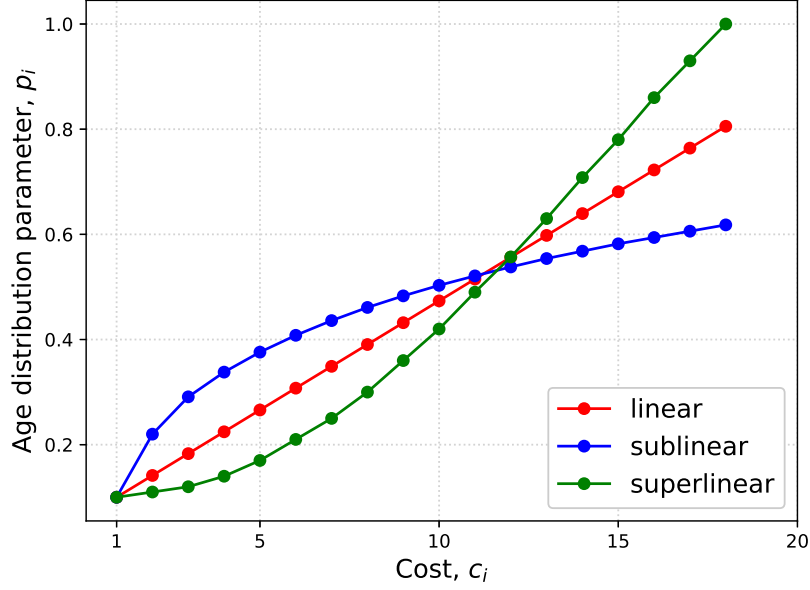


Fig. 4: Cost-age distribution dependency for the sublinear cost scenario.

multiples of a unit of energy that takes values between  $c_{min}$  and  $c_{max}$ . In order to analyze the effect of different cost combinations of the sources, we consider three cases, depicted in Fig. 2 with the same average value of cost: *superlinear*, *linear* and *sublinear*.

The aforementioned dependencies do not carry any special “physical meaning”, they are simply chosen in order to investigate the impact of cost values on the average AoI. Indeed, other functions can also be used, but all of our evaluations showed that the key element is the concavity of the cost curve. Thus, we decided to focus on these trends for the sake of simplicity and also for a better reproducibility of our results.

### B. Age of Information (AoI)

The AoI at time  $t$ , denoted by  $\delta(t)$ , refers to the age of the most recent status update available at the monitoring node at time  $t$ . If a more recent update is not received,  $\delta(t)$  is increased by 1 at each time slot. We assume that  $\delta(t) \in [\delta_{max}]$ , as any AoI beyond  $\delta_{max}$  has the same utility for the system, which conveniently reduces the dimensionality of the problem.

The status updates provided by the information sources are not necessarily *fresh*, i.e., with zero age. Due to various factors, such as the sensing technology or the processing of the measurements, we assume that the status updates may have different ages when they arrive at the monitoring node. We consider probabilistic AoI for the updates received from each information source; that is, we assume that the source nodes provide status updates with ages within the interval  $[\alpha, \beta]$  ( $\alpha < \beta$ ), where  $\alpha$  is the most *fresh* status update while  $\beta$  is the most *stale* one, typically with different distributions.

To model the different age distributions of the updates from different sources, we denote the probability of receiving a status update of age  $j$  from source  $i$ , where  $j \in [\alpha, \beta]$  and  $i \in [n]$  by  $\gamma_{i,j}$ . Although our system model is quite general, for numerical comparisons we assume that,  $\alpha = 1$  and for each  $i$ ,  $\gamma_{i,j}$  follows a geometric distribution with a different parameter  $p_i$ , as illustrated in Fig. 3. This model also allows us to parametrize the distributions with a single parameter. The geometric distribution provides the probability that the first success requires  $k$  independent trials, while each trial has success probability of  $p_i$ . Hence, the distribution of the age of the received status update, when the  $i$ -th information source is chosen, is given by:

$$\gamma_{i,j} = Pr(\bar{\delta}(t) = j) = (1 - p_i)^{j-1} p_i, \quad k = 1, 2, 3, \dots, \beta - 1 \quad (1)$$

Since we consider the same utility of packets with age higher than  $\delta_{max} = \beta$ , we limit the geometric distribution to this value of age, and assign  $\gamma_{i,\beta} = Pr(\bar{\delta}(t) = \beta) = 1 - \sum_{j=1}^{\beta-1} (1 - p_i)^{j-1} p_i$  for every  $i$ .

In general, it is reasonable to assume that the sources with a higher value of success probability to deliver a fresh status update have a higher energy cost. Otherwise, a source which is both more costly and provides more recent state updates would never be used, and can safely be removed from the system model. We consider the following general functional

choices to relate  $p_i \in [0, 1]$  with  $c_i$  (Fig. 4):

$$\text{Sublinear: } p_i = k_{sub} \cdot c_i^2, \quad (2)$$

$$\text{Linear: } p_i = k_{sub} \cdot c_i, \quad (3)$$

$$\text{Superlinear: } p_i = k_{sup} \cdot \log_2 c_i, \quad (4)$$

where  $k_{sub}$ ,  $k_{lin}$ , and  $k_{sup}$  are chosen such that the average system parameters of age distribution ( $p = \gamma_i$ ) is the same. Once again, we would like to emphasize that our model and solution tools apply to arbitrary cost and age distributions, and these choices are made just to be able to observe the impact of three possible dependencies on the performance. Based on our analysis, the choice of the specific function is less important compared to its characteristics in terms of concavity/convexity.

### C. Markov Decision Process (MDP) Formulation

We aim to determine the policy that minimizes the average AoI at the monitoring node. To achieve this, the monitoring node optimally chooses the action to take at each time slot. Possible actions include requesting an update from one of the information sources at the beginning of each time slot, or staying idle. This choice is made taking into account the battery level and the age of the most recent status update available at the monitoring node. This problem can be formulated as an MDP, consisting of a tuple  $\langle S, A, P, R \rangle$ , where:

- $S$  is the state space, in which the process evolution takes place;
- $A$  is the set of all possible actions, which control the state dynamics;
- $P$  denotes the state transition probability function;
- $R$  provides the reward function defined on state transitions.

The action taken by the monitoring node at time  $t$  is denoted by  $a(t)$ , which takes values from the finite action space  $A = \{a_0, a_1, a_2, \dots, a_n\}$ , where  $a_i$  corresponds to querying source  $i$  for a status update,  $i \in [n]$ , while  $a_0$  corresponds to remaining idle.

The system state is described by the pair of variables  $s(t) = (b(t), \delta(t))$ ,  $\delta(t) \in [\delta_{\max}]$  and  $b(t) \in [B] \triangleq \{0, 1, \dots, B\}$ . We denote by  $\bar{\delta}(t)$  the age of the status update received at time  $t$ . Note that  $\bar{\delta}(t)$  is a random variable depending on action  $a(t)$ . We set  $\bar{\delta}(t) = \delta_{\max}$  if  $a(t) = a_0$ . Moreover, if  $\bar{\delta}(t)$  happens to be larger than the age of the already available status information,  $\delta(t-1) + 1$ , the current value is kept and no update is performed. Therefore, the AoI is updated as:

$$\delta(t) = \min \{ \delta(t-1) + 1, \bar{\delta}(t), \delta_{\max} \}. \quad (5)$$

The energy level in the battery  $b(t)$  at time  $t$  evolves according to the cost of an action taken and the harvested energy within that time slot:

$$b(t) = \min \left\{ b(t-1) - \sum_{i=1}^n c_i \cdot \mathbb{1}(a(t) = a_i) + e(t), B \right\}, \quad (6)$$

where  $\mathbb{1}(x)$  is the indicator function:  $\mathbb{1}(x) = 1$  when  $x$  holds, and  $\mathbb{1}(x) = 0$  otherwise. Action  $a_i$  is not allowed if  $b(t) < c_i$ ,  $i \in [n]$ . Note that, we have a finite state space of dimension  $\delta_{\max} \cdot (B + 1)$ .

The transition probabilities for our problem are given below for  $a_i \in \{a_1, a_2, \dots, a_n\}$ , and  $\bar{\delta}(t) \in \{\alpha, \alpha + 1, \dots, \beta\}$ .

$$\left\{ \begin{array}{ll} P[s(t+1) = (\min\{b+\bar{e}-c_i, B\}, \min\{j, \delta+1, \delta_{\max}\}) \\ \quad |s(t) = (b, \delta), a(t) = a_i] = \lambda \gamma_{i,j} & \text{for } b \geq c_i, j \in [\alpha, \beta], \\ P[s(t+1) = (b-c_i, \min\{j, \delta+1, \delta_{\max}\})] \\ \quad |s(t) = (b, \delta), a(t) = a_i] = (1-\lambda) \gamma_{i,j} & \text{for } b \geq c_i, j \in [\alpha, \beta], \\ P[s(t+1) = (0, \delta_{\max}) | s(t), a(t) = a_i] = 1 & \text{for } b < c_i \end{array} \right. \quad (7)$$

When the node remains idle, i.e.,  $a(t) = a_0$ , the transition probabilities take the following form:

$$\left\{ \begin{array}{ll} P[s(t+1) = (b, \min\{\delta+1, \delta_{max}\}) \\ \quad |s(t) = (b, \delta), a(t) = a_0] = 1 - \lambda & b < B, \\ P[s(t+1) = (\min\{b + \bar{e}, B\}, \min\{\delta+1, \delta_{max}\}) \\ \quad |s(t) = (b, \delta), a(t) = a_0] = \lambda & b < B, \\ P[s(t+1) = (B, \min\{\delta+1, \delta_{max}\}) \\ \quad |s(t) = (B, \delta), a(t) = a_0] = 1 & b = B. \end{array} \right. \quad (8)$$

The reward received at time  $t$  depends on the action chosen and the age of the update received at the monitoring node:

$$R(s(t+1)|s(t), a(t) = a_i) = \delta(t+1). \quad (9)$$

The problem is framed as a first-order Markovian dynamics as the next state depends only on the current state  $s(t)$  and the current action  $a(t)$ :

$$P(s(t+1)|a(t), s(t), a(t-1), s(t-1), \dots, s(0)) = Pr(s(t+1)|a(t), s(t)). \quad (10)$$

The policy  $\pi$  defines an action  $a(t)$  at each time slot depending on the current state, and we let  $\delta_t^\pi$  denote the sequence of AoI caused by policy  $\pi$ . The infinite-horizon time-average AoI, when policy  $\pi$  is employed, starting from initial state  $s_0$ , is defined as [26]:

$$V^\pi(s_0) = \lim_{T \rightarrow \infty} \sup \frac{1}{T} \mathbb{E} \left[ \sum_{t=0}^T \delta^\pi(t) | s(0) = s_0 \right]. \quad (11)$$

A policy is *optimal* if it minimizes the infinite-horizon average AoI -  $V^\pi(s)$ :

$$V(s) = \min_{\pi} V^\pi(s). \quad (12)$$

To solve this optimization problem, we can use the offline dynamic programming approach. In the offline approach, we model the state transition function based on the prior knowledge of the age statistics of the updates received from different sources,  $\gamma_{i,j}$ , parameters of age distribution, and environmental characteristics,  $\lambda$ . The solution represents the map of actions

---

**Algorithm 1** Relative VI Algorithm

---

set  $v^0(s) = 0 \forall s \in S$

set  $n = 1, \epsilon > 0$

set  $V^0(s) = 0 \forall s \in S$

**repeat**

$n \leftarrow n + 1$

**for all**  $s \in S$  **do**

$$v^n(s) = \min_{a \in A} \sum_{s' \in S} P(s'|s, a) \left[ \delta(s'|s, a) + V^{n-1}(s') \right]$$

$$V^n(s) = v^n(s) - v^n(s_0)$$

    where  $s_0$  is a fixed state chosen arbitrarily

**end for**

**until**  $sp(V^n - V^{n-1}) > \epsilon$

**return**  $\arg \min V(s)$ 

---

to be chosen in different cost/AoI states. To derive the optimal solution we refer to the first-order optimization algorithm that is chosen in order to achieve reasonable computational complexity.

### III. PERFORMANCE EVALUATION

In this section, we analyze the performance of different policies in different settings, in particular, we consider the cost distribution of information sources, the age distribution of updates received from different sources, and the parameter of the energy harvesting process,  $\lambda$ .

To validate the optimal approach, we compare its performance with that of the aggressive policy. The optimal solution is obtained via the value iteration (VI) algorithm described in [27], which we also provide in Algorithm 1 for completeness. The optimal stationary deterministic policy obtained by Algorithm 1 specifies the decision rules that maps the current energy level and AoI to deterministic actions.

In Algorithm 1,  $sp(V^n - V^{n-1}) > \epsilon$  is a stopping criteria, where  $sp(V) \triangleq \max_{s \in S} V(s) - \min_{s \in S} V(s)$ . We run the relative VI algorithm until the stopping criterion holds. At that moment the policy  $\pi$  achieves an average-cost AoI that is within  $\epsilon \cdot 100\%$  of optimal.

The aggressive policy (Algorithm 2) requests a status update at each time slot from the most costly information source that its current battery state affords.

---

**Algorithm 2** Aggressive Policy

---

set  $b(0) = 0, \delta(0) = 0$

**for**  $t = 1 : T$  **do**

**for**  $i$  from  $n$  to  $1$  **do**

**if**  $b(t) \geq c_i$  **then**

$\triangleright$  check for the availability of energy for  
            updating from source  $i$

$b(t) = \min\{b(t-1) + e(t) - c_i, B\}$

            Generate  $\bar{\delta}(t) = \text{Geom}(\gamma_i)$  in  $(\alpha, \beta)$

$\triangleright p = \gamma_i$ : see Fig. 3

$\delta(t) = \min\{\delta(t-1) + 1, \bar{\delta}(t), \delta_{\max}\}$

**end if**

**end for**

**if**  $b(t) < \min(C \setminus \{c_0\})$  **then**

$b(t) = \min\{b(t-1) + e(t), B\}$

$\delta(t) = \delta(t-1) + 1$

**end if**

**end for**

---

#### A. Simulation parameters

Default system parameters common for all the simulations are presented in Table I. The efficiency of the optimal and aggressive policies is verified via simulation runs over  $T = 5000$  time slots, averaged over  $M = 1000$  simulations. To demonstrate the results we plot the AoI averaged over all times from  $t = 1$  to  $t = T$ .

TABLE I: Default system parameters

Parameters	Values
Battery capacity, $B$	20
AoI values of received updates, $[\alpha, \beta]$	$[1, 20]$
Amount of harvested energy per time slot, $\{0, \bar{e}\}$	$\{0, 3\}$
Number of sources, $n$	8
Cost range, $[c_{min}, c_{max}]$	$[1, 19]$
Maximum AoI, $\delta_{max}$	30

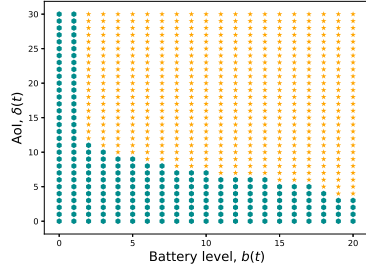
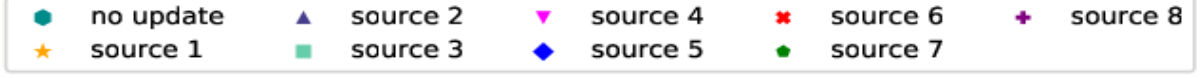
### B. Results

The optimal solutions for different values of energy harvesting rates and cost-age distribution combinations are presented in Figs. 5 and 6. Both figures show the 9 possible combinations of cost and age distribution each taking values denoted by superlinear, linear, sublinear as in (2) - (4), see also Figs. 2 and 4.

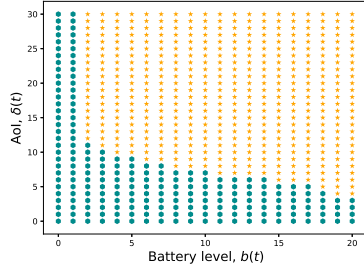
We set  $\lambda = 0.2$  in Fig. 5 and  $\lambda = 0.6$  in Fig. 6. Each of the 9 subfigures shows the optimal policy depending on the system state (battery level and AoI). In both cases  $n = 8$  sources are considered, so the optimal policy chooses among 9 possible actions including “no update” (i.e., remain idle).

Fig. 5 shows that when the energy harvesting rate is low, i.e.,  $\lambda = 0.2$ , the monitoring node requests a status update only from the cheapest sources, i.e., sources 1, 2. Notably, the result is similar for all the combinations of cost and age distribution. In particular, the *activity region*, i.e., the set of states in which the monitoring node is actively requesting updates, remain the same. The *activity region* requires that both the battery level and the AoI are sufficiently high to request an update.

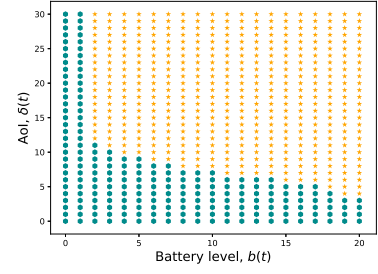
For low values of AoI, the monitoring node never requests a status update, since the information is still fresh. Also, for low values of the battery level a status update cannot



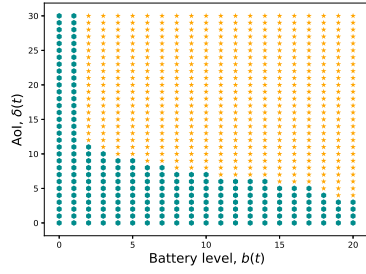
(a)  $C$ : superlinear;  $\gamma$ : superlinear



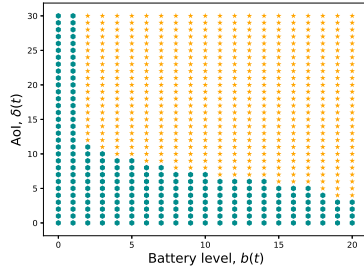
(b)  $C$ : superlinear;  $\gamma$ : linear



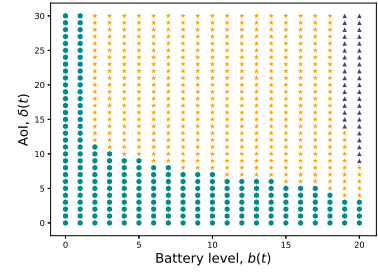
(c)  $C$ : superlinear;  $\gamma$ : sublinear



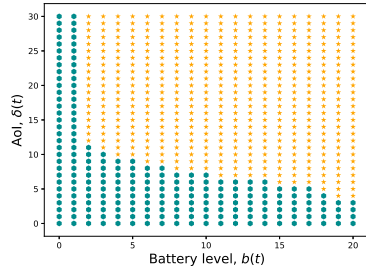
(d)  $C$ : linear;  $\gamma$ : superlinear



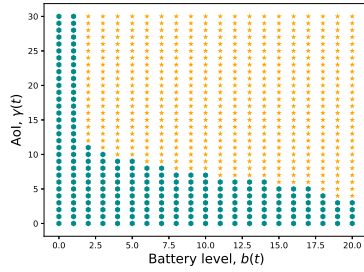
(e)  $C$ : linear;  $\gamma$ : linear



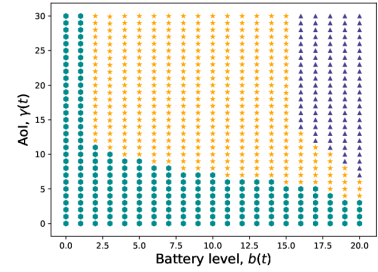
(f)  $C$ : linear;  $\gamma$ : sublinear



(g)  $C$ : sublinear;  $\gamma$ : superlinear



(h)  $C$ : sublinear;  $\gamma$ : linear



(i)  $C$ : sublinear;  $\gamma$ : sublinear

Fig. 5: Illustration of the optimal policy for different energy cost/ age distribution combinations for energy harvesting rate  $\lambda = 0.2$ .

be afforded. However, differently from the aggressive approach where the request of an update is always performed if there is enough energy in the battery, the optimal policy, in contrast, conserves energy if the AoI is low enough. This leads to an *energy saving region* for  $\delta(t) \in [0, \delta_u(b(t))]$ , where  $\delta_u(b(t))$  is a highest AoI value for which no update is requested. The value of  $\delta_u(b(t))$  depends on  $b(t)$  and decreases with it, because at high battery levels

the monitoring node can be more relaxed in status update requests. This trend applies for all cost-age distribution combinations in the same way. The only difference appears when the dependency of the parameters of the age distribution is sublinear, due to the fact that the more expensive source 2 is significantly more reliable, and therefore, worth using at higher energy levels. However, this also depends on the cost of source 2; if the cost dependence is also sublinear then source 2 is employed instead of source 1 for lower values of  $b(t)$ .

The common aspect of all the 9 subplots in Fig. 5 is that only cheap sources are used when the energy arrivals are scarce. In contrast, Fig. 6 shows more variations in the usage of different sources for  $\lambda = 0.6$ . Here, similarly to Fig. 5, the same 9 cases are considered and depicted in the respective subfigures. For  $\lambda = 0.6$ , multiple sources are used depending not only on the values of  $b(t)$  and  $\delta(t)$ , but also on the cost and age distribution combinations. Even though the *activity region* is approximately the same, it is split differently among multiple sources, and not necessarily only the cheapest ones. In particular, the baseline case where cost and dependency of age distribution parameters are both linear (Fig. 6(e)) demonstrates that a wide array of sources from 1 to 5 (i.e., the 5 cheapest ones) are used. The higher  $b(t)$  and/or  $\delta(t)$  is, the higher the index of the source used for the update is.

If we change the cost from superlinear to sublinear (Fig. 6(b), 6(e), 6(h)), we see that, within the *activity region*, source 1 is used more or less consistently in all the 3 cases, but the patterns of other sources change, with intermediate sources becoming more widely used if the cost is sublinear. This trend is generally true if we read the subfigures from top to bottom.

Conversely, if we change the dependency of age distribution parameters (Fig. 6(d), 6(e), 6(f)), we see that cheaper sources are used more, and their usage happens at lower battery levels, i.e., their region shifts towards left. This trend is also generally true if we read the subfigures from left to right.

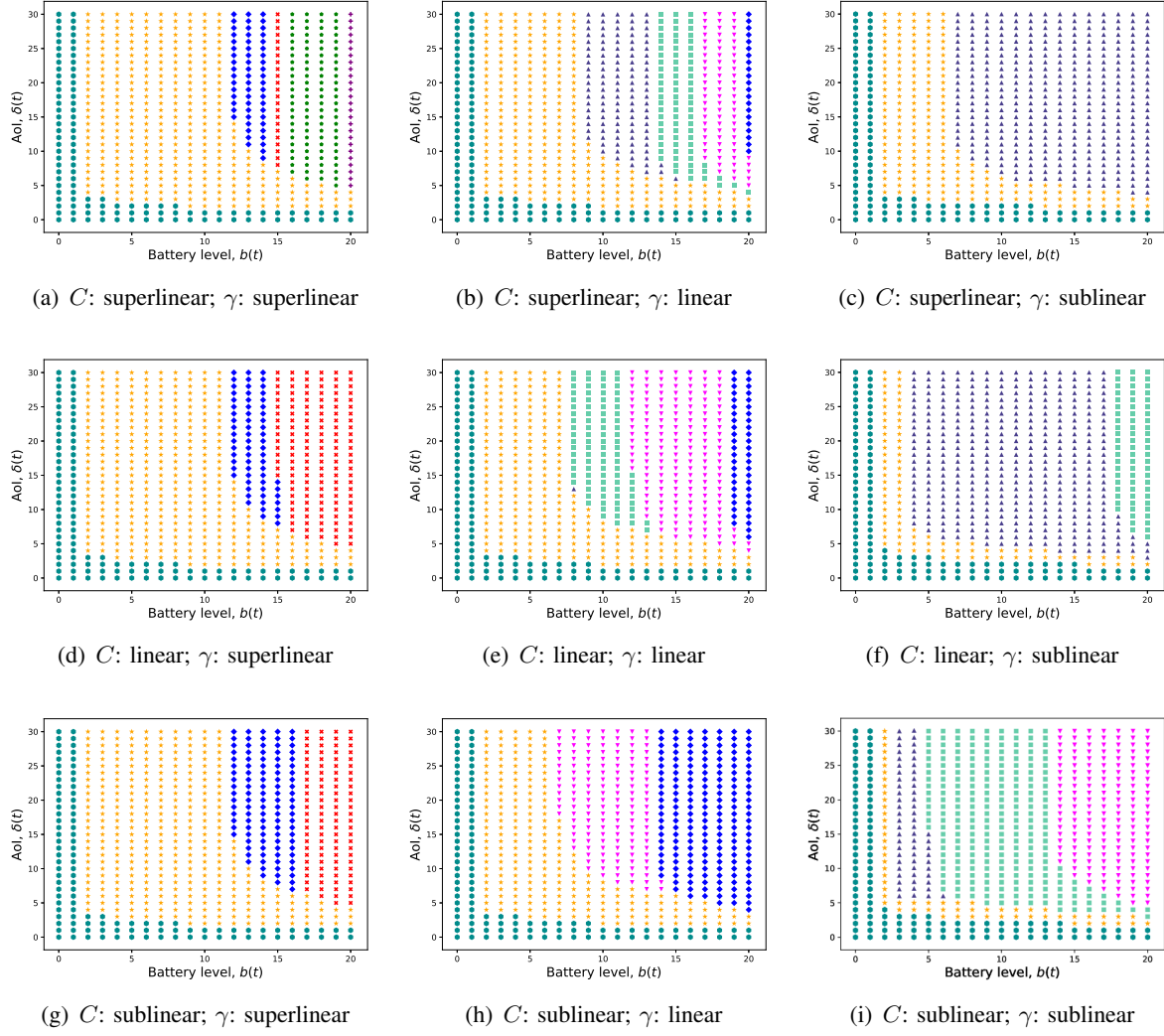
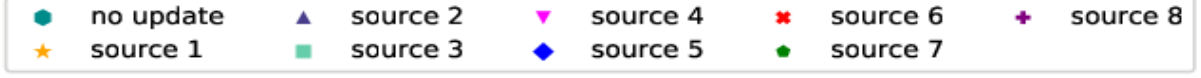


Fig. 6: Illustration of the optimal policy for different energy cost/ age distribution combinations for energy harvesting rate  $\lambda = 0.6$ .

To understand the impact of such an optimal policy and summarize all of these results, we compare it with the aggressive policy as a benchmark. Fig. 7 considers the AoI-aggressive-efficiency vs the energy harvesting rate  $\lambda$ , where the AoI-aggressive-efficiency is defined as the ratio between the average AoI obtained by the optimal strategy to the one obtained by the aggressive policy. For the sake of brevity, five cost and age distribution combinations

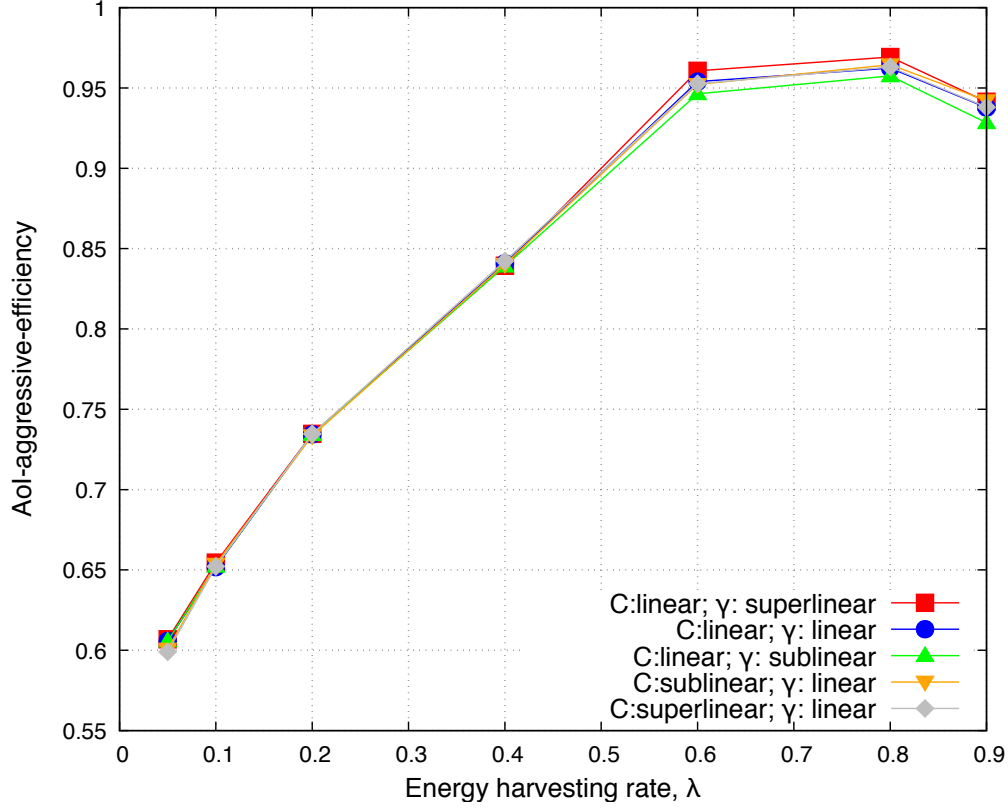


Fig. 7: Rate between the average AoI obtained by the optimal and aggressive policies as a function of the energy harvesting rate.

are considered. High (close to 1) AoI-aggressive-efficiency implies that the aggressive policy is quite efficient, and benefit of using the more computationally demanding VI framework is limited. Despite some differences in the structure of the optimal solution, the resulting AoI-aggressive-efficiency has similar values for all cost-age distribution combinations. The AoI-efficiency-rate increases with the energy harvesting rate, meaning that the difference in performance between optimal and aggressive policy vanishes at high  $\lambda$ . In particular, for  $\lambda > 0.5$  the AoI-aggressive-efficiency saturates above 0.90. We can conclude, that if the energy arrivals are relatively stable, the benefits of optimization is rather limited. On the other hand, for low values of  $\lambda$  the optimization of the update policy is much more relevant, which follows the intuition. Yet, when  $\lambda$  is very low, the role of multiple sources is minimal, and only the cheapest sources are used (see Fig. 5).

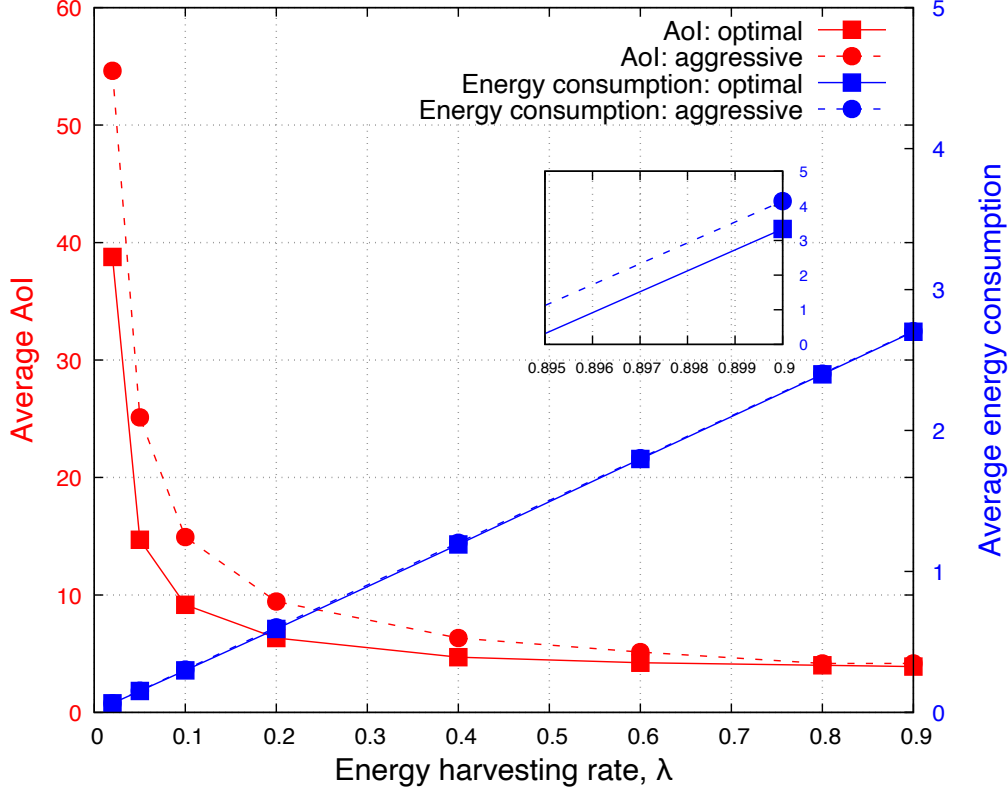


Fig. 8: Energy harvesting rate,  $\lambda$  vs average AoI and average energy consumption.

In Fig. 8, we plot the average AoI and the average energy consumption vs. the energy harvesting rate. As one would expect, the average energy consumption increases with  $\lambda$ , while the average AoI decreases. We observe that the two policies have almost identical energy consumption, for low  $\lambda$  values, although the optimal policy provides significantly lower average AoI performance. Also, the energy consumption of the aggressive policy saturates at high  $\lambda$  values, while that of the optimal policy continue to increase linearly.

We also analyzed the average AoI when the average update cost is 50% higher than the default case. To do so, we increased the cost of each source 1.5 times ( $1.5C$ ) and found the average AoI for the linear cost-age distribution case, as demonstrated in Fig. 9. With the increase of cost, the difference between the average AoI achieved by the optimal and aggressive policies reaches up to 15%, if  $\lambda$  is low. When  $\lambda$  is high, the performance difference

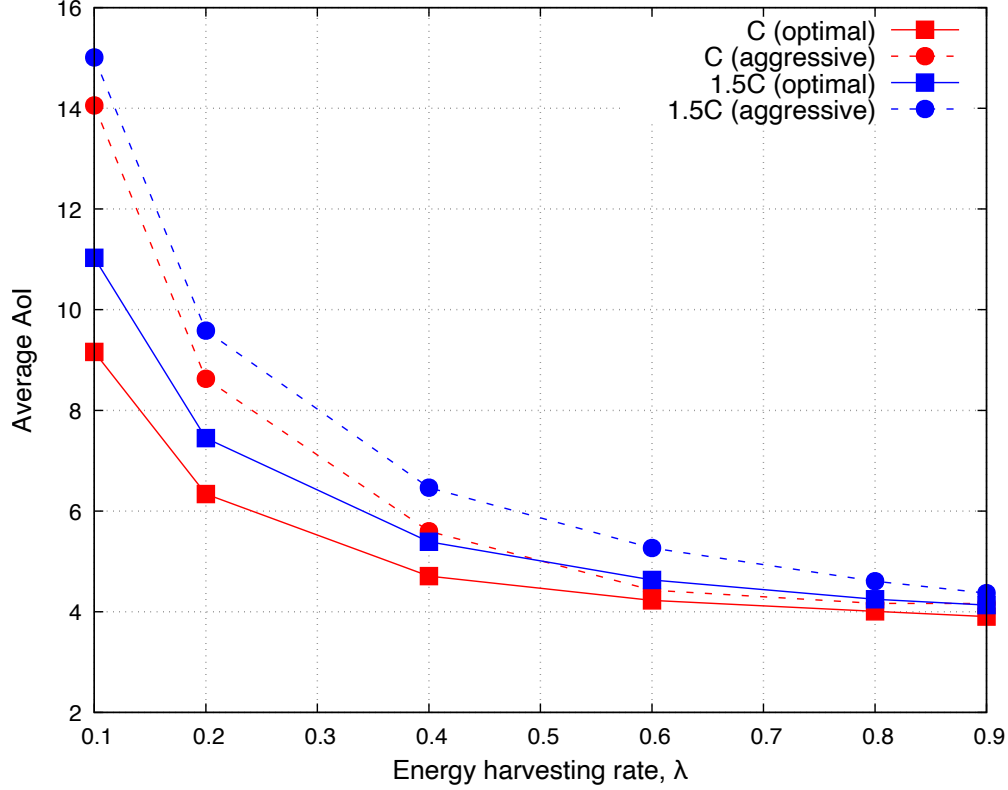


Fig. 9: Energy harvesting rate,  $\lambda$ , vs average AoI for linear cost-age distribution.

between  $C$  and  $1.5C$  is insignificant.

### C. Network size

Further, we analyze how the size of the system, i.e., the number of information sources,  $n$ , affects the performance for different values of energy harvesting rate,  $\lambda$ , and energy arrival units,  $\bar{e}$ . The analysis is performed for linear scaling of the costs of the devices, and a linear dependency between the cost and the number of the sources.

We decrease the space of actions (or network size) in the following manner: first, we form the vector of size  $n$  with costs  $[c_1, c_2, \dots, c_n]$ , and derive the average AoI for  $n$  information sources. Then, we reduce the network size by half at each step till we have only two information sources with cost vector  $[c_1, c_n]$ , thus we obtain the average AoI for  $n = 2, 4, 8, 16$ . For  $n = 12$ , we randomly removed four sources.

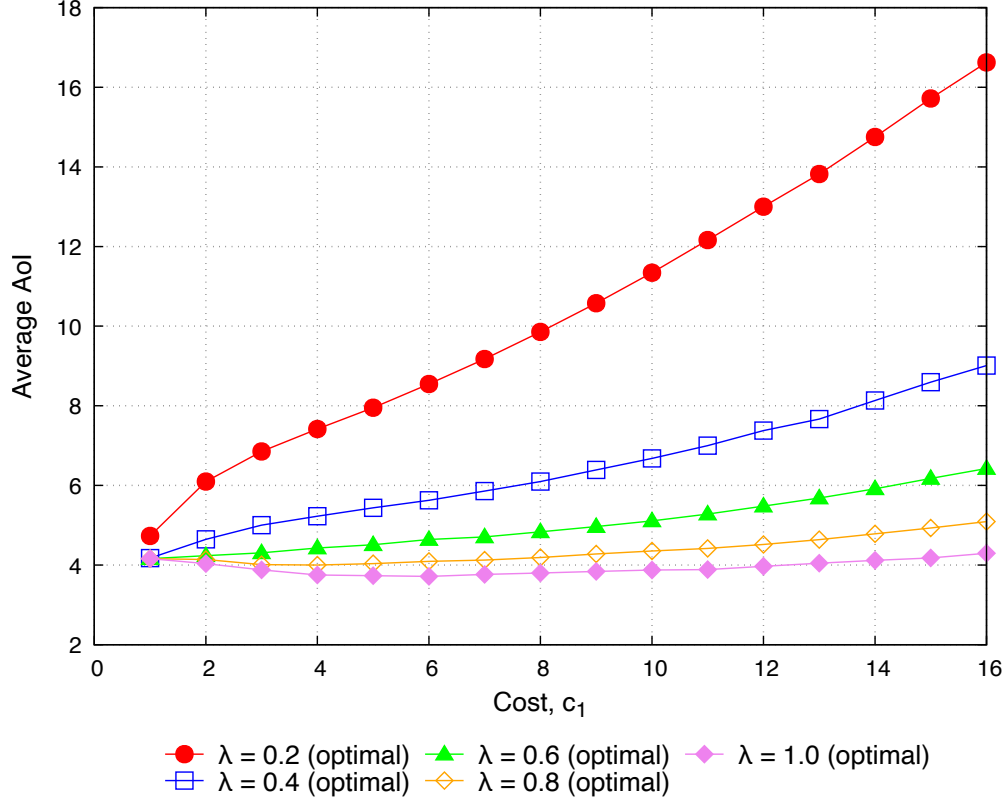


Fig. 10: Optimal average AoI vs. cost of an information source for different values of energy harvesting rates,  $\lambda$ .

Firstly, we consider a system without sources diversity, i.e., with a single information source; and demonstrate the dependency of optimal average AoI and cost of that source. With the increase in the cost, the optimal average AoI increases, despite the fact that with the increase of the cost, probability to receive a fresh status update increases. Moreover, in the greatest extent, an increase in cost affects the performance in case of low frequency energy arrivals (see Fig. 10). If the cost value is low, i.e.,  $c_1 = 1$ , the performance for different values of  $\lambda$  has minor variation. In particular, the performance is identical if  $\lambda$  is sufficiently high ( $\lambda \geq 0.4$ ). Although, when  $\lambda = 0.2$  the optimal solution has a larger energy saving area, and that is why we observe a larger gap in performance.

With the increase in the number of information sources, the optimal average AoI has a tendency to decrease, but the curves eventually saturate when the number of sources reaches

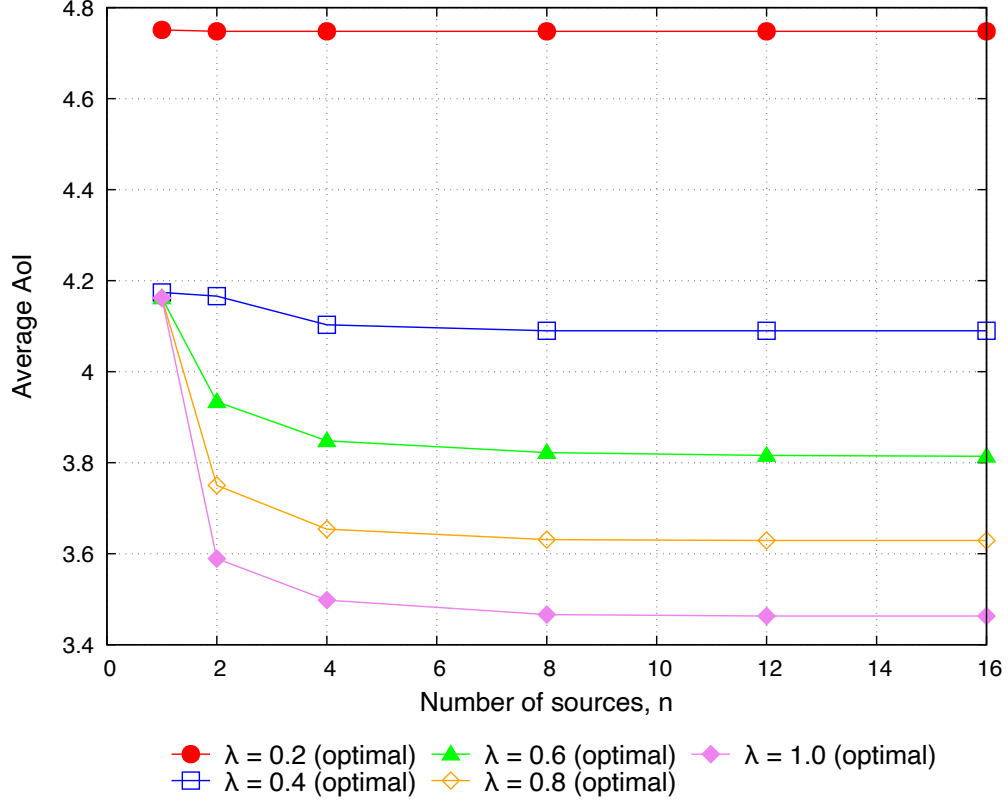


Fig. 11: Optimal average AoI vs. number of information sources for different values of energy harvesting rates,  $\lambda$ .

$n = 8$  (Fig. 11). The largest gain in performance is obtained when the system is of size  $n = 2$ . If the energy harvesting rate is low ( $\lambda = 0.2$  in Fig. 11), then the increase in the number of devices does not provide any gain for the system performance, but with an increase in the energy harvesting rate, the gain increases with the increase in the system size from  $n = 1$  to  $n = 2$  if  $\lambda \leq 0.6$ . If  $\lambda \geq 0.4$  the gain obtained by an increase of the system size from  $n = 1$  to  $n = 2$  and from  $n = 2$  to  $n = 4$  is similar. Although, in the performance comparison in case of  $n = 1$  we consider the best performing setting, i.e.,  $c_1 = 1$ ,  $p_1 = 0.1$ . If  $c_1 > 1$ ,  $p_1 > 0.1$ , the gain is much more significant when the system size is increased from  $n = 1$  to  $n = 2$ . A similar statement holds true when we vary the values of energy arrivals,  $\bar{e}$ . This is because, when the energy harvesting rate is low, the monitoring node almost exclusively uses the “cheaper” information sources, so introducing more expensive alternatives does not

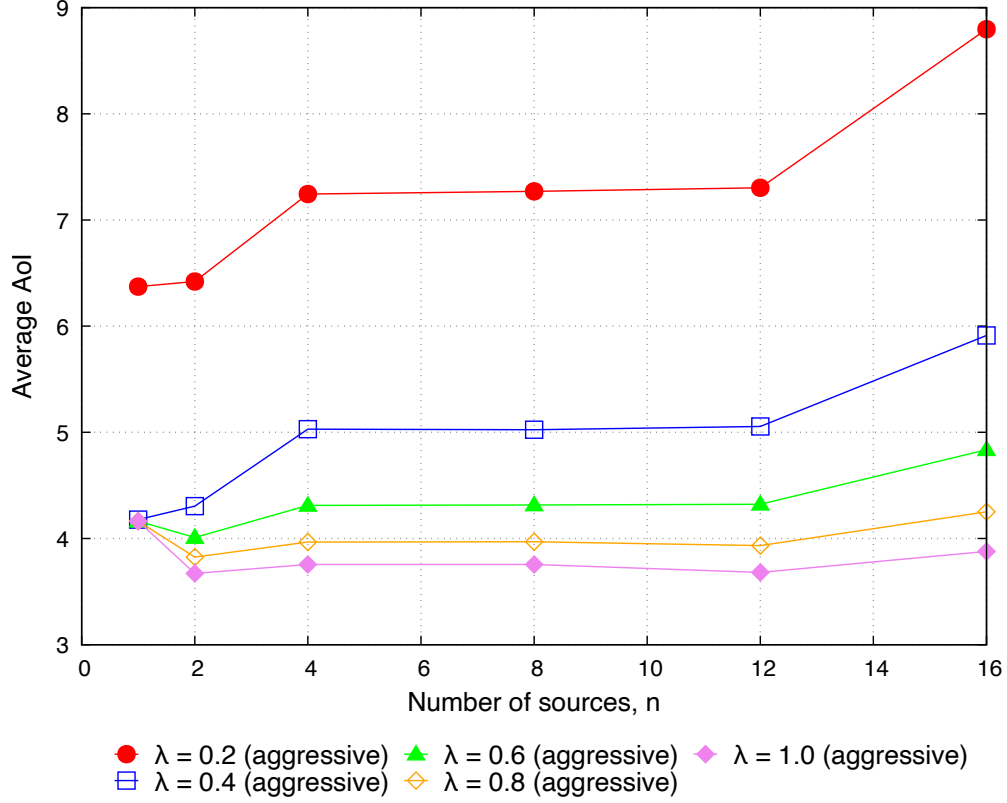


Fig. 12: Average AoI vs. number of information sources vs. if the monitoring node adopts aggressive strategy for different values of the energy harvesting rate,  $\lambda$ .

help.

If the monitoring node exploits the aggressive strategy, then we observe a counterintuitive behaviour: with an increase in the system size for  $n > 2$ , the performance worsens, or, in other words, the average AoI at the monitoring node increases. Moreover, the lower the energy harvesting rate, the higher the increase in the average AoI, or the more inefficient the aggressive policy becomes. We observe that the effect is particularly negative for low  $\lambda$  values. This is because the aggressive policy always goes for the most expensive information source it can afford. Introducing more expensive alternatives means that they will end up being used rather than the cheaper sources. This results in a poorer performance particularly for low  $\lambda$  values, when it is optimal to exploit only the cheapest sources. Although, when  $\lambda \geq 0.4$  introducing system diversity slightly improves the performance; actually, the best

performance is provided by  $c_1 = 8$  (see Fig. 10), therefore, when we shift from  $C = [1]$  to  $C = [16, 1]$  we achieve the “balance” and an improvement in the performance. However, with a further increase of the system size the “balance” shifts causing an increase in average AoI (see Fig. 12).

#### IV. CONCLUSIONS

In this work, we considered a system model with a single energy-harvesting monitoring node that can request status updates from multiple heterogeneous information sources that monitor the same process of interest. We assumed that the energy cost of requesting an update, as well as the statistics of the age of the received update varies across the information sources. In order to analyze the system, we considered different combinations of costs and age distributions that are described in detail in Subsections II-A and II-B.

We formulated the long-term average AoI minimization problem as a MDP, and obtained the optimal solution using the relative VI algorithm. We then studied the optimal solution for different energy harvesting rates and found out that the solutions are more sensitive to the age distribution rather than the costs of the status updates. We demonstrated that having just the cheapest sources is mostly sufficient if the energy harvesting rate is low. We have also considered an aggressive policy, which requests a status update from the most expensive source it can afford at each time slot, as a benchmark. We have observed that the aggressive policy is near optimal when the energy harvesting rate is high.

We also observed that increasing the number of information sources beyond a certain number does not help, particularly if the available sources already provide sufficient diversity in terms of the cost-average age trade-off within the available energy sources.

Future work will include studying reinforcement learning techniques that can learn which information source to use over time, without depending on the explicit information on the age distributions of the sources or the statistics of the energy harvesting process.

## REFERENCES

- [1] F. Javed, M. K. Afzal, M. Sharif, and B.-S. Kim, "Internet of things (iot) operating systems support, networking technologies, applications, and challenges: A comparative review," *IEEE Communications Surveys & Tutorials*, vol. 20, no. 3, pp. 2062–2100, 2018.
- [2] S. Kaul, R. Yates, and M. Gruteser, "Real-time status: How often should one update?" in *Proc. IEEE INFOCOM*, 2012, pp. 2731–2735.
- [3] S. Kaul, M. Gruteser, V. Rai, and J. Kenney, "Minimizing age of information in vehicular networks," in *IEEE conf. on Sensor, Mesh and Ad Hoc Communications and Networks (SECON)*, 2011, pp. 350–358.
- [4] Q. Zhang and F. H. Fitzek, "Mission critical iot communication in 5g," in *Future Access Enablers of Ubiquitous and Intelligent Infrastructures*. Springer, 2015, pp. 35–41.
- [5] D. Gunduz, K. Stamatiou, N. Michelusi, and M. Zorzi, "Designing intelligent energy harvesting communication systems," *IEEE communications magazine*, vol. 52, no. 1, pp. 210–216, 2014.
- [6] X. Wu, J. Yang, and J. Wu, "Optimal status update for age of information minimization with an energy harvesting source," *IEEE Transactions on Green Communications and Networking*, vol. 2, no. 1, pp. 193–204, 2017.
- [7] A. Arafa and S. Ulukus, "Age minimization in energy harvesting communications: Energy-controlled delays," in *2017 51st Asilomar Conference on Signals, Systems, and Computers*. IEEE, 2017, pp. 1801–1805.
- [8] A. Arafa, J. Yang, S. Ulukus, and H. V. Poor, "Age-minimal online policies for energy harvesting sensors with incremental battery recharges," *arXiv preprint arXiv:1802.02129*, 2018.
- [9] A. Arafa, J. Yang, and S. Ulukus, "Age-minimal online policies for energy harvesting sensors with random battery recharges," in *2018 IEEE International Conference on Communications (ICC)*. IEEE, 2018, pp. 1–6.
- [10] B. T. Bacinoglu, Y. Sun, E. Uysal, and V. Mutlu, "Optimal status updating with a finite-battery energy harvesting source," *arXiv preprint arXiv:1905.06679*, 2019.
- [11] M. Dabiri and M. J. Emadi, "Average age of information minimization in an energy harvesting wireless sensor node," in *2018 9th International Symposium on Telecommunications (IST)*. IEEE, 2018, pp. 123–126.
- [12] S. Feng and J. Yang, "Age of information minimization for an energy harvesting source with updating erasures: With and without feedback," *arXiv preprint arXiv:1808.05141*, 2018.
- [13] B. T. Bacinoglu, Y. Sun, E. Uysal-Bivikoglu, and V. Mutlu, "Achieving the age-energy tradeoff with a finite-battery energy harvesting source," in *2018 IEEE International Symposium on Information Theory (ISIT)*. IEEE, 2018, pp. 876–880.
- [14] S. Leng and A. Yener, "Age of information minimization for an energy harvesting cognitive radio," *IEEE Transactions on Cognitive Communications and Networking*, 2019.
- [15] S. Feng and J. Yang, "Minimizing age of information for an energy harvesting source with updating failures," in *2018 IEEE International Symposium on Information Theory (ISIT)*. IEEE, 2018, pp. 2431–2435.
- [16] S. Farazi, A. G. Klein, and D. R. Brown, "Average age of information for status update systems with an energy harvesting server," in *IEEE INFOCOM 2018-IEEE Conference on Computer Communications Workshops (INFOCOM WKSHPS)*. IEEE, 2018, pp. 112–117.
- [17] —, "Age of information in energy harvesting status update systems: When to preempt in service?" in *2018 IEEE International Symposium on Information Theory (ISIT)*. IEEE, 2018, pp. 2436–2440.
- [18] A. Arafa, J. Yang, S. Ulukus, and H. V. Poor, "Online timely status updates with erasures for energy harvesting sensors," in *2018 56th Annual Allerton Conference on Communication, Control, and Computing (Allerton)*. IEEE, 2018, pp. 966–972.

- [19] R. D. Yates and S. K. Kaul, "The age of information: Real-time status updating by multiple sources," *IEEE Transactions on Information Theory*, vol. 65, no. 3, pp. 1807–1827, 2018.
- [20] R. D. Yates and S. Kaul, "Real-time status updating: Multiple sources," in *2012 IEEE International Symposium on Information Theory Proceedings*. IEEE, 2012, pp. 2666–2670.
- [21] Y. Sun, E. Uysal-Biyikoglu, and S. Kompella, "Age-optimal updates of multiple information flows," in *IEEE INFOCOM 2018-IEEE Conference on Computer Communications Workshops (INFOCOM WKSHPS)*. IEEE, 2018, pp. 136–141.
- [22] B. Buyukates, A. Soysal, and S. Ulukus, "Age of information in multicast networks with multiple update streams," *arXiv preprint arXiv:1904.11481*, 2019.
- [23] N. Pappas, J. Gunnarsson, L. Kratz, M. Kountouris, and V. Angelakis, "Age of information of multiple sources with queue management," in *IEEE International Conference on Communications (ICC)*, 2015, pp. 5935–5940.
- [24] V. Tripathi and S. Moharir, "Age of information in multi-source systems," in *IEEE GLOBECOM*, 2017, pp. 1–6.
- [25] D. Yang, G. Xue, X. Fang, and J. Tang, "Incentive mechanisms for crowdsensing: Crowdsourcing with smartphones," *IEEE/ACM Transactions on Networking (TON)*, vol. 24, no. 3, pp. 1732–1744, 2016.
- [26] E. T. Ceran, D. Gündüz, and A. György, "Average age of information with hybrid ARQ under a resource constraint," *IEEE Transactions on Wireless Communications*, vol. 18, no. 3, pp. 1900–1913, 2019.
- [27] P. Ashok, K. Chatterjee, P. Daca, J. Křetínský, and T. Meggendorfer, "Value iteration for long-run average reward in Markov decision processes," in *International Conference on Computer Aided Verification*. Springer, 2017, pp. 201–221.