

# A Complete Characterization of Projectivity for Statistical Relational Models

Manfred Jaeger<sup>1\*</sup>, Oliver Schulte<sup>2</sup>

<sup>1</sup>Institute for Datalogi, Aalborg University, Aalborg, Denmark

<sup>2</sup>School of Computing Science, Simon Fraser University, Burnaby, Canada  
jaeger@cs.aau.dk, oschulte@cs.sfu.ca

## Abstract

A generative probabilistic model for relational data consists of a family of probability distributions for relational structures over domains of different sizes. In most existing statistical relational learning (SRL) frameworks, these models are not projective in the sense that the marginal of the distribution for size- $n$  structures on induced sub-structures of size  $k < n$  is equal to the given distribution for size- $k$  structures. Projectivity is very beneficial in that it directly enables lifted inference and statistically consistent learning from sub-sampled relational structures. In earlier work some simple fragments of SRL languages have been identified that represent projective models. However, no complete characterization of, and representation framework for projective models has been given. In this paper we fill this gap: exploiting representation theorems for infinite exchangeable arrays we introduce a class of directed graphical latent variable models that precisely correspond to the class of projective relational models. As a by-product we also obtain a characterization for when a given distribution over size- $k$  structures is the statistical frequency distribution of size- $k$  sub-structures in much larger size- $n$  structures. These results shed new light onto the old open problem of how to apply Halpern et al.’s “random worlds approach” for probabilistic inference to general relational signatures.

## 1 Introduction

Many types of generative models have been proposed for relational data in several fields, including machine learning and statistics. For i.i.d. data, a parametrized model defines a distribution over samples of a fixed size  $n$ , for every  $n$ . The analogue for generative relational models is a distribution  $Q^{(n)}$  over complex multi-relational graphs (“worlds” in logical terminology) of a fixed size  $n$ , for every  $n$ . Research in statistical theory and discrete mathematics on the one hand, and AI and machine learning on the other hand has focussed on somewhat different aspects of relational models: the former is

mostly concerned with internal model properties such as exchangeability, projectivity and behavior in the limit, whereas the latter is focussed on learning and inference tasks for one size  $n$  at a time.

It is well known that the dependence of  $Q^{(n)}$  on  $n$  in many popular statistical relational learning (SRL) frameworks exhibits sometimes counter-intuitive and hard to control behavior. Most types of SRL models are not projective in the sense that the distribution  $Q^{(n)}$  for  $n$  nodes be the marginal distribution derived from the  $Q^{n+1}$  distribution [Shalizi and Rinaldo, 2013; Jaeger and Schulte, 2018]. For exponential random graph and Markov logic network (MLN) models it has also been observed that the  $Q^{(n)}$  tend to become degenerate as  $n$  increases in the sense that the probability becomes concentrated on a few “extreme” structures [Rinaldo *et al.*, 2009; Chatterjee and Diaconis, 2013; Poole *et al.*, 2014]. Some authors have proposed to better control the behavior of MLNs by adjusting the model parameters as a function of  $n$  [Jain *et al.*, 2010]; however, no strong theoretical guarantees have yet been derived for such approaches.

In this paper we focus on projectivity as a very powerful condition to control the behavior of  $Q^{(n)}$ . In projective models, inferences about a fixed set of individuals are not sensitive to population size. This implies that inference trivially becomes *domain-lifted* [Broeck, 2011], convergence of query probabilities becomes trivial, and certain statistical guarantees for learning from sub-sampled relational structures can be obtained [Jaeger and Schulte, 2018]. These benefits come at a certain cost in terms of expressivity: projective models are necessarily “dense” in the sense that, e.g., the expected number of edges in a projective random graph model is quadratic in  $n$ . In spite of these limitations, there exist projective model types such as the stochastic block model and the infinite relational model [Xu *et al.*, 2006; Kemp *et al.*, 2006] that have been proven very useful in practice. It thus seems very relevant to fully exploit the capabilities of projective models by developing maximally expressive projective representation, learning and inference frameworks. In this paper we take an important step in this direction by deriving a complete characterization of projective models as a certain class of directed latent variable models.

While the characterization we obtain is completely general, we approach our problem from the perspective that knowledge about the distributions  $Q^{(n)}$  is given in the form of sta-

\*Contact Author

tistical frequencies of sub-structures of a small size  $k$ . For example,  $k$  could be the maximal number of variables in an MLN formula, in which case the sub-structure frequencies are a sufficient statistics for learning the MLN parameters. In a somewhat different setting,  $k$  can be the number of variables used in a Halpern/Bacchus-style statistical probability formula forming a statistical knowledge base [Halpern, 1990; Bacchus, 1990]. In all cases the question arises of how to generalize this knowledge to infer probabilities for specific instances (“beliefs”), either by statistical model estimation (as in most current SRL frameworks), or by inferring plausible beliefs based on invariance or maximum entropy principles, as in the random worlds approach of Bacchus et al. [1992], and more recently in [Kern-Isberner and Thimm, 2010] and [Kuzelka et al., 2018]. A fundamental question that then arises is whether the given sub-structure frequencies can actually be the marginal distribution of  $Q^{(n)}$  for large  $n$ . Results about the random worlds method need to be conditioned on the assumption that the statistical knowledge is “eventually consistent” [Halpern, 2017, Chapter 11]. Similar assumptions are made in [Kuzelka et al., 2018]. As a by-product of our characterization of projective models we obtain that the same characterization also describes the distributions that can be induced as marginals of arbitrary  $Q^{(n)}$ .

**Related Work** The importance of projectivity for graph modelling has been discussed previously [Shalizi and Rinaldo, 2013; Jaeger and Schulte, 2018]. Shalizi and Rinaldo [2013] give necessary and sufficient projectivity conditions for an exponential random graph model; they show that these are satisfied only in rare conditions. Jaeger and Schulte [2018] discuss a number of common SRL models, including MLNs and Relational Bayesian Networks, and show that they are projective only under restrictive conditions. Chatterjee and Diaconis [2013] discuss how estimation and inference in exponential random graph models depends on the sample size. Our results heavily depend on the theory of exchangeable multi-dimensional arrays [Hoover, 1979; Aldous, 1981; Kallenberg, 2006; Orbanz and Roy, 2014]. The question of realizability of a given frequency distribution as a relational marginal has also been raised by Kuzelka et al. [2018], who then focus on approximate realizability, rather than characterizations of exact realizability.

## 2 Background

### 2.1 Basic Definitions

We use the following basic notation. The set of integers  $\{1, \dots, n\}$  is denoted  $[n]$ . For any  $d \geq 1$ , we write  $[n]_{\neq}^d$  for the set of  $d$ -tuples containing  $d$  distinct elements from  $[n]$ . The subset of  $[n]_{\neq}^d$  containing tuples in which the elements appear in their natural order is denoted  $\langle n \rangle^d$ . (So  $\langle n \rangle^d$  corresponds to a standardized representation for the set of all  $d$ -element subsets of  $[n]$ .) Extending this notation to the infinite case, we can also write  $[\mathbb{N}]_{\neq}^d$  and  $\langle \mathbb{N} \rangle^d$ .

**Relations and Possible Worlds.** A relational *signature*  $S$  contains relations of varying arities. We refer to the maximal arity of relations contained in  $S$  as the *arity* of  $S$ , denoted

$\text{arity}(S)$ . A *possible world*  $\omega$  (for  $S$ ) specifies 1) a finite domain  $D = \{d_1, \dots, d_n\}$ , 2) for each  $m$ -ary relation from  $S$  an  $m$ -dimensional binary adjacency matrix. We refer to  $n$  as the *size* of  $\omega$ , and also call  $\omega$  an  $n$ -world. For most purposes, we can assume that  $D = [n]$ , or at least  $D \subset \mathbb{N}$ . However, even if we make this assumption for convenience of presentation, we do not generally assume that the integer label of a randomly observed domain element can also be observed. We denote by  $\Omega^{(n)}$  the set of all possible worlds for a given signature  $S$  with domain  $[n]$ . The relevant signature is usually implicit from the context, and not made explicit in the notation. Finally,  $\Omega := \bigcup_n \Omega^{(n)}$ .

**Relational Substructures.** We also require notation to refer to different types of sub-structures of a possible  $n$ -world  $\omega$ . For a subset  $I \subset [n]$  of size  $|I| = m < n$  we denote with  $\omega \downarrow I$  the  $m$ -world induced by  $I$ , i.e., the possible world with domain  $I$ , and the relations of  $\omega$  restricted to arguments from  $I$ . For a tuple  $i \in [n]_{\neq}^m$  we denote with  $\omega \downarrow i$  the world over the domain  $[m]$  obtained by relabeling the domain elements in the sub-world induced by the set  $i$  as  $i_h \mapsto h$  (cf. Figure 1, top row). A little less conventional is the following concept, that will become important for our main theorem: for  $i = 1, \dots, \text{arity}(S)$  we define  $D_i(\omega)$  as the *arity- $i$  data of  $\omega$* . Informally speaking,  $D_i(\omega)$  collects all the information from all adjacency arrays of  $\omega$  that refers to exactly  $i$  distinct elements. For example (cf. Figure 1),  $D_1(\omega)$  contains the data (adjacency arrays) of all unary relations of  $S$ , but also the information contained on the diagonal of a two-dimensional adjacency array for a binary (edge) relation, i.e., the information about self-loops of that relation. A possible world can then also be described by the tuple  $(D_m)_{m=1, \dots, \text{arity}(S)}$ . Furthermore,  $D_m(\omega)$  can be decomposed into the factors  $D_m(\omega \downarrow i)$ , where  $i$  ranges over  $\langle n \rangle^m$ . We denote as  $\mathcal{T}_m$  the space of possible values of  $D_m(\omega \downarrow i)$  ( $|i| = m$ ). A possible world  $\omega \in \Omega^{(n)}$  then also is given by an assignment of a value in  $\mathcal{T}_m$  for all  $i \in \langle n \rangle^m$  ( $m = 1, \dots, \text{arity}(S)$ ).

### 3 Worldlet Frequency Distributions

Many graph analysis methods examine frequent characteristic subgraphs to provide information about a larger graph. We can think of a subgraph as a template that can be instantiated multiple times in a large graph. For example, in a social network we can count the number of friendship triangles among women. Depending on the framework, such templates go by different names (e.g., graphlets, motifs, frequency subgraphs) and are represented using different syntax (e.g., SQL queries, first-order logic, semantic relationships). We observe that subgraph templates can be represented in a general syntax-independent way as the collection of fully specified graphs  $\Omega^{(k)}$  of a fixed size  $k$ , where we think of  $k$  as a small number (typically in the range  $k = 2, \dots, 5$ ). When seen as a subgraph pattern, we refer to a world  $\omega \in \Omega^{(k)}$  as a **worldlet**. We assume that for every worldlet, the frequency of its occurrence in a larger world is available, through learning or expert elicitation (cf. [Bacchus, 1990]). As a notational convention, we use  $k$  and  $n$  to denote domain sizes of (small) worldlets and large “real” worlds, respectively. This convention only

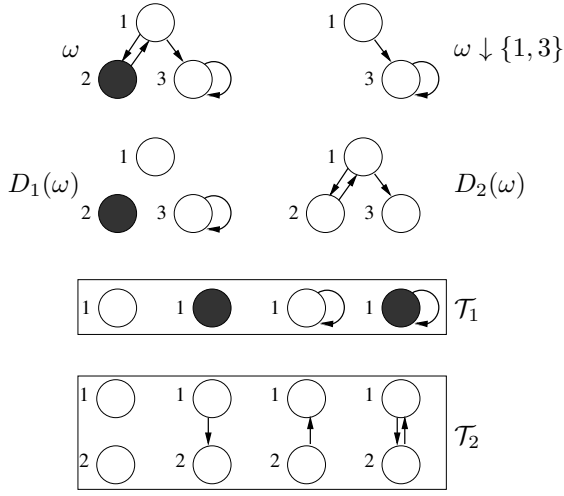


Figure 1: Top left: world  $\omega$  with one unary relation (black/white) and one binary (edge) relation; top middle/right: sub-worlds induced by  $I = \{1, 3\}$  and  $i = (3, 1)$ ; second row: unary and binary data parts; bottom: spaces  $\mathcal{T}_1, \mathcal{T}_2$  for the given signature.

is intended to support intuitions, and does not have any strict mathematical implications.

**Statistical Frequency Distributions** The intuitive idea of observing random worlds by sampling subsets of larger domains can be formalized in slightly different ways, e.g. by assuming sampling with or without replacement, or by interpreting the observation as a unique world, or only an isomorphism class [Diaconis and Janson, 2007; Kuzelka *et al.*, 2018]. In many aspects alternative sampling models become essentially equivalent as  $n \rightarrow \infty$  [Diaconis and Janson, 2007]. We here adopt a sampling model in which an ordered sample is drawn without replacement. Thus, a sample from a world  $\omega \in \Omega^{(n)}$  is given by one of the  $n!/(n-k)!$  tuples  $i \in [n]^k_{\neq}$ , and the observed worldlet then is  $\omega \downarrow i$ . Note that this sampling method does not rely on observing the original labels of elements drawn from  $\omega$  to obtain the labeling of elements in the sampled worldlet, and therefore also makes sense when the elements of  $\omega$  can not be assumed to have (observable) integer labels. The frequency distribution obtained through this sampling method is denoted  $P^{(k)}(\cdot|\omega)$ .

**Example 3.1** Let  $S = \{e\}$  consist of a single binary relation. Let  $\omega \in \Omega^{(n)}$  be a “star” with center 1, i.e.,  $e$  consists of the edges  $\{1 \rightarrow l : l = 2, \dots, n\}$ . The probability that a random draw of 2 elements contains the node 1 then is  $1 - (n-2)/n$ , with equal probability that the 1 is the first or second drawn element. The three worldlets  $1 \bullet \bullet 2$ ,  $1 \bullet \rightarrow 2$  and  $1 \leftarrow \bullet 2$  then have probabilities  $(n-2)/n, 0.5(1 - (n-2)/n), 0.5(1 - (n-2)/n)$  (in this order) under  $P^{(k)}(\cdot|\omega)$ .

Every world  $\omega$  defines a frequency distributions  $P^{(k)}(\cdot|\omega)$ . If first a random  $\omega$  is selected, we obtain a two-step sampling procedure that was first described in a more general context by Fenstad [1967].

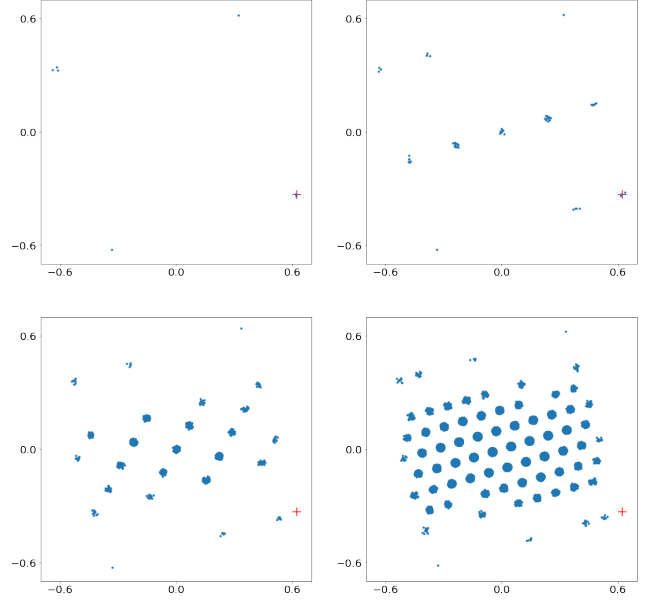


Figure 2: Illustration of  $\Delta_n^{(k)}$  for  $k = 3$  and  $n = 3, 4, 5, 6$ . Cf. examples 3.2 and 4.5

**Fenstad Sampling** Given a possible world distribution  $Q^{(n)}$ , we define the **expected statistical frequency** distribution  $P^{(k)} \circ Q^{(n)}$  as follows:

$$(P^{(k)} \circ Q^{(n)})(\omega') := \sum_{\omega \in \Omega^{(n)}} Q^{(n)}(\omega) P^{(k)}(\omega' | \omega). \quad (1)$$

We denote with  $\Delta_n^{(k)}$  the set of distributions on  $\Omega^{(k)}$  that have a representation of the form (1). If  $k < l < n$ , then  $P^{(k)} \circ (P^{(l)} \circ Q^{(n)}) = P^{(k)} \circ Q^{(n)}$ , and hence  $\Delta_n^{(k)} \subseteq \Delta_l^{(k)}$ .

**Example 3.2** In this example and some of the following, we take  $S$  to contain a single undirected edge relation  $e$ . In order to comply with our general definitions, which are based on directed relations, we consider an undirected edge  $i \bullet - j$  to be a shorthand for the conjunction  $i \bullet \rightarrow j$  and  $i \bullet \leftarrow j$ , and we assume that all worlds with uni-directional edges ( $i \bullet \rightarrow j$  but not  $i \bullet \leftarrow j$ ) or self-loops ( $i \bullet \rightarrow i$ ) have probability zero. Disregarding these probability zero worlds,  $\Omega^{(3)}$  then contains 8 possible worlds belonging to 4 different isomorphism classes. The top row of Table 1 depicts these isomorphism classes, together with the count of worlds in each class.

Figure 2 shows for  $n = 3, 4, 5, 6$  the worldlet frequency distributions  $P^{(k)}(\cdot|\omega)$  defined by the worlds  $\omega \in \Omega^{(n)}$ . Each (blue) dot is the distribution defined by one world after projecting its 8-dimensional probability vector into 2-dimensional space. Some jitter is applied to exhibit the multiplicities of  $n$ -worlds defining the same distribution on worldlets of size 3. The sets  $\Delta_n^{(k)}$  are the convex hulls of these points. The distribution marked by the (red) + belongs to  $\Delta_n^{(k)}$  for  $n = 3, 4$ , but not for  $n = 5, 6$ .





 ( $\times 1$ )	 ( $\times 3$ )	 ( $\times 3$ )	 ( $\times 1$ )	Name
1	0	0	0	$1_{E_3}$
0	0	0	1	$1_{K_3}$
0	1/3	0	0	+
1/4	0	1/4	0	bipart

Table 1: Some example worldlet distributions

## 4 Relational Models and Distribution Families

We refer to a set of distributions  $Q^{(n)}$  on  $\Omega^{(n)}$  ( $n \in \mathbb{N}$ ) as a **family of distributions**, or family for short. As our goal is to examine properties of relational models that are independent of a particular model syntax, we use a family of distributions as a semantic view of a parametrized model.

### 4.1 Properties of Distribution Families

The two key properties of families in our study are exchangeability and projectivity.

**Definition 4.1** A probability distribution  $Q^{(n)}$  on  $\Omega^{(n)}$  is *exchangeable*, if  $Q^{(n)}(\omega) = Q^{(n)}(\omega')$  whenever  $\omega$  and  $\omega'$  are isomorphic. A family is exchangeable, if every member of the family is exchangeable.

**Example 4.2** A statistical frequency distribution defined by the sampling method  $P^{(k)}(\cdot | \omega)$  always is exchangeable. As a special case, if  $\omega \in \Omega^{(n)}$ , then  $P^{(n)}(\cdot | \omega)$  samples a random permutation of  $\omega$ , i.e., is the uniform distribution on the isomorphism class of  $\omega$ . It follows that distributions defined by Fenstad sampling (1) also are exchangeable, regardless of  $Q^{(n)}$ .

We now come to the concept that is central to our investigation:

**Definition 4.3** An exchangeable family  $(Q^{(n)})_{n \in \mathbb{N}}$  is *projective*, if for all  $m < n$ :  $Q^{(n)} \downarrow [m] = Q^{(m)}$ .

Note that in contrast to more general notions of projectivity found in the theory of stochastic processes, we here define projectivity only for exchangeable families. Exchangeability implies that the marginal distribution  $Q^{(n)} \downarrow I$  is the same for all subsets  $I$  of size  $m$ , and therefore we only need to consider the marginal  $Q^{(n)} \downarrow [m]$  as a prototype.

We approach the question of how to characterize and represent projective families through the more specific question of whether a given distribution  $Q^{(k)}$  can be embedded in a projective family. The following definition provides the necessary terminology.

**Definition 4.4** Let  $Q^{(k)}$  be an exchangeable distribution on  $\Omega^{(k)}$ .  $Q^{(k)}$  is called

- *n*-*extendable*, if  $Q^{(k)} \in \Delta_n^{(k)}$ ; any  $Q^{(n)}$  that induces  $Q^{(k)}$  via (1) is called an *extension* of  $Q^{(k)}$ .
- *extendable*, if it is *n*-extendable for all  $n > k$ ;
- *projective extendable* if there exists a projective family  $(Q^{(n)})_n$  of extensions of  $Q^{(k)}$ .

**Example 4.5** The rows in Table 1 specify several exchangeable distributions on  $\Omega^{(3)}$  (in the undirected graph setting, as described in Example 3.2). The numbers in the table specify the probabilities of each world in a given isomorphism class, not the total probability of the isomorphism class. The first two are the point masses on the empty graph (denoted  $E_3$ ) and complete graph ( $K_3$ ), respectively. If  $1_{E_n}$  denotes the point mass on the empty graph of size  $n$ , then  $(1_{E_n})_n$  is a projective family. Similarly for the family  $(1_{K_n})_n$ , and the family of mixtures  $(0.5 \cdot 1_{E_n} + 0.5 \cdot 1_{K_n})_n$ .

The row labeled + is the distribution marked by the (red) + mark in the plots of Figure 2. If  $\omega \in \Omega^{(4)}$  is the graph that contains the two edges (1, 2) and (3, 4), then this distribution is equal to  $P^{(3)}(\cdot | \omega)$ . Thus, it is 4-extendable. Now consider  $n > 4$ : every undirected graph  $\omega \in \Omega^{(n)}$  with at most  $\lfloor n/2 \rfloor$  edges contains triplets of nodes that are unconnected, so that  $P^{(3)}(E_3 | \omega) > 0$ . If  $\omega \in \Omega^{(n)}$  contains at least  $\lfloor n/2 \rfloor + 1$  edges, then it must contain nodes with two or more incident edges, so that the sum of the sampling probabilities for the worldlets in the two rightmost columns of Table 1 must be  $> 0$ . Thus, for no world  $\omega$  is  $P^{(3)}(\cdot | \omega)$  concentrated on the worldlets in the equivalence class  $\bullet - \bullet$ , and hence this can also not be the case in any mixture of frequency distributions. This also is visible in Figure 2 as for  $n = 5, 6$  the distribution '+' it is outside the convex hull of the worldlet frequency distributions.

The last row in the table describes the distribution that in the limit for  $n \rightarrow \infty$  is the worldlet frequency distribution defined by complete, balanced bipartite graphs, i.e., graphs whose edge set is equal to  $\{(i, j) : 1 \leq i \leq \lfloor n/2 \rfloor; \lfloor n/2 \rfloor + 1 \leq j \leq n\}$ . It will follow from our main theorem that this distribution is projective extendable.

### 4.2 Domain Sampling Distributions

Extendable distributions  $Q^{(k)}$  in the sense of Definition 4.4 are mixtures of worldlet frequency distributions. An important special case is when  $Q^{(k)}$  is a pure worldlet frequency distribution  $P^{(k)}(\cdot | \omega)$  defined by a single world  $\omega$ . In that case, however, one cannot expect that  $Q^{(k)}$  can be represented in this form with suitable  $\omega$  for all  $n$ , because the sets  $\{P^{(k)}(\cdot | \omega) : \omega \in \Omega^{(n)}\}$  for different  $n$  are concentrated on different grids of rational numbers, and therefore are largely disjoint (cf. Figure 2). Following the approach already taken by Bacchus et al. to give semantics to statistical probability terms in the random worlds approach [Bacchus et al., 1992; Halpern, 2017] we therefore only require that  $Q^{(k)}$  is approximately equal to some  $P^{(k)}(\cdot | \omega)$ , with an increasing accuracy in the approximation as the size of  $\omega$  increases.

**Definition 4.6** Let  $Q^{(k)}$  be a probability distribution on  $\Omega^{(k)}$ . We say that  $Q^{(k)}$  is a *domain sampling distribution* if the following holds: for every  $\epsilon > 0$  there exists  $n \in \mathbb{N}$ , such that for every  $n' \geq n$ : there exists a possible  $n'$ -world  $\omega$ , so that for all  $\omega' \in \Omega^{(k)}$ :

$$|P^{(k)}(\omega' | \omega) - Q^{(k)}(\omega')| < \epsilon. \quad (2)$$

Thus, the property of being a domain sampling distribution strengthens the property of extendability in that in the repre-

sensation (1) only point masses  $Q^{(n)} = 1_\omega$  are allowed, but weakens it in that (2) only requires approximate equality.

**Example 4.7** For the worldlet distributions of Table 1 we have  $1_{E_3} = P^{(3)}(\cdot | E_n)$ , so that  $1_{E_3}$  is a domain sampling distribution (with zero approximation error). Similarly for  $1_{K_3}$ . The mixture  $0.5 \cdot 1_{E_3} + 0.5 \cdot 1_{K_3}$  is projective extendable, but not a domain sampling distribution. The distribution '+' is not a domain sampling distribution. This is indicated by Figure 2, because already for  $n = 6$  the distribution is separated by a distance  $\epsilon > 0$  from the set  $\Delta_6^{(3)}$ . Because of the nested structure of the  $\Delta_n^{(3)}$  there then also cannot be better approximations for larger  $n > 6$ . The last 'bipart' distribution in Table 1 again is a domain sampling distribution with a non-zero approximation error that only vanishes as  $n \rightarrow \infty$ .

## 5 A Representation Theorem

We now proceed to derive our main result, which is a comprehensive characterization of families  $(Q^{(n)})_n$  and worldlet marginals  $Q^{(k)}$  with the structural properties described in Section 4. We introduce a representation for projective families that is based on the analysis and representation theorems for infinite exchangeable arrays developed by Aldous [1981] and Hoover [1979]. The definitive treatment is given by Kallenberg [2006]. We therefore call the following an AHK model.

**Definition 5.1** Let  $S$  be a signature with maximal  $\text{arity}(s) = a \geq 1$ . An AHK model for  $S$  is given by

- A family of i.i.d. random variables  $\{U_i | i \in \langle \mathbb{N} \rangle^m, m = 0, \dots, a\}$ , where each  $U_i$  is uniformly distributed on  $[0, 1]$ .
- A family of random variables  $\{D_i | i \in \langle \mathbb{N} \rangle^m, m = 1, \dots, a\}$ . For  $i \in \langle \mathbb{N} \rangle^m$  the variable  $D_i$  takes values in  $\mathcal{T}_m$ .
- For each  $m = 1, \dots, a$  a measurable function

$$f^m : [0, 1]^{2^m} \rightarrow \mathcal{T}_m \quad (3)$$

so that

- for  $i = (i_1, \dots, i_m) \in \langle \mathbb{N} \rangle^m$  the value of  $D_i$  is defined as  $f^m(U_i)$ , where

$$U_i = (U_\emptyset, U_{i_1}, \dots, U_{i_m}, U_{(i_1, i_2)}, \dots, U_{(i_{m-1}, i_m)}, \dots, U_{(i_1, \dots, i_m)}), \quad (4)$$

is a vector containing all  $U_{i'}$ -variables with  $i' \subseteq i$  in lexicographic order.

- $f^m$  is permutation equi-variant, in the sense that for any permutation  $\pi$  of  $[m]$

$$f^m(\pi U_i) = \pi f^m(U_i)$$

where  $\pi U_i$  is the permutation of  $U_i$  that in the place of  $U_{i'}$  contains  $U_{\pi i'}$  with  $\pi i'$  the ordered tuple of the elements  $\{\pi(i) : i \in i'\}$ .

An AHK model that does not contain the  $U_\emptyset$  variable is called an  $\text{AHK}^-$  model.

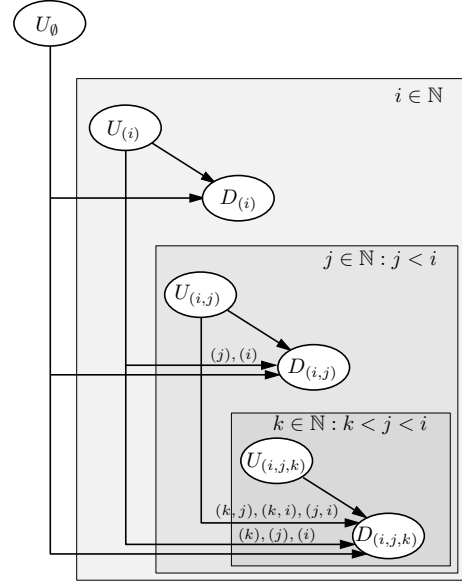


Figure 3: Plate representation of AHK model with  $a = 3$

Figure 3 gives an illustration of the structure of an AHK model in plate notation. An AHK model is essentially given by the functions  $f := (f^m)_{m=1, \dots, a}$ , and we therefore write  $f$  to refer to an AHK model. By a slight abuse of notation, we also use  $f$  to denote the distribution defined by the model on the possible worlds over the infinite domain  $\mathbb{N}$ , and write  $f \downarrow [n]$  for the marginal on the induced sub-world over the domain  $[n]$ . We can then note

**Proposition 5.2** Let  $f$  be an AHK model. The marginals  $f \downarrow [n]$  are exchangeable, and the family  $(f \downarrow [n])_n$  is projective.

Exchangeability is ensured by the permutation-equivariance of the  $f^m$ . Projectivity directly follows from the graphical structure of the model, according to which the marginal  $f \downarrow [n]$  simply is given by instantiating the plate model only for  $i \subseteq [n]$ .

For a given type distribution  $Q^{(k)}$  with  $k \geq \text{arity}(S)$  we say that  $Q^{(k)}$  has an AHK representation, if there exists an  $f$  with  $f \downarrow [k] = Q^{(k)}$ .

We can now formulate our main result.

**Theorem 5.3** Let  $Q^{(k)}$  be an exchangeable distribution on  $\Omega^{(k)}$  with  $k \geq \text{arity}(S)$ . For the statements

- (A)  $Q^{(k)}$  is a domain sampling distribution.
- (B)  $Q^{(k)}$  has a  $\text{AHK}^-$  representation
- (C)  $Q^{(k)}$  is a finite mixture of domain sampling distributions
- (D)  $Q^{(k)}$  is extendable
- (E)  $Q^{(k)}$  is projective extendable
- (F)  $Q^{(k)}$  has a AHK representation

the following implications hold:

$$(A) \Leftrightarrow (B) \Rightarrow (C) \Leftrightarrow (D) \Leftrightarrow (E) \Leftrightarrow (F)$$

Proofs for key implications are heavily based on representation theorems for infinite exchangeable arrays [Kallenberg, 2006, Lemma 7.25] for  $(\mathbf{A}) \Rightarrow (\mathbf{B})$  and  $(\mathbf{E}) \Rightarrow (\mathbf{F})$ , on large deviation results for weakly dependent random variables [Janson, 2004] for  $(\mathbf{B}) \Rightarrow (\mathbf{A})$ , and on tools developed in the analysis of graph limits [Borgs *et al.*, 2008; Diaconis and Janson, 2007] for  $(\mathbf{A}) \Rightarrow (\mathbf{E})$ .

**Example 5.4** Consider the ‘bipart’ distribution of Table 1. This is a domain-sampling distribution and has an AHK<sup>−</sup> representation given by functions  $f^1, f^2$  as follows. Here  $\text{arity}(S) = 2$ , so AHK models only are over variables  $U_i, D_i$  with  $i \leq 2$ . The state space  $\mathcal{T}_1$  contains the two states “self-loop” and “no self-loop”. Since self-loops have probability zero in ‘bipart’, we simply let  $f^1$  be the constant function that returns “no self-loop” regardless of the input  $U$ -variables. The state space  $\mathcal{T}_2$  contains the four states  $1 \bullet \bullet 2, 1 \bullet \rightarrow \bullet 2, 1 \bullet \leftarrow \bullet 2$ , and  $1 \bullet \leftrightarrow \bullet 2$ , of which only the first and last have non-zero probability. To represent this distribution, we let the  $U_i$  encode the partition of the domain into two (equal) parts, and then define for  $i < j$ :

$$f^2(U_i, U_j) := \begin{cases} i \bullet \leftrightarrow \bullet j & \text{if } U_i < 0.5 < U_j \text{ or } U_j < 0.5 < U_i \\ i \bullet \bullet j & \text{otherwise} \end{cases}$$

Thus,  $f^2$  here neither makes use of  $U_\emptyset$ , nor of  $U_{(i,j)}$ . If instead of a complete bipartite graph we want to model that an (undirected) edge between nodes of different components only exists with a certain probability  $p < 1$ , we have to add to the first case in the definition of  $f^2$  the condition  $U_{(i,j)} < p$ . It is clear that in a similar manner one can represent arbitrary stochastic block models.

**Example 5.5** Consider the ‘+’ distribution of Table 1. We have shown in Example 4.5 that ‘+’ is not extendable, and so it cannot have an AHK representation according to Theorem 5.3. To verify, independently, that the latter is the case, we observe the following: if in an AHK model we have  $(f \downarrow [2])(D_{(1,2)} = K_2) > 0$ , then also  $(f \downarrow [3])(D_{(1,2)} = D_{(1,3)} = K_2) > 0$ . This follows from the fact that  $D_{(1,3)}$  is conditionally independent of  $D_{(1,2)}$  given  $U_\emptyset, U_{(1)}$ , and for all  $u_0, u_1 \in [0, 1]$   $(f \downarrow [3])(D_{(1,2)} | U_\emptyset = u_0, U_{(1)} = u_1) = (f \downarrow [3])(D_{(1,3)} | U_\emptyset = u_0, U_{(1)} = u_1)$ . In the + distribution, the probability of  $D_{(1,2)} = K_2$  is  $1/3$ , but the probability of  $D_{(1,2)} = D_{(1,3)} = K_2$  is zero.

As mentioned in the introduction, projective families generate “dense” structures. Many real world networks, in contrast, exhibit a relatively sparse structure, as expressed, for instance, by a power-law degree distribution. The following example shows that even though AHK models are necessarily asymptotically dense, we can still construct AHK models that for a given domain size  $n^*$  fit an observed degree distribution.

**Example 5.6** Let  $n^* \in \mathbb{N}$ , and let  $f(d)$  ( $d = 0, 1, \dots, n^*$ ) denote an out-degree distribution for directed graphs on  $[n^*]$ . For arbitrary  $n$  we can normalize out-degrees in graphs of size  $n$  via  $d \mapsto d/n$ . Let  $F(\delta)$  ( $\delta \in [0, 1]$ ) be the cumulative distribution function obtained from  $f(\cdot)$  for the normalized degrees

$d \mapsto d/n^*$ . We now define

$$f^2(U_i, U_j, U_{(i,j)}) := \begin{cases} i \bullet \rightarrow \bullet j & \text{if } U_i \geq F(U_{(i,j)}) \text{ and } U_j < F(U_{(i,j)}) \\ i \bullet \leftarrow \bullet j & \text{if } U_j \geq F(U_{(i,j)}) \text{ and } U_i < F(U_{(i,j)}) \\ i \bullet \leftrightarrow \bullet j & \text{if } U_i \geq F(U_{(i,j)}) \text{ and } U_j \geq F(U_{(i,j)}) \\ i \bullet \bullet j & \text{otherwise} \end{cases}$$

Let  $\delta_i$  denote the normalized out-degree of node  $i$ . Then for all  $u \in [0, 1]$  we obtain the expected normalized out-degree:

$$E[\delta_i | U_i = u] = F^{-1}(u). \quad (5)$$

$U_i$  being uniformly distributed, the right-hand side of (5) is distributed with cdf  $F(\cdot)$ , and so the expected normalized degree distribution follows  $F(\cdot)$ . In the special case  $n = n^*$  then the expected absolute degree distribution is the original  $f(\cdot)$ .

## 6 Conclusion

In this paper we have laid theoretical foundations for the study and application of rich classes of projective families. Bringing together research strands in statistical graph theory and statistical relational learning we have derived an explicit characterization of projective families in the form of a directed graphical (plate) model. While the class of AHK models is completely general, it is not directly applicable in practice without restricting the functions  $f^m$  to some (parametric) class of effectively representable functions. The identification of suitable such classes must go hand in hand with the development of appropriate learning and inference algorithms. Interestingly, the structure of AHK models has much in common with the “independent choice logic” family of SRL frameworks [Sato, 1995; Poole, 1997; Kimmig *et al.*, 2011] that also generate random relational structures as deterministic functions of a set of a-priori independent random variables. However, the continuous nature of the  $U_i$  variables in the AHK model, and the potential need of functions not readily expressible in existing SRL frameworks pose significant challenges for the direct application of existing SRL techniques.

On the theoretical side, many interesting questions remain regarding statistical principles of model selection, and unbiasedness and consistency of estimation: for a given worldlet distribution  $Q^{(k)}$  there will often be multiple AHK models that precisely fit  $Q^{(k)}$  and therefore are indistinguishable based on likelihood scores. What invariance, parsimony, or plain parameter regularization principles are then most useful for model selection? Jaeger and Schulte [2018] have shown that certain unbiasedness and consistency properties for learning from worldlet frequency distributions directly follow from projectivity in conjunction with some further assumptions on the family  $(Q_n)_n$ . These results require some further refinement in order to obtain criteria for how large  $k$  should be so that  $Q^{(k)}$  is an appropriate statistic for learning an AHK model.

## Acknowledgments

Oliver Schulte’s research was supported by a Discovery Grant from the Natural Sciences and Engineering Research Council of Canada.

## References

- [Aldous, 1981] David J Aldous. Representations for partially exchangeable arrays of random variables. *Journal of Multivariate Analysis*, 11(4):581–598, 1981.
- [Bacchus *et al.*, 1992] F. Bacchus, A. Grove, J.Y. Halpern, and D. Koller. From statistics to beliefs. In *Proc. of National Conference on Artificial Intelligence (AAAI-92)*, 1992.
- [Bacchus, 1990] Fahiem Bacchus. *Representing and Reasoning with Probabilistic Knowledge: A Logical Approach to Probabilities*. MIT Press, Cambridge, MA, USA, 1990.
- [Borgs *et al.*, 2008] Christian Borgs, Jennifer T Chayes, László Lovász, Vera T Sós, and Katalin Vesztegombi. Convergent sequences of dense graphs i: Subgraph frequencies, metric properties and testing. *Advances in Mathematics*, 219(6):1801–1851, 2008.
- [Broeck, 2011] Guy Broeck. On the completeness of first-order knowledge compilation for lifted probabilistic inference. In *Advances in Neural Information Processing Systems*, pages 1386–1394, 2011.
- [Chatterjee and Diaconis, 2013] Sourav Chatterjee and Persi Diaconis. Estimating and understanding exponential random graph models. *The Annals of Statistics*, 41(5):2428–2461, 2013.
- [Diaconis and Janson, 2007] Persi Diaconis and Svante Janson. Graph limits and exchangeable random graphs. *arXiv preprint arXiv:0712.2749*, 2007.
- [Fenstad, 1967] J. E. Fenstad. Representations of probabilities defined on first order languages. In J. N. Crossley, editor, *Sets, Models and Recursion Theory*, pages 156–172. North Holland, Amsterdam, 1967.
- [Halpern, 1990] Joseph Y. Halpern. An analysis of first-order logics of probability. *Artificial Intelligence*, 46(3):311–350, 1990.
- [Halpern, 2017] Joseph Y Halpern. *Reasoning about uncertainty*. MIT press, 2017.
- [Hoover, 1979] D. N. Hoover. Relations on probability spaces and arrays of random variables. *HPreprint, Institute for Advanced Study, Princeton, NJ*, 2, 1979.
- [Jaeger and Schulte, 2018] Manfred Jaeger and Oliver Schulte. Inference, learning, and population size: Projectivity for srl models. IJCAI-StarAI Workshop on Statistical-Relational AI, July 2018.
- [Jain *et al.*, 2010] Dominik Jain, Andreas Barthels, and Michael Beetz. Adaptive markov logic networks: Learning statistical relational models with dynamic parameters. In *ECAI*, pages 937–942, 2010.
- [Janson, 2004] Svante Janson. Large deviations for sums of partly dependent random variables. *Random Structures & Algorithms*, 24(3):234–248, 2004.
- [Kallenberg, 2006] Olav Kallenberg. *Probabilistic symmetries and invariance principles*. Springer Science & Business Media, 2006.
- [Kemp *et al.*, 2006] Charles Kemp, Joshua B Tenenbaum, Thomas L Griffiths, Takeshi Yamada, and Naonori Ueda. Learning systems of concepts with an infinite relational model. In *AAAI*, volume 3, 2006.
- [Kern-Isberner and Thimm, 2010] Gabriele Kern-Isberner and Matthias Thimm. Novel semantical approaches to relational probabilistic conditionals. In *Twelfth International Conference on the Principles of Knowledge Representation and Reasoning*, 2010.
- [Kimmig *et al.*, 2011] Angelika Kimmig, Bart Demoen, L De Raedt, V. Santos Costa, and Ricardo Rocha. On the implementation of the probabilistic logic programming language problog. *Theory and Practice of Logic Programming*, 11(2-3):235–262, 2011.
- [Kuzelka *et al.*, 2018] Ondrej Kuzelka, Yuyi Wang, Jesse Davis, and Steven Schockaert. Relational marginal problems: Theory and estimation. In *Proceedings of the Thirty-Second AAAI Conference on Artificial Intelligence (AAAI-18)*, pages 1–8. AAAI Press, 2018.
- [Orbanz and Roy, 2014] Peter Orbanz and Daniel M Roy. Bayesian models of graphs, arrays and other exchangeable random structures. *IEEE transactions on pattern analysis and machine intelligence*, 37(2):437–461, 2014.
- [Poole *et al.*, 2014] David Poole, David Buchman, Seyed Mehran Kazemi, Kristian Kersting, and Sriraam Natarajan. Population size extrapolation in relational probabilistic modelling. In *International Conference on Scalable Uncertainty Management*, pages 292–305. Springer, 2014.
- [Poole, 1997] David Poole. The independent choice logic for modelling multiple agents under uncertainty. *Artificial Intelligence*, 94(1-2):7–56, 1997.
- [Rinaldo *et al.*, 2009] Alessandro Rinaldo, Stephen E. Fienberg, and Yi Zhou. On the geometry of discrete exponential families with application to exponential random graph models. *Electron. J. Statist.*, 3:446–484, 2009.
- [Sato, 1995] T. Sato. A statistical learning method for logic programs with distribution semantics. In *Proceedings of the 12th International Conference on Logic Programming (ICLP’95)*, pages 715–729, 1995.
- [Shalizi and Rinaldo, 2013] Cosma Rohilla Shalizi and Alessandro Rinaldo. Consistency under sampling of exponential random graph models. *Annals of statistics*, 41(2):508, 2013.
- [Xu *et al.*, 2006] Zhao Xu, Volker Tresp, Kai Yu, and Hans-Peter Kriegel. Learning infinite hidden relational models. *Uncertainty in Artificial Intelligence (UAI2006)*, 2006.