

A time-dependent harmonic oscillator with two frequency jumps: an exact algebraic solution

D. M. Tibaduiza,* L. Pires, D. Szilard, C. A. D. Zarro, and C. Farina

Instituto de Física, Universidade Federal do Rio de Janeiro

Avenida Athos da Silveira Ramos,

149, Centro de Tecnologia,

Bloco A, Cidade Universitária,

Rio de Janeiro-RJ, Brazil

CEP: 21941-972 Caixa Postal 68528

A. L. C. Rego

Instituto de Aplicação Fernando Rodrigues da Silveira,

Universidade do Estado do Rio de Janeiro

Rua Santa Alexandrina, 288,

Rio de Janeiro-RJ, Brazil

CEP: 20261-232

(Dated: April 24, 2020)

Abstract

We consider a harmonic oscillator (HO) with a time dependent frequency which undergoes two successive abrupt changes. By assumption, the HO starts in its fundamental state with frequency ω_0 , then, at $t = 0$, its frequency suddenly increases to ω_1 and, after a finite time interval τ , it comes back to its original value ω_0 . Contrary to what one could naively think, this problem is a quite non-trivial one. Using algebraic methods we obtain its exact analytical solution and show that at any time $t > 0$ the HO is in a squeezed state. We compute explicitly the corresponding squeezing parameter (SP) relative to the initial state at an arbitrary instant and show that, surprisingly, it exhibits oscillations after the first frequency jump (from ω_0 to ω_1), remaining constant after the second jump (from ω_1 back to ω_0). We also compute the time evolution of the variance of a quadrature. Last, but not least, we calculate the vacuum (fundamental state) persistence probability amplitude of the HO, as well as its transition probability amplitude for any excited state.

Keywords: time-dependent harmonic oscillator, squeezed states, algebraic methods

I. INTRODUCTION

The classical harmonic oscillator (HO) as well as its quantum counterpart are two of the most important systems in physics^{1,2}. Their relevance relies on the ubiquity of phenomena that can be modeled by them. As a remarkable example, in quantum electrodynamics (QED) quantum harmonic oscillators are the paradigm to describe the free electromagnetic field, hence being a cornerstone in quantum optics³. In fact, the description of a free bosonic field is frequently done by considering it as a set of HO's^{4,5}. The usual quantization of the HO leads directly to the so-called Fock states, which are eigenstates of the HO hamiltonian. In quantum optics language, these Fock states correspond to n -photon states. Fock states of the HO are quite non-classical states, as can be seen, for instance, if we take the quantum expectation value of the position operator in the Heisenberg picture (or momentum operator, or even any quadrature operator) in any Fock state, which is always zero. This is evidently in contrast to the oscillating behaviour of the position of a classical HO. However, these states are very helpful and can be used as a convenient basis for describing other important states.

In the realm of QED, which describes the radiation-matter interaction with unprecedented precision, and non-linear optics, many phenomena can be modeled by a driven time-dependent HO. In fact, it can be shown that a HO, initially in its fundamental state which is acted by an external time dependent force, is necessarily brought into a coherent state⁶⁻¹⁰. The counterpart of this result in quantum optics is the fact that any classical current coupled to the radiation field gives rise to a coherent state of the (quantized) electromagnetic field¹¹. These states are very useful since they serve to model LASER propagation¹². Among the main properties of coherent states we list: *(i)* they saturate the Heisenberg relation (satisfy the lower-bound of the uncertainty relation); *(ii)* they are eigenstates of the annihilation operator and *(iii)* when the quantum expectation value of a quadrature operator is calculated in these states, the classical oscillatory behaviour is recovered. Notice that coherent states distribute equally the uncertainty into the quadratures.

Besides Fock states and coherent states there are many other states of the HO (and, consequently, quantum states of light) that deserve being studied, particularly, the so-called squeezed states of the HO^{3,13}. These states arise naturally when the parameters of a HO, namely, their mass or frequency, become time-dependent¹⁴⁻¹⁷. Squeezed states have received big attention in the last 70 years, specially because their remarkable property of having the variance of one quadrature smaller than the value associated to coherent states *i.e.*, the variance is squeezed, which justifies their name. Since the uncertainty relation has to be satisfied, the conjugate quadrature must have a greater uncertainty than for coherent states. It can be shown that any squeezed state can be written as a superposition of

all even Fock states. As a consequence, the quantum expectation value of any quadrature operator in a squeezed state is zero and, in this sense, these states are also quite non-classical ones (a nice discussion on these states can be found in Ref.¹²).

Since the variance is squeezed and the uncertainty in a quadrature is closely related to a quantum limit of reduction of noise in a signal, one of the first applications of squeezed states was in communication^{18,19}, as one can send information through a quadrature with reduced noise. Another famous application of squeezed states is in the Laser Interferometer Gravitational-Wave Observatory (LIGO)²⁰. This interferometer has been conceived to measure tiny deviations of each of its arms due to the passage of a gravitational wave. The first versions of such interferometers had the problem that the signal of the gravitational wave was surpassed by the zero-point fluctuations in the detector. One of the performed improvements consisted in using squeezed states to enhance the sensitivity of the detector by reducing the noise to signal²¹. In fact, after this improvement was made the gravitational waves were finally detected²².

There are various interesting features about time-dependent harmonic oscillators (TDHO) in addition to squeezed states. To mention just a few, they can be used to model the dynamical Casimir effect by using analog models in circuit QED. In fact, a double superconducting quantum interference device can be regarded, in first approximation, as a TDHO²³. Also the TDHO describes the quantum motion of particles in a Paul trap²⁴. Another interesting feature of a TDHO is its connection with cosmological particle creation by non-stationary gravitational backgrounds²⁵. In order to determine the field modes in a given gravitational background, as for instance in a universe whose evolution is governed by a Friedmann-Robertson-Walker metric, one needs to solve an equation totally analogous to that of a classic harmonic oscillator with time-dependent frequency^{26,27}. In his seminal paper of 1953, Husimi showed that the quantum solution for the TDHO can be obtained from the corresponding classical solution²⁸.

Since Husimi's paper²⁸, a lot of progress has been achieved in the study of the TDHO. On the one hand, important contributions were made by Lewis and Riesenfeld²⁹, Popov and Perelomov³⁰, and Malkin, Man'ko and collaborators^{31,32} (an extensive list of references in this subject can be found in Ref.[³³] and references therein). In these papers the authors introduced the use of invariants for time-dependent hamiltonians, a method still very used nowadays³⁴⁻³⁷, sticking out its uses in shortcuts to adiabaticity³⁸⁻⁴⁰. On the other hand, algebraic solutions for the driven TDHO have been known since the 80's, see for instance the papers by Ma and Rhodes¹⁵, with further contributions of Lo¹⁶. In these papers it is shown that the time evolution operator (TEO) at any instant can be expressed as a product of a squeezing, a Glauber (displacement) and a rotation operators, apart from an overall phase factor.

Other authors have also tackled the TDHO with distinct purposes, from situations where a time-dependent mass was considered^{24,34,35,41–45} to those ones where driven forces and damping terms were included assuming different initial states for the HO^{46–49}. Some particular cases with exact known solutions, namely the sudden and linear frequency modulations have also been considered^{14,24,36,50–52}. Propagators of the TDHO and particular cases have also been calculated^{53–55}

Although the problem of a TDHO has already been extensively investigated, there are some aspects and subtle points involving squeezing states of the HO that have not been explored in a didactic way that can be very useful for undergraduate and graduate students in the interpretation and deep understanding of the whole underlying theory. With the purpose of discussing these subtle points, as well as making popular algebraic methods, we consider here a non-trivial problem of a HO with time-dependent frequency (HOTDF) which allows an exact analytical solution, namely, a HO with a frequency which undergoes two successive abrupt changes. By assumption, the HO starts in its fundamental state with frequency ω_0 , then, at $t = 0$, its frequency suddenly increases to ω_1 and, after a finite time interval τ , it comes back to its original value ω_0 . Using algebraic methods based on BCH-like relations of the $su(1, 1)$ Lie algebra, we obtain its exact analytical solution and show that at any time $t > 0$ the HO is in a squeezed state. We compute explicitly the corresponding squeezing parameter (SP) relative to the initial state at an arbitrary instant and show that it exhibits oscillations after the first frequency jump (from ω_0 to ω_1), remaining constant after the second jump (from ω_1 back to ω_0). We also compute the time evolution of the variance of a quadrature. Last, but not least, we calculate the vacuum (fundamental state) persistence probability amplitude of the HO, as well as its transition probability amplitude for any excited state. We hope this paper will approach and motivate undergraduate and graduate students to the increasingly important squeezing states as well as algebraic methods which nowadays are essential in the aforesaid fields of physics.

This paper is organized as follows: in section II we present a brief introduction to the main features of squeezed states. In section III we solve exactly the problem of a HOTDF where the frequency suffers two successive abrupt changes as described before. Our main results are presented in this section. Section IV is left for final remarks and conclusions. For pedagogical reasons, we included an appendix A with a brief derivation of an important BCH formula used in the text.

II. SQUEEZED STATES: MAIN FEATURES

In this section we shall briefly quote the main features of squeezed states which will be of fundamental importance in our solution of the HOTDF. For a more complete description of squeezed states

we suggest Ref.[12]. Let us consider a HO of unit mass and constant frequency ω_0 , so that its hamiltonian is given by $\hat{H}_0 = \frac{1}{2}(\hat{p}^2 + \omega_0^2 \hat{q}^2)$. Introducing the creation and annihilation operators \hat{a}^\dagger and \hat{a} in the usual way, where $[\hat{a}, \hat{a}^\dagger] = 1$ and $[\hat{a}^\dagger, \hat{a}^\dagger] = [\hat{a}, \hat{a}] = 0$, the previous hamiltonian can be written as $\hat{H}_0 = (\hat{n} + \frac{1}{2})\omega_0$ (we are assuming $\hbar = 1$), where we defined the number operator $\hat{n} = \hat{a}^\dagger \hat{a}$. It can be shown that the corresponding energy eigenstates, denoted by $|n\rangle$, satisfy the eigenvalue equation $\hat{H}_0|n\rangle = (n + \frac{1}{2})\omega_0|n\rangle$, where $n = 0, 1, 2, \dots$

A squeezed state $|z\rangle$ is produced by the application of the squeezing operator $\hat{S}(z)$ on the fundamental state, $|z\rangle = \hat{S}(z)|0\rangle$, with $\hat{S}(z)$ given by

$$\hat{S}(z) := \exp \left\{ -\frac{z}{2} \hat{a}^{\dagger 2} + \frac{z^*}{2} \hat{a}^2 \right\}, \quad (1)$$

where z is a complex number that can be conveniently written in its polar form as $z = r e^{i\varphi}$. The application of the squeezing operator written as in the previous equation on the fundamental state is not so direct due to the commutation rules between operators $\hat{a}^{\dagger 2}$ and \hat{a}^2 . However, using well known BCH-like relations, $\hat{S}(z)$ can be cast into the form¹²

$$\begin{aligned} \hat{S}(z) = & \exp \left\{ -\frac{1}{2} \hat{a}^{\dagger 2} \exp(i\varphi) \tanh(r) \right\} \exp \left\{ -\frac{1}{2} (\hat{a}^\dagger \hat{a} + \hat{a} \hat{a}^\dagger) \ln(\cosh(r)) \right\} \times \\ & \times \exp \left\{ \frac{1}{2} \hat{a}^2 \exp(-i\varphi) \tanh(r) \right\}. \end{aligned} \quad (2)$$

Now, recalling that $\hat{a}|0\rangle = 0$, $(\hat{a}^\dagger \hat{a} + \hat{a} \hat{a}^\dagger)|n\rangle = (2n + 1)|n\rangle$ and $\hat{a}^\dagger|n\rangle = \sqrt{n+1}|n+1\rangle$, it is straightforward to show that¹²

$$|z\rangle = \hat{S}(z)|0\rangle = \sqrt{\text{sech}(r)} \sum_{n=0}^{\infty} \frac{\sqrt{(2n)!}}{n!} \left[-\frac{1}{2} e^{i\varphi} \tanh(r) \right]^n |2n\rangle. \quad (3)$$

As evident from the previous equation, a squeezed state is a superposition solely of the even number states and therefore they are quite non-classical states. Note, for instance, that as it also occurs with Fock states $\{|n\rangle\}$, the expectation value of momentum or position operators in a squeezed state is zero, a result far from an expected classical behaviour.

As can be inferred from Eq. (3), r and φ determine uniquely the squeezed state. In order to interpret them, it is convenient to introduce the quadrature operator \hat{Q}_λ , defined by¹²

$$\hat{Q}_\lambda = \frac{1}{\sqrt{2}} [\hat{a}^\dagger e^{i\lambda} + \hat{a} e^{-i\lambda}], \quad (4)$$

which satisfies the commutation relation $[\hat{Q}_\lambda, \hat{Q}_{\lambda+\pi/2}] = i$ for any real λ . It is evident from the previous definition that $\hat{Q}_{\lambda=0} = (\hat{a}^\dagger + \hat{a})/\sqrt{2} = \sqrt{\omega_0} \hat{q}$, so that $\hat{Q}_{\lambda=0}$ and \hat{q} are proportional, and that $\hat{Q}_{\lambda=\pi/2} = i(\hat{a}^\dagger - \hat{a})/\sqrt{2} = \frac{\hat{p}}{\sqrt{\omega_0}}$, so that $\hat{Q}_{\lambda=\pi/2}$ and \hat{p} are proportional. We say that the HO

is in a squeezed state (or simply squeezed) if the variance of one of the quadrature operators in this state is smaller than $\frac{1}{2}$. It can be shown that the variance of the quadrature operator \hat{Q}_λ in the generic squeezed state $|z\rangle$ written in Eq. (3) is given by¹²

$$\begin{aligned} (\Delta Q_\lambda)^2 &= \langle z | \hat{Q}_\lambda^2 | z \rangle - (\langle z | \hat{Q}_\lambda | z \rangle)^2 \\ &= \frac{1}{2} [e^{2r} \sin^2(\lambda - \varphi/2) + e^{-2r} \cos^2(\lambda - \varphi/2)]. \end{aligned} \quad (5)$$

Note the explicit dependence of $(\Delta Q_\lambda)^2$ with r and φ . Further, a direct inspection of the previous equation shows that $(\Delta Q_\lambda)^2$ must satisfy the inequalities

$$\frac{e^{-2r}}{2} \leq (\Delta Q_\lambda)^2 \leq \frac{e^{2r}}{2}, \quad (6)$$

which justifies the interpretation of r as the squeezing parameter (SP). Parameter φ is referred to as the squeezing phase (SPh). Note also that, the variances of a quadrature operator in a given squeezed state depends on λ , in contrast to what happens with coherent states (the variances of all quadrature operators are the same for coherent states). Furthermore, a given quadrature operator, for instance, operator $\hat{Q}_{\lambda=0}$, may have different variances for different squeezed states even if these states have the same SP. It suffices that these states have different values of the SPh. All of the above results are graphically explained in Figure 1. In these graphics, the variances of a quadrature operator for a given λ can be visualized as the distance between the two intersecting points of the circle (fundamental state) and the oval (squeezed state) with the straight line characterizing the quadrature operator under consideration. It can be shown that, for a squeezed state given by $|re^{i\varphi}\rangle$, the quadrature operator that has the minimum variance is the one with $\lambda = \varphi/2$, as indicated in Fig.1.

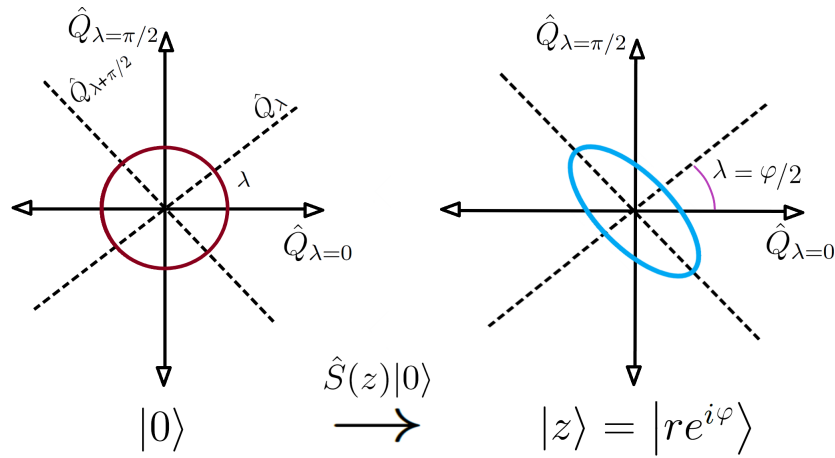


FIG. 1. Schematic diagram of the uncertainty areas in the generalized quadrature phase space of a squeezed state (oval) and the fundamental state (circle).

We finish this section by studying the time evolution of a squeezed state of the hamiltonian \hat{H}_0 caused by the action of the TEO associated to the same hamiltonian, that is

$$\begin{aligned}
e^{-i\hat{H}_0 t} |z\rangle &= \sqrt{\text{sech}(r)} \sum_{n=0}^{\infty} \frac{\sqrt{(2n)!}}{n!} \left[-\frac{1}{2} e^{i\varphi} \tanh(r) \right]^n e^{-i\hat{H}_0 t} |2n\rangle \\
&= e^{-\frac{i}{2}\omega_0 t} \sqrt{\text{sech}(r)} \sum_{n=0}^{\infty} \frac{\sqrt{(2n)!}}{n!} \left[-\frac{1}{2} e^{i(\varphi-2\omega_0 t)} \tanh(r) \right]^n |2n\rangle \\
&= |ze^{-2i\omega_0 t}\rangle,
\end{aligned} \tag{7}$$

where we have neglected the overall phase coming from the zero-point energy. As it can be noted, the time evolution introduces dynamics in the squeezed state only through the SPh. Graphically, this is equivalent to the spinning of the oval of Figure 1 with a period of π/ω_0 , since now

$$(\Delta Q_\lambda)^2(t) = \frac{1}{2} [e^{2r} \sin^2(\lambda - \varphi/2 + \omega_0 t) + e^{-2r} \cos^2(\lambda - \varphi/2 + \omega_0 t)]. \tag{8}$$

III. HARMONIC OSCILLATOR WITH TWO SUCCESSIVE FREQUENCY JUMPS

In this section, we present the exact solution of a HO that undergoes two successive abrupt changes in its frequency. Initially, the frequency jumps from ω_0 to ω_1 at $t = 0$. From $t = 0$ until $t = \tau$ (interval 1) the frequency remains constant with value ω_1 . Then, at $t = \tau$, the HO frequency jumps back to its original value ω_0 , remaining constant for $t > \tau$ (interval 2). Therefore, $\omega(t)$ can be written as

$$\omega(t) = \omega_0 + (\omega_1 - \omega_0) [\Theta(t) - \Theta(t - \tau)], \tag{9}$$

where Θ is the usual Heaviside step function. Figure 2 shows $\omega(t)$ as a function of time.

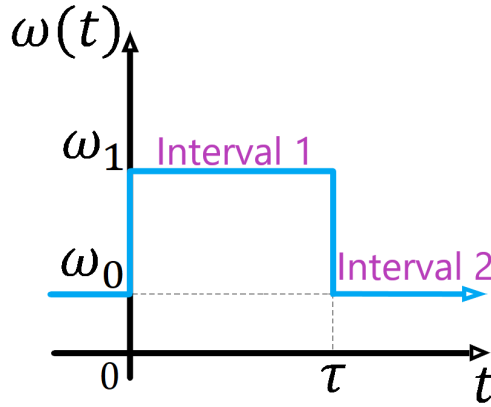


FIG. 2. Frequency $\omega(t)$ given by Eq. (9) as a function of time.

In order to compute the quantum state of the HO at an arbitrary instant $t > 0$, we need to obtain the time evolution operator for this time dependent hamiltonian. This will be done explicitly with the aid of algebraic methods in the next subsections.

A. Time evolution operator

For convenience, let us write the hamiltonian of the HO with a time-dependent frequency given by Eq. (9) in the form

$$\hat{H} = \frac{\hat{p}^2}{2} + \frac{1}{2} \left(\omega_0^2 + 2\omega_0\eta(t) \right) \hat{q}^2, \quad (10)$$

so that the time dependence of the frequency is encoded in $\eta(t)$, which couples with the square of the position operator and is defined by

$$\eta(t) = \eta_0 \left\{ \Theta(t) - \Theta(t - \tau) \right\}, \quad (11)$$

where

$$\eta_0 = \frac{\omega_1^2 - \omega_0^2}{2\omega_0} \quad \Longrightarrow \quad \omega_1 = \sqrt{\omega_0^2 + 2\omega_0\eta_0}. \quad (12)$$

Previous equations mean that for the aforementioned time-intervals 1 and 2, the corresponding time-independent hamiltonian operators, \hat{H}_1 and \hat{H}_2 , which describes the time evolution of the HO, are given respectively by

$$\hat{H}_1 = \frac{\hat{p}^2}{2} + \frac{1}{2} \omega_1^2 \hat{q}^2 \quad \text{and} \quad \hat{H}_2 = \frac{\hat{p}^2}{2} + \frac{1}{2} \omega_0^2 \hat{q}^2. \quad (13)$$

Consider the initial state as the fundamental state, $|\psi(t=0)\rangle = |0\rangle$, so that the state of the HO at any instant $t > 0$ is given by $|\psi(t)\rangle = \hat{U}(t, 0) |0\rangle$. Since the frequency on each interval is different, we consider separately the TEO in each interval. For any t belonging to interval 1, namely, $0 < t \leq \tau$, we have

$$|\psi(t)\rangle = \hat{U}_1(t, 0) |0\rangle = e^{-i\hat{H}_1 t} |0\rangle, \quad (14)$$

while for any t belonging to interval 2, namely, $t > \tau$, we can use the composition property of the TEO to write

$$|\psi(t)\rangle = \hat{U}(t, 0) |0\rangle = \hat{U}_2(t, \tau) \hat{U}_1(\tau, 0) |0\rangle = e^{-i\hat{H}_2(t-\tau)} e^{-i\hat{H}_1\tau} |0\rangle. \quad (15)$$

In terms of operators \hat{a} and \hat{a}^\dagger the TEO's are written as

$$\hat{U}_1(t, 0) = \exp \left(-i\hat{H}_1 t \right) = \exp \left\{ -\frac{i}{2} \left(\left(\hat{a}^{\dagger 2} + \hat{a}^2 \right) \eta_0 + \left(\hat{a}^\dagger \hat{a} + \hat{a} \hat{a}^\dagger \right) (\omega_0 + \eta_0) \right) t \right\} \quad (16)$$

$$\hat{U}_2(t, \tau) = \exp \left(-i\hat{H}_2(t - \tau) \right) = \exp \left\{ -\frac{i}{2} \left(\hat{a}^\dagger \hat{a} + \hat{a} \hat{a}^\dagger \right) \omega_0(t - \tau) \right\}. \quad (17)$$

To obtain the final state $|\psi(t)\rangle = \hat{U}_2(t, \tau) \hat{U}_1(\tau, 0) |0\rangle$ is not a simple task, since the exponents of both TEO's contain non-commuting operators. However, whenever a hamiltonian is written as a linear

combination of the generators of a given Lie algebra, it is possible to factorize the TEO writing it as a product of exponentials containing each one only one generator of the corresponding Lie algebra⁴³. Explicitly, if $\hat{A}_1, \hat{A}_2, \dots, \hat{A}_N$ are the N generators of a given Lie algebra, they will satisfy

$$\left[\hat{A}_i, \hat{A}_j \right] = \sum_{k=1}^{k=N} C_{ij}^k \hat{A}_k \quad \text{for } j \neq i, \quad (18)$$

where coefficients C_{ij}^k are called structure constants of the corresponding Lie group. For a connected Lie group, any element of the group, say g , can be written, for instance, in the two following ways:

$$g = \exp \left(\theta_1 \hat{A}_1 + \theta_2 \hat{A}_2 + \dots + \theta_N \hat{A}_N \right) \quad \text{or} \quad g = \exp \left(f_1 \hat{A}_1 \right) \exp \left(f_2 \hat{A}_2 \right) \dots \exp \left(f_N \hat{A}_N \right). \quad (19)$$

Of course parameters f_1, f_2, \dots, f_N will be different from parameters $\theta_1, \theta_2, \dots, \theta_N$. However, from the commutation relations of the Lie algebra it is possible to find the algebraic relations between these two sets of parameters, $f_1(\theta_1, \theta_2, \dots, \theta_N), f_2(\theta_1, \theta_2, \dots, \theta_N), \dots, f_N(\theta_1, \theta_2, \dots, \theta_N)$. These relations are referred to as BCH-like formulas of the Lie algebra (BCH comes from the original papers by Baker, Campbell and Hausdorff⁵⁶⁻⁶⁰).

In order to solve the problem under consideration our strategy will be to use the different algebraic representations given in Eq. (19), since, as we will show, the hamiltonian of our problem can be written as a linear combination of the generators of a known Lie algebra. With this goal in mind, we first identify three important operators present in the argument of the TEO's, namely, $\hat{a}^{\dagger 2}$, \hat{a}^2 and $\hat{a}^\dagger \hat{a} + \hat{a} \hat{a}^\dagger$. Using the following definitions:

$$\hat{K}_+ := \frac{\hat{a}^{\dagger 2}}{2}, \quad \hat{K}_- := \frac{\hat{a}^2}{2} \quad \text{and} \quad \hat{K}_c := \frac{\hat{a}^\dagger \hat{a} + \hat{a} \hat{a}^\dagger}{4} = \frac{1}{2} \left(\hat{a}^\dagger \hat{a} + \frac{1}{2} \right), \quad (20)$$

it is straightforward to show that:

$$\left[\hat{K}_-, \hat{K}_+ \right] = 2\hat{K}_c, \quad \left[\hat{K}_c, \hat{K}_\pm \right] = \pm \hat{K}_\pm, \quad (21)$$

which are identified as the commutation relations of the $su(1, 1)$ Lie algebra^{12,61}. Hence, the TEO's can be written as:

$$\hat{U}_1(t, 0) = e^{\lambda_+(t)\hat{K}_+ + \lambda_-(t)\hat{K}_- + \lambda_3(t)\hat{K}_c}, \quad \hat{U}_2(t, \tau) = e^{\lambda_4(t)\hat{K}_c}, \quad (22)$$

where

$$\lambda_+(t) = \lambda_-(t) = -i\eta_0 t, \quad \lambda_3(t) = -2i(\omega_0 + \eta_0)t, \quad \lambda_4(t) = -2i\omega_0(t - \tau). \quad (23)$$

Using an appropriate BCH formula for the TEO $\hat{U}_1(t, 0)$, it can be factorized in the following way⁶¹ (see Appendix A for a brief demonstration)

$$\hat{U}_1(t, 0) = e^{\lambda_+(t)\hat{K}_+ + \lambda_-(t)\hat{K}_- + \lambda_3(t)\hat{K}_c} = e^{\Lambda_+(t)\hat{K}_+} e^{(\ln \Lambda_3(t))\hat{K}_c} e^{\Lambda_-(t)\hat{K}_-}, \quad (24)$$

where

$$\Lambda_3 = \left(\cosh(\nu) - \frac{\lambda_3}{2\nu} \sinh(\nu) \right)^{-2} \quad \text{and} \quad \Lambda_{\pm} = \frac{2\lambda_{\pm} \sinh(\nu)}{2\nu \cosh(\nu) - \lambda_3 \sinh(\nu)}, \quad (25)$$

and ν is given by

$$\nu^2 = \frac{1}{4} \lambda_3^2 - \lambda_+ \lambda_- . \quad (26)$$

In order to simplify the notation, we have omitted the (time dependent) arguments of the parameters. From now on, we shall do that whenever there is no risk of confusion.

From Eq. (24) we see that the state of the HO at any instant of interval 1 can be written as

$$|\psi(t)\rangle = \hat{U}_1(t, 0)|0\rangle = e^{\Lambda_+ \hat{K}_+} e^{(\ln \Lambda_3) \hat{K}_c} e^{\Lambda_- \hat{K}_-} |0\rangle . \quad (27)$$

Analogously, the state of the HO at any instant of interval 2 can be written as

$$|\psi(t)\rangle = \hat{U}_2(t, \tau)|\psi(\tau)\rangle = e^{\lambda_4 \hat{K}_c} |\psi(\tau)\rangle , \quad (28)$$

where we used the second equation written in (22) and $|\psi(\tau)\rangle$ is obtained from Eq. (27) simply by taking in this equation $t = \tau$. In the next subsection we shall use the specific properties of operators \hat{K}_- , \hat{K}_+ and \hat{K}_c to calculate the state of the HO at any instant of time and to show that it consists of a squeezed state.

B. Results and discussions

In order to calculate explicitly the state of the HO at any instant, we need to know how operators \hat{K}_- , \hat{K}_+ and \hat{K}_c act on the energy eigenstates. From their definitions, it is immediate to check the following relations,

$$\begin{aligned} \hat{K}_- |n\rangle &= \frac{1}{2} \sqrt{n(n-1)} |n-2\rangle , \\ \hat{K}_+ |n\rangle &= \frac{1}{2} \sqrt{(n+1)(n+2)} |n+2\rangle , \\ \hat{K}_c |n\rangle &= \frac{1}{2} \left(n + \frac{1}{2} \right) |n\rangle , \end{aligned} \quad (29)$$

which will be useful in the subsequent discussion. For convenience, and also for the sake of clarity, we shall present the results for the time intervals 1 and 2 separately.

Interval 1

Let us compute here the state of the HO at an arbitrary instant t such that $0 < t \leq \tau$. Using previous equations, it can be shown that

$$e^{\Lambda_- \hat{K}_-} |0\rangle = |0\rangle \quad \text{and} \quad e^{\ln(\Lambda_3) \hat{K}_c} |0\rangle = (\Lambda_3)^{1/4} |0\rangle . \quad (30)$$

Therefore Eq. (27) is reduced to

$$|\psi(t)\rangle = (\Lambda_3)^{1/4} e^{\Lambda_+ \hat{K}_+} |0\rangle . \quad (31)$$

Note that in the last expression the coefficient Λ_- (associated to operator \hat{K}_-) does not appear. Finally, since $\hat{K}_+ = \frac{1}{2}\hat{a}^{\dagger 2}$, the above equation takes the form

$$|\psi(t)\rangle = \sqrt{|\Lambda_3|^{1/2}} \sum_{n=0}^{\infty} \frac{\sqrt{(2n)!}}{n!} \left[\frac{1}{2} |\Lambda_+| e^{i\vartheta} \right]^n |2n\rangle , \quad (32)$$

where the overall phase has been removed by writing

$$\Lambda_3 = |\Lambda_3| e^{i\chi}, \quad \text{and} \quad \Lambda_+ = |\Lambda_+| e^{i\vartheta}. \quad (33)$$

Comparison of Eqs. (32) and (3) strongly suggests that the state of the HO after the frequency jump $\omega_0 \rightarrow \omega_1$ is a squeezed state with respect to the original hamiltonian (describing the HO with a constant frequency ω_0). However, for this to be true we must be able to make the following identifications:

$$|\Lambda_3|^{1/2} = \text{sech}(r) \quad \text{and} \quad |\Lambda_+| = \tanh(r), \quad (34)$$

which implies the relation $|\Lambda_3| + |\Lambda_+|^2 = 1$. Hence, all we have to do is to demonstrate this relation.

With this purpose in mind, first note that from Eqs. (25), Λ_+ can be written as a function of Λ_3 as

$$\Lambda_+ = \lambda_+ \frac{\sinh(\nu)}{\nu} (\Lambda_3)^{1/2}. \quad (35)$$

Now, from Eqs. (23) and Eq. (26) we see that ν is purely imaginary, so that $\sinh(\nu)/\nu$ is real valued.

Besides, using the fact that $\lambda_+^* = -\lambda_+$, we can easily show that $|\Lambda_+|^2$ is given by

$$|\Lambda_+|^2 = -(\lambda_+)^2 \left(\frac{\sinh(\nu)}{\nu} \right)^2 |\Lambda_3| , \quad (36)$$

so that

$$|\Lambda_3| + |\Lambda_+|^2 = \left[1 - (\lambda_+)^2 \frac{\sinh^2(\nu)}{\nu^2} \right] |\Lambda_3| . \quad (37)$$

Now, it follows from Eq. (25) that

$$|\Lambda_3| = \frac{1}{\cosh^2(\nu) - \left(\frac{\lambda_3}{2}\right)^2 \left(\frac{\sinh(\nu)}{\nu}\right)^2} = \frac{1}{1 - \left(\frac{\lambda_3^2}{4} - \nu^2\right) \frac{\sinh^2(\nu)}{\nu^2}} , \quad (38)$$

where we used the fact that λ_3 is purely imaginary and that $\sinh(\nu)/\nu$ is real valued, and in the last step we used the identity $\cosh^2 \nu = 1 + \sinh^2 \nu$. Substituting Eq. (38) into Eq. (37), we finally obtain

$$|\Lambda_3| + |\Lambda_+|^2 = \frac{1 - \lambda_+^2 \frac{\sinh^2(\nu)}{\nu^2}}{1 - \left(\frac{\lambda_3^2}{4} - \nu^2\right) \frac{\sinh^2(\nu)}{\nu^2}} = 1 , \quad (39)$$

where we used the relation $(\frac{\lambda_3}{2})^2 - \nu^2 = \lambda_+^2$, which follows directly from Eqs. (23) and Eq. (26). Hence we conclude that a quantum HO initially in its fundamental state will evolve inevitably, after a sudden change in its frequency, into a squeezed state.

Let us now obtain one important result of this work, namely, an explicit expression for the time evolution of the squeezing parameter r in interval 1 ($0 < t \leq \tau$). With this purpose, from the first equation written in (34), $\text{sech}(r) = |\Lambda_3|^{1/2}$, we have

$$r = \text{arcosh} \left(1/|\Lambda_3|^{1/2} \right). \quad (40)$$

Substituting Eq. (38) into the previous equation and using the relation $(\frac{\lambda_3}{2})^2 - \nu^2 = \lambda_+^2$, we get

$$r = \text{arcosh} \left(\left[1 - (\lambda_+)^2 \frac{\sinh^2(\nu)}{\nu^2} \right]^{1/2} \right). \quad (41)$$

From Eqs. (23) it can be easily shown that $(\lambda_+)^2 = -\eta_0^2 t^2$ and $\nu^2 = -(\omega_0^2 + 2\omega_0\eta_0) t^2$. Using Eq. (12) to re-express the above results as a function of the frequency ω_1 we obtain

$$\nu^2 = -\omega_1^2 t^2 \quad \implies \quad \nu = \pm i\omega_1 t, \quad (\lambda_+)^2 = -\left(\frac{\omega_1^2 - \omega_0^2}{2\omega_0} \right)^2 t^2. \quad (42)$$

Finally, substituting last results into Eq. (41), we obtain

$$r(t) = \text{arcosh} \sqrt{1 + \left(\frac{\omega_1^2 - \omega_0^2}{2\omega_0\omega_1} \right)^2 \sin^2(\omega_1 t)}; \quad (0 < t \leq \tau). \quad (43)$$

where we used that $\sinh^2(\pm i\omega_1 t) = -\sin^2(\omega_1 t)$. Previous equation gives the time evolution of the SP. A direct inspection of Eq. (43) shows that $r(t)$ is a periodic function of t with period equal to π/ω_1 , since $r(t + \pi/\omega_1) = r(t)$ for any t in the interval 1. In Fig.3 we plot $r(t)$ as a function of t , with $0 < t \leq \tau$, for a fixed value of ω_0 but different values of ω_1 (for convenience, but without loss of generality for our purposes, we will use $\omega_0 = 1$).

As it can be seen from Fig.3, $r(t)$ has indeed a periodic behaviour whose period decreases as ω_1 increases, as expected. It is worth mentioning that, the way we defined the SP $r(t)$, it is a continuous function of t . For instance, no matter how big the frequency jump $\omega_0 \rightarrow \omega_1$ may be (but assuming always a finite ω_1), $r(t)$ starts growing from zero continually. Of course, the greater the jump, the greater will be the slope of $r(t)$ near $t = 0$. But in the limit $t \rightarrow 0$ we always have $r(t) \rightarrow 0$, as can be seen in Fig.3. The continuity of $r(t)$ is a direct consequence of the continuity of the state vector $|\psi(t)\rangle$,

$$\lim_{t \rightarrow 0} |\psi(t)\rangle = \lim_{t \rightarrow 0} e^{-i\hat{H}_1 t} |0\rangle = |0\rangle. \quad (44)$$

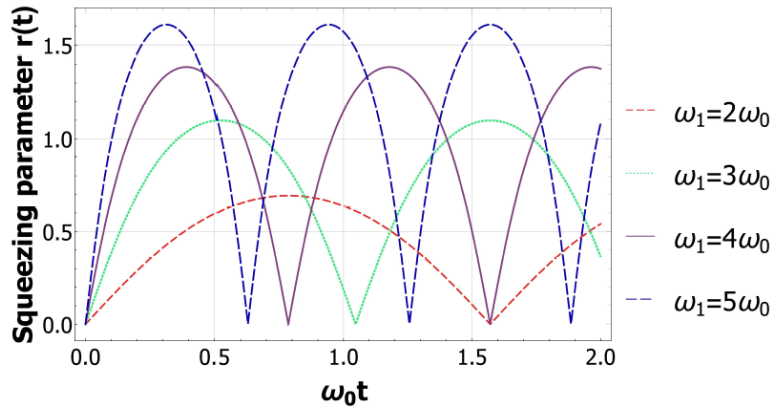


FIG. 3. Squeezing parameter $r(t)$ given by Eq. (43) as a function of time $\omega_0 t$ for different values of the frequency ω_1 achieved after the first frequency jump.

Also, note that the bigger the frequency jump is the higher the maximum value achieved by the SP will be, a result that can be checked by a direct inspection of Fig.3. This maximum value of $r(t)$ is achieved for the first time at $t = \pi/(2\omega_1)$.

We could now analyse how $r(t)$ at an arbitrary (fixed) instant behaves as we vary ω_1 . This behaviour will depend on the characteristics of the function arcosh , as well as on its argument. However, although an oscillatory behaviour will appear, due to the presence of $\sin^2(\omega_1 t)$ in Eq. (43), $r(t)$ will not be a periodic function of ω_1 anymore, since the argument of arcosh is not a periodic function of ω_1 . All these features can be appreciated in the 3D plot of Fig.4. In this figure, on one hand the

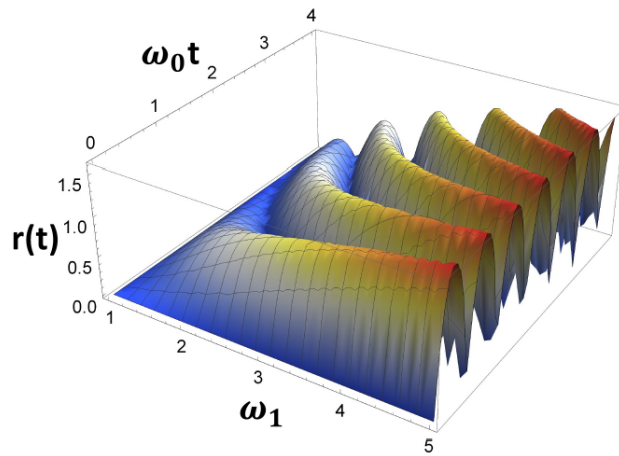


FIG. 4. Tridimensional plot of $r(t)$ as a function of time $\omega_0 t$ and ω_1 . Intersections with vertical planes with constant ω_1 give $r(t)$ as a function of $\omega_0 t$ for different values of ω_1 . Analogously, Intersections with vertical planes with constant t give $r(t)$ as a function of ω_1 for different values of $\omega_0 t$.

behaviour of $r(t)$ as a function of ω_1 (with fixed t) can be obtained by intersecting it with vertical

planes of constant values of t . On the other hand, if we intersect Fig.4 with vertical planes of constant values of ω_1 we reobtain the plots shown in Fig.3.

In Fig.5, we plot variances of the quadrature operators $(\Delta Q_{\lambda=0})^2$ and $(\Delta Q_{\lambda=\pi/2})^2$ as function of time for $\omega_1 = 3\omega_0$. Note that $(\Delta Q_{\lambda=0})^2$ is always below the coherent limit $1/2$ (solid horizontal line) and therefore is squeezed. Since the Heisenberg principle cannot be violated, the other quadrature is always greater than $1/2$ so that the product of both quadratures is never smaller than $1/4$ (dashed horizontal line). It is interesting that at the instant of maximum squeezing the state has a minimum uncertainties product, *i.e.*, is in the Heisenberg limit.

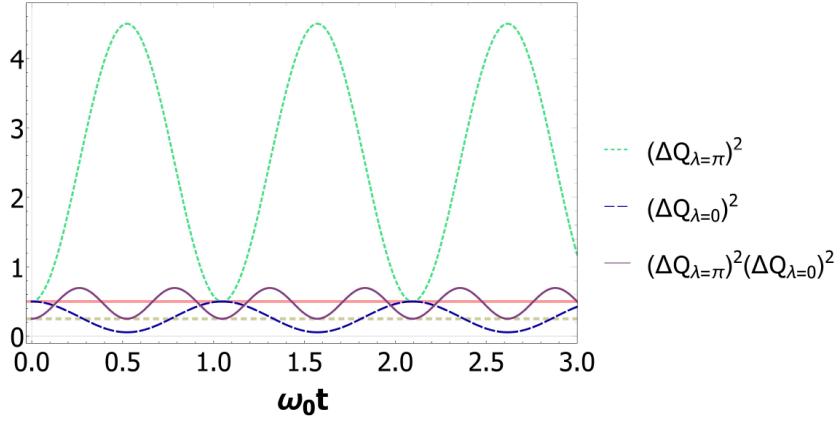


FIG. 5. Variances $(\Delta Q_{\lambda=0})^2$ and $(\Delta Q_{\lambda=\pi/2})^2$ as functions of time for $\omega_1 = 3\omega_0$. The product of these variances is also plotted. The dashed horizontal line is the Heisenberg limit $(\Delta Q_{\lambda})^2 = 1/4$ and the solid horizontal line is the coherent limit.

A comment is in order here. From section II it is known that, evolving a squeezed state with a TEO of the same hamiltonian, introduces dynamics in the squeezed state only through the SPh. So one could naively expect that the variance associated to a given quadrature, say for instance $(\Delta Q_{\lambda=0})^2$, should evolve in time in such a way that it would oscillate around the coherent limit as the spinning of the oval in Figure 1 suggests. In that case, r remains constant and, since the SPh φ is continuously increasing, this generates these oscillations. However, if we have a squeezed state relative to the hamiltonian \hat{H}_0 but evolving in time with the TEO $e^{-i\hat{H}_1 t}$, with $\hat{H}_1 = \frac{1}{2}\hat{p}^2 + \frac{1}{2}\omega_1^2\hat{q}^2$, as it is the case discussed in this subsection, both r and φ depend on time and the time evolution of the variances of the quadratures is more subtle, as shown in Fig.5.

Interval 2

Let us now compute the state of the HO at an arbitrary instant $t > \tau$, that is, after its frequency jumps back to its initial value ω_0 .

Using Eqs. (28), (30) and (32) it can be shown that

$$\begin{aligned}
|\psi(t)\rangle &= \hat{U}_2(t, \tau)|\psi(\tau)\rangle = e^{\lambda_4 \hat{K}_3} |\psi(\tau)\rangle \\
&= \sqrt{|\Lambda_3|^{1/2}} \sum_{n=0}^{\infty} \frac{\sqrt{(2n)!}}{n!} \left[\frac{1}{2} |\Lambda_+| e^{i\vartheta} \right]^n e^{\lambda_4(n+1/4)} |2n\rangle \\
&= \sqrt{|\Lambda_3|^{1/2}} \sum_{n=0}^{\infty} \frac{\sqrt{(2n)!}}{n!} \left[\frac{1}{2} |\Lambda_+| e^{i(\vartheta-2\omega_0(t-\tau))} \right]^n |2n\rangle, \tag{45}
\end{aligned}$$

where the overall phase has been removed again and we have used Eq. (23). A few comments are in order here. First, we recall that in this interval the time evolution of the HO is described by the hamiltonian with the initial frequency ω_0 , namely, $\hat{H}_2 = \frac{1}{2}\hat{p}^2 + \frac{1}{2}\omega_0^2\hat{q}^2$. Therefore, as we have shown before (see Eq. (7)), the SP must remain constant for $t \geq \tau$ with its value $r(\tau)$. In Fig.6 we plot the evolution of the SP, with its oscillatory behavior in interval 1 and its constant value in interval 2 for three different values of τ : one of them leading to the maximum possible value for the SP ($\tau = \frac{5}{6}\pi$), another one with an intermediate value for the SP ($\tau = \frac{59}{62}\pi$), and a third one with a vanishing value for the SP ($\tau = \pi$)

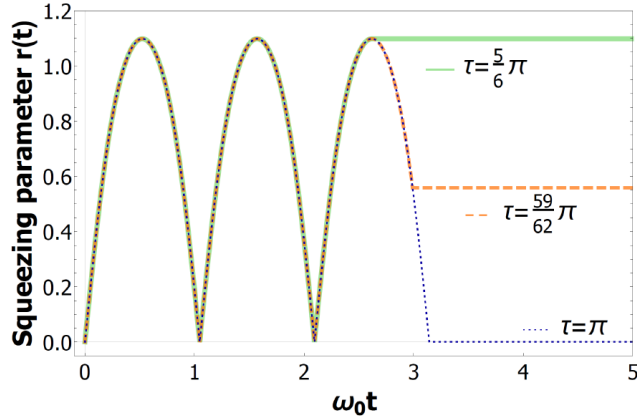


FIG. 6. Squeezing parameter as a function of time for a frequency that undergoes an abrupt change at $t = 0$ from $\omega_0 = 1$ (in arbitrary units) to $\omega_1 = 3\omega_0$ and a second abrupt change at $t = \tau$ from ω_1 back to ω_0 , for different values of τ .

A second comment concerns the time evolution of the variances of the quadrature operators. As we have shown before, evolving the system with the hamiltonian with the initial frequency ω_0 introduces dynamics in the squeezed state only through the SPh (see Eq.(8)). In fact, defining $r_\tau := r(\tau)$ and $\varphi_\tau := \varphi(\tau)$, for any instant $t > \tau$ the vector state of the HO is then given by

$$|\psi(t)\rangle = e^{-i\frac{1}{2}\omega_0(t-\tau)} \sqrt{\text{sech}(r_\tau)} \sum_{n=0}^{\infty} \frac{\sqrt{(2n)!}}{n!} \left[-\frac{1}{2} e^{i(\varphi_\tau-2\omega_0(t-\tau))} \tanh(r_\tau) \right]^n |2n\rangle. \tag{46}$$

so that, from Eqs. (8) and (46) we see that

$$(\Delta Q_\lambda)^2(t) = \frac{1}{2} \left\{ e^{2r\tau} \sin^2 \left[\lambda - \frac{\varphi_\tau}{2} + \omega_0(t - \tau) \right] + e^{-2r\tau} \cos^2 \left[\lambda - \frac{\varphi_\tau}{2} + \omega_0(t - \tau) \right] \right\} \quad (47)$$

An inspection in the previous formula shows that, for $t > \tau$, the variance of any quadrature operator will oscillate between a minimum value, given by $e^{-2r\tau}/2$ and a maximum one, given by $e^{2r\tau}/2$. This behaviour is shown in Fig. 7 which also shows that the behaviour of $(\Delta Q_{\lambda=\pi/2})^2$ for $0 < t \leq \tau$, is in agreement with what was discussed before, in Fig. 5. Depending on the value of τ , the oscillations

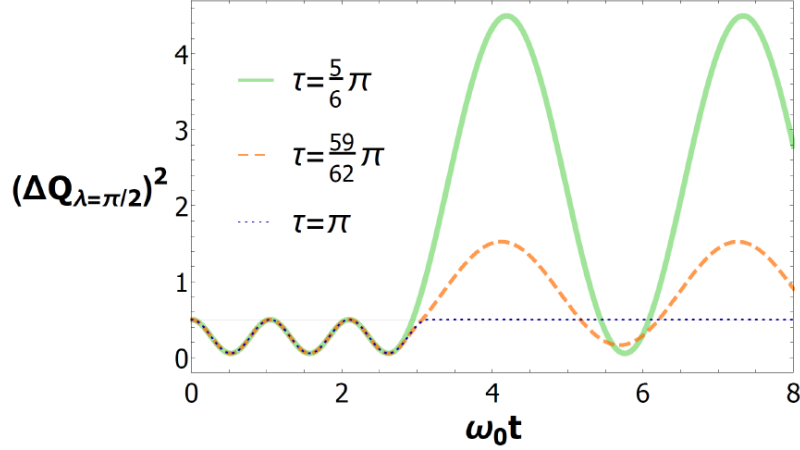


FIG. 7. Plot of the variance $(\Delta Q_{\lambda=\pi/2})^2$ as a function of time for a frequency that undergoes an abrupt change at $t = 0$ from $\omega_0 = 1$ (in arbitrary units) to $\omega_1 = 3\omega_0$ and a second abrupt change at $t = \tau$ from ω_1 back to ω_0 for different values of τ . The values of τ are the same as those used in Fig.6.

of $(\Delta Q_{\lambda=\pi/2})^2$ can have different amplitudes. As can be noted in Fig.7, for $\tau = \pi$ there are no oscillations at all, since for this value of τ the SP is zero and the HO is again in its fundamental state. Note that the oscillations for $t > \tau$, no matter the chosen value for τ , all have the same period $\frac{\pi}{\omega_0}$, as expected.

We finish this section by computing the probability amplitude for the HO to undergo a transition from its fundamental state to an arbitrary energy eigenstate $|n\rangle$ after the frequency jumps abruptly from ω_0 to ω_1 and from ω_1 back to ω_0 after a time interval τ . In other words, we shall compute $P(n) = |\langle n|U(t,0)|0\rangle|^2$, with $t > \tau$. This is known in the optics language as the photon number probability distribution and it is given by¹²

$$P(2n) = \text{sech}(r) \frac{(2n)!}{(n!)^2 2^{2n}} (\tanh r)^{2n}, \quad P(2n+1) = 0. \quad (48)$$

These probabilities sum to unity, as required¹². Using equations written in (34), together with Eqs.

(23), (26), (36) and (38), in Eq. (48), we obtain

$$P(2n) = |\Lambda_3|^{1/2} \frac{(2n)!}{(n!)^2 2^{2n}} |\Lambda_+|^{2n} \quad (49)$$

$$= \frac{(2n)!}{(n!)^2 2^{2n}} \frac{\left(\frac{\omega_1^2 - \omega_0^2}{2\omega_0\omega_1}\right)^{2n} \sin^{2n}(\omega_1\tau)}{\left[1 + \left(\frac{\omega_1^2 - \omega_0^2}{2\omega_0\omega_1}\right)^2 \sin^2(\omega_1\tau)\right]^{(n+1/2)}}. \quad (50)$$

Therefore, the persistence amplitude in the fundamental state is simply given by the substitution on the above equation of $n = 0$, namely

$$Z(\omega_0, \omega_1, \tau) := |\langle 0|\psi(t)\rangle|^2 = \left[1 + \left(\frac{\omega_1^2 - \omega_0^2}{2\omega_0\omega_1}\right)^2 \sin^2(\omega_1\tau)\right]^{-1/2}, \quad (t > \tau). \quad (51)$$

Note that the previous expression does not depend on time, as expected, since after the frequency jumps back from ω_1 to ω_0 the hamiltonian remains constant in time. Note, also, that for $\omega_0 = \omega_1$, which means no jump, $Z(\omega_0, \omega_1; \tau) = 1$, as expected. However, even for $\omega_0 \neq \omega_1$, if $\tau = l\pi/\omega_1$, with $l = 0, 1, 2, \dots$, we will also have $Z(\omega_0, \omega_1; \tau) = 1$.

Once we have the persistence amplitude in the fundamental state, we can immediately write down the probability of excitation of the HO. Denoting it by $P_E(\omega_0, \omega_1, \tau)$, we have

$$P_E(\omega_0, \omega_1, \tau) = 1 - Z(\omega_0, \omega_1, \tau), \quad (52)$$

which, of course, does not depend on time. In Fig.8 we plot P_E as a function of τ for a fixed ω_0 and different values of ω_1 (again, without loss of generality, we have taken $\omega_0 = 1$). In this figure it is evident the periodic behavior of P_E .

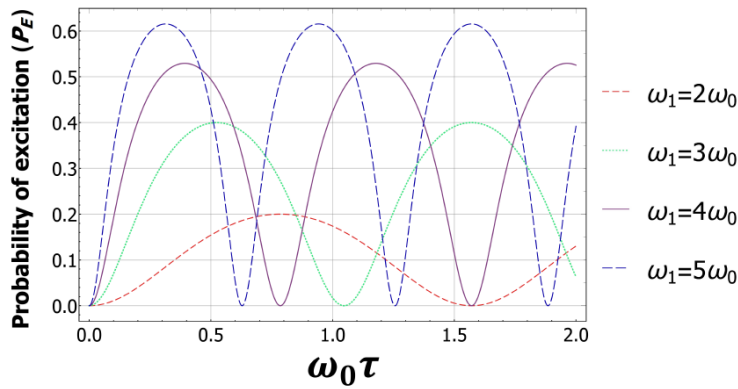


FIG. 8. Probability of excitation P_E of the HO as a function of τ (time interval in which the frequency of the HO has the value ω_1) for a fixed value of ω_0 and different values of ω_1 .

By a direct comparison between Fig.3 and Fig.8 it is clear the close relation between them. However, some care must be taken in comparing these figures, since the former shows the time evolution of the SP $r(t)$ for $t < \tau$ while the latter shows the excitation probability P_E for a fixed t with $t > \tau$, as a function of the time duration τ of the interval 1. It is evident from both figures that both, r and P_E have the same period given by π/ω_1 , but it must be emphasized that, different from the SP, P_E is a smooth function which has an upper bound given by 1, since it is a probability.

We can also analyse how the excitation probability P_E , for a fixed τ , behaves as ω_1 is varied. Although an oscillatory behaviour also appears, due to the presence of $\sin^2(\omega_1 t)$ in Eq. (51), P_E will not be a periodic function of ω_1 anymore, due to the prefactor of $\sin^2(\omega_1 t)$ in this equation. All these features can be appreciated in the 3D plot of Fig.9.

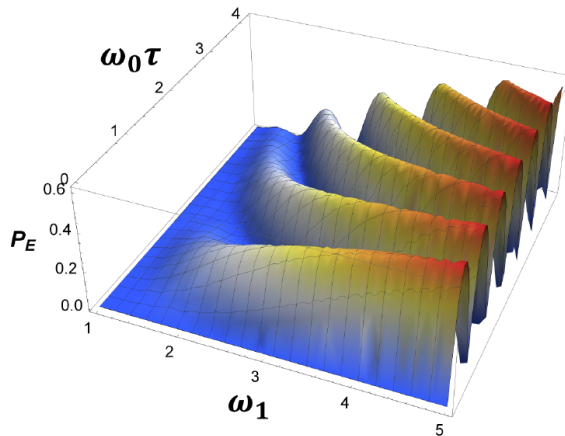


FIG. 9. Tridimensional plot of the excitation probability P_E as a function of the time duration τ of interval 1 and the achieved frequency ω_1 after the first jump.

In Fig.9 the behaviour of P_E as a function of ω_1 (with fixed τ) can be obtained by intersecting it with vertical planes of constant values of τ . On its turn, by intersecting this figure with vertical planes of constant ω_1 we reobtain the plots shown in Fig.8. We finish this section by noting the resemblance of figures 4 and 9, but their similarities must be understood on the grounds of the above comments.

IV. CONCLUSIONS

We have used algebraic methods to solve exactly a harmonic oscillator initially in the fundamental state and subjected to two sudden jumps in the frequency. It is shown that the state of the system after the first jump will evolve to a squeezed state of the initial hamiltonian. This squeezed state is characterized by having a time-dependent periodic SP. The maximum amount of squeezing *i.e.*,

how much the variance of a quadrature is below the value for a coherent state (coherent limit), is determined by the SP. This variances of two quadratures were calculated showing periodic oscillations in time. One of the quadratures is always squeezed while the other, as the Heisenberg principle demands, is always above the coherent limit.

By a second sudden jump returning to the original frequency we have shown that the SP becomes fixed and, depending on the moment when it accounts, the SP can be maximum, zero or any possible value in between. Once the SP is fixed we shown that the variance of the squeezed quadrature begins to oscillate around the coherent limit as the typically behaviour of time-evolution of the system with the initial hamiltonian.

Finally, we have calculated the photon number probability distribution, the persistence amplitude in the fundamental state and the probability of excitation of the HO after the two jumps. We have shown how the latter is closely related to the SP by sharing the same period once is fixed the frequency of the first jump.

Appendix A: Brief derivation of Eq. (24)

In this appendix we shall show that for the Lie algebras defined by the commutation relations

$$\left[\hat{K}_-, \hat{K}_+ \right] = 2\epsilon \hat{K}_3 \quad \text{and} \quad \left[\hat{K}_3, \hat{K}_\pm \right] = \pm \hat{K}_\pm,$$

where for $\epsilon = 1$ we have the $su(1, 1)$ Lie algebra and for $\epsilon = -1$ we have the $su(2)$ Lie algebra, the following factorization is valid

$$e^{\lambda_+ \hat{K}_+ + \lambda_- \hat{K}_- + \lambda_3 \hat{K}_3} = e^{\Lambda_+ \hat{K}_+} e^{\ln(\Lambda_3) \hat{K}_3} e^{\Lambda_- \hat{K}_-}, \quad (\text{A1})$$

where

$$\Lambda_3 = \left(\cosh(\nu) - \frac{\lambda_3}{2\nu} \sinh(\nu) \right)^{-2}; \quad \Lambda_\pm = \frac{2\lambda_\pm \sinh(\nu)}{2\nu \cosh(\nu) - \lambda_3 \sinh(\nu)}, \quad (\text{A2})$$

and $\nu^2 = \frac{1}{4}\lambda_3^2 - \epsilon\lambda_+\lambda_-$. We will factorize these two Lie algebras simultaneously. In our demonstration, the following BCH-like relation

$$e^{\hat{A}} \hat{B} e^{-\hat{A}} = \hat{B} + \left[\hat{A}, \hat{B} \right] + \frac{1}{2!} \left[\hat{A}, \left[\hat{A}, \hat{B} \right] \right] + \frac{1}{3!} \left[\hat{A}, \left[\hat{A}, \left[\hat{A}, \hat{B} \right] \right] \right] + \dots, \quad (\text{A3})$$

will be used repeated times. Firstly, let us re-define the left side of Eq.(A1) as the special case $\theta = 1$ of the operator

$$\hat{F}_1(\theta) = e^{\theta(\lambda_+ \hat{K}_+ + \lambda_- \hat{K}_- + \lambda_3 \hat{K}_3)}. \quad (\text{A4})$$

The basic idea is to find an equivalent expression in the form

$$\hat{F}_1(\theta) = e^{\Lambda_+(\theta)\hat{K}_+} e^{\Sigma_3(\theta)\hat{K}_3} e^{\Lambda_-(\theta)\hat{K}_-}. \quad (\text{A5})$$

This means that we need to find write parameters Λ_+ , Λ_- and Σ_3 in terms of the small lambdas, so that the last two equations are equal. With this goal, we derive both expressions with respect to θ and impose the derivatives to be equal. Doing that and using the previous BCH formula we obtain the following coupled differential equations:

$$\Lambda'_+ - \Sigma'_3 \Lambda_+ + \Lambda'_- e^{-\Sigma_3} \epsilon (\Lambda_+)^2 = \lambda_+, \quad (\text{A6})$$

$$\Sigma'_3 - 2\epsilon \Lambda'_- e^{-\Sigma_3} \Lambda_+ = \Sigma_3, \quad (\text{A7})$$

$$\Lambda'_- e^{-\Sigma_3} = \lambda_-, \quad (\text{A8})$$

where the prime indicates derivative with respect to θ . To solve the above equations we start by decoupling them. Firstly, replacing Eq.(A8) into Eqs.(A6) and (A7) leads to

$$\Lambda'_+ - \Sigma'_3 \Lambda_+ + \epsilon \lambda_- (\Lambda_+)^2 = \lambda_+, \quad (\text{A9})$$

$$\Sigma'_3 - 2\epsilon \lambda_- \Lambda_+ = \lambda_3. \quad (\text{A10})$$

Then, we obtain a differential equation for the function Λ_+ by isolating Σ'_3 from Eq.(A10) and replacing it into Eq.(A9):

$$\boxed{\frac{d}{d\theta} \Lambda_+ = \lambda_+ + \lambda_3 \Lambda_+ + \epsilon \lambda_- (\Lambda_+)^2}. \quad (\text{A11})$$

Eq.(A11) is a first order, quadratic and non-homogeneous ordinary differential equation known as the *Riccati equation*. It has unique solution and can be transformed into an ordinary, homogeneous and second order differential equation with the aid of the transformation

$$\Lambda_+ = -\frac{1}{\epsilon \lambda_-} \frac{1}{u} \frac{du}{d\theta}, \quad (\text{A12})$$

leading to

$$\boxed{\frac{d^2 u}{d\theta^2} + \Gamma \frac{du}{d\theta} + \omega_0^2 u = 0}, \quad (\text{A13})$$

where we defined $\omega_0^2 = \epsilon \lambda_- \lambda_+$ and $\Gamma = -\lambda_3$ in order to identify it as the classical equation of a damped harmonic oscillator with natural frequency ω_0 and damped coefficient Γ . Note that by using Eqs.(A10) and (A12) we can calculate

$$\Sigma_3(\theta) = \lambda_3 \theta - 2\epsilon \lambda_- \left(\frac{1}{\epsilon \lambda_-} \right) \int \frac{du}{u} + C_1 = \lambda_3 \theta - 2 \ln u(\theta) + C_1 \quad (\text{A14})$$

and replacing Eq.(A14) into Eq.(A8) we obtain

$$\Lambda_-(\theta) = \lambda_- \int e^{\Sigma_3(\theta)} d\theta + C_2, \quad (\text{A15})$$

where constants C_1 and C_2 are determined from the initial conditions, namely, $\Sigma_3(\theta = 0) = 0$ and $\Lambda_-(\theta = 0) = 0$. Therefore, once we find $u(\theta)$ we can determine the functions Λ_+ , Λ_- and Σ_3 . Coming back to Eq. (A13), its general solution is given by

$$u(\theta) = e^{-\frac{\Gamma}{2}\theta} (Ae^{\nu\theta} + Be^{-\nu\theta}), \quad (\text{A16})$$

where

$$\nu = \sqrt{\frac{1}{4}\Gamma^2 - \omega_0^2} = \sqrt{\frac{1}{4}\lambda_3^2 - \epsilon\lambda_-\lambda_+} \quad (\text{A17})$$

and constants A and B are determined from the initial conditions. Using the above results in Eq.(A12) we find

$$\Lambda_+(\theta) = -\frac{1}{\epsilon\lambda_-} \frac{1}{u} \left[\left(\nu - \frac{\Gamma}{2} \right) u - 2\nu B e^{-(\frac{\Gamma}{2} + \nu)\theta} \right] = \frac{(\frac{\Gamma}{2} - \nu)}{\epsilon\lambda_-} + \frac{2\nu B e^{-\nu\theta}}{\epsilon\lambda_- [Ae^{\nu\theta} + Be^{-\nu\theta}]}, \quad (\text{A18})$$

and from the initial condition $\Lambda_+(\theta = 0) = 0$ we get $A = \frac{(\nu + \Gamma/2)}{(\nu - \Gamma/2)} B$. Therefore Eq.(A18) becomes

$$\begin{aligned} \Lambda_+(\theta) &= \frac{1}{\epsilon\lambda_-} \left[\left(\frac{\Gamma}{2} - \nu \right) + \frac{2\nu \left(\nu - \frac{\Gamma}{2} \right) e^{-\nu\theta}}{\left[\left(\nu + \frac{\Gamma}{2} \right) e^{\nu\theta} + \left(\nu - \frac{\Gamma}{2} \right) e^{-\nu\theta} \right]} \right] \\ &= \frac{1}{\epsilon\lambda_-} \left[\frac{2 \left(\frac{\Gamma^2}{4} - \nu^2 \right) \sinh(\nu\theta)}{2\nu \cosh(\nu\theta) + \Gamma \sinh(\nu\theta)} \right]. \end{aligned}$$

Now, using definition Eq.(A17) and expressions $\omega_0^2 = \epsilon\lambda_-\lambda_+$ and $\Gamma = -\lambda_3$, we obtain

$$\boxed{\Lambda_+(\theta) = \frac{2\lambda_+ \sinh(\nu\theta)}{2\nu \cosh(\nu\theta) - \lambda_3 \sinh(\nu\theta)},}$$

which leads to the desired expression written in Eq.(A2) if we take $\theta = 1$.

In order to obtain Σ_3 we first replace the solution for $u(\theta)$, Eq.(A16), into Eq.(A14) to get

$$\begin{aligned} \Sigma_3(\theta) &= \lambda_3\theta - 2 \ln \left\{ e^{-\frac{\Gamma}{2}\theta} \left(\frac{(\nu + \Gamma/2)}{(\nu - \Gamma/2)} e^{\nu\theta} + e^{-\nu\theta} \right) B \right\} + C_1 \\ &= (\lambda_3 + \Gamma)\theta - 2 \ln \left(\frac{(\nu + \Gamma/2)}{(\nu - \Gamma/2)} e^{\nu\theta} + e^{-\nu\theta} \right) + D, \end{aligned} \quad (\text{A19})$$

where all constants have been absorbed in D . Using the initial condition $\Sigma_3(0) = 0$ and that $\Gamma = -\lambda_3$ it can be shown that $D = 2 \ln \left(\frac{2\nu}{\nu - \Gamma/2} \right)$. Replacing this result into Eq.(A19) we get

$$\boxed{\Sigma_3(\theta) = \ln \left\{ \left(\cosh(\nu\theta) - \frac{\lambda_3}{2\nu} \sinh(\nu\theta) \right)^{-2} \right\},} \quad (\text{A20})$$

which after taking $\theta = 1$ leads to the desired result of equation in (A2) since in Eq.(A1) Λ_3 is defined as the argument of the logarithm.

Finally, in order to find $\Lambda_-(\theta)$ we replace Eq.(A20) into Eq.(A15) obtaining

$$\begin{aligned}\Lambda_-(\theta) &= \lambda_- \int \frac{\text{sech}^2(\nu\theta)}{\left(1 - \frac{\lambda_3}{2\nu} \tanh(\nu\theta)\right)^2} d\theta + C_2 \\ &= \frac{2\lambda_-}{\lambda_3} \left(\frac{2\nu \cosh(\nu\theta)}{2\nu \cosh(\nu\theta) - \lambda_3 \sinh(\nu\theta)} \right) + C_2.\end{aligned}\quad (\text{A21})$$

Using the initial condition for Λ_- it can be shown that $C_2 = -\frac{2\lambda_-}{\lambda_3}$. Substituting this result in Eq.(A21) we finally obtain

$$\boxed{\Lambda_-(\theta) = \frac{2\lambda_- \sinh(\nu\theta)}{2\nu \cosh(\nu\theta) - \lambda_3 \sinh(\nu\theta)}}, \quad (\text{A22})$$

which leads to the desired result after taking $\theta = 1$.

ACKNOWLEDGMENTS

The authors acknowledge Reinaldo F. de Melo e Souza, M. V. Cougo-Pinto and P.A. Maia Neto for enlightening discussions. The authors thank the Brazilian agencies for scientific and technological research CAPES, CNPq and FAPERJ for partial financial support.

* Correspondence to: danielmartinezt@gmail.com

REFERENCES

- ¹ J. J. Sakurai and J. Napolitano, *Modern Quantum Mechanics*, 2nd edition (Addison-Wesley, San Francisco, 2011).
- ² D. J. Griffiths and D. F. Schroeter, *Introduction to Quantum Mechanics*, 3rd edition (Cambridge University Press, Cambridge, 2018).
- ³ M. O. Scully and M. S. Zubairy, *Quantum Optics* (Cambridge University Press, Cambridge, 1977).
- ⁴ W. Greiner and J. Reinhardt, *Field Quantization* (Springer-Verlag, Berlin, 1996).
- ⁵ S. C. Johnson and T. D. Gutierrez, "Visualizing the phonon wave function," *Am. J. Phys.* **70**(3) 227–237 (2002).
- ⁶ J. Klauder and B. Skagerstam, *Coherent States: Applications in Physics and Mathematical Physics* (World scientific, Singapore, 1985).
- ⁷ J. P Gazeau, *Coherent States in Quantum Physics* (Wiley-VCH, Weinheim, 2009).
- ⁸ T. G. Philbin, "Generalized coherent states," *Am. J. Phys.* **82**(8), 742–748 (2014).

- ⁹ B. R. Holstein, “Forced harmonic oscillator: A path integral approach,” *Am. J. Phys.* **53**(8), 723-725 (1985).
- ¹⁰ V. M. Vyas, “Airy wavepackets are Perelomov coherent states,” *Am. J. Phys.* **86**(10), 750–754 (2018).
- ¹¹ L. Mandel and E. Wolf, *Optical Coherence and Quantum Optics* (Cambridge University Press, Cambridge, 1995).
- ¹² P. M. Radmore and S. M. Barnett, *Methods in Theoretical Quantum Optics* (Clarendon Press, Oxford, 1997).
- ¹³ D. F. Walls, “Squeezed states of light,” *Nature*. **306**(5939), 141–146 (1983).
- ¹⁴ J. Janszky and Y. Y. Yushin, “Squeezing via frequency jump,” *Opt. Comm.* **59**(2), 151–154 (1986).
- ¹⁵ X. Ma and W. Rhodes, “Squeezing in harmonic oscillators with time-dependent frequencies,” *Phys. Rev. A.* **39**(4), 1941–1947 (1989).
- ¹⁶ C. F. Lo, “How does a squeezed state of a general driven time-dependent oscillator evolve?,” *Phys. Scr.* **42**(4), 389–392 (1990).
- ¹⁷ H. A. Gersch, “Time evolution of minimum uncertainty states of a harmonic oscillator,” *Am. J. Phys.* **60**(11), 1024-1030 (1992).
- ¹⁸ H. Yuen and J. Shapiro, “Optical communication with two-photon coherent states–Part I: Quantum-state propagation and quantum-noise,” *IEEE Trans. Inf. Theory.* **24**(6), 657–668 (1978).
- ¹⁹ H. Yuen and J. Shapiro, “Optical communication with two-photon coherent states–Part III: Quantum measurements realizable with photoemissive detectors,” *IEEE Trans. Inf. Theory.* **26**(1), 78–92 (1980).
- ²⁰ A. Abramovici *et. al.*, “LIGO: the Laser Interferometer Gravitational-Wave Observatory,” *Science.* **256**(5055), 325–333 (1992).
- ²¹ A. Aasi *et. al.*, (LIGO Scientific Collaboration), “Enhanced sensitivity of the LIGO gravitational wave detector by using squeezed states of light,” *Nat. Phot.* **7**(8), 613–619 (2013).
- ²² B. P. Abbott *et. al.* (LIGO Scientific Collaboration and Virgo Collaboration), “Observation of Gravitational Waves from a Binary Black Hole Merger,” *Phys. Rev. Lett.* **116**(6), 061102-1–061102-18 (2016)
- ²³ T. Fujii, S. Matsuo, N. Hatakenaka, S. Kurihara and A. Zeilinger, “Quantum circuit analog of the dynamical Casimir effect,” *Phys. Rev. B.* **84**(17), 174521-1–174521-9 (2011).
- ²⁴ G. S. Agarwal and S. A. Kumar, “Exact quantum-statistical dynamics of an oscillator with time-dependent frequency and generation of nonclassical states,” *Phys. Rev. Lett.* **67**(26), 3665–3668 (1991)
- ²⁵ N. A. Lemos and C. P. Natividade, “Harmonic oscillator in expanding universes,” *Il Nuovo Cimento B* (1971-1996). **99**(2), 211–225 (1987).
- ²⁶ F. Pascoal and C. Farina, “Particle creation in a Robertson-Walker universe revisited,” *Int J. Theor. Phys.* **43**(11), 2950–2955 (2007).
- ²⁷ L. Parker and D. Toms, *Quantum Field Theory in Curved Space: Quantized Fields and Gravity* (Cambridge University

Press, Cambridge, 2009).

- ²⁸ K. Husimi, “Miscellanea in elementary quantum mechanics II,” *Prog. Theor. Phys.* **9**(4), 381–402 (1953).
- ²⁹ H. R. Lewis Jr. and W. B. Riesenfeld, “An exact quantum theory of the time-dependent harmonic oscillator and of a charged particle in a time-dependent electromagnetic field,” *J. Math. Phys.* **10**(8), 1458–1473 (1969).
- ³⁰ V. S. Popov and A. M. Perelomov, “Parametric Excitation of a Quantum Oscillator,” *Sov. Phys. JETP.* **29**(4), 738–745 (1969).
- ³¹ I. A. Malkin and V. I. Man’Ko, “Coherent states and excitation of N-dimensional non-stationary forced oscillator,” *Phys. Lett. A.* **32**(4), 243–244 (1970).
- ³² I. A. Malkin, V. I. Man’Ko and D. A. Trifonov, “Coherent states and transition probabilities in a time-dependent electromagnetic field,” *Phys. Rev. D.* **2**(8), 1371 (1970).
- ³³ V. V. Dodonov and A. V. Dodonov, “Quantum harmonic oscillator and nonstationary Casimir effect,” *J. Russ. Laser Res.* **26**(8), 445–483 (2005).
- ³⁴ Incio A. Pedrosa, G. P. Serra and I. Guedes, “Wave functions of a time-dependent harmonic oscillator with and without a singular perturbation,” *Phys. Rev. A.* **56**(5), 4300 (1997).
- ³⁵ I. A. Pedrosa, “Exact wave functions of a harmonic oscillator with time-dependent mass and frequency,” *Phys. Rev. A.* **55**(4), 3219 (1997).
- ³⁶ Hector Moya-Cessa and Manuel Fernández Guasti “Coherent states for the time dependent harmonic oscillator: the step function,” *Phys. Lett. A.* **311**(4), 1–5 (2003).
- ³⁷ M. Andrews, “Invariant operators for quadratic Hamiltonians,” *Am. J. Phys.* **67**(4), 336–343 (1999).
- ³⁸ A. Del Campo, “Frictionless quantum quenches in ultracold gases: A quantum-dynamical microscope,” *Phys. Rev. A.* **84**(3), 031606 (2011).
- ³⁹ Erik Torrontegui, *et. al.* *Shortcuts to adiabaticity*, Vol. 62, pp. 117–169. (In *Advances in atomic, molecular, and optical physics*, Academic Press, 2013).
- ⁴⁰ David Gury-Odelin, *et. al.*, “Shortcuts to adiabaticity: concepts, methods, and applications,” *Rev. Mod. Phys.* **91**(4), 045001 (2019).
- ⁴¹ C. M. Cheng and P. C. W. Fung, “The evolution operator technique in solving the Schrodinger equation, and its application to disentangling exponential operators and solving the problem of a mass-varying harmonic oscillator,” *J. Phys. A* **21**(22), 4115 (1988).
- ⁴² C. C. Gerry and M. F. Plumb, “Evolution of SU (1, 1) coherent states in harmonic oscillators with time-dependent masses,” *J. Phys. A.* **23**(17), 3997 (1990).
- ⁴³ C. F. Lo, “Squeezing by tuning the oscillator frequency,” *J. Phys. A.* **23**(7), 1155 (1990).

- ⁴⁴ J. Twamley, “Quantum behavior of general time-dependent quadratic systems linearly coupled to a bath,” *Phys. Rev. A.* **48**(4), 2627 (1993).
- ⁴⁵ T. Kiss, J. Janszky and P. Adam, “Time evolution of harmonic oscillators with time-dependent parameters: A step-function approximation,” *Phys. Rev. A.* **49**(6), 4935 (1994).
- ⁴⁶ C. F. Lo, “Generating displaced and squeezed number states by a general driven time-dependent oscillator,” *Phys. Rev. A.* **43**(1), 404 (1991).
- ⁴⁷ Alberes Lopes de Lima, Alexandre Rosas and I. A. Pedrosa, “On the quantum motion of a generalized time-dependent forced harmonic oscillator,” *Ann. Phys. (N. Y.)*. **323**(9), 2253–2264 (2008).
- ⁴⁸ V. V. Dodonov and V. I. Man’Ko, “Coherent states and the resonance of a quantum damped oscillator,” *Phys. Rev. A.* **20**(2), 550 (1979).
- ⁴⁹ M. Sebawe Abdalla and R. K. Colegrave, “Harmonic oscillator with strongly pulsating mass under the action of a driving force,” *Phys. Rev. A.* **32**(4), 1958 (1985).
- ⁵⁰ J. Janszky and P. Adam, “Strong squeezing by repeated frequency jumps,” *Phys. Rev. A.* **46**(9), 6091–6092 (1992).
- ⁵¹ T. Kiss, P. Adam and J. Janszky, “Time-evolution of a harmonic oscillator: jumps between two frequencies,” *Phys. Lett. A.* **192**(5-6), 311–315 (1994).
- ⁵² C. Aslangul, “Sudden expansion or squeezing of a harmonic oscillator,” *Am. J. Phys.* **63**(11), 1021-1025 (1995).
- ⁵³ C. P. Natividade, “Semiclassical approximation and exact evaluation of the propagator for a harmonic oscillator with time-dependent frequency”, *Am. J. Phys.* **56**, 921–922 (1988).
- ⁵⁴ B. R. Holstein, “The adiabatic propagator”, *Am. J. Phys.* **57**(8), 714–720 (1989).
- ⁵⁵ C. Farina and A. J. Segú-Santonja, “Schwinger’s method for a harmonic oscillator with a time-dependent frequency”, *Phys. Lett. A.* **184**(1), 23–28 (1993).
- ⁵⁶ H. F. Baker, “Further Applications of Matrix Notation to Integration Problems,” *Proc. London Math. Soc.* **1**(1), 347–360 (1901).
- ⁵⁷ H. F. Baker, “Alternants and Continuous Groups,” *Proc. London Math. Soc.* **2**(1), 24–47 (1905).
- ⁵⁸ J. E. Campbell, “On a Law of Combination of Operators bearing on the Theory of Continuous Transformation Groups,” *Proc. London Math. Soc.* **1**(1), 381–390 (1896).
- ⁵⁹ J. E. Campbell, “On a Law of Combination of Operators (Second Paper),” *Proc. London Math. Soc.* **1**(1), 14–32 (1897).
- ⁶⁰ F. Hausdorff, ‘Die symbolische Exponentialformel in der Gruppentheorie,’ *Berichte Verandl. Sächs. Akad. Wiss. Leipzig, Math. Naturw. Kl.* **58**, 19–48 (1906).
- ⁶¹ D. R. Truax, “Baker-Campbell-Hausdorff relations and unitarity of $SU(2)$ and $SU(1,1)$ squeeze operators,” *Phys. Rev.*

D. 31(8), 1988–1991 (1985).