

Decentralized Cross-Blockchain Asset Transfers

Marten Sigwart

Distributed Systems Group, TU Wien, Vienna, Austria
m.sigwart@dsg.tuwien.ac.at

Christof Spanring

Pantos GmbH, Vienna, Austria
contact@pantos.io

Philipp Frauenthaler

Distributed Systems Group, TU Wien, Vienna, Austria
p.frauenthaler@dsg.tuwien.ac.at

Stefan Schulte

Distributed Systems Group, TU Wien, Vienna, Austria
s.schulte@dsg.tuwien.ac.at

ABSTRACT

Today, solutions for cross-blockchain asset transfers are either tailored for specific assets, require certain means of cross-blockchain communication, or neglect finality guarantees that prevent assets from getting lost in transit.

In this paper, we present a cross-blockchain asset transfer protocol that supports arbitrary assets, is adaptable to different means of cross-blockchain communication, and adheres to requirements such as finality. The ability to freely transfer assets between blockchains may increase transaction throughput and provide developers with more flexibility by allowing them to design digital assets that leverage the capacities and capabilities of multiple blockchains.

KEYWORDS

Cross-blockchain asset transfers, cross-blockchain communication, blockchain interoperability

1 INTRODUCTION

With its ability to store data and perform computations in a decentralized and immutable manner, blockchain technology shows potential in a wide range of application areas such as finance [26], business process management [31], supply chain management [34], or healthcare [25].

To address the diverse requirements of these areas, a variety of independent and unconnected blockchains has been developed [32]. As it is unlikely that a single blockchain emerges that caters to the needs of all these different areas [38], there is a strong need for interoperability. Especially in scenarios where assets—digital representations of value—are managed on-chain, the lack of interoperability leads to a vendor lock-in as assets cannot leave the blockchain platform on which they were issued.

This vendor lock-in exposes projects to significant risks such as limited scalability [8], the risk that the underlying blockchain sinks into insignificance [6], and the inability to take advantage of new features offered by novel blockchains [32].

Of course, a centralized entity can be deployed to migrate assets from one blockchain to another. However, if asset holders have to rely completely on that entity, this contradicts the demand for decentralization being the reason for the adoption of blockchain technology in the first place.

By enabling decentralized cross-blockchain asset transfers, these problems can be averted without having to trust a centralized entity [32]. The ability to transfer assets to arbitrary blockchains at will would remove the need to commit to a particular blockchain at launch. Rather, assets could be migrated to new blockchains

offering novel functionality or better security at any time [32]. Another potential use case of cross-blockchain asset transfers arises in the context of sidechains [4, 30]. The idea is that an asset can be transferred to and subsequently processed on multiple “side” blockchains, thus reducing the workload of the original blockchain.

One way to exchange assets between independent blockchains is via atomic swaps [17]. However, atomic swaps do not constitute true cross-blockchain asset transfers as no asset is transferred from one blockchain to the other but rather ownership of different assets changes in an atomic fashion without the different assets leaving their respective blockchains. True cross-blockchain asset transfers, on the contrary, achieve that an asset actually moves from one blockchain to the other, enabling users to hold different denominations of the same asset type on multiple blockchains, and to shift these denominations freely between the involved blockchains.

While schemes for true cross-blockchain asset transfers have been proposed before, most of these solutions are designed with specific means of cross-blockchain communication in mind and thus put strong interdependence constraints on the participating blockchains. Further, most solutions neglect important requirements for cross-blockchain asset transfers, such as finality guarantees, that prevent assets from getting lost in transit.

Thus, in this paper, we first derive a set of general requirements that need to be fulfilled by cross-blockchain asset transfers, and then propose a protocol that (a) is compliant with the defined requirements and (b) does not impose interdependence constraints on the involved blockchains. The proposed protocol abstracts means of cross-blockchain communication and can thus be adapted to fit different blockchains and use cases.

The contributions of this paper can be summed up as follows.

- We formally define functional requirements for cross-blockchain asset transfers.
- We define protocol specifications for enabling cross-blockchain asset transfers that are decentralized, secure and not-reliant on specific means of cross-blockchain communication.
- We evaluate the proposed protocols on public Ethereum test networks using a proof-of-concept implementation for EVM¹-based blockchains.

To this end, Section 2 introduces notations and definitions that are used in Section 3 to formally define the requirements and protocols for cross-blockchain asset transfers. Section 4 evaluates the

¹Ethereum Virtual Machine

proposed protocols with regard to cost, duration, security, and features using a proof-of-concept implementation. Section 5 provides an overview of related work. Finally, Section 6 concludes the paper.

2 BACKGROUND

This section introduces some notations and definitions necessary for describing the requirements and specification of the proposed cross-blockchain asset transfer protocol.

As has been mentioned in Section 1, cross-blockchain asset transfers ideally enable users to hold different denominations of the same asset on multiple blockchains at the same time, i.e., users are free to choose on which blockchain they want to hold their assets. An asset can be seen as anything holding some value with a corresponding representation on a blockchain.

Assets can generally be divided into fungible and non-fungible assets [29]. Fungibility implies that two entities of the same asset can be used interchangeably. Cryptocurrencies like Bitcoin or Ether are fungible assets. A further example for fungible assets are Ethereum tokens following the ERC20 standard. On the other hand, non-fungible assets are uniquely identifiable, i.e., one entity cannot be simply substituted by another entity. For instance, Cryptokitties are non-fungible assets.

One can further distinguish between native and user-defined assets [29]. Native assets are inherently part of a particular blockchain. One cannot exist without the other, e.g., the Bitcoin and Ether cryptocurrencies and the Bitcoin and Ethereum blockchains, respectively. However, certain blockchains provide the capability to define almost arbitrary programs, so-called smart contracts. These smart contracts are often used to implement use-case specific assets with their own set of rules, e.g., ERC20 tokens [9]. Contrary to native assets, user-defined assets are not bound to specific blockchains, they could potentially be deployed on any blockchain with the according scripting capabilities to express the asset's rules.

This work concentrates on user-defined assets since the goal is to provide an asset that allows users to hold different amounts of the same asset on multiple blockchains at the same time. We formally define an asset A as a set where the set's members represent the asset's smallest indivisible entities (asset entities). For instance, the smallest indivisible entity of a fungible asset like Bitcoin is a Satoshi (i.e., 0.00000001 BTC). For a non-fungible asset like Cryptokitties, the smallest indivisible entity is a single "cryptokitty". Accordingly, $|A|$ represents the total supply of the asset.

We define the set of blockchains between which cross-blockchain asset transfers can take place by the finite set B . Each blockchain $b \in B$ can host multiple smart contracts. Out of these smart contracts, one contract is responsible for managing asset A on b . We denote this particular smart contract as c_b for each $b \in B$.

We assume blockchains to roughly follow the model devised by Satoshi Nakamoto [26]. The state of the blockchain is updated by means of transactions. Transactions are cryptographically-signed instructions that are created outside the blockchain and bundled into new blocks. New blocks are broadcast to nodes in a peer-to-peer network. Participating nodes validate each new block along with its transactions and append the block to their local copy of the blockchain only if they accept it as valid. If a new block is accepted

as valid by the majority of participants, the block defines the new state of the blockchain.

Transactions can be used to transfer the native asset of the blockchain, to store arbitrary data, or to trigger the execution of smart contracts. In the latter case, the transaction's payload contains parameters based on which the smart contracts may change their associated state. For instance, a transaction payload containing a sender, a recipient and an amount could trigger a smart contract causing the transfer of some user-defined asset from the sender to the recipient.

We specify transactions as a tuple containing the elements of the payload which serve as parameters for the invoked contract. In particular, we use $tx := \langle param_1, \dots, param_n \rangle$ to denote a transaction tx with a payload containing n parameters. Further, we define the function *calledContract(tx)* to return the address of the smart contract that was triggered by transaction tx . The execution of transactions may fail, for instance, if a user does not have enough funds for a transfer or some condition is violated. For this, we define function *isSuccessful(tx)* to return *true* or *false* depending on whether the transaction was executed successfully or not.

Every transaction is signed by some off-chain user $u \in U$ before submitted to the blockchain. *submitter(tx)* denotes the user that signed tx . Users can be the owners of a subset of asset A on each participating blockchain $b \in B$. Subsequently, the set $A_u^b \subseteq A$ defines the entities of asset A that are owned by a particular user $u \in U$ on blockchain b .

Finally, for two blockchains $src, dest \in B$ and two users $sender, recipient \in U$, we define a cross-blockchain asset transfer as transfer of some $X \subseteq A$ from user *sender* on source blockchain *src* to user *recipient* on destination blockchain *dest*.

3 CROSS-BLOCKCHAIN ASSET TRANSFERS

In this section, we first define requirements for cross-blockchain asset transfers and then use these requirements as the foundation to define a decentralized cross-blockchain asset transfer protocol. Fundamental to the protocol is the ability to communicate state information between blockchains. In particular, the protocol relies on the ability to verify the inclusion of transactions across blockchains. However, the protocol treats transaction inclusion verifications as a blackbox, i.e., the protocol does not pose any restrictions on the concrete mechanism that is used for cross-blockchain communication. Different solutions for cross-blockchain communication and how these can be used to perform transaction inclusion verifications are explained in Section 3.3.

3.1 Requirements

As defined in Section 2, a cross-blockchain asset transfer for an asset A constitutes the transfer of ownership of some subset $X \subseteq A$ from some user *sender* on a source blockchain *src* to another user *recipient* on a destination blockchain *dest*.

Before the transfer, X must only exist on blockchain *src*, and after the transfer, the asset must only exist on blockchain *dest*. At no point should X exist on both blockchains in parallel, since the accidental duplication of asset entities can potentially lead to a deflation of the asset's value. Hence, a cross-blockchain asset

transfer should only be successful, i.e., X is created on $dest$, if X has been priorly burned (i.e., destroyed) on src .

Therefore, before X can be recreated on $dest$, $dest$ needs some kind of evidence that X has already been burned on src . If we assume that it is possible to provide such evidence guaranteeing that X has been burned on src and that this evidence can be used to recreate X on $dest$, two further requirements emerge. First, faking the evidence needs to be prevented at all cost. Users should not be able to counterfeit evidence certifying that X has been burned on src without it actually having occurred. Second, if the evidence is correct (i.e., it has not been faked), it should only be usable once to recreate X on a different blockchain, i.e., on blockchain $dest$. Hence, evidence of X having been burned on src cannot be used multiple times to recreate X on other blockchains. Essentially, disregard of any of these requirements would enable users to illegally create new entities of asset A out of nothing—again potentially deflating the value of the asset and decreasing trust in this particular asset.

A further requirement comes up when trying to prevent the opposite, an accidental inflation of the asset’s value. Accidental inflation could take place if X is burned on src without ever being recreated on $dest$ reducing the total supply of A . Hence, cross-blockchain asset transfers need to be eventually finalized as not to decrease the total supply of A over time. That is, either the transfer is executed completely or it fails with no intermediate state persisting.

Finally, it could be the case that the source blockchain src needs to perform some action if and only if a certain cross-blockchain asset transfer has been executed successfully (i.e., X has been successfully recreated on destination blockchain $dest$). For instance, imagine a business deal where some user $buyer$ wants to buy asset entities $Y \subseteq A'$, with $A' \cap A = \emptyset$, from another user $seller$. While asset A' lives exclusively on the source blockchain src , user $buyer$ aims to buy Y with cross-blockchain asset A , transferring X from themselves on blockchain src to user $seller$ on blockchain $dest$. Therefore, ownership of Y can change on src if and only if it is ensured that the transfer of X was successful, i.e., blockchain src must retrieve a confirmation of the successful transfer.

To sum up, we define the general requirements for a cross-blockchain asset transfer as follows.

Requirement 1: Ownership.

When a user $sender$ wants to burn X on blockchain src , X should only be burned if $X \subseteq A_{sender}^{src}$.

Requirement 2: No Claim Without Burn.

When transferring some $X \subseteq A$ from the source blockchain src to the destination blockchain $dest$, X should only be recreated on $dest$, if it can be proven that X has already been burned on src . That is, it should not be possible to counterfeit the burning of asset entities.

Requirement 3: Double Spend Prevention.

Double spending must be prevented at all times. That is, if X is burned on one blockchain, X can only be recreated once on one other blockchain.

Requirement 4: Decentralized Finality.

If X is burned on one blockchain, X is always recreated on another blockchain within a certain time limit t . Further, finality should not be dependent on a single actor (centralized), rather any participant should be able to finalize transfers (decentralized).

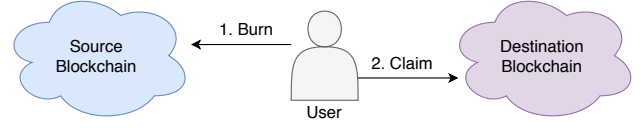


Figure 1: Base protocol for cross-blockchain asset transfers

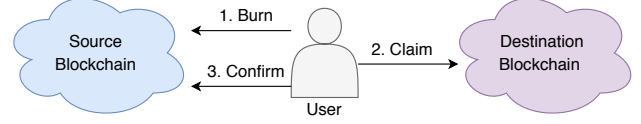


Figure 2: Protocol extension to provide transfer confirmations

Requirement 5: Transfer Confirmation (optional).

After burning X on source blockchain src , src will eventually receive a confirmation that X has been successfully recreated on another blockchain. Analogous to decentralized finality, any user should be able to submit confirmations.

In the next section, we define a cross-blockchain asset transfer protocol that fulfils these requirements. To this end, we first define a base protocol that fulfils Requirements 1 to 4. We then provide an extension of the protocol in order to also account for Requirement 5.

3.2 Protocol

As mentioned above, a cross-blockchain asset transfer should only be successful if the asset is first burned on the source blockchain and then recreated on the destination blockchain (Requirement 2). This requires at least two steps, one “burn” step on the source blockchain, and one “claim” step on the destination blockchain (see Figure 1). With this in mind, we can outline a minimal protocol for cross-blockchain asset transfers.

3.2.1 Base Protocol.

A minimal protocol for cross-blockchain asset transfers consists of a BURN transaction tx_{BURN} submitted to source blockchain src and a CLAIM transaction tx_{CLAIM} submitted to destination blockchain $dest$. The specification is outlined in Protocol 1.

As a first step, some user $sender$ creates transaction tx_{BURN} . The payload of tx_{BURN} contains the user intended as recipient of the transfer ($recipient$), an identifier representing the desired destination blockchain ($dest$), and the asset entities to be transferred (X).

User $sender$ then signs and submits tx_{BURN} to the source blockchain src invoking smart contract c_{src} which manages asset A on blockchain src (Step 1.a). The smart contract then performs the following steps. First, it verifies that the specified destination blockchain $dest$ is actually part of the cross-blockchain ecosystem (Step 1.(b)i). Second, the contract makes sure that user $sender$ is actually the current owner of X on blockchain src (Step 1.(b)ii). If both checks are successful, X is burned on src (Step 1.(b)iii).

Once tx_{BURN} is included in blockchain src and confirmed by enough succeeding blocks, any user $u \in U$ can construct the CLAIM transaction tx_{CLAIM} . The payload of tx_{CLAIM} consists of transaction

Protocol 1 Base protocol for cross-blockchain asset transfers

Goal: For two blockchains $src, dest \in B$ and two users $sender, recipient \in U$, transfer $X \subseteq A$ from src to $dest$ and change ownership of X from $sender$ to $recipient$.

1. **Burn.** User $sender$ creates a new BURN transaction $tx_{BURN} := \langle recipient, dest, X \rangle$.
 - (a) User $sender$ signs and submits tx_{BURN} to source blockchain src invoking contract c_{src} , i.e., the contract managing asset A on src .
 - (b) When being invoked, contract c_{src} performs the following operations.
 - (i) Verify $dest \in B$ to make sure that the specified blockchain $dest$ is part of the cross-blockchain ecosystem.
 - (ii) Verify $X \subseteq A_{sender}^{src}$ to make sure that user $sender$ owns the asset entities she wants to transfer on blockchain src .
 - (iii) When all checks are successful, the asset entities to be transferred are burned, i.e., $A_{sender}^{src} = A_{sender}^{src} \setminus X$.
 2. **Claim.** Once tx_{BURN} has been successfully executed on blockchain src , any user $u \in U$ can construct the CLAIM transaction $tx_{CLAIM} := \langle tx_{BURN}, proof_{tx_{BURN}} \rangle$. Variable $proof_{tx_{BURN}}$ contains data which can be used to prove the successful execution and inclusion of tx_{BURN} within blockchain src .
 - (a) User u signs and submits tx_{CLAIM} to some blockchain $b \in B$ invoking contract c_b , i.e., the contract managing asset A on b .
 - (b) When being invoked, contract c_b performs the following steps.
 - (i) Verify $b = dest$ to ensure that the executing blockchain b is the intended destination blockchain $dest$. Note that $dest, recipient$, and X are available within c_b as these variables are contained within the payload of tx_{BURN} .
 - (ii) Verify $tx_{BURN} \notin T_{BURN}$ where T_{BURN} is the set of BURN transactions that have already been used to claim entities of asset A on $dest$. This ensures that BURN transactions cannot be used multiple times for claiming.
 - (iii) Run $verifyInclusion(tx_{BURN}, proof_{tx_{BURN}}, src)$ to verify that tx_{BURN} has been included in blockchain src and is confirmed by enough blocks. The details of transaction inclusion verifications are explained in Section 3.3.
 - (iv) Verify $calledContract(tx_{BURN}) = c_{src}$ to make sure that the contract that has been invoked by tx_{BURN} is a contract authorized for managing asset A on blockchain src .
 - (v) Verify that $isSuccessful(tx_{BURN})$ returns true to ensure that the execution of c_{src} has been completed without any error.
 - (vi) If $timeoutReached(tx_{BURN}, proof_{tx_{BURN}}, src)$ returns true, user $recipient$ has not submitted tx_{CLAIM} in time. Hence, the user $u = submitter(tx_{CLAIM})$ that submitted tx_{CLAIM} receives a transfer fee $X_{fee} \subseteq X$ as reward for finalizing the transfer, i.e., $A_u^{dest} = A_u^{dest} \cup X_{fee}$. Otherwise, no fee will be paid to u (i.e., $X_{fee} = \emptyset$) resulting in all asset entities being transferred to $recipient$ (see next step).
 - (vii) Assign ownership of the transferred asset entities to user $recipient$, i.e., $A_{recipient}^{dest} = A_{recipient}^{dest} \cup (X \setminus X_{fee})$.
 - (viii) Add tx_{BURN} to the set of already used BURN transactions, i.e., $T_{BURN} = T_{BURN} \cup \{tx_{BURN}\}$.
-

tx_{BURN} and some proof data that can be used to verify the inclusion of tx_{BURN} in blockchain src ($proof_{tx_{BURN}}$). Note that if only the sender or only the recipient of the transfer were allowed to submit tx_{CLAIM} , the finality of the transfer (Requirement 4) would be entirely dependent on that particular user, e.g., the user could simply decide not to submit tx_{CLAIM} .

User u then signs and submits tx_{CLAIM} to some blockchain $b \in B$ invoking the contract c_b managing A on blockchain b (Step 2.a).

The contract then performs the following steps. First, it verifies that b is the intended destination blockchain $dest$ (Step 2.(b)i). Second, it is verified that tx_{BURN} has not been used to claim X on b before (Step 2.(b)ii). Third, if both checks are successful, the transaction inclusion verification is carried out.

As mentioned above, the protocol treats transaction inclusion verifications as a blackbox. More precisely, the protocol requires a smart contract on the destination blockchain $dest$ that simply provides an answer to the question whether a certain transaction has been included in the source blockchain src by returning either *true* or *false*. We elaborate on approaches that can be used to implement such a contract in Section 3.3. The transaction inclusion verification is carried out by passing tx_{BURN} and proof data $proof_{tx_{BURN}}$ to the smart contract capable of performing transaction inclusion verifications for blockchain src (Step 2.(b)iii). If this smart contract returns true, it means that tx_{BURN} is included and confirmed in src .

After verifying the inclusion of tx_{BURN} in blockchain src , the contract c_b verifies that the contract that burned X on src is a valid contract authorized for managing A on src (Step 2.(b)iv). If this is the case, contract c_b further checks that tx_{BURN} was successful, i.e., the execution of contract c_{src} has been completed without any error, e.g., constraint violations (Step 2.(b)v). This check covers the case that in some blockchains transactions may be included even if the triggered smart contract execution was not successful. While this is the case for blockchains such as Ethereum, other blockchains may not include such transactions at all.

The above checks guarantee that tx_{CLAIM} can only be executed successfully with a corresponding successful tx_{BURN} . However, an additional mechanism is needed to account for Requirement 4, transfer finality. In particular, it needs to be ensured that when transaction tx_{BURN} takes place on blockchain src , eventually also the corresponding tx_{CLAIM} is submitted to destination blockchain $dest$.

Usually, the incentive for transfer finalization lies with the recipient of the transfer since the recipient wants to receive the transferred asset entities. However, in case the recipient is indisposed to submit tx_{CLAIM} for some reason, the protocol offers an incentive in the form of a transfer fee to other users. That is, any user u that successfully submits tx_{CLAIM} gets assigned a subset $X_{fee} \subseteq X$ as reward (Step 2.(b)vi). However, to provide user $recipient$ with the chance to receive all entities of X , other users are only eligible to

Protocol 2 Extension for transfer confirmations on the source blockchain

Goal: For two blockchains $src, dest \in B$ and two users $sender, recipient \in U$, transfer $X \subseteq A$ from src to $dest$ and change ownership of X from $sender$ to $recipient$. Confirm finalization of transfer on src .

1. **Burn.** Similar to Protocol 1, user $sender$ creates a new BURN transaction $tx_{\text{BURN}} := \langle recipient, dest, X, Y \rangle$. Contrary to Protocol 1, tx_{BURN} contains an additional variable $Y \subseteq A$ representing the stake that will act as reward for users submitting a confirmation transaction to src once the transfer has been completed on $dest$.
 - (a) User $sender$ signs and submits tx_{BURN} to source blockchain src invoking contract c_{src} .
 - (b) When being invoked, contract c_{src} performs the following steps.
 - (i) Perform all verification steps from Step 1.b of Protocol 1.
 - (ii) Verify $Y \subseteq A_{sender}^{src}$ to make sure that user $sender$ owns the asset entities she wants to use as stake on blockchain src .
 - (iii) Verify $Y \cap X = \emptyset$, i.e., X and Y are disjoint, to ensure that the asset entities intended to be transferred are not used as stake and vice versa.
 - (iv) When all checks are successful, the asset entities to be transferred are burned and the stake is locked, i.e.,
$$A_{sender}^{src} = A_{sender}^{src} \setminus (X \cup Y).$$
 2. **Claim.** To claim the entities of asset A on destination blockchain $dest$, the same steps as for tx_{CLAIM} in Protocol 1 are performed.
 3. **Confirm.** Once tx_{CLAIM} has been successfully executed on blockchain $dest$, any user $u \in U$ can now construct a CONFIRM transaction $tx_{\text{CONFIRM}} := \langle tx_{\text{CLAIM}}, proof_{tx_{\text{CLAIM}}} \rangle$. Variable $proof_{tx_{\text{CLAIM}}}$ contains data which can be used to prove the successful execution and inclusion of tx_{CLAIM} within blockchain $dest$.
 - (a) User u signs and submits tx_{CONFIRM} to the source blockchain src invoking contract c_{src} .
 - (b) When being invoked, contract c_{src} performs the following steps.
 - (i) Verify $tx_{\text{CLAIM}} \notin T_{\text{CLAIM}}$ where T_{CLAIM} is the set of CLAIM transactions that have already been used for confirming transfer finalization on src . This ensures that CLAIM transactions cannot be used multiple times.
 - (ii) Verify $calledContract(tx_{\text{BURN}}) = c_{src}$ to ensure that tx_{CONFIRM} invokes the same contract that has been invoked by tx_{BURN} .
 - (iii) Run $verifyInclusion(tx_{\text{CLAIM}}, proof_{tx_{\text{CLAIM}}}, dest)$ to verify that tx_{CLAIM} has been included in blockchain $dest$ and is confirmed by enough blocks. The details of transaction inclusion verifications are explained in Section 3.3.
 - (iv) Verify $calledContract(tx_{\text{CLAIM}}) = c_{dest}$ to make sure that the contract that has been invoked by tx_{CLAIM} is the contract managing asset A on $dest$ as intended by tx_{BURN} .
 - (v) Verify that $isSuccessful(tx_{\text{CLAIM}})$ returns true to ensure that the execution of c_{dest} has been completed without any error.
 - (vi) If all checks are successful, it is ensured that X has already been burned on src and claimed on $dest$. Hence, the cross-blockchain asset transfer can be seen as confirmed.
 - (vii) Check if timeout for submitting tx_{confirm} is reached. If so, user $sender$ has not submitted tx_{CONFIRM} in time. Hence, the user $u = submitter(tx_{\text{CONFIRM}})$ that submitted tx_{CONFIRM} receives the locked stake from tx_{BURN} as reward for providing the confirmation of the corresponding claim, i.e., $A_u^{src} = A_u^{src} \cup Y$. If not, user $sender$ gets back control of the locked stake, i.e.,
$$A_{sender}^{src} = A_{sender}^{src} \cup Y,$$
 regardless of which user submitted tx_{confirm} .
 - (viii) Add tx_{CLAIM} to the set of already used CLAIM transactions, i.e., $T_{\text{CLAIM}} = T_{\text{CLAIM}} \cup \{tx_{\text{CLAIM}}\}$.
-

receive the fee if they submit tx_{CLAIM} after a certain time period t has elapsed.

Time period t is defined by the number of blocks that succeed the block containing tx_{BURN} on source blockchain src . Hence, when being invoked by tx_{claim} , c_{dest} additionally queries the smart contract implementing the transaction inclusion verifications whether the block containing tx_{BURN} is confirmed by at least t succeeding blocks. If this is the case, the time period t is considered elapsed, the user that submitted tx_{CLAIM} receives the transfer fee X_{fee} , and user $recipient$ receives the rest $X \setminus X_{fee}$. If not, user $recipient$ always receives the entire set X (i.e., $X_{fee} = \emptyset$), even if another user submitted tx_{CLAIM} (Step 2.(b)vii).

Finally, to ensure that tx_{BURN} cannot be used to claim X on b again, tx_{BURN} is added to the set of already used BURN transactions T_{BURN} (Step 2.(b)viii).

3.2.2 Protocol Extension for Transfer Confirmations.

Protocol 1 provides finality by incentivizing users to submit tx_{CLAIM}

for each tx_{BURN} . However, only the destination blockchain $dest$ can be entirely certain that a cross-blockchain asset transfer was completed successfully. Source blockchain src never actually learns about the finalization of the transfer. To circumvent this, we can augment Protocol 1 by adding a third kind of transaction (CONFIRM) which can be used to confirm the successful cross-blockchain asset transfer back to src as displayed in Figure 2.

The extension of the protocol is specified in Protocol 2. At first, transaction tx_{BURN} is submitted to the source blockchain src . The payload of tx_{BURN} has remained largely the same except one additional field Y . Y is a subset of asset A and represents a certain amount of stake that will act as reward for users submitting a CONFIRM transaction to src .

When user $sender$ submits tx_{BURN} to src (Step 1.a), c_{src} first performs the same verifications as in Protocol 1 (Step 1.(b)i). Additionally, a couple of checks concerning the stake Y are performed. First, it is verified that user $sender$ is the owner of Y on blockchain src

(Step 1.(b)ii). Second, it is verified that the sets X and Y are disjoint (Step 1.(b)iii). That is, the asset entities intended to be transferred should not be used as stake and vice versa. If all verifications are successful, X is burned on src and Y is locked (Step 1.(b)iv).

Once tx_{BURN} is included in src , any user can create and submit transaction tx_{CLAIM} containing tx_{BURN} and a corresponding proof data $proof_{tx_{BURN}}$ to the destination blockchain $dest$. The steps performed when the corresponding smart contract c_{dest} is invoked are identical to those in Protocol 1.

With tx_{CLAIM} being successfully executed and included in blockchain $dest$, the successful transfer now needs to be reported back to source blockchain src . For that, any user can submit a CONFIRM transaction $tx_{CONFIRM}$ to src (Step 3.a).

When being invoked by $tx_{CONFIRM}$, contract c_{src} performs the following steps. First, it is verified that tx_{CLAIM} has not already been used for confirming transfer finalization (Step 3.(b)i). Second, it is verified that contract c_{src} is the contract that has actually burned X , i.e., whether c_{src} has been invoked by tx_{BURN} (Step 3.(b)ii). This check ensures that contract c_{src} is the intended receiver of the confirmation. Third, it is verified that tx_{CLAIM} is included in $dest$ by means of transaction inclusion verification (Step 3.(b)iii). Fourth, c_{src} verifies that the contract invoked by tx_{CLAIM} is the correct contract managing asset A on the intended destination blockchain $dest$ (Step 3.(b)iv). $dest$ can be extracted from tx_{BURN} which is included in the payload of the provided tx_{CLAIM} . Fifth, contract c_{src} checks that tx_{CLAIM} was successful, i.e., the execution of contract c_{dest} has been completed without any error (Step 3.(b)v).

If all checks are successful, contract c_{src} can be certain that not only tx_{BURN} has been successfully executed but that the corresponding tx_{CLAIM} finalized the transfer on blockchain $dest$ (Step 3.(b)vi). To reward user u for submitting $tx_{CONFIRM}$ to src , the locked stake Y from tx_{BURN} is assigned to u (Step 3.(b)vii). This provides an incentive for users to submit $tx_{CONFIRM}$ to src for finalized cross-blockchain asset transfers.

To provide the initiator of the transfer (i.e., user *sender*) the opportunity to withdraw her locked stake, a similar approach as for the transfer fee of tx_{CLAIM} is deployed. That is, a certain timeout determines who gets assigned the locked stake Y when $tx_{CONFIRM}$ is submitted. Before the timeout, only *sender* is eligible for the stake. After the timeout, anyone submitting $tx_{CONFIRM}$ subsequently earns Y as reward. As contract c_{src} executes both the burning of entities and confirmations, it can track the time difference between the two events. In our proof-of-concept implementation (see Section 4), the block number of the block containing tx_{BURN} is used as start time. When processing the confirmation, contract c_{src} then calculates the absolute difference between the current block number (i.e., the block number of the block that will contain $tx_{CONFIRM}$) and the start time. If the distance is greater than a certain threshold, the timeout is considered elapsed.

The protocols above treat transaction inclusion verifications as a blackbox. How these verifications can be realized in practice is outlined in the next section. The evaluation of the protocols can be found in Section 4.

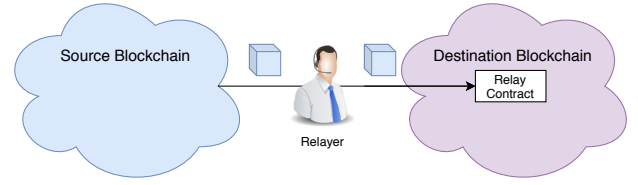


Figure 3: Blockchain relay

3.3 Cross-Blockchain Communication

The protocols described in Section 3.2 both rely on the involved blockchains being able to verify the inclusion and confirmation of transactions on the respective other blockchains. For instance, blockchain $dest$ must be able to verify whether some transaction tx is included and confirmed in blockchain src and vice versa. For successful transaction inclusion verifications, state information of one blockchain needs to be communicated to the other blockchain. Ideally, this cross-blockchain communication is decentralized in the sense that no centralized party needs to be trusted for the validity of the information. In this section, we look in detail at existing solutions for cross-blockchain communication and describe how these solutions can be leveraged to enable transaction inclusion verifications in a decentralized manner.

3.3.1 Blockchain Relays.

Blockchain relays are one cross-blockchain communication technique for realizing transaction inclusion verifications [7]. Blockchain relays operate by having a set of off-chain clients continuously relaying block headers from a source blockchain to a destination blockchain, resulting in the source blockchain essentially being replicated within the destination blockchain. Each relayed block header is validated on the destination blockchain according to the validation rules of the source blockchain. As block headers do not contain any transaction, only a small fraction of the space needed to store full blocks is consumed on the destination blockchain.

With the block headers of the source blockchain replicated, state information about the source blockchain can be queried from within the destination blockchain, e.g., what is the current longest branch of the source blockchain, or is a certain block header confirmed by at least x succeeding block headers. Further, transactions within a block are stored in a special data structure called Merkle tree [27]. Since the root hash of the Merkle tree is also stored in the block header, it becomes possible on the destination blockchain to verify whether some transaction is included within a particular block of the source blockchain. For that, users construct a so-called Merkle proof of membership [27]. The proof is submitted to the destination blockchain on which the proof is used to recalculate the root hash of the corresponding Merkle tree. If the calculated root hash matches the root hash of the stored block header, the destination blockchain can be certain that the transaction is in fact included within the corresponding block of the source blockchain. This technique is also known as Simplified Payment Verification (SPV) [26].

3.3.2 Oracles.

Another way to realize cross-blockchain communication is offered by oracles or more generally data on-chaining solutions [16]. While

different kinds of oracles exist, one approach that can be leveraged for transaction inclusion verifications are voting-based oracles.

In a voting-based oracle, the smart contract on the destination blockchain that wants to verify the inclusion of some transaction tx in the source blockchain src would start a vote by posting the question “Is tx included in blockchain src and confirmed by enough succeeding blocks?” to a special oracle contract on the destination blockchain. The oracle contract starts a voting period during which other users can post their answer (yes or no). When the voting period ends, the answer with the most votes wins and is provided back to the contract that started the vote. The users that voted for the winning answer gain a reward. This provides an incentive to a) submit a vote, and b) submit a vote to the answer that is likely voted for by the majority in order to have a chance of winning the reward.

Several implementations of voting-based oracles exist [1, 11, 20, 28]. While voting-based oracles are promising for on-chaining data especially in scenarios where the truthfulness of data cannot be objectively verified on-chain, challenges of voting-based oracles include Sybil or lazy voting attacks [16].

Blockchain relays, on the other hand, provide an on-chain answer to the question whether a certain transaction is included in the source blockchain. This way, blockchain relays operate in a completely decentralized manner. As long as at least one honest client submits the correct block headers of the source blockchain, the relay cannot be corrupted by malicious clients submitting illegal block headers [13]. Voting-based oracles rely on the majority of clients acting honestly. Hence, in the following section, we evaluate the proposed cross-blockchain asset transfer protocols using a prototypical implementation that leverages blockchain relays as mechanism for transaction inclusion verifications.

4 EVALUATION

In this section, we evaluate the proposed cross-blockchain asset transfer protocols with regard to the defined requirements and conduct a quantitative analysis evaluating transfer cost and duration. For the analysis, we provide a full-fledged proof-of-concept implementation of our protocols for EVM-based blockchains such as Ethereum and Ethereum Classic. The prototype as well as the evaluation scripts used for obtaining the results presented in Section 4.3 are available as open-source project on GitHub².

4.1 Prototype

As mentioned above, the prototype used for the quantitative analysis is implemented for EVM-based blockchains. The advantages of targeting EVM-based blockchains first are twofold. First, EVM-based blockchains such as Ethereum are today among the most popular blockchains with regard to decentralized applications (DApps) and digital assets [8, 10]. Cross-blockchain transfer capabilities for EVM-based blockchains can thus enhance the utility of a majority of available assets. The second reason is rather practical. As quite a few EVM-based blockchains exist³, multiple blockchains can be targeted with only a single implementation. However, note that the proposed protocols do not pose any restrictions on the concrete

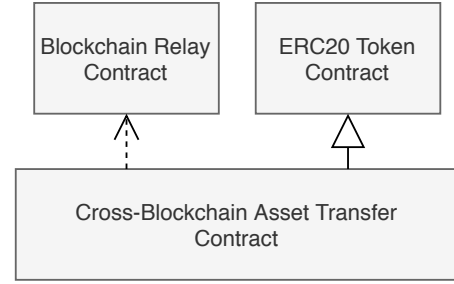


Figure 4: UML class diagram of the smart contract implementing cross-blockchain asset transfers

means of cross-blockchain communication. As long as a blockchain provides sufficient scripting capabilities to implement the concepts of the protocol as well as some kind of cross-blockchain communication (e.g., oracles or relays), the solution can be easily adopted beyond EVM-based blockchains.

Figure 4 shows the UML class diagram of the smart contract implementing cross-blockchain asset transfers (i.e., contract c_i in our protocol). An ERC20 token is used as asset. To provide standard ERC20 functionality like ownership, the contract inherits from an ERC20 implementation offered by OpenZeppelin⁴. For transaction inclusion verifications, the prototype leverages the Testimonium blockchain relay for EVM-based blockchains⁵. The relay can be accessed by an external relay smart contract that provides an interface for transaction inclusion verifications.

A transaction in Ethereum consists of the fields *nonce*, *gasPrice*, *gasLimit*, *to*, *value*, *data*, and a signature (v, r, s) [36]. Field *data* contains the payload (e.g., the parameters for a smart contract invocation) of the transaction. Field *to* contains the address of the smart contract that was invoked by the transaction (i.e., function *calledContract(tx)* in our protocol). The submitter *submitter(tx)* of the transaction can be calculated out of the signature fields v, r , and s .

Notably, the transaction data does not contain information about the execution status of the transaction, i.e., whether the execution succeeded or failed. In Ethereum, this information is stored in another data structure, the so-called transaction receipt. For each transaction there exists a corresponding receipt that contains among other fields any events that were emitted during the execution of the transaction and a status flag indicating the successful execution of the transaction. Thus, when evaluating function *isSuccessful(tx)* in our protocols, the smart contract must have access to the receipt of tx as well.

In Ethereum, transactions and receipts are kept in separate Merkle trees which do not contain references to each other. The only thing that links transaction and receipt logically within a block is that their position in their respective trees is identical. Both, the inclusion of the transaction and the receipt, can be verified via Merkle proofs of memberships using their respective Merkle trees.

Thus, to make sure that receipt and transaction belong together, both Merkle proofs need to be evaluated along the same search path.

²<https://github.com/pf92/x-chain-protocols>

³<https://crypt0.zone/dag-file-size/CLO/2926154>

⁴<https://docs.openzeppelin.com/contracts/2.x/erc20>

⁵<https://github.com/pantos-io/testimonium>

Hence, in our prototype, the proof data certifying the inclusion of a transaction (e.g., $proof_{tx_{BURN}}$) not only contains a Merkle proof for the transaction itself but also for the receipt of the transaction, and the search path along which the Merkle proofs need to be evaluated.

4.2 Requirements Analysis

This section evaluates the protocols with regard to the requirements defined in Section 3.1.

Requirement 1: Ownership.

The requirement states that a user *sender* must own subset X of asset A on source blockchain *src* before she can transfer it. When user *sender* submits a BURN transaction tx_{BURN} invoking contract c_{src} , the contract verifies that $X \subseteq A_{sender}^{src}$ (see Step 1.(b)ii of Protocol 1) making sure that user *sender* is the owner of X on *src*. Hence, we consider Requirement 1 as fulfilled.

Requirement 2: No Claim Without Burn.

Requirement 2 states that claiming X on blockchain *dest* should only take place if X has been burned on source blockchain *src*.

To claim X on *dest*, a user u submits a CLAIM transaction tx_{CLAIM} . As defined by Protocol 1, the user provides tx_{BURN} as well as some proof data in the payload of tx_{CLAIM} . Before recreating X , the asset contract c_{dest} on blockchain *dest* performs several checks.

First, it is verified that tx_{BURN} is included in the source blockchain *src* and confirmed by enough blocks (see Step 2.(b)iii of Protocol 1). Second, the protocol checks that tx_{BURN} indeed invoked asset contract c_{src} on the source blockchain *src* (see Step 2.(b)iv of Protocol 1). Third, contract c_{dest} verifies that the execution of tx_{BURN} was successful (see Step 2.(b)v of Protocol 1).

These three checks ensure that assets are only created on the destination blockchain *dest* if and only if they have been successfully burned by the contract c_{src} on source blockchain *src*.

Of course, user u can try to counterfeit tx_{BURN} . For instance, she can set up her own asset contract c'_{src} on blockchain *src* that mimics the behaviour of the actual asset contract c_{src} and submit a BURN transaction tx'_{BURN} invoking c'_{src} . She then submits a CLAIM transaction containing tx'_{BURN} as well as $proof_{tx'_{BURN}}$ to blockchain *dest*, invoking the asset contract c_{dest} . Just from the transaction payload, c_{dest} has no way of knowing that tx'_{BURN} is invalid. The transaction inclusion verification will also be valid. However, Protocol 1 checks which smart contract has been invoked by tx'_{BURN} on the source blockchain *src* (Step 2.(b)iv of Protocol 1). Since $calledContract(tx'_{BURN}) = c'_{src} \neq c_{src}$, the claim is rejected even though tx'_{BURN} seems a valid and successfully executed BURN transaction.

User u can also try to create fake proof data $fake_{tx_{BURN}}$ for a seemingly valid transaction tx_{BURN} that has not yet been included in blockchain *src* though. In this case, $verifyInclusion(tx_{BURN}, fake_{tx_{BURN}}, src)$ returns *false* and the claim request is rejected (Step 2.(b)iv of Protocol 1).

Obviously, the fulfillment of this requirement strongly depends on the security of the used transaction inclusion verification mechanism. A security analysis of the mechanism used in our proof of concept implementation can be found in [13].

Requirement 3: Double Spend Prevention.

To prevent users from claiming burned assets multiple times by

reusing the same BURN transaction tx_{BURN} , two conditions need to be fulfilled. First, it should not be possible to claim assets on the destination blockchain *dest* multiple times using the same BURN transaction tx_{BURN} . Second, it should not be possible to use tx_{BURN} for claiming assets on any blockchain other than *dest*.

To ensure the first condition, all BURN transactions that have already been used within CLAIM transactions are stored in a set T_{BURN} within asset contract c_{dest} . When c_{dest} is invoked by a new CLAIM transaction tx_{CLAIM} , it only executes the claim if the provided BURN transaction tx_{BURN} is not yet included in T_{BURN} (see Step 2.(b)ii of Protocol 1).

The second condition is fulfilled by encoding an identifier of the desired destination blockchain *dest* within BURN transactions. When an asset contract c_b on some blockchain b is invoked by a CLAIM transaction containing tx_{BURN} , c_b can verify whether it is the intended destination contract by comparing $b = dest$ (Step 2.(b)i of Protocol 1). If not, the claim is rejected.

Since these two conditions are ensured by the protocol, Requirement 3 can be considered fulfilled as well.

Requirement 4: Decentralized Finality.

Decentralized finality requires that each transfer with a successfully executed BURN transaction tx_{BURN} on source blockchain *src* is eventually finalized by a corresponding CLAIM transaction tx_{CLAIM} submitted to destination blockchain *dest*, and that this finalization process is not dependent on a single actor.

For the analysis of finality, we make use of the BAR (Byzantine, Altruistic, Rational) model [2] which has found application in security analysis for blockchain protocols and extensions before (e.g., [13, 18, 19]). Under this model, byzantine users may depart arbitrarily from the protocol for any reason, e.g., they may be faulty or malicious; altruistic users always adhere to the protocol rules regardless of whether deviations would lead to a higher profit; and rational users are always aiming at maximizing profit according to some utility function meaning that these users will deviate from the protocol if they expect doing so to yield a higher profit than following the protocol rules.

Finality depends on the continuous participation of off-chain users since at least two transactions have to be submitted to two different blockchains to complete the protocol. Since users that submit transactions incur costs, participation should be motivated by an appropriate incentive structure.

The protocol in this paper offers a reward to users submitting the CLAIM transaction. As the reward is at least as high as the submission cost of CLAIM transactions (see Section 4.3), rational users have an economic incentive to finalize transfers. However, in any protocol, rational users according to the BAR model cannot be fully trusted to act rationally in the sense of the protocol's incentive structure since seemingly irrational behavior might be perfectly rational in the context of a larger ecosystem with the protocol being part of it [12]. For instance, rational users might aim at yielding profit in the larger ecosystem by finding ways to bet against the protocol or the value of the asset.

Therefore, rational users are not guaranteed to comply to the protocol rules even with perfectly aligned incentives. In fact, building an open and permissionless system that withstands all participants potentially deviating from the protocol rules appears fundamentally

impossible [12]. Thus, in our protocol, not only the users directly involved in a transfer are allowed to post the CLAIM transaction, but rather any user of the system can do it. This provides stronger finalization guarantees as finalization does not depend on a single user acting honestly. Rather, it is sufficient if one user out of all users is altruistic to ensure finalization.

Requirement 5: Transfer Confirmation (optional).

With Requirements 1 to 4 fulfilled, cross-blockchain asset transfers with decentralized finality can be realized. However, in Protocol 1 only the destination blockchain *dest* knows when a transfer is finalized. Source blockchain *src* has no way of knowing about the finalization. We have thus proposed Protocol 2 as extension of Protocol 1 to fulfill the additional requirement of providing *src* with a finalization confirmation. The confirmation takes place in the form of an additional transaction tx_{CONFIRM} being submitted to *src*.

In a way, tx_{CONFIRM} also has to comply with Requirements 2 to 4. That is, tx_{CONFIRM} should only be successful if there exists a corresponding CLAIM transaction tx_{CLAIM} successfully executed on *dest* (Requirement 2); it should not be possible to confirm tx_{CLAIM} multiple times (Requirement 3); after a CLAIM transaction tx_{CLAIM} is successfully executed on *dest*, the corresponding CONFIRM transaction tx_{CONFIRM} is eventually submitted to *src* (Requirement 4).

The requirements are fulfilled by Protocol 2 using the same strategy that is applied for CLAIM transactions. That is, similar to how a CLAIM transaction’s payload contains a BURN transaction and corresponding proof data, tx_{CONFIRM} consists of a CLAIM transaction tx_{CLAIM} and corresponding proof data $proof_{tx_{\text{CLAIM}}}$.

To fulfill Requirement 2, asset contract c_{src} performs the following checks when being invoked by a CONFIRM transaction tx_{CONFIRM} . First, c_{src} verifies that tx_{CLAIM} is included in blockchain *dest* and confirmed by enough blocks (see Step 3.(b)iii of Protocol 2). Second, the contract verifies that the provided CLAIM transaction tx_{CLAIM} has indeed invoked asset contract c_{dest} on blockchain *dest* (see Step 3.(b)iv of Protocol 2). Third, c_{src} checks that tx_{CLAIM} has been successfully executed on blockchain *dest* (see Step 3.(b)v of Protocol 2). With these checks in place, Requirement 2 holds also for CONFIRM transactions.

To fulfill Requirement 3, it should not be possible to use the same CLAIM transaction tx_{CLAIM} multiple times on blockchain *src* as well as it should not be possible to use tx_{CLAIM} on any blockchain other than *src* for confirming transfer finalization. The first condition is ensured by adding each CLAIM transaction tx_{CLAIM} that has been successfully confirmed to a set T_{CLAIM} (see Step 3.(b)viii of Protocol 2). Whenever c_{src} is invoked, it is checked whether tx_{CLAIM} provided within tx_{CONFIRM} is included in T_{CLAIM} (see Step 3.(b)i of Protocol 2). If so, the request is rejected. To ensure the second condition, the asset contract that has been invoked by the BURN transaction contained within tx_{CLAIM} is compared to c_{src} (see Step 3.(b)ii of Protocol 2). If they match, c_{src} is the intended receiver of the finalization confirmation.

To ensure that each transfer finalization is eventually confirmed on *src* (Requirement 4), an incentive structure similar to that used for transfer finalization is employed. Essentially, whenever some user *sender* submits a BURN transaction tx_{BURN} to blockchain *src*, she has to provide some stake *Y*. If user *sender* does not post tx_{CONFIRM} before a timeout, any user can redeem *Y* by submitting tx_{CONFIRM}

to *src*. Hence, there is an economic incentive for users to confirm transfer finalizations on *src*. Applying the same chain of reasoning used above for analyzing eventual finality reveals that as long as at least one altruistic user is participating, each transfer finalization on blockchain *dest* is eventually confirmed on blockchain *src*.

As the additional CONFIRM transaction tx_{CONFIRM} complies to Requirements 2 to 4, we consider the requirement for transfer confirmations to be fulfilled by Protocol 2.

4.3 Quantitative Analysis

With the functional requirements fulfilled, this section analyzes transfer cost and duration using the developed proof-of-concept implementation. For that, we conduct cross-blockchain asset transfers between the public Ethereum test networks Rinkeby and Ropsten. Rinkeby and Ropsten are identical with respect to Ethereum Virtual Machine (EVM) and inter-block time (about 15 seconds). The main difference is the consensus algorithm used. Rinkeby uses Proof of Authority (PoA) and Ropsten uses Proof of Work (PoW). However, the execution of smart contracts is independent of the consensus algorithm. Therefore, evaluating transfers in one direction provides a sufficient estimation of transfer cost and duration. Our evaluation consists of conducting 500 transfers of 1 ERC20 token from Rinkeby to Ropsten, i.e., BURN and CONFIRM transactions are submitted to Rinkeby whereas CLAIM transactions are posted on Ropsten. For simplicity reasons, as the protocol extension (Protocol 2) also includes the steps of Protocol 1, we only use the implementation of the protocol extension (see Protocol2.sol⁶) for our experiment. The corresponding smart contract has been deployed on both Rinkeby⁷ and Ropsten⁸.

4.3.1 Transfer Cost.

For every performed transfer, we measure the gas consumption of all three transaction types. The obtained results are outlined in Figure 6. Note that the figure contains the gas consumption for the protocol as well as the gas consumption of the Testimonium blockchain relay used for verifying the inclusion of transactions.

The total gas consumption of Protocol 1 is about 343.5 kGas (standard deviation 25.81 kGas), calculated as the sum of tx_{BURN} and tx_{CLAIM} . The total gas consumption of Protocol 2 is about 744.4 kGas (standard deviation 46.01 kGas). Protocol 2 additionally includes the gas consumption of tx_{CONFIRM} leading to the higher total. With an exemplary exchange rate of about 130.10 EUR per ETH and a gas price of 1.5 GWei, this results in transfer costs of about 0.07, and 0.15 EUR for Protocol 1 and Protocol 2, respectively. Notably, transaction inclusion verification mechanisms may require a fee possibly increasing overall cost. For simplicity, in our experiments, we set the fee that has to be paid to the Testimonium blockchain relay for each inclusion verification to zero.

The execution of tx_{BURN} is the cheapest followed by tx_{CLAIM} followed by tx_{CONFIRM} . The differences can be explained by the different payloads of each transaction type. As the payload of tx_{BURN} does not consist of any other transaction and proof data, less data needs to be passed to and processed by the asset contract leading to a lower gas consumption. On the contrary, tx_{CLAIM} contains tx_{BURN} as

⁶<https://github.com/pf92/x-chain-protocols/blob/master/contracts/Protocol2.sol>

⁷<https://rinkeby.etherscan.io/address/0x17e225fb242f5359915583b760808aae4b1c5623>

⁸<https://ropsten.etherscan.io/address/0xa2a7d22993259c842c0af0a47779046a5818712b>

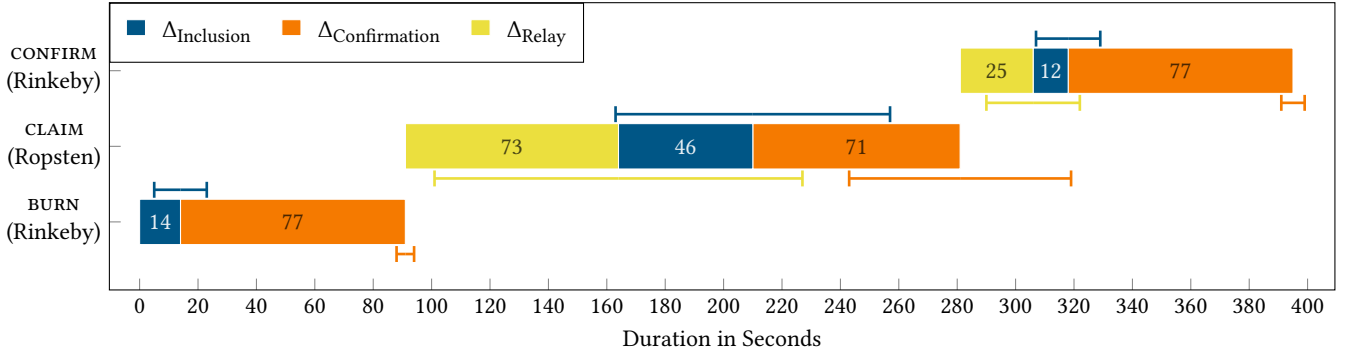


Figure 5: Avg. Transaction Durations *

* thin bars depict the standard deviation

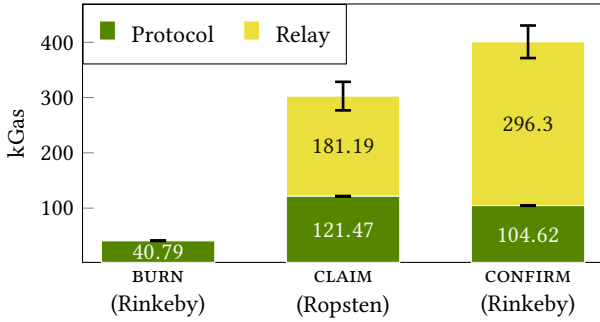


Figure 6: Avg. Transaction Gas Consumption

well as proof data for tx_{BURN} and tx_{CONFIRM} contains tx_{CLAIM} together with the corresponding proof data leading to the overall higher gas consumptions.

The gas consumption of transaction inclusion verifications depends on the concrete means of cross-blockchain communication, i.e., in our case the Testimonium relay. The relay requires Merkle proofs of membership to be passed as proof data. As such, the gas consumption of the relay not only consists of the execution cost but also of the cost of the data required for the execution. In our case, the gas consumption of the relay is higher than the gas consumption of the protocol alone. Other inclusion verification mechanisms may exhibit different gas consumptions.

4.3.2 Transfer Duration.

In this subsection, we analyze the average duration of asset transfers. As described in Section 3, after submitting a BURN transaction, the submitter may wait some time before posting subsequent transactions such as the corresponding CLAIM transaction. Hence, the overall transfer duration depends to a large extent on the user initiating the transfer. However, despite this uncertainty, we can measure the smallest possible transfer duration by submitting each transaction at the earliest possible time, i.e., as soon as the preceding transaction is included in the blockchain and confirmed by enough blocks. In our experiment, we require each transaction on Rinkeby as well as on Ropsten to be confirmed by at least 5

succeeding blocks. Both blockchains have an inter-block time of approximately 15 seconds.

In our experiment, assets are sent from Rinkeby to Ropsten. Therefore, BURN and CONFIRM transactions are submitted to Rinkeby while CLAIM transactions are submitted to Ropsten. Hence, durations for BURN and CONFIRM transactions were measured on Rinkeby whereas for CLAIM transactions on Ropsten.

Essentially, CLAIM (CONFIRM) transactions can be submitted to Ropsten (Rinkeby) as soon as the corresponding BURN (CLAIM) transactions are included and confirmed on Rinkeby (Ropsten). However, users need to wait until the relay running on Ropsten (Rinkeby) has been brought up to date before they can submit the corresponding CLAIM (CONFIRM) transactions. Otherwise, the transactions would not be successful as the relay does not have enough information to verify the inclusion of transactions yet.

To this end, $\Delta_{\text{Inclusion}}$ denotes the duration from the moment a transaction is submitted to Rinkeby (Ropsten) until it is included in some block, $\Delta_{\text{Confirmation}}$ specifies the time it takes for an already included transaction to be confirmed by enough succeeding blocks, and Δ_{Relay} denotes the time it takes for the relay to collect enough information to be able to verify the inclusion of transactions.

Figure 5 shows the average duration for each transaction type as well as for both protocols. With an average duration of 91 seconds (standard deviation of 9 seconds), BURN transactions clearly achieve the smallest duration, followed by CONFIRM (average duration of 114 seconds, standard deviation of 22 seconds) followed by CLAIM transaction (average duration of 191 seconds, standard deviation of 103 seconds). The durations of CLAIM and CONFIRM transactions again strongly depend on the used transaction inclusion verification mechanism. In case other mechanisms such as voting-based oracles are used, the durations of these transaction types may change.

The total duration of Protocol 1 is calculated by summing up the durations of BURN and CLAIM transactions, while the total duration of Protocol 2 also contains the duration of CONFIRM transactions. This yields an average transfer duration of 282 seconds (standard deviation of 103 seconds) for Protocol 1 and an average duration of 395 seconds (standard deviation of 106 seconds) for Protocol 2. Transfers with Protocol 2 clearly take longer as an additional transaction is required.

5 RELATED WORK

Several solutions for cross-blockchain asset transfers have been proposed in the literature [3, 5, 14, 15, 22, 35, 39]. Evaluating the existing solutions against the requirements defined in Section 3.1 reveals that solutions generally fulfill Requirements 1 to 3, however they lack with regards to decentralized finality (Requirement 4) and transfer confirmations (Requirement 5) or do not provide implementations of the proposed protocols. A summary of the different cross-blockchain asset transfer solutions is provided in Table 1.

In XClaim [39], cross-blockchain asset transfers are realized by first locking assets with a client called “vault” on a “backing” blockchain and reissuing the assets on another “issuing” blockchain. Locking of the assets on the backing blockchain is verified on the issuing blockchain via blockchain relays. However, the locked assets remain with the vault on the backing blockchain. While malicious vaults (e.g., vaults that do not unlock the asset again) are penalized, transfer finality still depends on this single actor. In contrast, our protocols enable any client—whether directly involved in the transfer or not—to finalize transfers. Further, transfer confirmations are not foreseen by the XClaim protocol.

Metronome [3] provides cross-blockchain asset transfers for their own MET token. Token holders can export MET from one blockchain and then import them on another blockchain via receipts where validators vote on the validity of receipts. While this can prevent illegal transfers, at the time of writing, Metronome cannot be considered decentralized since only authorized nodes can participate as validators. Further, Metronome does not provide concepts for transfer finality and confirmations.

The authors of [22] and [15] provide constructions for cross-blockchain asset transfers between PoW and Proof of Stake (PoS) blockchains, respectively. While [22] provides transaction inclusion verifications via Non-interactive Proofs of Proof of Work (NiPoPoWs) [21], [15] enables transaction inclusion verifications via a novel cryptographic construction called ad-hoc threshold multisignatures (ATMS). As such, NiPoPoW and ATMS are used to prove events (e.g., BURN transactions) that occurred on the source blockchain to the destination blockchain. While this satisfies Requirement 2, Requirements 3 to 5 are generally not covered by the protocols. Further, NiPoPoWs currently cannot be implemented in existing PoW blockchains like Bitcoin or Ethereum without introducing a so-called velvet fork. While such forks do not change the consensus rules of the blockchain, they nonetheless require adoption from at least a subset of miners.

Similarly, Zendoo [14] provides a protocol for cross-blockchain asset transfers focussing on zero-knowledge proofs as method for transaction inclusion verification. However, requirements such as transfer finality and confirmations are not discussed. Further, the protocol relies on a special sidechain construction and can thus not be easily implemented on existing blockchains.

An approach that takes transfer finality and confirmations into account is presented by van Glabbeek et al. [35]. The paper proposes a generic protocol for payments across blockchains similar to how multi-hop payment channels operate [24]. The work has a strong focus on finality and confirmation, requirements such as double spend prevention are mentioned though not further specified. Also, the protocol has not been implemented. It is difficult to tell whether

Table 1: Cross-blockchain asset transfer protocols

Reference	Ownership	No Claim Without Burn	Double Spend Prevention	Decentralized Finality	Transfer Confirmation Implementation
XCLAIM [39]	✓	✓	✓		✓
Metronome [3]	✓	✓	✓		✓
Gazi et al. [15]	✓	✓			
Kiayias and Zindros [22]	✓	✓			
Zendoo [14]	✓	✓	✓		
van Glabbeek et al. [35]	✓	✓		✓	✓
DeXTT [5]	✓		✓	✓	✓
Protocol 1	✓	✓	✓	✓	✓
Protocol 2	✓	✓	✓	✓	✓

the protocol allows cross-blockchain asset transfers as defined in Section 3.1 or only value transfers similar to atomic swaps.

An alternative approach for cross-blockchain asset transfers is introduced in DeXTT [5]. DeXTT describes an asset that can exist on different blockchains at the same time. However, users cannot keep different denominations of the asset on each blockchain. Rather, user balances are synchronized across all participating blockchains. While the synchronization process itself is decentralized in the sense that anyone can participate, the protocol uses a concept called claim-first transactions where assets are claimed on the other blockchains before being burned on the blockchain on which the transfer was initiated. This clearly violates Requirement 2. Transfer confirmations (Requirement 5) are also not foreseen.

Other works [17, 18, 33] focus on the transfer of value across different blockchains, however these solutions rather focus on atomic swaps where two different assets are exchanged and do not constitute true cross-blockchain asset transfers as defined by our requirements in Section 3.1.

Finally, projects such as Polkadot [37] and Cosmos [23] aim for more generic cross-blockchain interactions. While cross-blockchain asset transfers are mentioned as potential use cases, the documentation does not mention specifics on how these transfers will be realized. Further, these projects aim to provide interoperability primarily between specialized blockchains that adhere to certain structures and consensus protocols. While there are plans to integrate existing blockchains such as Bitcoin or Ethereum into the systems, the documentation again does not provide specifics.

To the best of our knowledge, this work is the first to provide requirements, a specification, and a proof-of-concept implementation of a cross-blockchain asset transfer protocol that also takes transfer finality and transfer confirmations into account.

6 CONCLUSION

Decentralized cross-blockchain asset transfers are one way to provide interoperability between blockchains. In particular, they prevent vendor lock-in by allowing blockchain assets to be moved away from the blockchains on which they were originally issued in a completely decentralized way. While many different solutions

for enabling cross-blockchain asset transfers have been proposed, these solutions often focus on specific cross-blockchain communication mechanisms and neglect fundamental functionality that cross-blockchain asset transfers should offer. Therefore, in this work, we defined general requirements and specifications for cross-blockchain asset transfer protocols. Providing a proof-of-concept implementation of the proposed protocols, we have shown that requirements such as decentralized finality and transfer confirmations can be fulfilled without having to rely on a centralized entity. By detaching the protocol from the specific means of cross-blockchain communication, the protocol can be used and adopted for a wide range of blockchains. In future work, we will investigate how the concepts of this work can be extended to provide interoperability beyond asset transfers, for instance generic message passing between blockchains.

REFERENCES

- [1] John Adler, Ryan Berryhill, Andreas Veneris, Zissis Poulos, Neil Veira, and Anastasia Kastania. 2018. Astraea: A Decentralized Blockchain Oracle. In *2018 IEEE International Conference on Internet of Things (iThings) and IEEE Green Computing and Communications (GreenCom) and IEEE Cyber, Physical and Social Computing (CPSCom) and IEEE Smart Data (SmartData)*. 1145–1152.
- [2] Amitanand S. Aiyer, Lorenzo Alvisi, Allen Clement, Mike Dahlin, Jean-Philippe Martin, and Carl Porth. 2005. BAR Fault Tolerance for Cooperative Services. In *20th ACM Symposium on Operating Systems Principles*. 45–58.
- [3] Autonomous Software. 2018. Metronome: Owner’s Manual. https://github.com/autonomoussoftware/documentation/blob/master/owners_manual/owners_manual.md Version 0.99 (Last Updated 2019-08-15). Accessed 2020-03-26.
- [4] Adam Back, Matt Corallo, Luke Dashjr, Mark Friedenbach, Gregory Maxwell, Andrew Miller, Andrew Poelstra, Jorge Timón, and Pieter Wuille. 2014. Enabling blockchain innovations with pegged sidechains. <http://kevinrigney.com/files/sidechains.pdf>. White Paper. Accessed 2020-03-26.
- [5] Michael Borkowski, Marten Sigwart, Philipp Fraunthaler, Taneli Hukkinen, and Stefan Schulte. 2019. DeXTT: Deterministic Cross-Blockchain Token Transfers. *IEEE Access* 7 (2019), 111030–111042.
- [6] Sam Bourgi. 2018. 92% of Blockchain Projects Fail, According to New Chinese Study. <https://hacked.com/92-of-blockchain-projects-fail-according-to-new-chinese-study/>. Accessed 2020-03-26.
- [7] Vitalik Buterin. 2016. Chain Interoperability. https://www.r3.com/wp-content/uploads/2017/06/chain_interoperability_r3.pdf. Accessed 2020-03-26.
- [8] Wei Cai, Zehua Wang, Jason B. Ernst, Zhen Hong, Chen Feng, and Victor C.M. Leung. 2018. Decentralized Applications: The Blockchain-Empowered Software System. *IEEE Access* 6 (2018), 53019–53033.
- [9] Paul Cuffe. 2018. The role of the ERC-20 token standard in a financial revolution: the case of Initial Coin Offerings. In *IEC-IEEE-KATS Academic Challenge*.
- [10] Monika Di Angelo and Gernot Salzer. 2019. A Survey of Tools for Analyzing Ethereum Smart Contracts. In *2019 IEEE International Conference on Decentralized Applications and Infrastructures (DAPPCON)*. 69–78.
- [11] Steve Ellis, Ari Juels, and Sergey Nazarov. 2017. ChainLink A Decentralized Oracle Network. <https://link.smartcontract.com/whitepaper>. (2017). Accessed 2020-03-26.
- [12] Bryan Ford and Rainer Böhm. 2019. Rationality is Self-Defeating in Permissionless Systems. *arXiv:1908.03999* (2019).
- [13] Philipp Fraunthaler, Marten Sigwart, Christof Spanring, and Stefan Schulte. 2020. Testimonium: A Cost-Efficient Blockchain Relay. *arXiv:2002.12837* (2020).
- [14] Alberto Garofolo, Dmytro Kaidalov, and Roman Oliynykov. 2020. Zendo: a zk-SNARK Verifiable Cross-Chain Transfer Protocol Enabling Decoupled and Decentralized Sidechains. *CoRR abs/2002.01847* (2020).
- [15] Peter Gazi, Aggelos Kiayias, and Dionysis Zindros. 2019. Proof-of-Stake Sidechains. In *IEEE Symposium on Security and Privacy (S&P)*. 139–156.
- [16] Jonathan Heiss, Jacob Eberhardt, and Stefan Tai. 2019. From Oracles to Trustworthy Data On-Chaining Systems. In *2019 IEEE International Conference on Blockchain (Blockchain)*. 496–503.
- [17] Maurice Herlihy. 2018. Atomic Cross-Chain Swaps. In *2018 ACM Symposium on Principles of Distributed Computing (PODC)*. 245–254.
- [18] Maurice Herlihy, Liuba Shrira, and Barbara Liskov. 2019. Cross-chain Deals and Adversarial Commerce. *PVLDB* 13, 2 (2019), 100–113.
- [19] Aljosha Judmayer, Nicholas Stifter, Alexei Zamyatin, Itay Tsabary, Ittay Eyal, Peter Gazi, Sarah Meiklejohn, and Edgar R. Weippl. 2019. Pay-To-Win: Incentive Attacks on Proof-of-Work Cryptocurrencies. *IACR Cryptology ePrint Archive* (2019).
- [20] Ryuuji Kamiya. 2019. Shintaku: An End-to-End-Decentralized General-Purpose Blockchain Oracle System. <https://gitlab.com/shintaku-group/paper/blob/master/shintaku.pdf>. Accessed 2020-03-26.
- [21] Aggelos Kiayias, Andrew Miller, and Dionysis Zindros. 2017. Non-Interactive Proofs of Proof-of-Work. *IACR Cryptology ePrint Archive* (2017).
- [22] Aggelos Kiayias and Dionysis Zindros. 2018. Proof-of-Work Sidechains. *IACR Cryptology ePrint Archive* (2018).
- [23] Jae Kwon and Ethan Buchman. 2020. Cosmos A Network of Distributed Ledgers. <https://cosmos.network/resources/whitepaper>. White Paper. Accessed 2020-03-26.
- [24] Giulio Malavolta, Pedro Moreno-Sanchez, Aniket Kate, Matteo Maffei, and Srivatsan Ravi. 2017. Concurrency and Privacy with Payment-Channel Networks. In *2017 ACM SIGSAC Conference on Computer and Communications Security*. 455–471.
- [25] Matthias Mettler. 2016. Blockchain technology in healthcare: The revolution starts here. In *2016 IEEE 18th International Conference on e-Health Networking, Applications and Services (Healthcom)*. 1–3.
- [26] Satoshi Nakamoto. 2008. Bitcoin: A Peer-to-Peer Electronic Cash System. <https://bitcoin.org/bitcoin.pdf>. White Paper. Accessed 2020-03-26.
- [27] Arvind Narayanan, Joseph Bonneau, Edward Felten, Andrew Miller, and Steven Goldfeder. 2016. *Bitcoin and Cryptocurrency Technologies: A Comprehensive Introduction*. Princeton University Press.
- [28] Jack Peterson, Joseph Krug, Micah Zoltu, Austin K Williams, and Stephanie Alexander. 2015. Augur: a decentralized oracle and prediction market platform. *arXiv:1501.01042* (2015).
- [29] Babu Pillai, Kamanashis Biswas, and Vallipuram Muthukkumarasamy. 2019. Blockchain Interoperable Digital Objects. In *2019 International Conference on Blockchain (ICBC)*. 80–94.
- [30] Joseph Poon and Vitalik Buterin. 2017. Plasma: Scalable Autonomous Smart Contracts. <https://www.plasma.io/plasma.pdf>. White Paper. Accessed 2020-03-26.
- [31] Christoph Prybila, Stefan Schulte, Christoph Hochreiner, and Ingo Weber. 2020. Runtime Verification for Business Processes Utilizing the Bitcoin Blockchain. *Future Generation Computer Systems* 107 (2020), 816–831.
- [32] Stefan Schulte, Marten Sigwart, Philipp Fraunthaler, and Michael Borkowski. 2019. Towards Blockchain Interoperability. In *Business Process Management: Blockchain and Central and Eastern Europe Forum (LNCS)*, Vol. 361. 1–8.
- [33] Stefan Thomas and Evan Schwartz. 2015. A Protocol for Interledger Payments. <https://interledger.org/interledger.pdf>. Accessed 2020-03-26.
- [34] Feng Tian. 2016. An agri-food supply chain traceability system for China based on RFID & blockchain technology. In *2016 13th International Conference on Service Systems and Service Management (ICSSSM)*. 1–6.
- [35] Rob van Glabbeek, Vincent Gramoli, and Pierre Tholoniat. 2019. Cross-Chain Payment Protocols with Success Guarantees. *CoRR abs/1912.04513* (2019).
- [36] Gavin Wood. 2014. Ethereum: A Secure Decentralised Generalised Transaction Ledger. <https://ethereum.github.io/yellowpaper/paper.pdf>. Accessed 2020-03-26.
- [37] Gavin Wood. 2016. Polkadot: Vision for a heterogeneous multi-chain framework. <https://polkadot.network/PolkaDotPaper.pdf>. Accessed 2020-03-26.
- [38] Alexei Zamyatin, Mustafa Al-Bassam, Dionysis Zindros, Eleftherios Kokoris-Kogias, Pedro Moreno-Sanchez, Aggelos Kiayias, and William J Knottenbelt. 2019. SoK: Communication Across Distributed Ledgers. *IACR Cryptology ePrint Archive* (2019).
- [39] Alexei Zamyatin, Dominik Harz, Joshua Lind, Panayiotis Panayiotou, Arthur Gervais, and William J. Knottenbelt. 2019. XCLAIM: Trustless, Interoperable, Cryptocurrency-Backed Assets. In *IEEE Symposium on Security and Privacy (S&P)*. 193–210.