Normalizing Flow Regression

Yonatan Woodbridge, Gal Elidan and Ami Wiesel

arXiv:2004.10255v1 [stat.ML] 21 Apr 2020

***Abstract*— In this letter we propose a convex approach to learning expressive scalar conditional distributions. The model denoted by Normalizing Flow Regression (NFR) is inspired by deep normalizing flow networks but is convex due to the use of a dictionary of pre-defined transformations. By defining a rich enough dictionary, NFR generalizes the Gaussian posterior associated with linear regression to an arbitrary conditional distribution. In the special case of piece wise linear dictionary, we also provide a closed form solution for the conditional mean. We demonstrate the advantages of NFR over competitors using synthetic data as well as real world data.**

***Index Terms*— Linear Regression, Normalizing Flow, Convex Optimization.**

I. Introduction

A fundamental task in data analysis is fitting a conditional distribution to an unknown label given observed features. In its simplest case, linear regression (LR) can be interpreted as the maximum likelihood (ML) estimate of a Gaussian distribution with a mean that is a linear function of the features, and a constant variance. LR is well understood and involves a simple quadratic optimization with closed form solution. On the other extreme, recent developments known as normalizing flows [1] involve deep architectures associated with complex high dimensional posteriors. Unfortunately, their ML estimates require the solutions to non-convex and intractable optimization problems.

The problem is even more acute when our goal is to quantify the uncertainty of the estimate, or to characterize the full posterior of unknown labels. While the classical LR framework provides a closed-form solution to these tasks, its assumptions are clearly too simplistic for most real world settings. Thus, many extensions on LR use variance that depends on the features [2], [3], [4], [5]. These work well in practice, but involve a poorly understood non-convex optimization.

A simpler extension to LR, which we denote by Gaussian Regression (GR), is defined as the likelihood function of the canonical Gaussian parameters. While both mean and variance of GR are functions of the features, estimation involves a simple convex minimization. In fact, it is well known that the Gaussian distribution belongs to the exponential family and has a convex formulation by re-parameterization of its mean and variance parameters [6]. However, similar to LR and its extensions, GR is limited to the Gaussian distribution. These models are inappropriate when the posterior is not symmetric around its mean, has heavy tails, or has multiple modes.

In this letter, we introduce NFR model which extends LR and GR beyond the Gaussian setting, while still preserving convexity. The NFR allows a general class of non-Gaussian yet convex posteriors, by formulating it as a linear combination of pre-defined basis functions. With a rich enough dictionary, this approach can model arbitrary conditional distributions. The price is an increased number of unknown parameters and higher sample complexity. Practically, we suggest a simple dictionary construction, demonstrating by experimental evaluations its efficacy in capturing complex distributions.

The main tool in deriving NFR is the formula for the density of a transformed random variable. Instead of fitting the density directly, NFR learns a transformation that will result in a Gaussian distribution. In this sense, NFR follows up on a large body of literature. The nonparanormal distribution (NPN) [7] relies on nonparametric marginal distributions and uses them for estimation of high dimensional graphical models. Similarly, Gaussian copulas allow arbitrary marginals with a Gaussian dependence structure, and belong to a richer family of copula models [8], [9], [10], [11], [12]. More recently, normalizing flow networks exploits the transformation formula in the context of deep generative learning. The networks build upon a composition of multiple high dimensional invertible maps and compute their most likely parameters in order to generate realistic samples [1], [13], [14], [15], [16]. Compared to these works, NFR is less ambitious and considers simple scalar distributions. The goal is not synthetic sample generation but non-Gaussian regression. On the other hand, we are not aware of previous works that consider normalizing flows with pre-defined basis transformations that ensure convexity.

On the practical side, we focus on a specific NFR implementation based on a dictionary of piecewise linear transformation functions. The dictionary partitions the label's domain into predefined bins, and uses a different tranformation in each bin. By choosing the number of bins, this implementation allows for a flexible tradeoff between complexity and expressive power. In addition, we provide a closed form solution to the conditional expectation of the piecewise linear model which is useful in prediction tasks. We then demonstrate the performance advantages of our NFR implementation over LR and GR using numerical experiments in both synthetic and real world data. Given enough samples, NFR results in better likelihood values than its competitors. In terms of prediction error, NFR performs similarly to both LR and GR.

The letter is organized as follows. We begin in Section II by introducing the general NFR framework. We derive the NFR model, detail its underlying assumptions, prove its convexity, and show that LR and GR are both special cases. In Section III we present our specific NFR implementation based on a dictionary of piecewise linear functions. Finally, in Secion IV we present the results of our numerical experiments.

The authors are with the Hebrew University of Jerusalem, Israel, and Google Research. This research was partially supported by the Israel Science Foundation (ISF) under Grant 1339/15

II. Normalized flow regression (NFR)

In this section, we introduce Normalized Flow Regression (NFR), a non-Gaussian yet-convex generalization of linear regression. NFR learns the posterior of $y \in \mathbb{R}$ given $\mathbf{x} \in \mathbb{R}^k$ and is parameterized by $\boldsymbol{\theta} \in \mathbb{R}^d$,

$$p_{\boldsymbol{\theta}}(y|\mathbf{x}),$$

NFR tries to estimate the unknown $\boldsymbol{\theta}$ given pairs of $(y, \mathbf{x})$. It parameterizes the posterior using an expressive class of transformation functions to the Gaussian distribution. For this purpose, we define

$$g_{\boldsymbol{\theta}}(y; \mathbf{x}) \sim \mathcal{N}(0, 1).$$

The transformation function g operates on y and is determined by the arguments $\boldsymbol{\theta} \in \Theta_{\mathbf{x}}$ and $\mathbf{x} \in \mathcal{X}$. We require the following assumptions:

Assumption 1. *The transformation g is differentiable and monotonically increasing with respect to y for any $\boldsymbol{\theta} \in \Theta_{\mathbf{x}}$ and $\mathbf{x} \in \mathcal{X}$.*

Assumption 2. *The set $\Theta_{\mathbf{x}}$ is convex in $\boldsymbol{\theta}$ for all $\mathbf{x} \in \mathcal{X}$. Within this set, the transformation g is affine in $\boldsymbol{\theta}$.*

While at first sight these assumptions might seem restrictive, they do not only give rise to concrete constructions of $g(\cdot)$, but also allow this function to be highly non-linear and non-convex in $\mathbf{x}$ and y. In fact, by choosing an expressive enough transformation class, g can approximate arbitrary continuous posterior. The assumptions are simply designed to ensure a tractable likelihood function.

Lemma 1. *Under Assumption 1 and ignoring constants, the negative log likelihood of y parameterized by $\boldsymbol{\theta}$ is*

$$-\log p_{\boldsymbol{\theta}}(y|\mathbf{x}) = g^2_{\boldsymbol{\theta}}(y; \mathbf{x}) - 2\log\left(g'_{\boldsymbol{\theta}}(y; \mathbf{x})\right)$$

where the derivative is defined as

$$g'_{\boldsymbol{\theta}}(y; \mathbf{x}) = \frac{\partial g_{\boldsymbol{\theta}}(y; \mathbf{x})}{\partial y}$$

Together with assumption 2, this objective is convex in $\boldsymbol{\theta} \in \Theta_{\mathbf{x}}$ for all $\mathbf{x} \in \mathcal{X}$.

Proof. Assumption 1 allows the use of the classical formula of transformed random variables [17]. Since $g'_{\boldsymbol{\theta}}(y; \mathbf{x})$ must be positive, we get:

$$p_{\boldsymbol{\theta}}(y|\mathbf{x}) = \frac{g'_{\boldsymbol{\theta}}(y; \mathbf{x})}{\sqrt{2\pi}} e^{-\frac{1}{2} g^2_{\boldsymbol{\theta}}(y; \mathbf{x})} \tag{1}$$

and yields the likelihood. Convexity is guaranteed by noting that the quadratic and negative logarithm are convex function. Next, g is affine in $\boldsymbol{\theta}$, and consequently g' is affine in $\boldsymbol{\theta}$ too. Finally, convexity is preserved under affine transformations. □

Given a training dataset $\{(\mathbf{x}_i, y_i)\}_{i=1,..,n}$, NFR is defined as the maximum likelihood estimate of $\boldsymbol{\theta}$:

$$\begin{array}{ll} \min_{\boldsymbol{\theta}} & \sum_i g^2_{\boldsymbol{\theta}}(y_i; \mathbf{x}_i) - 2\log\left(g'_{\boldsymbol{\theta}}(y_i; \mathbf{x}_i)\right) \\ \text{s.t.} & \boldsymbol{\theta} \in \Theta(\mathbf{x}_i) \quad i = 1, \cdots, n \end{array} \tag{2}$$

Convexity ensures that this minimization can be efficiently solved using existing toolboxes. In fact, this property allows us to add convex penalties and/or constraints. We can use this to regularize the objective when the number of samples is insufficiently large compared to the dimension of $\boldsymbol{\theta}$.

As can be easily seen, NFR generalizes two well known special cases:

Lemma 2. *If g is jointly linear in $\mathbf{x}$ and y then NFR reduces to standard linear regression of y given $\mathbf{x}$:*

$$y|\mathbf{x} \sim \mathcal{N}\left(\mathbf{w}^T_{\boldsymbol{\theta}}\mathbf{x}, \sigma^2_{\boldsymbol{\theta}}\right)$$

Proof. This follows immediately by defining $g_{\boldsymbol{\theta}}(y; \mathbf{x}) = \mathbf{u}^T_{\boldsymbol{\theta}}\mathbf{x} + v_{\boldsymbol{\theta}} y$, $\mathbf{w}_{\boldsymbol{\theta}} = \frac{-\mathbf{u}_{\boldsymbol{\theta}}}{v_{\boldsymbol{\theta}}}$ and $\sigma^2_{\boldsymbol{\theta}} = \frac{1}{v^2_{\boldsymbol{\theta}}}$. □

Lemma 3. *If g is affine in y then NFR reduces to maximum likelihood estimation of a Gaussian distribution in its canonical form:*

$$y \sim \mathcal{N}\left(w_{\boldsymbol{\theta}}(\mathbf{x}), \sigma^2_{\boldsymbol{\theta}}(\mathbf{x})\right)$$

Proof. This follows immediately by defining $g_{\boldsymbol{\theta}}(y; \mathbf{x}) = u_{\boldsymbol{\theta}}(\mathbf{x}) + v_{\boldsymbol{\theta}}(\mathbf{x}) y$, $w_{\boldsymbol{\theta}}(\mathbf{x}) = \frac{-u_{\boldsymbol{\theta}}(\mathbf{x})}{v_{\boldsymbol{\theta}}(\mathbf{x})}$ and $\sigma^2_{\boldsymbol{\theta}}(\mathbf{x}) = \frac{1}{v^2_{\boldsymbol{\theta}}(\mathbf{x})}$. □

Thus, with proper constraints, LR and GR can both be implemented as special cases of NFR.

III. Piecewise linear NFR

Generally, NFR only requires Assumptions 1-2 to ensure a well defined convex negative log likelihood. To make the construction concrete, we now provide a specific transformation class that satisfies these assumptions and allows a flexible tradeoff between complexity and expressivity. The class is based on a dictionary of piece wise linear, monotonic non-decreasing functions of y with weights that are affine functions of the features:

$$g_{\mathbf{A},\mathbf{b}}(y; x) = \mathbf{h}^T(y)[\mathbf{A}\psi(\mathbf{x}) + \mathbf{b}]$$

where $\boldsymbol{\theta} = \{\mathbf{A} \in \mathbb{R}^{(L+3)\times k}, \mathbf{b} \in \mathbb{R}^{L+3}\}$ are the unknown parameters, $\psi(\mathbf{x}) \in \mathbb{R}^k$ are pre-defined feature mappings (possibly just $\mathbf{x}$ itself), and $\mathbf{h}(y)$ is the dictionary define as:

$$\mathbf{h}^T(y) = [1, h_0(y), ...h_{L+1}(y)]. \tag{3}$$

where each of the basis functions h_i is monotonically non-decreasing in y.

We choose to construct our dictionary using simple step functions. More specifically, let $I = [p_0, ..., p_L]$ be evenly spaced points in the real line, such that $\Delta = p_{j+1} - p_j$ is a fixed distance between two adjacent points. We then define:

$$h_j(y) = \begin{cases} 0 & y \le p_{j-1} \\ y - p_{j-1} & p_{j-1} < y \le p_j \\ \Delta & p_j < y \end{cases} \qquad \forall j \in \{1, ..., L\}$$

Below and above points p_0 and p_L we define, respectively:

$$h_0(y) = \begin{cases} y - p_0 & y \le p_0 \\ 0 & p_0 < y \end{cases},$$

$$h_{L+1}(y) = \begin{cases} 0 & y \le p_L \\ y - p_L & p_L < y \end{cases}.$$

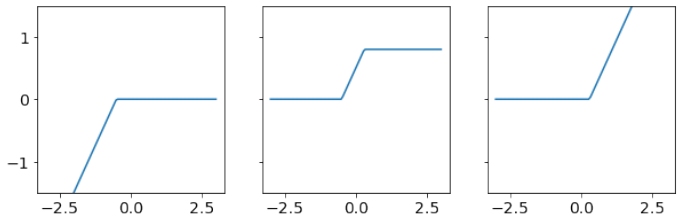

Fig. 1: Example of basis functions, with $h_0(y)$ (left), $h_j(y)$ for $1 \leq j \leq L$ (center) and $h_{L+1}(y)$ (right).

An illustration of these functions is given in Fig. 1. To ensure a monotonic increasing g, we define the domain $\Theta_{\mathbf{x}}$:

$$\Theta_{\mathbf{x}} = \left\{ (\mathbf{A}, \mathbf{b}) : \forall j \geq 2,\ [\mathbf{A}\psi(\mathbf{x}) + \mathbf{b}]_j > 0 \right\}.$$

We can now easily see that this construction satisfies Assumptions 1-2 and provides a convex NFR. Reminiscent of kernel density estimation [18], the dictionary divides the domain of y into predefined bins and allows a different slope at each bin. With enough bins, any monotonic increasing transformation can be modeled.

Many applications require the point estimation of unknown labels, or the minimum mean squared error (MMSE) estimate of y given $\mathbf{x}$. Here lies another advantage of the piecewise linear NFR, whose construction allows a closed form computation of these quantities. The following lemma provides a closed form of the conditional expectation of y given $\mathbf{x}$, which can then be used to obtain point estimates or MMSE's.

Lemma 4. *The conditional expectation of y given $\mathbf{x}$ in the piece wise linear models with parameters $\mathbf{A}$ and $\mathbf{b}$ is*

$$\begin{aligned}\mathbb{E}(y|\mathbf{x}) = &-\frac{e^{-\frac{1}{2}\mu^2}}{\sqrt{2\pi}\alpha_0} + \left(p_0 - \frac{\mu}{\alpha_0}\right)\Phi(\mu) + \\ &\sum_{i=0}^{L-1}\left(\frac{e^{-\frac{1}{2}(\mu+\Delta_i)^2} - e^{-\frac{1}{2}(\mu+\Delta_{i+1})^2}}{\sqrt{2\pi}\alpha_{i+1}}\right. \\ &\left. + \left(p_i - \frac{\mu+\Delta_i}{\alpha_{i+1}}\right)\left(\Phi(\mu+\Delta_{i+1}) - \Phi(\mu+\Delta_i)\right)\right) + \\ &\frac{e^{-\frac{1}{2}(\mu+\Delta_L)^2}}{\sqrt{2\pi}\alpha_{L+1}} + \left(p_L - \frac{\mu+\Delta_L}{\alpha_{L+1}}\right)\left(1 - \Phi(\mu+\Delta_L)\right), \quad (4)\end{aligned}$$

where Φ is the standard normal cumulative distribution function (CDF) and we define

$$\begin{aligned}[\mu, \alpha_0, ..., \alpha_{L+1}]^T &= \mathbf{A}\mathbf{x} + \boldsymbol{b} \\ \Delta_0 &= 0 \\ \Delta_i &= \Delta(\alpha_1 + ... + \alpha_i) \quad \forall i = 1, ..., L.\end{aligned}$$

Proof. We obtain this result by computing the expectation in each segment of the real line, partitioned by I. The NFR density function in each segment is given by:

$$p_{\boldsymbol{\theta}}(y|\mathbf{x}) = \begin{cases} \frac{\alpha_0}{\sqrt{2\pi}} e^{-\frac{1}{2}(\mu+\alpha_0(y-p_0))^2} & y \leq p_0 \\ \frac{\alpha_{i+1}}{\sqrt{2\pi}} e^{-\frac{1}{2}(\mu+\Delta_i)+\alpha_{i+1}(y-p_i))^2} & y \in (p_i, p_{i+1}], 0 \leq i \leq L-1 \\ \frac{\alpha_{L+1}}{\sqrt{2\pi}} e^{-\frac{1}{2}(\mu+\Delta_L+\alpha_{L+1}(y-p_L))^2} & y > p_L \end{cases}$$

By standard calculation we can show that the integral of $yp_{\boldsymbol{\theta}}(y|\mathbf{x})$ over the outermost left segment satisfies:

$$\int_{-\infty}^{p_0} yp_{\boldsymbol{\theta}}(y|\mathbf{x})dy = -\frac{e^{-\frac{1}{2}\mu^2}}{\sqrt{2\pi}\alpha_0} + \left(p_0 - \frac{\mu}{\alpha_0}\right)\Phi(\mu),$$

while the integral over the outermost right segment satisfies:

$$\int_{p_L}^{\infty} yp_{\boldsymbol{\theta}}(y|\mathbf{x})dy = \frac{e^{-\frac{1}{2}(\mu+\Delta_L)^2}}{\sqrt{2\pi}\alpha_{L+1}} + \left(p_L - \frac{\mu+\Delta_L}{\alpha_{L+1}}\right)\left(1 - \Phi(\mu+\Delta_L)\right).$$

Regarding the inner segments, for $i = 1, ..., L-1$ it holds that:

$$\begin{aligned}\int_{p_i}^{p_{i+1}} yp_{\boldsymbol{\theta}}(y|\mathbf{x})dy = &\frac{e^{-\frac{1}{2}(\mu+\Delta_i)^2} - e^{-\frac{1}{2}(\mu+\Delta_{i+1})^2}}{\sqrt{2\pi}\alpha_{i+1}} \\ &+ \left(p_i - \frac{\mu+\Delta_i}{\alpha_{i+1}}\right)\left(\Phi(\mu+\Delta_{i+1}) - \Phi(\mu+\Delta_i)\right).\end{aligned}$$

The required result is obtained by summing up all these terms. □

Algorithm 1: ADMM

Repeat until convergence

- $\mathbf{w} \leftarrow -\frac{1}{2}\left(\mathbf{P} + \frac{\rho}{2}\mathbf{Q}^T\mathbf{Q}\right)^{-1}\mathbf{Q}^T\left(\mathbf{y} - \rho\mathbf{z}\right)$
- $z_\ell \leftarrow \frac{\rho[\mathbf{Q}\mathbf{w}]_\ell + y_\ell + \sqrt{(\rho[\mathbf{Q}\mathbf{w}]_\ell + y_\ell)^2 + 8\rho}}{2\rho} \quad \forall \ell.$
- $\mathbf{y} \leftarrow \mathbf{y} + \rho\left(\mathbf{Q}\mathbf{w} - \mathbf{z}\right)$

Return $\mathbf{w}$.

Next we provide an Alternating Directions Method of Multipliers (ADMM) algorithm for solving the piecewise linear NFR efficiently [19]. Due to space limitations, we omit the derivation and many of the details. In brief, the piecewise linear version of (2) boils down to the following convex optimization:

$$\min_{\mathbf{w}} \mathbf{w}^T\mathbf{P}\mathbf{w} - 2\sum_{\ell}\log\left([\mathbf{Q}\mathbf{w}]_\ell\right), \quad (5)$$

where $\mathbf{P} \succeq \mathbf{0}$ and $\mathbf{Q}$ are fixed matrices that depend on the data and setting, and $\mathbf{w}$ is a vector with all the unknown parameters. ADMM solves this minimization by defining $z_\ell = [\mathbf{Q}\mathbf{w}]_\ell \geq 0$ for each ℓ and alternatingly solving for $\mathbf{w}$, z_ℓ and the multipliers y_ℓ. The overall algorithm is provided in Algorithm 1 where ρ is a step size parameter. Given n data points $(\mathbf{x}_i, y_i)$, the matrices $\mathbf{P}, \mathbf{Q}$ are defined as follows:

$$\mathbf{p}_i^T = \left[\mathbf{h}^T(y_i) \otimes \mathbf{x}_i^T \quad \mathbf{h}^T(y_i)\right] \implies \mathbf{P} = \sum_{i=1}^{n}\mathbf{p}_i\mathbf{p}_i^T$$

$$\mathbf{Q}_{i:} = \left[\mathbf{h'}^T(y_i) \otimes \mathbf{x}_i^T \quad \mathbf{h'}^T(y_i)\right], \quad \forall i = 1, .., n$$

where $\otimes$ is the Kronecker product, $\mathbf{h}^T(y_i)$ is the row vector defined in (3), $\mathbf{h'}^T(y_i)$ is the corresponding derivative w.r.t y_i, and $\mathbf{Q}_{i:}$ is the i-th row of $\mathbf{Q}$. See supplementary material for more details.

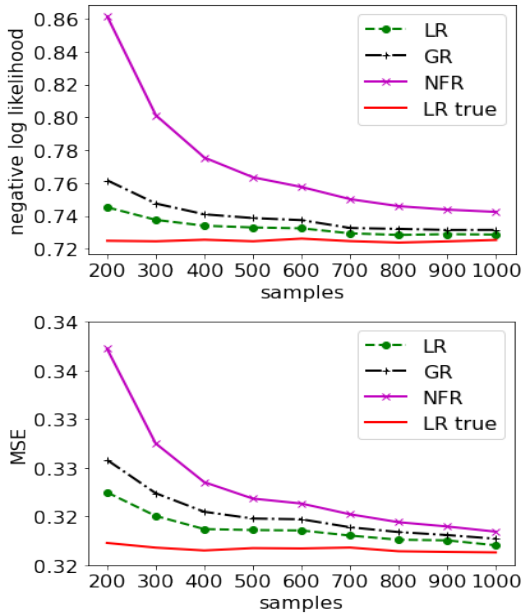

Fig. 2: NLL and MSE results of the different models on synthetic LR data, for an increasing number of samples.

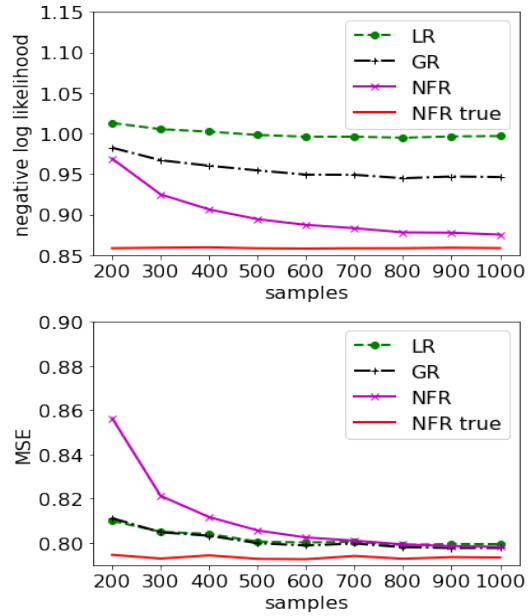

Fig. 3: NLL and MSE results of the different models on synthetic NFR data, for an increasing number of samples.

IV. Numerical experiments

We now demonstrate the efficacy of our approach in capturing expressive conditional distributions while still retaining model convexity. In all the simulations, we compare our NFR approach to the LR and GR baselines. NFR is computed using the ADMM in Algorithm 1. In the synthetic simulations, we also report a clairvoyant lower bound based on the true unknown parameters. Performance is measured using the negative log likelihood (NLL) of an indpenedent test set. We also provide normalized root mean squared error (MSE) results with respect to the prediction error $(\hat{y} - y)$, where $\hat{y}$ is the conditional expectation in Lemma 4. The reported metrics are empirical medians of $2,000$ independent trials per point.

Synthetic data. We begin with experiments with synthetic data generated from the LR and NFR regression models. The true parameters are fixed constants and the features are standard normal variables. Figs. 2 and 3 provide the NLL and MSE results as a function of the number of samples generated from LR and NFR settings, respectively. In terms of NLL, each estimator performs best under its true model. NFR is more expressive than its competitors and requires more samples to reach their performance in their specialized models. On the other hand, NFR is significantly better when the true data is NFR distributed. The MSE experiments validate Lemma 4. In terms of minimizing prediction error, LR is typically sufficient and there is no need for GR or NFR, yet the penalty for their usage is negligible when the number of samples in large. Asymptotically, the non-linearities in NFR even give a slight advantage and NFR outperforms its competitors. We obtain similar results on GR samples.

Real world data We now evaluate our NFR approach on a real world setting. We follow [20] and consider solar power time series[1].Denoting the time series by $\{t_i\}_{i=1}^n$, our goal is to predict its future outcome. Fixing a set of indices $J = (1, 4, 7, .., 25)$, we extract n samples through $\mathbf{x}_i = \left(t_{i+J(1)}, .., t_{i+J(9)}\right)$ and $y_i = t_{i+90}$, where $i = 1, ..., n$. For each trial we assign 500 samples to be used as a test set, while the remaining samples serve as a training set. As previously, we estimate the LR, GR and NFR parameters using the training set, and compute the MSE and likelihood of the test set. We preform $2,000$ trials per point n. As shown in Fig. 4, the NFR results in significantly better NLL values. In terms of MSE, NFR requires many more samples to reach performance of LR and GR as it has more unknown parameters.

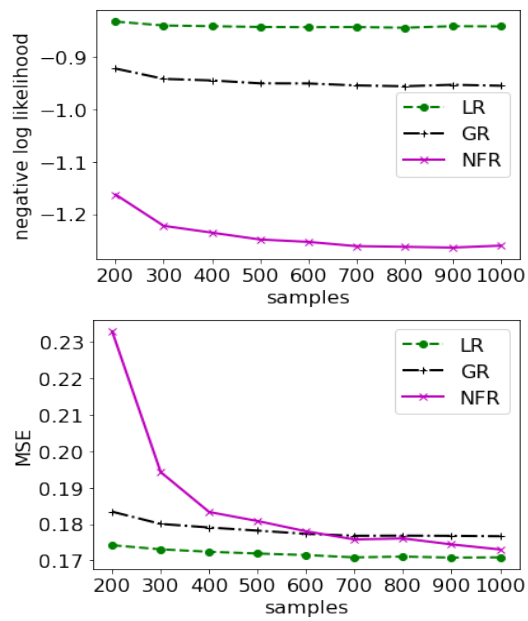

Fig. 4: NLL and MSE results of the different models on real solar power data, for an increasing number of samples.

[1]Retracted from https://www.nrel.gov/grid/solar-power-data.html

REFERENCES

[1] E. G. Tabak and C. V. Turner, "A family of nonparametric density estimation algorithms," *Communications on Pure and Applied Mathematics*, vol. 66, no. 2, pp. 145–164, 2013.

[2] D. A. Nix and A. S. Weigend, "Learning local error bars for nonlinear regression," in *Advances in neural information processing systems*, pp. 489–496, 1995.

[3] T. Heskes, "Practical confidence and prediction intervals," in *Advances in neural information processing systems*, pp. 176–182, 1997.

[4] G. Papadopoulos, P. J. Edwards, and A. F. Murray, "Confidence estimation methods for neural networks: A practical comparison," *IEEE transactions on neural networks*, vol. 12, no. 6, pp. 1278–1287, 2001.

[5] N. Meinshausen, "Quantile regression forests," *Journal of Machine Learning Research*, vol. 7, no. Jun, pp. 983–999, 2006.

[6] M. J. Wainwright, M. I. Jordan, *et al.*, "Graphical models, exponential families, and variational inference," *Foundations and Trends® in Machine Learning*, vol. 1, no. 1–2, pp. 1–305, 2008.

[7] H. Liu, J. Lafferty, and L. Wasserman, "The nonparanormal: Semiparametric estimation of high dimensional undirected graphs," *Journal of Machine Learning Research*, vol. 10, no. Oct, pp. 2295–2328, 2009.

[8] R. B. Nelsen, *An introduction to copulas*. Springer Science & Business Media, 2007.

[9] C. A. Klaassen, J. A. Wellner, *et al.*, "Efficient estimation in the bivariate normal copula model: normal margins are least favourable," *Bernoulli*, vol. 3, no. 1, pp. 55–77, 1997.

[10] M. Davy and A. Doucet, "Copulas: a new insight into positive time-frequency distributions," *IEEE signal processing letters*, vol. 10, no. 7, pp. 215–218, 2003.

[11] S. G. Iyengar, P. K. Varshney, and T. Damarla, "A parametric copula-based framework for hypothesis testing using heterogeneous data," *IEEE Transactions on Signal Processing*, vol. 59, no. 5, pp. 2308–2319, 2011.

[12] Y. Woodbridge, G. Elidan, and A. Wiesel, "Signal detection in complex structured para normal noise," *IEEE Transactions on Signal Processing*, vol. 65, no. 9, pp. 2306–2316, 2017.

[13] I. Kobyzev, S. Prince, and M. A. Brubaker, "Normalizing flows: Introduction and ideas," *arXiv preprint arXiv:1908.09257*, 2019.

[14] D. J. Rezende and S. Mohamed, "Variational inference with normalizing flows," *arXiv preprint arXiv:1505.05770*, 2015.

[15] E. G. Tabak, E. Vanden-Eijnden, *et al.*, "Density estimation by dual ascent of the log-likelihood," *Communications in Mathematical Sciences*, vol. 8, no. 1, pp. 217–233, 2010.

[16] L. Dinh, J. Sohl-Dickstein, and S. Bengio, "Density estimation using real nvp," *arXiv preprint arXiv:1605.08803*, 2016.

[17] S. M. Ross, *Introduction to probability models*. Academic press, 2014.

[18] L. Wasserman, *All of nonparametric statistics*. Springer Science & Business Media, 2006.

[19] S. Boyd, N. Parikh, E. Chu, B. Peleato, J. Eckstein, *et al.*, "Distributed optimization and statistical learning via the alternating direction method of multipliers," *Foundations and Trends® in Machine learning*, vol. 3, no. 1, pp. 1–122, 2011.

[20] G. Lai, W.-C. Chang, Y. Yang, and H. Liu, "Modeling long-and short-term temporal patterns with deep neural networks," in *The 41st International ACM SIGIR Conference on Research & Development in Information Retrieval*, pp. 95–104, 2018.

Supplementary Material: Normalizing Flow Regression

In this part we derive the ADMM algorithm for NFR estimation. We first derive a matrix form expression of the negative log likelihood (NLL) $\sum_{i=1}^{n} g_{\boldsymbol{\theta}}^2(y_i;\mathbf{x}_i) - 2\log\left(g'_{\boldsymbol{\theta}}(y_i;\mathbf{x}_i)\right)$. Define:

$$\mathbf{H} = \begin{bmatrix} 1 & h_0(y_1) & \dots & h_{L+1}(y_1) \\ \vdots & \vdots & \vdots & \vdots \\ 1 & h_0(y_n) & \dots & h_{L+1}(y_n) \end{bmatrix},$$

$$\mathbf{H}' = \begin{bmatrix} 0 & h_0^{'}(y_1) & \dots & h_{L+1}^{'}(y_1) \\ \vdots & \vdots & \vdots & \vdots \\ 0 & h_0^{'}(y_n) & \dots & h_{L+1}^{'}(y_n) \end{bmatrix},$$

where the rows of $\mathbf{H}$ are the dictionary functions as defined in (3) in the main text, while the rows of $\mathbf{H}'$ are the corresponding derivatives. Note that the rows are of length $L+3$. Denote by $\mathbf{h}^T(y_i)$ and $\mathbf{h}^{'T}(y_i)$ the i'th row of $\mathbf{H}$ and $\mathbf{H}'$, respectively. Then $g_{\boldsymbol{\theta}}(y_i;\mathbf{x}_i) = \mathbf{h}^T(y_i)\left(\mathbf{A}\mathbf{x}_i + \boldsymbol{b}\right)$ and $g'_{\boldsymbol{\theta}}(y_i;\mathbf{x}_i) = \mathbf{h}^{'T}(y_i)\left(\mathbf{A}\mathbf{x}_i + \boldsymbol{b}\right)$. Thus, the NLL can be written as:

$$\sum_{i=1}^{n} \left(\mathbf{h}^T(y_i)\left(\mathbf{A}\mathbf{x}_i + \boldsymbol{b}\right)\right)^2 - 2\log\left(\mathbf{h}^{'T}(y_i)\left(\mathbf{A}\mathbf{x}_i + \boldsymbol{b}\right)\right).$$

Denote the row-wise vectorized form of $\mathbf{A}$ by $\mathbf{a}$, such that:

$$\mathbf{a} = \left[\mathbf{A}_{1:}, ..., \mathbf{A}_{(L+3):}\right] = \left[A_{1,1}, ..., A_{1,k}, ..., A_{L+3,1}, ..., A_{L+3,k}\right],$$

where $\mathbf{A}_{i:}$ is the i'th row of $\mathbf{A}$. We now convert the terms $\mathbf{h}^T(y_i)(\mathbf{A}\mathbf{x}_i + \boldsymbol{b})$ and $\mathbf{h}^{'T}(y_i)(\mathbf{A}\mathbf{x}_i + \boldsymbol{b})$ into vector forms. It holds that:

$$\mathbf{h}^T(y_i)(\mathbf{A}\mathbf{x}_i + \boldsymbol{b}) = \sum_{\ell=1}^{L+3} \left[\mathbf{h}^T(y_i)\right]_\ell \left(\mathbf{x}_i^T \mathbf{A}_{\ell:} + b_\ell\right),$$

which is equal to:

$$\left(\mathbf{h}^T(y_i) \otimes \mathbf{x}_i^T\right)\mathbf{a} + \mathbf{h}^T(y_i)\boldsymbol{b} = \left[\mathbf{h}^T(y_i) \otimes \mathbf{x}_i^T \quad \mathbf{h}^T(y_i)\right]\mathbf{w},$$

where $\mathbf{w} = \begin{bmatrix}\mathbf{a} \\ \boldsymbol{b}\end{bmatrix}$. Similarly,

$$\mathbf{h}'^T(y_i)(\mathbf{A}\mathbf{x}_i + \boldsymbol{b}) = \left[\mathbf{h}'^T(y_i) \otimes \mathbf{x}_i^T \quad \mathbf{h}^{'T}(y_i)\right]\mathbf{w}.$$

Using the following notation:

$$\mathbf{p}_i^T = \left[\mathbf{h}^T(y_i) \otimes \mathbf{x}_i^T \quad \mathbf{h}^T(y_i)\right]$$
$$\mathbf{q}_i^T = \left[\mathbf{h}'^T(y_i) \otimes \mathbf{x}_i^T \quad \mathbf{h}^{'T}(y_i)\right],$$

the NLL can be written as:

$$\mathbf{w}^T\left(\sum_{i=1}^{n} \mathbf{p}_i\mathbf{p}_i^T\right)\mathbf{w} - 2\sum_{i=1}^{n}\log\left(\mathbf{q}_i^T\mathbf{w}\right).$$

The above is equivalent to:

$$\mathbf{w}^T\left(\sum_{i=1}^{n} \mathbf{p}_i\mathbf{p}_i^T\right)\mathbf{w} - 2\sum_{i=1}^{n}\log\left(z_i\right), \quad s.t. \quad \mathbf{z} = \mathbf{Q}\mathbf{w},$$

where

$$\mathbf{Q} = \begin{bmatrix}\mathbf{q}_1^T \\ \vdots \\ \mathbf{q}_n^T\end{bmatrix}.$$

The ADMM objective now becomes:

$$\mathbf{w}^T\left(\sum_{i=1}^{n} \mathbf{p}_i\mathbf{p}_i^T\right)\mathbf{w} - 2\sum_{i=1}^{n}\log\left(z_i\right) + \mathbf{y}^T(\mathbf{Q}\mathbf{w} - \mathbf{z}) + \frac{\rho}{2}\|\mathbf{Q}\mathbf{w} - \mathbf{z}\|_2^2.$$

We now derive the alternating minimization steps. First, with respect to $\mathbf{w}$ the objective is quadratic. Ignoring all terms free of $\mathbf{w}$, the objective becomes:

$$\mathbf{w}^T\left(\sum_{i=1}^{n} \mathbf{p}_i\mathbf{p}_i^T + \frac{\rho}{2}\mathbf{Q}^T\mathbf{Q}\right)\mathbf{w} \quad + \quad \left(\mathbf{y}^T\mathbf{Q} - \rho\mathbf{z}^T\mathbf{Q}\right)\mathbf{w},$$

whose minimizer is given by:

$$\mathbf{w}_{min} = -\frac{1}{2}\left(\sum_{i=1}^{n} \mathbf{p}_i\mathbf{p}_i^T + \frac{\rho}{2}\mathbf{Q}^T\mathbf{Q}\right)^{-1}\mathbf{Q}^T\left(\mathbf{y} - \rho\mathbf{z}\right).$$

Next, ignoring all terms free of $\mathbf{w}$ the objective becomes:

$$\mathcal{L} = -2\sum_{i=1}^{n}\log\left(z_i\right) - \mathbf{y}^T\mathbf{z} + \frac{\rho}{2}\mathbf{z}^T\mathbf{z} - \rho\mathbf{w}^T\mathbf{Q}^T\mathbf{z}.$$

We then have:

$$\frac{\partial\mathcal{L}}{\partial z_\ell} = -\frac{2}{z_\ell} - y_\ell + \rho z_\ell - \rho\mathbf{q}_\ell^T\mathbf{w} = 0 \implies$$
$$\rho z_\ell^2 - z_\ell\left(\rho\mathbf{q}_\ell^T\mathbf{w} + y_\ell\right) - 2 = 0.$$

Since $\rho > 0$, the only positive solution is

$$z_\ell^* = \frac{\rho\mathbf{q}_\ell^T\mathbf{w} + y_\ell + \sqrt{\left(\rho\mathbf{q}_\ell^T\mathbf{w} + y_\ell\right)^2 + 8\rho}}{2\rho}.$$

The second derivative at that point is positive, and therefore z_ℓ^* is a minimum point. Together with the dual update, each ADMM iteration consists of three step as described in Algorithm 1 in the main paper, with $\mathbf{P} = \sum_{i=1}^{n}\mathbf{p}_i\mathbf{p}_i^T$ and $\mathbf{Q}$ defined above.