

# TAEN: Temporal Aware Embedding Network for Few-Shot Action Recognition

Rami Ben-Ari <sup>\*1</sup>, Mor Shpigel<sup>\*†2</sup>, Ophir Azulai<sup>\*1</sup>, Udi Barzelay<sup>\*1</sup>, and Daniel Rotman<sup>1</sup>

<sup>1</sup> IBM Research AI, Haifa, Israel

<sup>2</sup> Technion, Haifa, Israel

{ramib, ophir, udib, danieln}@il.ibm.com, mor.shpigel@gmail.com

**Abstract.** Classification of a new class entities requires collecting and annotating hundreds or thousands of samples that is often prohibitively time consuming and costly. Few-shot learning (FSL) suggests learning to classify new classes using just a few examples. Only a small number of studies address the challenge of using just a few labeled samples to learn a new spatio-temporal pattern such as videos. In this paper, we present a Temporal Aware Embedding Network (TAEN) for few-shot action recognition, that learns to represent actions, in a metric space as a trajectory, conveying both short term semantics and longer term connectivity between sub-actions. We demonstrate the effectiveness of TAEN on two few shot tasks, video classification and temporal action detection. We achieve state-of-the-art results on the Kinetics few-shot benchmark and on the ActivityNet 1.2 few-shot temporal action detection task. Code will be released upon acceptance of the paper.

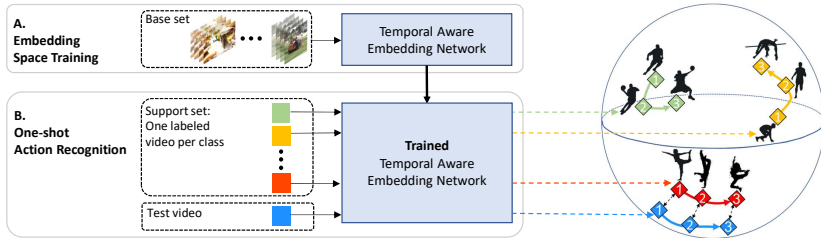
**Keywords:** Action recognition, Few shot learning, Deep embedding, Distance metric learning

## 1 Introduction

Action recognition is one of the fundamental problems in computer vision, with empowered applications ranging from video navigation, event detection, retrieval, and human-robot collaboration. This problem often manifests itself as one of two individual tasks. The first task is video classification that aims to classify actions that often expand through the entire video. These actions are often trimmed from a longer footprint, usually are a few seconds long and referred to as a trimmed video. The second, more challenging task is temporal action detection. In this setting, actions appear as short temporal sections within a long video that can last several minutes. The goal is to detect the temporal location at which an action takes place and classify that action. These longer videos are referred to as untrimmed videos.

<sup>\*</sup> Equal contribution

<sup>†</sup> Performed this work while an intern at IBM Research



**Fig. 1. Action representation as a trajectory on a metric space.** We train an embedding space where actions are decomposed to sub-actions and distinguished by their trajectory in the feature space. This representation carries both semantics, fine-grained temporal representation and temporal order in a coarse granularity. Using the trained embedding network, we embed  $n$  videos from different classes ( $n$ -way, 1-shot scenario) and the query test video. The query is then classified based on distance between trajectories illustrated by the black arrows between red and blue trajectories.

Deep learning models have been successfully utilized for action recognition [9,20,5,23]. Although these models obtain remarkable results, they require large amounts of labeled training data. Thus Learning a new action class requires the manual collection and annotation of hundreds of sample videos which is time consuming and costly, particularly in videos where often the temporal annotation can be exhaustive. Weakly supervised strategies [22,23] alleviate the labour of annotating videos, by tagging over the entire video (without temporal annotation). However, due to the weak labels it often requires a larger data set to allow the learning of discriminative features. In cases where it is hard to collect new samples due to rarity of new class examples few-shot learning methods may have no alternative. Therefore, there is an increasing demand for strategies that can learn *new categories* from just a few video examples, often one to five. This is in contrast to transfer learning where tens or hundreds of new labeled examples are needed to learn a new domain.

The task of learning new categories from a small number of labeled examples is known as few-shot learning (FSL). Typical FSL methods are based on meta-learning [2,21], distance metric learning [29,17] and synthesis methods [4,6].

In practice, in the few-shot setting, the model is trained on a so-called 'base set', usually of moderate size, in a way that makes it capable of classifying new unseen classes from just a few samples, often one to five. During the evaluation, we usually have  $k$  labeled examples referred as  $k$ -shots from  $n$  unseen classes, known as  $n$ -ways. This  $n \times k$  sample set constitutes the so-called 'support set'. In FSL, the task is classification of a query sample belonging to one of the  $n$  classes. For evaluation, in each 'episode' we are given  $n \times k$  videos as support set, and a query video for classification.

Action recognition in videos has been greatly advanced thanks to powerful features such as dense trajectories [28], and later on with the appearance of deep features: the Two-Stream networks [24], C3D [27], and I3D [34]. Prior to deep features this was tackled by extracting spatio-temporal local descriptors from space-time interest points [28] (iDTF) presenting trajectories in pixel-time space. The sparse patterns of trajec-

tories were then analyzed to distinguish between different actions. However, these trajectories do not convey the semantic information gained in deep representations such as two-stream networks, I3D or C3D. In contrast, common deep features miss the long term trajectories involved with complex actions, by processing short video segments (usually 16 consecutive frames). Sub-action decomposition was therefore suggested as a remedy [9,20]. These sub-actions are short temporal segments of a longer action in video. In this paper we view sub-actions as *consecutive* temporal segments of an action, determined also by its temporal order (arranged in the feature space). Our method builds upon the idea of using sub-actions and their temporal order, to characterize actions as a *trajectory* in a metric space, eventually learning the motion in the deep feature space associated with a class of actions. This allows recognition of a new action class from only a few examples, typically one per class (see Fig. 1).

While few-shot learning has been extensively studied in the context of visual recognition [15,26,7,25], few studies address the challenge of learning from a few instances to detect spatio-temporal patterns. In particular, only a few works have been proposed for few-shot learning in action recognition and specifically for video classification [1,33] and temporal action detection [31]. In this paper, we address the tasks of few-shot learning video classification and show also an extension to the task of temporal action detection. Our suggested method is based on learning of ordered sequence of sub-actions in videos.

In this work, we propose a novel approach based on Distance Metric Learning (DML) for few-shot action recognition called Temporal Aware Embedding Network - TAEN, as described schematically in Fig. 1. We train an embedding space that can reliably represent long term sub-action dependencies by their representation as a trajectory in a metric space. This preserves the temporal order of sub-actions while carrying the semantics encoded in deep features. Using a trajectory distance enables our method to distinguish between even fine-grained actions, manifested as similar actions that differ only in some intermediate part (i.e a sub-action).

We evaluate TAEN on Kinetics-400 data set [13]. For extension of TAEN to temporal action detection we build upon the BMN temporal region proposal [18] and evaluate our method on a benchmark previously suggested by [31] and performed on ActivityNet 1.2 [8]. Our evaluation shows that we surpass the state of the art on both video classification and temporal action detection in a few-shot setting. Our method is computationally cheap and scalable, relying on training of only a few fully connected layers and the computation of class representations only once. TAEN allows classification of new action categories fairly well, even with a single example.

Our contributions are threefold: **First**, we suggest a new metric learning method that encodes the long term sub-action connectivity into an embedding space, eventually representing the actions as trajectories in *metric space*. **Second**, we suggest a novel loss function that allows an effective learning of class action trajectories. To this end, we incorporate a diversity loss and sub-action change loss. **Third**, using the same model we present state of the art results on the two tasks, video classification and temporal action detection.

## 2 Related work

Few-shot learning has received significant attention in image classification [7,15,25,26], and object detection [10,11]. Yet only a few works have been published relating to few-shot action recognition [1,33,31].

### 2.1 Sub-actions

Decomposing actions into characteristic sub-actions has been studied before [9,20]. A common practice in these works consists of aggregating and pooling local features from sub-action segments. While naive approaches use mean or maximum pooling, recent studies extend the pooling techniques by incorporating them into Deep Neural Network (DNN), namely NetFV [16] and NetVLAD [5]. By looking for correlations between a set of primitive action representations, ActionVLAD [5] has shown state-of-the-art performance in several action recognition benchmarks. However, cluster-and-aggregate based methods such as NetVLAD assign soft-clusters to every frame in the video and therefore also uses too fine a granularity for complex actions. These methods further ignore the temporal ordering that might be crucial for recognizing an action from a single example. Therefore, these methods are not well suited for the few-shot settings.

Typically a few sub-actions are enough to represent simple actions, while complex actions would need to be represented with more parts. Based on this assumption, Hou et al. [9] suggested a temporal action localization method, trying to optimize the number of sub-actions for each action class. However, this method uses the hand crafted dense trajectory features (iDTF) [28] and does not handle few-shots. In [20], the sub-action notion is used in the context of weakly supervised temporal action localization and different from the few shot setting.

### 2.2 Few-shot video classification

To the best of our knowledge, only two methods have been published for few-shot action recognition in trimmed videos. The first by Zhu and Yang [33] is based on memory networks and meta-learning that require heavy computation and space resources to learn new representations for each episodic task. They further use a single embedding vector to represent the entire video, that does not capture the temporal structure of the action and focuses mainly on the most distinguishable segment of a video. The more recent approach by Bishay et al. [1] named TARN, addresses FSL on short video segments by calculating the relation between a query and support video with a similarity measure between *aligned* segments. Their model searches for relations between short-length segments (16 frames) and therefore still relies on an extremely fine action granularity, while in the relation process the temporal order is further lost.

### 2.3 Few-shot temporal action detection

Few-shot temporal action detection aims to detect action occurrences in long untrimmed videos with just a few training examples as input [31]. While metric learning approaches

have found their way to few-shot learning object detection tasks [11,10], their use in the few-shot temporal action detection task has been rarely studied. The recent attempt taken for this task by Yang et al. [31] suggests a meta-learning method based on Matching Networks and uses a Long-Short Term Memory (LSTM) video encoder. Being the first to set a benchmark for this task, their method is computationally heavy as it requires optimization over many different episodes. Moreover, to tackle action localization, they use a sliding window approach for action proposals, which further sets a high computational cost and a high imbalance in the training set. This typically yields high false-positive rates and inflexible activity boundaries. Recent work shows that a more effective and efficient way is using a temporal region proposal method [3,30,32]. In fact, new temporal region proposal methods such as [18,19] are now suggested as part of temporal action detection pipelines.

### 3 TAEN

Fig. 2 presents our model architecture. We define the *trajectory* in the DML space as a collection of sub-action representatives (also referred as centroids) with temporal order. Actions can then be represented in the metric space by moving along "waymarks", drawing a trajectory in the feature space. In this paradigm waymarks are represented by consecutive sub-actions. In the few-shot video classification and temporal action detection our goal is to train a model that will be able to generalize to new unseen classes. To this end, we propose a novel method that relies on two main steps:

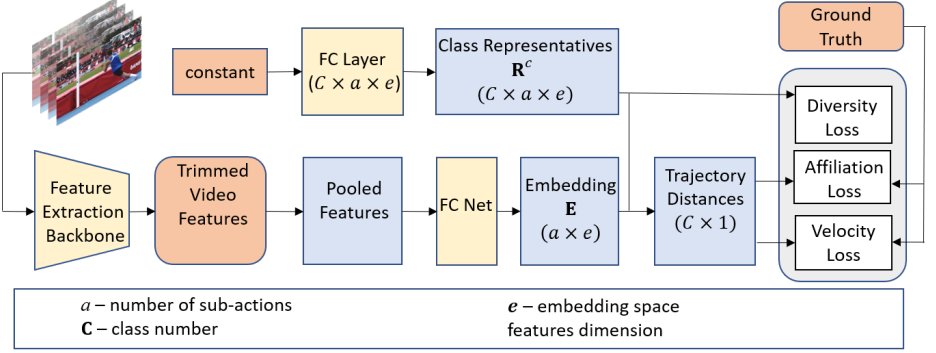
1. Learn an embedding space where actions are represented by well-separated trajectories. Action trajectories are represented by  $a \in \mathbb{N}$  temporally ordered centers, one for each sub-action.
2. Classify new videos according to their *trajectory* signature.

#### 3.1 Embedding architecture

Our network architecture is inspired by the RepMet architecture [11] that enables the parallel training of the embedding and the sub-action representatives (centroids). This architecture allows joint learning of multiple representatives per class, sub-actions in our case, while training them with the embedding to reach optimized embeddings and centroids.

We design a novel loss function to allow discrimination of trajectories in the embedding space. Our training is done in batches but for simplicity we will describe a single video flow through the architecture. The model architecture is depicted in Fig. 2.

The model input is a series of video features  $\mathbf{X} \in \mathbb{R}^{T \times d_{feat}}$  computed using some pretrained backbone (e.g., C3D or I3D architectures), where  $T$  is the number of video segments, namely sub-actions and  $d_{feat}$  is the dimension of the backbone output features. We divide the video into  $a$  segments and calculate the representation for each segment by average pooling:  $\mathbf{X}_p \in \mathbb{R}^{a \times d_{feat}}$ . Here,  $a$  represents the number of sub-actions. Next, we use  $\mathbf{X}_p$  as an input to the DML network, which consists of a few fully connected layers with RELU activation functions. We denote the embedding network output for certain class  $c$  as  $\mathbf{E} \in \mathbb{R}^{a \times e}$ , where  $e$  is the embedding space feature dimension. Typically,  $e \leq d_{feat}$ .



**Fig. 2. The TAEN model** is designed to jointly train the DML-embedding (lower branch) along with the  $a$  sub-action representatives (upper branch).

### 3.2 Sub-action centroids

In order to allow joint training of multiple sub-actions, we build on an architecture that adds a secondary branch as described in Fig. 2. This branch allows computing our sub-action representatives (a.k.a centroids) for each action class. The sub-action representatives are derived by using a constant scalar as input to a fully connected layer with  $C \times a \times e$  parameters, where  $C$  is the number of action classes in the training set [11]. We reshape the fully connected network output into  $C$  segments (one for each class) denoted by  $\mathbf{R}^c \in \mathbb{R}^{a \times e}$ ,  $\forall c = 1, \dots, C$ . We also denote  $\mathbf{R}_i^c \in \mathbb{R}^e$  as the representation of the  $i$ -th sub-action of class  $c$  in the DML-embedding space. Note that  $\mathbf{R}_i^c$  is the  $i^{\text{th}}$  dimension of tensor representation of  $\mathbf{R}^c$ .

### 3.3 Loss function

From the two branches described above, we obtain the video embedding in the DML-space  $\mathbf{E}$  and the representative centers for each class  $\mathbf{R}^c$ . These representative centers denote the learned sub-actions for our trajectories in the embedding space. Using the video embedding and the data driven centroids, we can calculate the distance associated with the trajectories in the embedding space as:

$$d(\mathbf{E}, \mathbf{R}^c) = \frac{1}{a} \sum_{i=1}^a d(\mathbf{E}_i, \mathbf{R}_i^c), \forall c = 1, \dots, C \quad (1)$$

where  $\mathbf{E}_i$  is the  $i^{\text{th}}$  sub-action of  $\mathbf{E}$  and  $d(\cdot, \cdot)$  is some vector distance metric e.g., euclidean or cosine distance. As the distance metric  $d$  we use the cosine distance over a hypersphere, i.e., unit normalized embedding vectors  $\mathbf{E}$ ,  $\mathbf{R}^c$  (see in Fig. 1). Using the class representatives and the trajectory distance metric, we can calculate the training loss for our model. The loss consists of the following three components:

1. **Affiliation loss:** For a given embedding video  $\mathbf{E}$ , this loss minimizes the distance of the embedding sub-actions from their representative centers:

$$\mathcal{L}_{aff} = \sum_{i=1}^a d(\mathbf{E}_i^c, \mathbf{R}_i^c), \quad (2)$$

where  $c$  is the true class index (extracted from labeled data) and  $\mathbf{R}_i^c$  denotes the representative center of the  $i^{\text{th}}$  sub-action of class  $c$ .

2. **Motion loss:** This loss measures the deviation in the trajectory gradient, approximated by the vector of change between consecutive sub-actions:

$$\mathcal{L}_{mot} = \sum_{i=1}^{a-1} -\langle \mathbf{E}_{i+1}^c - \mathbf{E}_i^c, \mathbf{R}_{i+1}^c - \mathbf{R}_i^c \rangle, \quad (3)$$

where  $\langle \cdot, \cdot \rangle$  denotes the inner product operator. Note that this loss drives the embedding space to higher diversity between sub-actions due to dependency on the norm of vectors between sub-actions. It further drives the space toward alignment between the model and test motion vectors.

3. **Diversity loss:** This loss term aims to prevent the different sub-action representatives in each class from collapsing into one point in the embedding space. Short trajectories determined by close points introduce less discriminative characteristics. To avoid such a case, we enforce the diversity loss on the corresponding sub-actions. Semantically, this loss ensures that the sub-action centroids in each class, will be sufficiently apart from each other. This is achieved by penalizing large correlations between different sub-action representatives:

$$\mathcal{L}_{div} = \sum_{c=1}^C \sum_{i=1}^a \sum_{\substack{j=1 \\ j \neq i}}^a 1 - d(\mathbf{R}_i^c, \mathbf{R}_j^c) \quad (4)$$

Finally, the total loss consists of the weighted sum of the above three terms:

$$\mathcal{L}_{total} = w_{aff} \cdot \mathcal{L}_{aff} + w_{mot} \cdot \mathcal{L}_{mot} + w_{div} \cdot \mathcal{L}_{div}, \quad (5)$$

where  $w_{aff}$ ,  $w_{mot}$  and  $w_{div}$  are tuned as part of the hyper-parameters tuning process. In the next section we provide additional details on our method implementation for action classification and for temporal action detection.

At test time we measure similarity between actions as a weighted distance between discrete point-wise similarity and motion:

$$d_{test} = \sum_{i=1}^a w_{aff} d(\mathbf{E}_i, \mathbf{R}_i^c) + w_{mot} \langle \mathbf{E}_{i+1} - \mathbf{E}_i, \mathbf{R}_{i+1}^c - \mathbf{R}_i^c \rangle \quad (6)$$

## 4 Evaluation

In the few-shot scenario, our goal is to train a network that generalizes well to new action classes. In this setup, we are given a training set that consists of labeled videos

from different classes. This set is denoted as the "base set" and is only used during training. For testing, we are given a small number of videos from *new* classes that were not available in the base set. Our task is video classification in trimmed videos or temporal action detection in untrimmed videos.

#### 4.1 Training

For the classification task, we follow the experimental set-up in previous works using the same backbone feature extractor-C3D pretrained on Sports-1M [12]. Using the pre-trained backbone on an external dataset is justified to allow fair comparison to previous works [1,33]. For the temporal action detection experiments we pretrain our I3D backbone only on the *base* set of ActivityNet 1.2 to avoid any chance of feature "contamination". We follow the evaluation process as in [31] detailed in section 5.

#### 4.2 Testing

In the few-shot setting, tests are determined by episodes of  $n$ -way,  $k$ -shot tasks, where at each test episode we sample  $k$  videos from  $n$  different classes (total of  $n \times k$  videos) to build the support set (please see Sec. 1 for definitions). In our model, each episode is represented by  $n$  trajectories (one representative trajectory per-class). Representation over  $k$ -shots is computed by average pooling over corresponding sub-actions.

For the video classification task, each trimmed video is mapped to a trajectory in the embedding space and the class is derived using the nearest trajectory (see Eq. (6)). For the task of action detection, we build upon a *temporal* region proposal network [18] and follow the same process with the candidate proposals. We then filter out background segments by thresholding over the scores. The test pipeline is described in Fig. 3.

**TAEN based video classification:** Using the trained embedding network, we build the support set trajectories by computing sub-action representatives for the  $n$  classes. Next, given a query video, belonging to one of the  $n$  classes, we calculate the video embedding using the trained model. Classification is then based on the nearest trajectory using the trajectory distance metric in Eq. (6).

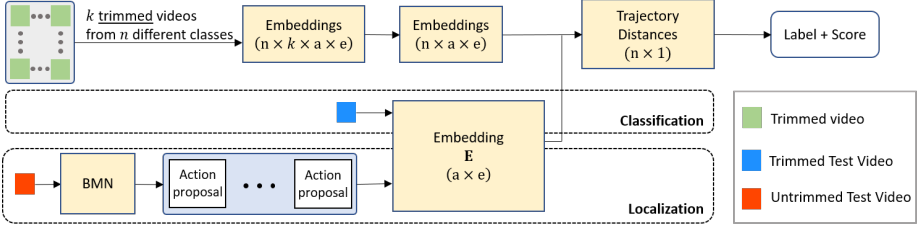
**TAEN based localization** Similarly to the classification task, the base and the support set are trimmed videos that are defined by the ground truth annotations in untrimmed videos. The trajectories for each support class are calculated in the same way as in the classification task. Yet in the detection task, the query is an untrimmed video. We therefore decompose the video into temporal regions using a standard temporal action proposal method. Proposal segments are then classified and scored according to trajectory distance. The probability of an action proposal belonging to certain action class i.e., one of the  $n$ -way classes is set by:

$$p_m^c = \exp\left(-\frac{d^2(\mathbf{E}, \mathbf{R}^c)}{2\sigma^2}\right), \quad (7)$$

where  $\sigma$  is an hyper-parameter that controls the standard deviation of the probability measure. Then, using the probabilities we associate the  $m^{\text{th}}$  action proposal to one of the classes  $\hat{c}_m$  and calculate the score:

$$\hat{c}_m = \arg \max_c p_m^c, \quad s_i = p_m^{\hat{c}_m} \quad (8)$$





**Fig. 3. Test Model Architecture:** Top branch: Using the same flow as in Fig. 2 and the trained DML, we obtain the embedding for all support set videos and the corresponding sub-actions. Middle branch - classification: For the classification task, given a query trimmed test video, the video is decomposed to  $a$  sub-actions and mapped into our DML space as a set of ordered points creating a trajectory. Classification is then performed based on the trajectory distance from the support classes using minimal distance. Lower branch - Localization: For the localization task we are given one untrimmed video. We use the BMN temporal region proposal network to decompose the video into action proposals. Proposals are then treated as trimmed videos and classified in the support set. We use the trajectory distances to compute a confidence score. Rejecting background segments with low confidence score and Non-Maximal Suppression yields our final temporal localization.

where  $s$  is the score of the  $m^{\text{th}}$  proposal. Eventually, background segments are rejected based on this low confidence score.

## 5 Experimental results

**Implementation details:** To train the proposed architecture we use SGD. We set the batch size  $B = 30$ , learning rate  $\eta = 5 \cdot 10^{-4}$  and momentum  $m = 0.9$  to minimize the loss defined in Eq. (5), in the video classification task. We used  $\alpha = 0.2$  as the margin for the sub-action loss. In the classification experiments we obtained the best results with  $w_{aff} = 1$ ,  $w_{mot} = 0.5$  and  $w_{div} = 20$ . In the localization experiments we used the same parameters except a larger batch size of  $B = 50$ . In addition, we used  $\sigma = 0.5$  as the probability standard deviation hyper-parameter. We obtained best performance for  $a = 5$ , i.e. decomposing the videos into 5 sub-actions.

### 5.1 Classification

We start by evaluating our architecture performance on the classification task. In [33], the authors introduced a dataset for few-shot classification which is a modification of the original Kinetics-400 dataset [14], consisting of 400 categories and 306,245 videos, covering videos from a wide range of actions and events, e.g., dribbling basketball, robot dancing, shaking hands and playing violin. The modified dataset contains videos from 100 categories out of 400 available ones randomly selected from the original Kinetics-400 dataset. Each class category contains 100 videos. In addition, the authors divided the dataset into 64, 12, and 24 non over-lapping classes for training, validation

and testing respectively. In our classification evaluation, we use the same dataset and evaluation protocol as defined in [33] and followed by [1].

**Feature extraction** We follow the feature extraction protocol of C3D trained on Sports-1M [12], as in [33,1] to perform a fair comparison to the previous works. Note that the feature extraction network is trained on a different dataset than Kinetics. Using the pre-trained C3D architecture, the 4096D features are extracted from the the last FC layer (i.e. FC7) of the network, corresponding to 16 consecutive frames, and then used as input for our architecture as illustrated in Fig. 2. We divide the video into " $a$ " non-overlapping segments and use average pooling to obtain the representation for each segment. Note that each video segment represents a different sub-action in the original video.  $\mathbf{X}_p$  is used as an input to our embedding network. In these experiments we used a network with two hidden layers and RELU activation function to obtain the embedding network output  $\mathbf{E} \in \mathbb{R}^{a \times e}$  with  $e = 2048$ .

**Evaluation protocol** We compare our model with several baselines and two previous methods. For each class, we randomly choose  $k$  videos where  $k = 1, \dots, 5$  is the number of shots. We use these  $n \times k$  videos to calculate class trajectories as described in Section 3. Then, we randomly draw one additional test video belonging to one of the  $n$  classes, and associate the video embedding to one of the  $n$  classes based on the lowest trajectory distance (Eq. (6)). We repeat this episode for 20,000 iterations and evaluate our performance based on the average accuracy.

**Results:** Table 1 shows our results compared to previous work on the Kinetics few-shot dataset and under the same protocol, as well as a baseline and an ablation study. As our baseline we use the C3D feature space without embedding, that represents the classification accuracy when each video is represented by a single C3D feature using max-pooling. Without our metric learning C3D shows inferior results (see Table 1). Our model benefit is manifested when actions are represented by their trajectories in the embedding space. The gaps with respect to C3D of absolute 6.85% for 1-shot and 4.22% for 5-shots further show the benefit of our method. Our model also outperforms previous state of the art for all number of shots. The proposed TAEN reaches 83.12% accuracy in 5-shot, which is equivalent to 12.7% reduction in error comparing the best previous result (of 80.66%). TAEN shows a growing gap for higher number of shots, with respect to previous methods showing that adding more samples (shots) allows smoother and more reliable trajectories as class representations.

The ablation study shows the impact of each term in our loss function, showing that diversity and motion terms both contribute to the performance. Note that the affiliation loss is the main term associating the actions with their relevant class.

Next, we depict in Fig. 4 the variation of accuracy with respect to sub-action granularity and number of shots. We observe that 3-5 sub-actions are sufficient to capture the action structure and enable improved recognition capability. We further show the state-of-the-art performance of [1] for 5-shots (dashed cyan) for reference. The results show the robustness of our method, where we outperform [1] in a wide range of sub-action decomposition and even with 4-shots. An interesting comparison is to the raw C3D features, i.e., without using our embedding network. Fig. 4 shows a large margin in 1-shot compared to raw C3D features (see bold and dashed purple lines in Fig. 4). The gap between TAEN and raw C3D 1-shot results is maintained for any number of

Method	Benchmark				Ablation		
	C3D <sup>1</sup>	CMN [33]	TARN [1]	TAEN	$w_{aff} = 0$	$w_{div}=0$	$w_{mot} = 0$
1-shot	60.42	60.50	66.50	<b>67.27</b>	24.65	67.16	67.61
2-shot	70.10	70.00	74.56	<b>74.87</b>	25.30	74.15	74.19
3-shot	75.09	75.60	77.33	<b>79.06</b>	24.70	77.97	78.32
4-shot	77.80	77.30	78.89	<b>81.78</b>	24.52	80.01	80.55
5-shot	79.76	78.90	80.66	<b>83.12</b>	24.79	81.04	81.55

**Table 1.** Benchmark and ablation study: Video classification accuracy for different shots, compared to state of the art. Best performances are in bold obtained by TAEN with decomposition to five sub-actions (refer to Fig. 4 for more details). Our method outperforms previous SOTA with larger margins in higher number of shots. C3D means directly using the backbone features in test, without using DML and is shown as baseline. Ablation: ( $w_{\cdot} = 0$ ) shows the impact for different parts of the loss function, with the affiliation loss as the main part. All of our tests were conducted with the same random seed.

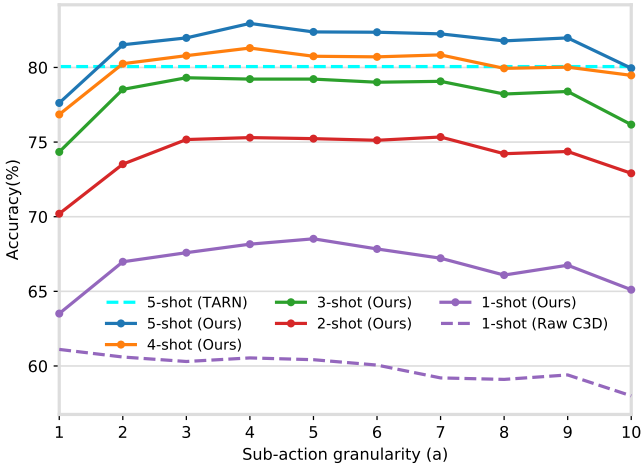
sub-actions, emphasizing the significant contribution of our embedding model in the 1-shot scenario.

For detailed analysis, we show in Fig. 5 the variation in accuracy of our model, with respect to number of categories  $n$  ( $n$ -ways), overlaid with previous state-of-the-art results. This figure shows the sharp decrease in accuracy with  $n$  for low number of shots (1,2) as expected, while for higher shots (4,5) there is a moderate degradation. Examining the 5-shot curve shows that our model reaches the SOTA performance with one additional category involved with 5-shots (6-way instead of 5-way). The dashed purple line shows the lower bound obtained from raw C3D features. Note again the higher impact of our model especially in low shots.

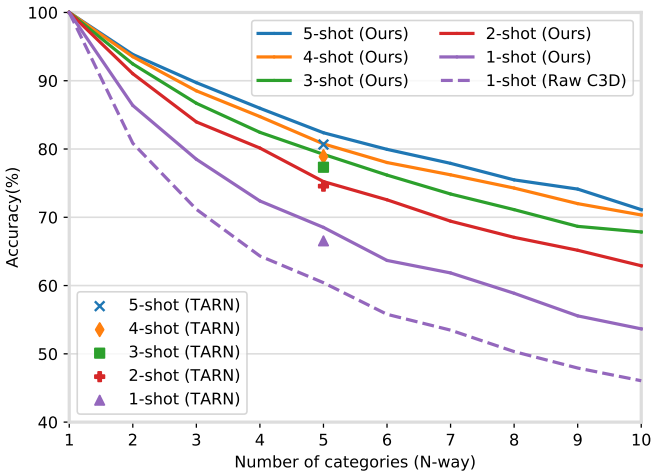
## 5.2 Temporal Detection

In this section we illustrate an extension of our model to the temporal few-shot action detection task. To this end, we evaluate our model on the ActivityNet1.2 dataset [8], as previous few-shot results are reported on this dataset [31]. The ActivityNet1.2 dataset contains roughly 10k untrimmed videos with 100 activity classes. The 100 activity classes are randomly split into 80 classes (ActivityNet1.2-train-80) for training and 20 classes (ActivityNet1.2-test-20) for testing. Our few-shot action localization network is trained on videos containing only the 80 classes in the training set, denoted by ActivityNet-train-80, and is tested on the other 20 classes in the validation set, denoted by ActivityNet-val-20, following the protocol in [31].

**Evaluation:** In order to fit this task to our model we use the Boundary Matching Network (BMN), a temporal region proposal method [18]. We train the BMN on ActivityNet1.2-train-80 for a class-agnostic temporal region proposal. Note that our temporal region proposal is also trained only on the base set to avoid any train-test contamination. For each test video, BMN outputs 100 proposals represented by the start and end time of the actions and associated with a confidence score. We use this score for eliminating some proposals with a score threshold below 0.2. The remaining regions are then processed by TAEN in the same way as trimmed videos. We then reject



**Fig. 4.** Kinetics 5-way Accuracy vs. number of sub actions. The dashed cyan line indicates the state-of-the-art results [1] for 5-shots.



**Fig. 5.** Accuracy variation with number of shots and categories (n-ways) with comparison to baseline (without embedding). Shaped points show the state of the art results from [1].

background segments based on low TAEN confidence scores obtained from (8), and use standard Non-maximum Suppression (NMS) for final temporal localization. We show results on I3D trained *only on the base set*.

For evaluation we follow the typical protocol in few shot object detection task [11]. Our benchmark contains multiple random episodes (instances of the few-shot detection tasks). We randomly choose  $n = 5$  test classes in ActivityNet1.2-test-20. For each test class we randomly sample  $k$  videos (number of shots). As standard procedure, we extract the action segments from the ground truth annotations to build the support set. The rest of the videos from these classes are used as query examples with this episodic benchmark (namely, using the same support set). To get reliable test results, we randomly sample 100 different episodes, creating over 1500 query samples per class (based on 20 test samples in average per class). Then we compute multi-class average precision for each episodic task, and average over all episodes. The detection performance is measured via the standard mean average precision (mAP). The evaluation of our approach and SOTA are reported in Table 2. The results show that TAEN can provide high results also for the temporal localization task. While we achieve similar result to the previous work in [31] in 1-shot, we outperform [31] by a large margin in 5-shots. This shows again the higher performance expected when larger samples yield more reliable trajectories (with damped noise).

Method	mAP@0.5	Avg. mAP
SMN@1 [31]	22.3	9.8
SMN@5 [31]	23.1	10
TAEN@1(I3D)	21.99	9.78
TAEN@5(I3D)	33.64	17.39

**Table 2.** Few-shot temporal action detection results on ActivityNet1.2 (in percentage). mAP @ tIoU threshold=0.5 and average mAP for the range [0.5, 0.95] are reported. @1 and @5 denote 1-shot and 5-shot respectively.

## 6 Summary and future directions

In this work, we proposed a deep embedding network for few-shot action classification in videos called Temporally Aware Embedding Network - TAEN. In this model, we suggested a new metric learning method that learns to encode actions in videos as trajectories in a metric space (in opposed to pixel-space) by a collection of temporally ordered sub-actions. The proposed architecture and loss function learn the coarse sub-action connectivity, by jointly learning the representation of sub-actions and the embedding. The associated loss function drives the embedding space to learn the action patterns by sub-action affiliation and motion between consecutive sub-actions, in the deep feature space. For effective *few-shot* class discrimination we suggest a trajectory distance that combines the affiliation and motion in the feature space. The proposed network requires no additional resources or fine-tuning on the target problem. We further

extend our model to few-shot action detection in untrimmed videos, and present state of the art results in both tasks of few-shot action classification and few-shot temporal action detection.

Combining our proposed approach with fine-tuning on the few support examples of the novel categories is a good orthogonal direction that could be interesting to explore in a follow up work.

## References

1. Bishay, M., Zoumpourlis, G., Patras, I.: Tarn: Temporal attentive relation network for few-shot and zero-shot action recognition. *BMVC* (2019)
2. C. Finn, P.A., Model-Agnostic, S.L.: Meta-learning for fast adaptation of deep networks. In: *arXiv:1703.03400* (2017)
3. Chao, Y.W., Vijayanarasimhan, S., Seybold, B., Ross, D.A., Deng, J., Sukthankar, R.: Rethinking the faster r-cnn architecture for temporal action localization. *CVPR* (2018)
4. E. Schwartz, L. Karlinsky, J.S.S.H.M.M.A.K.R.F.R.G., Bronstein, A.M.: Delta-Encoder: an effective sample synthesis method for few-shot object recognition. In: *NIPS* (2018)
5. Girdhar, R., Ramanan, D., Gupta, A., Sivic, J., Russell, B.: Actionvlad: Learning spatio-temporal aggregation for action classification. *CVPR* (2017)
6. Hariharan, B., Girshick, R.: Low-shot visual recognition by shrinking and hallucinating features. In: *ICCV* (2017)
7. Hariharan, B., Girshick, R.: Low-shot visual recognition by shrinking and hallucinating features. *ICCV* (2017)
8. Heilbron, B.G.F.C., Escorcia, V., Niebles, J.C.: A large-scale video benchmark for human activity understanding. In: *CVPR* (2015)
9. Hou, R., Sukthankar, R., Shah, M.: Real-time temporal action localization in untrimmed videos by sub-action discovery. *BMVC* (2017)
10. Kang, B., Liu, Z., Wang, X., Yu, F., Feng, J., Darrell, T.: Few-shot object detection via feature reweighting. In: *ICCV* (2019)
11. Karlinsky, L., Shtok, J., Harary, S., Schwartz, E., Aides, A., Feris, R., Giryes, R., Bronstein, A.M.: Repmet: Representative-based metric learning for classification and few-shot object detection. *CVPR* (2019)
12. Karpathy, A., Toderici, G., Shetty, S., Thomas Leung, R.S., Fei-Fei, L.: Large-scale video classification with convolutional neural networks. In: *CVPR* (2014)
13. Kay, W., Carreira, J., Simonyan, K., Zhang, B., Hillier, C., Vijayanarasimhan, S., Viola, F., Green, T., Back, T., Natsev, P.: The Kinetics human action video dataset. *arXiv preprint arXiv:1705.06950* (2017)
14. Kay, W., Carreira, J., Simonyan, K., Zhang, B., Hillier, C., Vijayanarasimhan, S., Viola, F., Green, T., Back, T., Natsev, P., et al.: The kinetics human action video dataset. *arXiv:1705.06950* (2017)
15. Lee, K., Maji, S., Ravichandran, A., Soatto, S.: Meta-learning with differentiable convex optimization. *CVPR* (2019)
16. Lev, G., Sadeh, G., Klein, B., Wolf, L.: Rnn fisher vectors for action recognition and image annotation. *ECCV* (2016)
17. Li, W., Wang, L., Xu, J., Huo, J., Gao, Y., Luo, J.: Revisiting local descriptor based image-to-class measure for few-shot learning. In: *CVPR* (2019)
18. Lin, T., Liu, X., Li, X., Ding, E., Wen, S.: BMN: Boundary-Matching Network for Temporal Action Proposal Generation. In: *Proceedings of the IEEE International Conference on Computer Vision*. pp. 3889–3898 (2019)

19. Lin, T., Zhao, X., Su, H., Wang, C., Yang, M.: BSN: Boundary Sensitive Network for Temporal Action Proposal Generation. In: ECCV (2018)
20. Liu, D., Jiang, T., Wang, Y.: Completeness modeling and context separation for weakly supervised temporal action localization. CVPR (2019)
21. N. Mishra, M. Rohaninejad, X.C., Abbeel, P.: Meta-learning with temporal convolutions. In: arXiv:1707.03141 (2017)
22. Nguyen, P., Liu, T., Prasad, G., Han, B.: Weakly supervised action localization by sparse temporal pooling network. ECCV (2018)
23. Paul, S., Roy, S., Roy-Chowdhury, A.K.: W-TALC: weakly-supervised temporal activity localization and classification. ECCV (2018)
24. Simonyan, K., Zisserman, A.: Two-stream convolutional networks for action recognition in videos. In: NeurIPS (2014)
25. Snell, J., Swersky, K., Zemel, R.S.: Prototypical networks for few-shot learning. NeurIPS (2017)
26. Sung, F., Yang, Y., Zhang, L., Xiang, T., Torr, P.H., Hospedales, T.M.: Learning to compare: Relation network for few-shot learning. CVPR (2018)
27. Tran, D., Bourdev, L., Fergus, R., Torresani, L., Paluri, M.: Learning spatiotemporal features with 3d convolutional networks. In: ICCV (2015)
28. Wang, H., Klaser, A., Schmid, C., Liu, C.L.: Dense trajectories and motion boundary descriptors for action recognition. In: International Journal of Computer Vision (2013)
29. Wertheimer, D., Hariharan, B.: Few-shot learning with localization in realistic settings. In: CVPR (2019)
30. Xu, H., Das, A., Saenko, K.: R-C3D: Region Convolutional 3D Network for Temporal Activity Detection. ICCV (2017)
31. Yang, H., He, X., Porikli, F.: One-shot action localization by learning sequence matching network. CVPR (2018)
32. Zhao, Y., Xiong, Y., Wang, L., Wu, Z., Tang, X., Lin, D.: Temporal action detection with structured segment networks. ICCV (2017)
33. Zhu, L., Yang, Y.: Compound memory networks for few-shot video classification. ECCV (2018)
34. Zisserman, J.C..A.: Quo vadis, action recognition? a new model and the kinetics dataset. In: CVPR (2017)