

A Critical Overview of Privacy-Preserving Learning in Vector Autoregressive Models for Energy Forecasting

Carla Gonçalves^{a,b}, Ricardo J. Bessa^{a,*}, Pierre Pinson^c

^a*INESC TEC, Porto, Portugal*

^b*Faculty of Sciences of the University of Porto, Portugal*

^c*Technical University of Denmark, Copenhagen, Denmark*

Abstract

Cooperation between different data owners may lead to an improvement of forecast skill by, for example, taking advantage of spatio-temporal dependencies in geographically distributed renewable energy time series. Due to business competitive factors and personal data protection, these data owners might be unwilling to share their information, which increases the interest in collaborative privacy-preserving forecasting. This paper analyses the state-of-the-art and unveils several shortcomings of existing methods in guaranteeing data privacy when employing Vector Autoregressive (VAR) models. Mathematical proofs and numerical analysis are conducted to evaluate existing privacy-preserving methods divided into three categories: data transformation, secure multi-party computations, and decomposition methods. The analysis shows that state-of-the-art techniques have limitations in preserving data privacy, such as a trade-off between privacy and the correct estimation of model coefficients, while iterative processes in which intermediate results are shared can be exploited so that the original data can be inferred after some iterations.

Keywords: Vector autoregression, Forecasting, Time series, Privacy-preserving, ADMM

1. Introduction

The progress of the internet-of-things (IoT) and big data technologies may induce a disruptive evolution in the development of innovative data analytics approaches and algorithms. This additionally yields ideal conditions for data-driven services (from descriptive to prescriptive analysis), in which the accessibility to large volumes of data is a fundamental requirement, and the combination of data from different owners can provide valuable information for end-users and boost their competitiveness.

In order to conciliate data coming from different sources, several statistical approaches have emerged. For example, in time series forecasting, the Vector Autoregressive (VAR) model has been widely used to forecast

*Corresponding author

Email addresses: `carla.s.goncalves@inesctec.pt` (Carla Gonçalves), `ricardo.j.bessa@inesctec.pt` (Ricardo J. Bessa), `ppin@elektro.dtu.dk` (Pierre Pinson)

variables that may have different data owners. In the energy system domain, the intraday electricity market is becoming increasingly important as more wind and solar power enter the grid. This happens because renewable energy is highly variable and uncertain, and the imbalances between day-ahead contracts and produced volume often need to be minimized. The VAR model represents an efficient method to update very short-term forecasts (e.g., from 15 minutes to 6 hours ahead) with recent data, taking advantage of geographically distributed data collected from sensors (e.g., anemometer, pyranometer) and/or wind turbines and solar power inverters (Tastu et al., 2014; Bessa et al., 2015). A large number of potential data owners motivates the estimation of the VAR model’s coefficients by applying distributed optimization algorithms. In this domain, a widely used convex optimization technique is the Alternating Direction Method of Multipliers (ADMM), see Boyd et al. (2011). The combination of the VAR model and ADMM can be used as a core statistical model for collaborative forecasting (Cavalcante et al., 2017), which consists of collecting and conciliating information from diverse owners. The collaborative forecasting methods may require sharing data or coefficients depending on the structure of the data, and may or may not be concerned about data privacy. This process can also be called federated learning (Yang et al., 2019).

Some other examples of collaborative forecasting with VAR include: (a) forecasting and inventory control in supply chains, in which the benefits of various types of information-sharing options are investigated (Aviv, 2003, 2007); (b) forecasting traffic flow data (i.e. speeds) among different locations (Ravi & Al-Deek, 2009); (c) forecasting retail prices of a specific product at every outlet by using historical retail prices of the product at a target outlet and at competing outlets (Ahmad et al., 2016). The VAR is the simplest collaborative model but, conceptually, a collaborative forecasting model for time series does not need to be a VAR. Furthermore, the VAR can be extended to include exogenous information (see Nicholson et al. (2017) for more details) and to model non-linear relationships with past values (e.g. Li & Genton (2009) extend the additive model structure to a multivariate setting). Therefore, it is a powerful approach for modelling any type of multivariate time series data.

When performing collaborative forecasting, the concerns with the privacy of personal and commercially sensitive data are a critical barrier and require privacy-preserving statistical models. One of the most relevant changes in data regulation was the European Union (EU) General Data Protection Regulation (GDPR), which aims to give individuals control over their personal data and to simplify the regulatory environment for international business, by unifying the regulation within the EU (EU, 2016). Data protection authorities are able to impose fines up to 20 million EUR or 4% of a company’s worldwide turnover. Consequently, business processes that handle personal data must be (re)designed considering these privacy principles and require privacy-preserving data-driven processes.

The research on privacy-preserving statistical data analysis has a long history, of over 40 years, with applications in information systems related to criminal, credit, health and education areas (Dalenius, 1977). However, as discussed by Adam & Worthmann (1989), most of the work proposed at that time assumed

that the data matrix was provided as a single database, instead of overlapping subsets of different databases (i.e. different data owners). In fact, the old versions of statistical disclosure control were based on tabular data protection since tabular data has been the traditional output of national statistical offices, available for public use and the goal was that no confidential information on specific individuals could be inferred. The techniques to deal with this type of information include the k -anonymity approach (Samarati, 2001) and, in posterior versions, ℓ -diversity (Machanavajjhala et al., 2006) and t -closeness (Li et al., 2007). More recently, research has been conducted to handle data confidentiality in methods such as linear regression and classification problems (Du et al., 2004), ridge linear regression (Karr et al., 2009), logistic regression (Wu et al., 2012), survival analysis (Lu et al., 2015), aggregation of time series data (Jia et al., 2014), etc. However, the application of these methodologies to the VAR model needs to be carefully analyzed since the target variables are the time series of each owner and the covariates are the lags of the same time series, meaning that both target and covariates share a large proportion of values.

For multivariate forecasting, a simple solution could be that the owners agree on a commonly trusted entity (or a central node), which gathers the private data and solves the associated model’s fitting problem on behalf of the owners, and then returns the result (Pinson, 2016). However, in many cases, the owners are unwilling to share their data even with a trusted central node. This has also motivated the development of data markets to monetize data and promote data sharing (Agarwal et al., 2018), which can be powered by blockchain and smart contracts technology (Kurtulmus & Daniel, 2018).

Another possibility would be to apply differential-privacy mechanisms, which recently received attention in machine learning and statistics. Differential privacy is not an algorithm, but a rigorous definition of privacy that is useful for quantifying and bounding privacy loss (Dwork & Smith, 2009). It requires computations to be insensitive to changes in any particular record or intermediate computations, thereby restricting data leaks through the results. This is usually achieved by adding properly calibrated noise to an algorithm (e.g., adding noise to the coefficients estimated during each iteration of the fitting procedure) or to the data itself. This is elaborated in Appendix A. While computationally efficient and popular, these techniques invariably degrade the predictive performance of the model (Yang et al., 2019) and, as will be shown, are not very effective.

The core component of any privacy-preserving collaborative forecasting framework is the algorithmic solution for fitting the coefficients of the model. However, confidentiality breaches were identified in some state-of-the-art approaches, showing that the statistical methods developed to protect data privacy should be carefully analyzed to confirm their robustness and additional research may be required to address overlooked limitations (Fienberg et al., 2009).

The present paper conducts a review of the state-of-the-art statistical methods for collaborative forecasting with privacy-preserving. This work is not restricted to a simple overview of the existing methods and performs a critical evaluation of these methods, from a mathematical and numerical point of view. The

major contribution to the literature is to show gaps and pitfalls of current methods and to present insights for further improvements towards fully privacy-preserving collaborative forecasting methods.

We investigated the existing state-of-the-art privacy-preserving techniques and divided them into the following groups:

- *Data transformation methods*: each data owner transforms their data before the model’s fitting process, by adding randomness to the original data in such a way that high accuracy and privacy can be achieved at the end of the fitting process. The statistical method is independent of the transformation function and it is applied to the transformed data.
- *Secure multi-party computation protocols*: the encryption of the data occurs while fitting the statistical model (i.e. intermediate calculations of an iterative process) and requires that the data owners jointly compute a function over their data with protocols for secure matrix operations.
- *Decomposition-based methods*: the optimization problem is decomposed into sub-problems allowing each data owner to fit their model’s coefficients separately.

The remaining of the paper is organized as follows. Section 2 describes the VAR model and coefficients estimators. Section 3 describes the methods that ensure confidentiality by transforming the data and performs an empirical analysis of the impact of noise addition into estimated coefficients. Section 4 presents and discusses the secure multi-party protocols, mathematically showing that some of them fail in preserving data privacy. Section 5 describes the decomposition-based methods and provides a mathematical analysis of the main limitations. Finally, a discussion and comparison of the presented methodologies is performed in Section 6 and conclusions are presented in Section 7.

2. Preliminaries to VAR Model and Data Splitting

This section presents a brief overview of the VAR model, which is a popular model for multivariate time series analysis. It is not only used for prediction tasks in different domains and with significant improvements over univariate autoregressive models, but also for structural inference in which the objective is to investigate certain assumptions about the causal structure of the data (Toda & Phillips, 1993). This section also presents a variant with the Least Absolute Shrinkage and Selection Operator (LASSO) regularization.

2.1. VAR Model Formulation

Let $\{\mathbf{y}_t\}_{t=1}^T$ be an n -dimensional multivariate time series, where n is the number of data owners. Then, $\{\mathbf{y}_t\}_{t=1}^T$ follows a VAR model with p lags, denoted as $\text{VAR}_n(p)$, if the following relationship holds

$$\mathbf{y}_t = \boldsymbol{\eta} + \sum_{\ell=1}^p \mathbf{y}_{t-\ell} \mathbf{B}^{(\ell)} + \boldsymbol{\varepsilon}_t, \quad (1)$$

for $t = 1, \dots, T$, where $\boldsymbol{\eta} = [\eta_1, \dots, \eta_n]^\top$ is the constant intercept vector, $\boldsymbol{\eta} \in \mathbb{R}^n$; $\mathbf{B}^{(\ell)}$ represents the coefficient matrix at lag $\ell = 1, \dots, p$, $\mathbf{B}^{(\ell)} \in \mathbb{R}^{(n \times n)}$, and the coefficient associated with lag ℓ of time series j , to estimate time series i , is at position (i, j) of $\mathbf{B}^{(\ell)}$, for $i, j = 1, \dots, n$; and $\boldsymbol{\varepsilon}_t = [\varepsilon_{1,t}, \dots, \varepsilon_{n,t}]^\top$, $\boldsymbol{\varepsilon}_t \in \mathbb{R}^n$, denotes a white noise vector that is independent and identically distributed with mean zero and nonsingular covariance matrix. By simplification, \mathbf{y}_t is assumed to follow a centered process, $\boldsymbol{\eta} = \mathbf{0}$, i.e., as a vector of zeros of appropriate dimension. A compact representation of a $\text{VAR}_n(p)$ model reads as

$$\mathbf{Y} = \mathbf{ZB} + \mathbf{E} , \quad (2)$$

where $\mathbf{Y} = [\mathbf{y}_1, \dots, \mathbf{y}_T]$ defines the $T \times n$ response matrix, $\mathbf{B} = [\mathbf{B}^{(1)}, \dots, \mathbf{B}^{(p)}]$ the $np \times n$ coefficient matrix, $\mathbf{Z} = [\mathbf{Z}_1, \dots, \mathbf{Z}_T]$ the $T \times np$ covariates matrix, with $\mathbf{Z}_t = [\mathbf{y}_{t-1}, \dots, \mathbf{y}_{t-p}]^\top$, and $\mathbf{E} = [\boldsymbol{\varepsilon}_1, \dots, \boldsymbol{\varepsilon}_T]$ represents the $T \times n$ error matrix.

Notice that the VAR formulation adopted in this paper is not the usual $\mathbf{Y}^\top = \mathbf{B}^\top \mathbf{Z}^\top + \mathbf{E}^\top$ because a large proportion of the literature in privacy-preserving techniques comes from the standard linear regression problem, in which each row is an observation and each column is a feature.

Notwithstanding the high potential of the VAR model for collaborative forecasting by linearly combining time series from the different owners, data privacy or confidentiality issues might prevent this approach. For instance, renewable energy companies, competing in the same electricity market, will never share their electrical energy production data, even if this leads to a forecast error improvement in all individual forecasts. When considering collaborative forecasting models, different divisions of the data may be considered. The most common are:

1. *Data split by records*: the owners observe the same features for different groups of samples, e.g. different timestamps in the case of time series;
2. *Data split by features*: the owners observe different features of the same observations.

For classical linear regression models, there are several techniques for estimating coefficients without sharing private information. However, in the VAR model, the data is divided by features and the variables to be forecasted are also covariates, which is challenging for privacy-preserving techniques (in particular because it is also necessary to protect the data matrix \mathbf{Y} , as illustrated in Figure 1).

2.2. Estimation in VAR Models

Commonly, when the number of covariates included, np , is substantially smaller than the length of the time series, T , the VAR model can be fitted using multivariate least squares,

$$\hat{\mathbf{B}}_{LS} = \underset{\mathbf{B}}{\operatorname{argmin}} (\|\mathbf{Y} - \mathbf{ZB}\|_2^2) , \quad (3)$$

where $\|\cdot\|_r$ represents both vector and matrix L_r norms. However, in collaborative forecasting, as the number of data owners increases, as well as the number of lags, it becomes indispensable to use regularization

Y of i-th owner		covariate values of i-th owner					
$y_{t,i}$		$y_{t-1,i}$	$y_{t-2,i}$	$y_{t-3,i}$	\dots	$y_{t-p+1,i}$	$y_{t-p,i}$
$y_{t+1,i}$		$y_{t,i}$	$y_{t-1,i}$	$y_{t-2,i}$	\dots	$y_{t-p+2,i}$	$y_{t-p+1,i}$
$y_{t+2,i}$		$y_{t+1,i}$	$y_{t,i}$	$y_{t-1,i}$	\dots	$y_{t-p+3,i}$	$y_{t-p+2,i}$
\vdots		\vdots	\vdots	\vdots	\vdots	\vdots	\vdots
$y_{t+h,i}$		$y_{t+h-1,i}$	$y_{t+h-2,i}$	$y_{t+h-3,i}$	\dots	$y_{t+h-p+1,i}$	$y_{t+h-p,i}$

Figure 1: Illustration of the data used by the i -th owner when fitting a VAR model.

techniques, such as LASSO, aiming to introduce sparsity into the coefficient matrix estimated by the model. In the standard LASSO-VAR (denoted as LV) approach (see Nicholson et al. (2017) for different variants of the LASSO regularization in the VAR model), the coefficients are estimated by

$$\hat{\mathbf{B}} = \underset{\mathbf{B}}{\operatorname{argmin}} \left(\frac{1}{2} \|\mathbf{Y} - \mathbf{ZB}\|_2^2 + \lambda \|\mathbf{B}\|_1 \right), \quad (4)$$

where $\lambda > 0$ is a scalar penalty parameter.

With the addition of the LASSO regularization term, the objective function in (4) becomes non-differentiable, limiting the variety of optimization techniques that can be employed. In this domain, ADMM (which is detailed in Appendix B) is a popular and computationally efficient technique with the advantage of allowing parallel estimation for data divided by records or features, which is an appealing property in designing a privacy-preserving approach. However, ADMM is an iterative optimization process that requires intermediate calculations, thus a careful analysis is necessary in order to evaluate if some confidentiality breaches can occur at the end of some iterations.

3. Data Transformation Methods

Data transformation methods use operator \mathcal{T} to transform the data matrix \mathbf{X} into $\tilde{\mathbf{X}} = \mathcal{T}(\mathbf{X})$. Then, the problem is solved in the transformed domain. A fairly common method of obfuscating sensitive data is adding or multiplying by perturbation matrices. In additive randomization, random noise is added to the data in order to mask the values of records. Consequently, the more masked the data becomes, the more secure it will be, as long as the differential privacy definition is respected (Appendix A). However, this implies the deterioration of the estimated statistical models, by using randomized data, whose estimated coefficients should be close to the estimated ones using original data (Zhou et al., 2009).

With regard to multiplicative randomization, it allows changing the dimensions of the data by multiplying it by random perturbation matrices. If the perturbation matrix $\mathbf{W} \in \mathbb{R}^{(k \times m)}$ multiplies the original data $\mathbf{X} \in \mathbb{R}^{(m \times n)}$ on the left (pre-multiplication), i.e. \mathbf{WX} , then it is possible to change the number of records; otherwise, if $\mathbf{W} \in \mathbb{R}^{(n \times s)}$ multiplies $\mathbf{X} \in \mathbb{R}^{(m \times n)}$ on the right (post-multiplication), i.e. \mathbf{XW} , it is possible

to modify the number of features. The changing of both dimensions is achieved by applying both pre and post-multiplication by perturbation matrices.

3.1. Single Owner Data

The use of linear algebra to mask the data is a common practice in recent outsourcing approaches, in which an owner resorts to the cloud to fit their model's coefficients, without sharing confidential data. For example, in Ma et al. (2017) the coefficients that optimize the linear regression model

$$\mathbf{y} = \mathbf{X}\boldsymbol{\beta} + \boldsymbol{\varepsilon} , \quad (5)$$

with $\mathbf{X} \in \mathbb{R}^{(m \times n)}$, $\mathbf{y} \in \mathbb{R}^n$ and $\boldsymbol{\beta}, \boldsymbol{\varepsilon} \in \mathbb{R}^n$, are estimated by using the ridge regression estimator, with penalization term $\lambda > 0$,

$$\hat{\boldsymbol{\beta}}_{\text{ridge}} = (\mathbf{X}^T \mathbf{X} + \lambda \mathbf{I})^{-1} \mathbf{X}^T \mathbf{y}. \quad (6)$$

In order to compute $\hat{\boldsymbol{\beta}}_{\text{ridge}}$ by using a cloud server, the authors consider that

$$\hat{\boldsymbol{\beta}}_{\text{ridge}} = \mathbf{A}^{-1} \mathbf{b} , \quad (7)$$

where $\mathbf{A} = (\mathbf{X}^T \mathbf{X} + \lambda \mathbf{I})^{-1}$ and $\mathbf{b} = \mathbf{X}^T \mathbf{y}$, $\mathbf{A} \in \mathbb{R}^{(n \times n)}$, $\mathbf{b}, \mathbf{e} \in \mathbb{R}^n$. Then, the masked matrices \mathbf{MAN} and $\mathbf{M}(\mathbf{b} + \mathbf{Ar})$ are sent to the server which computes

$$\hat{\boldsymbol{\beta}}' = (\mathbf{MAN})^{-1} (\mathbf{M}(\mathbf{b} + \mathbf{Ar})) , \quad (8)$$

where \mathbf{M} , \mathbf{N} , and \mathbf{r} are randomly generated matrices, $\mathbf{M}, \mathbf{N} \in \mathbb{R}^{(n \times n)}$, $\mathbf{r}, \boldsymbol{\varepsilon}' \in \mathbb{R}^n$. Finally, the data owner receives $\hat{\boldsymbol{\beta}}'$ and recovers the original solution by computing $\hat{\boldsymbol{\beta}}_{\text{ridge}} = \mathbf{N}\hat{\boldsymbol{\beta}}' - \mathbf{r}$.

Data normalization is also a data transformation approach that masks data by transforming the original features into a new range by using a mathematical function. There are many methods for data normalization, the most important ones being z -score and min-max normalization (Jain & Bhandare, 2011), which are useful when the actual minimum and maximum values of the features are unknown. However, in many applications of VAR, e.g. renewable energy forecasting, these values are either known or publicly available, and normalized values still encompass commercially valuable information.

For time series data, there are still other approaches for data randomization which make use of the Fourier and wavelet transforms. The Fourier transform allows representing periodic time series as a linear combination of sinusoidal components (sine and cosine). In Papadimitriou et al. (2007), each owner generates a noise time series by: (i) adding Gaussian noise in relevant coefficients, or (ii) perturbing each sinusoidal component by randomly changing its magnitude and phase. Similarly, the wavelet transform represents the time series as a combination of functions (e.g. the Mexican hat or the Poisson wavelets), and randomness can be introduced by adding random noise to the coefficients (Papadimitriou et al., 2007). However, there are no privacy guarantees since noise does not respect any formal definition such as differential privacy.

3.2. Multiple Data Owners

The challenge of masking data is even greater when it comes from different owners since it is necessary to ensure that the transformations that each owner makes to their data preserve the real relationship between the variables or the time series.

Usually, for generalized linear models, where owners observe the same features, each owner $\mathbf{A}_i, i = 1, \dots, n$, can individually multiply their data $\mathbf{Z}_{A_i} \in \mathbb{R}^{(m_{A_i} \times n)}$ and $\mathbf{Y}_{A_i} \in \mathbb{R}^{(m_{A_i} \times 1)}$ by a random matrix $\mathbf{M}_{A_i} \in \mathbb{R}^{(k \times m_{A_i})}$ (with a jointly defined k value), providing $\mathbf{M}_{A_i} \mathbf{Z}_{A_i}, \mathbf{M}_{A_i} \mathbf{Y}_{A_i}$ to the competitors (Mangasarian, 2012; Yu et al., 2008), which allows pre-multiplying the original dataset $\mathbf{Z} = [\mathbf{Z}_{A_1}, \dots, \mathbf{Z}_{A_n}]$ and $\mathbf{Y} = [\mathbf{Y}_{A_1}, \dots, \mathbf{Y}_{A_n}]$ by $\mathbf{M} = [\mathbf{M}_{A_1}, \dots, \mathbf{M}_{A_n}]^\top$, since

$$\mathbf{MZ} = \mathbf{M}_{A_1} \mathbf{Z}_{A_1} + \dots + \mathbf{M}_{A_n} \mathbf{Z}_{A_n} , \quad (9)$$

and the same holds for the multiplication \mathbf{MY} , $\mathbf{M} \in \mathbb{R}^{(k \times \sum_{i=1}^n m_{A_i})}$, $\mathbf{Z} \in \mathbb{R}^{(\sum_{i=1}^n m_{A_i} \times n)}$, $\mathbf{Y} \in \mathbb{R}^{(\sum_{i=1}^n m_{A_i} \times 1)}$. Model fitting is then performed with this new representation of the data, which preserves the solution to the problem. This is easily verified in the linear regression model because the least squares estimator for the linear regression model with covariates matrix \mathbf{MZ} and target variable \mathbf{MY} is

$$\hat{\mathbf{B}}_{\text{LS}} = \mathbf{Z}^{-1} \mathbf{Y} , \quad (10)$$

which is also the least squares estimator for the solution of a linear regression considering data matrices \mathbf{Z} and \mathbf{Y} , respectively. Despite this property, the application in LASSO regression does not guarantee that the sparsity of the coefficients is preserved and a careful analysis is necessary to ensure the correct estimation of the model (Zhou et al., 2009).

In a similar procedure, if the owners observe different features, a linear programming problem can be solved in a way that each owner, individually, multiplies their data $\mathbf{Z}_{A_i} \in \mathbb{R}^{(m \times n_{A_i})}$ by a private random matrix $\mathbf{N}_{A_i} \in \mathbb{R}^{(n_{A_i} \times s)}$ (with a jointly defined value s) and, then, share $\mathbf{Z}_{A_i} \mathbf{N}_{A_i}$ (Mangasarian, 2011), $i = 1, \dots, n$, which is equivalent to post-multiplying the original dataset $\mathbf{Z} = [\mathbf{Z}_{A_1}, \dots, \mathbf{Z}_{A_n}]^\top$ by $\mathbf{N} = [\mathbf{N}_{A_1}, \dots, \mathbf{N}_{A_n}]$. However, the solution that is obtained is in a different space and needs to be recovered by multiplying it by the corresponding $\mathbf{N}_{A_i}, i = 1, \dots, n$. For the linear regression which models the relationship between the covariates \mathbf{Z} and the target \mathbf{Y} , this algorithm corresponds to solving a linear regression that models the relationship between \mathbf{ZN} and \mathbf{YN} , with \mathbf{ZN} and \mathbf{YN} being shared matrices. The problem is that the least squares estimator for this last linear regression is

$$\hat{\mathbf{B}}'_{\text{LS}} = \mathbf{N}^{-1} \mathbf{Z}^{-1} \mathbf{Y} \mathbf{N} , \quad (11)$$

which implies that the solution of the original system is

$$\hat{\mathbf{B}}_{\text{LS}} = \mathbf{N} \hat{\mathbf{B}}'_{\text{LS}} \mathbf{N}^{-1} , \quad (12)$$

and therefore \mathbf{N} would have to be shared for the inversion operation.

Principal Component Analysis (PCA) is a widely used statistical procedure for reducing the dimension of the data by applying an orthogonal transformation that retains as much of the variance in the data as possible. Considering the matrix $\mathbf{W} \in \mathbb{R}^{(s \times s)}$ of the eigenvectors of the covariance matrix $\mathbf{Z}^T \mathbf{Z}$, $\mathbf{Z} \in \mathbb{R}^{(m \times s)}$, PCA allows representing the data by L variables performing $\mathbf{Z} \mathbf{W}_L$, where \mathbf{W}_L are the first L columns of \mathbf{W} , $L = 1, \dots, s$. For the data split by records, Dwork et al. (2014) suggest a differential private PCA, assuming that each owner takes a random sample of the training records to form the matrix \mathbf{A} . With the aim of also protecting the covariance matrix $\mathbf{A}^T \mathbf{A}$, Gaussian noise is added to this matrix (determined without sensible data sharing) and the principal directions of the noisy covariance matrix are computed. To finalize, the owners multiply the sensible data by these principal directions before feeding it into the model fitting. Nevertheless, the application to data split by features would require sharing the data when computing the $\mathbf{Z}^T \mathbf{Z}$ matrix, since \mathbf{Z}^T is divided by rows. Furthermore, as explained, it is difficult to recover the original regression model solution by performing the estimation of the coefficients using covariates $\mathbf{Z} \mathbf{N}$ and target $\mathbf{Y} \mathbf{N}$.

Turning to the data normalization techniques mentioned above, Zhu et al. (2015) assume that each data owner masks their data by using z -score normalization, followed by the sum of random noise (from Uniform or Gaussian distributions), allowing a greater control on their data, which is shared with a recommendation system which fits the model. However, the noise does not satisfy the differential-privacy definition (Appendix A).

For data collected from different sensors, e.g. smart meters and mobile users, it is common to proceed to the aggregation of data through privacy techniques; for example, by adding carefully-calibrated Laplacian noise to each individual time series (Fan & Xiong, 2014; Soria-Comas et al., 2017). The addition of noise to the data is an appealing technique given its easy application. However, even if this noise meets the definition of differential privacy, there is no guarantee that the resulting model will perform well. The next section presents an empirical case study which aims to evaluate if the VAR estimated with perturbed data allows to get some forecasting improvements over an autoregressive model, in which there is no collaboration between data owners.

3.3. Empirical Analysis: Noise Addition

An experiment has been performed to add random noise from the Gaussian $\mathcal{N}(0, b^2)$, Laplace $\mathcal{L}(0, b)$ and Uniform $\mathcal{U}(-b, b)$ distributions. Synthetic data generated by VAR processes, as detailed in Appendix C, is used in order to measure the differences between the coefficients' values when adding noise to the data. The simplest case considers a VAR with two owners and two lags and the most complex case has ten owners and three lags, introducing a high percentage of zero coefficients. Distributed ADMM was used to estimate the LV coefficients, considering two different noise characterizations, $b \in \{0.2, 0.6\}$. Figure 2 summarizes

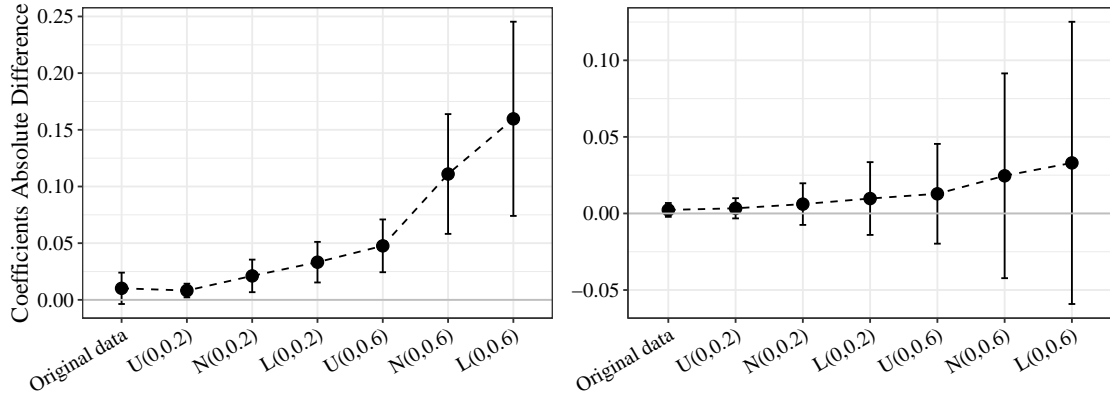


Figure 2: Mean and standard deviation of the coefficients absolute difference (left: VAR with 2 data owners, right: VAR with 10 data owners).

the mean and the standard deviation of the coefficients absolute difference for both VAR processes, from a total of 100 simulations. The greater the noise b , the greater the distortion of the estimated coefficients. Moreover, the Laplace distribution, which has the desirable properties to make the data private according to the differential privacy framework, registers the greater distortion in the estimated model.

Using the original data, the ADMM solution tends to stabilize after 50 iterations, and the value of the coefficients is correctly estimated (the difference is approximately zero). For the distorted time series, it converges faster, but the coefficients deviate from the real ones. Indeed, adding noise contributes to decreasing the absolute value of the coefficients, i.e. the relationships between the time series are weakened. Furthermore, it was verified that the model obtained for this Laplace noise distribution performs worse than the owner's self AR model for some owners, making cooperation useless.

These experiments allow drawing some conclusions about the use of differential privacy. The Laplace distribution has the desirable properties and ε -differential privacy is ensured if random noise follows $\mathcal{L}(0, \frac{\Delta f_1}{\varepsilon})$. For the VAR with two owners, $\Delta f_1 \approx 12$ since the observed values are in the interval $[-6, 6]$. Therefore, $\varepsilon = 20$ when $\mathcal{L}(0, 0.6)$ and $\varepsilon = 15$ when $\mathcal{L}(0, 0.8)$, meaning that the data still encompass much relevant information.

4. Secure multi-party computation protocols

In secure multi-party computation, the intermediate calculations required by the fitting algorithms, which force the owners to jointly compute a function over their data, are performed by using protocols for secure operations, such as matrix addition or multiplication. In these approaches, the encryption of the data occurs while fitting the model, instead of as a pre-processing step such as in the data transformation methods from the previous section.

4.1. Linear Algebra-based Protocols

The simplest protocols are based on linear algebra and address the problems where matrix operations with confidential data are necessary. Du et al. (2004) propose secure protocols for product $\mathbf{A}\mathbf{B}$ and inverse of the sum $(\mathbf{A} + \mathbf{B})^{-1}$, for any two private matrices \mathbf{A} and \mathbf{B} with appropriate dimensions. The aim is to fit a linear (ridge) regression between two data owners, who observe different covariates but share the target variable. Essentially, the $\mathbf{A}\mathbf{B}$ protocol transforms the product of matrices, $\mathbf{A} \in \mathbb{R}^{(m \times s)}$, $\mathbf{B} \in \mathbb{R}^{(s \times k)}$, into a sum of matrices, $\mathbf{V}_a + \mathbf{V}_b$, which are equally secret, $\mathbf{V}_a, \mathbf{V}_b \in \mathbb{R}^{(m \times k)}$. However, since the estimator of the coefficients for linear regression with covariates matrix \mathbf{Z} and target variable \mathbf{Y} is

$$\hat{\beta}_{LS} = (\mathbf{Z}^T \mathbf{Z})^{-1} \mathbf{Z}^T \mathbf{Y} , \quad (13)$$

the $\mathbf{A}\mathbf{B}$ protocol is used to perform the computation of $\mathbf{V}_a, \mathbf{V}_b$ such that

$$\mathbf{V}_a + \mathbf{V}_b = (\mathbf{Z}^T \mathbf{Z}) , \quad (14)$$

making necessary the definition of an $(\mathbf{A} + \mathbf{B})^{-1}$ protocol to compute

$$(\mathbf{Z}^T \mathbf{Z})^{-1} = (\mathbf{V}_a + \mathbf{V}_b)^{-1} . \quad (15)$$

For the $\mathbf{A}\mathbf{B}$ protocol, $\mathbf{A} \in \mathbb{R}^{(m \times s)}$, $\mathbf{B} \in \mathbb{R}^{(s \times k)}$, two different formulations are assumed according to the existence, or not, of a third owner. If the protocol is performed just by the two owners, a random matrix $\mathbf{M} \in \mathbb{R}^{(s \times s)}$ is jointly generated and the $\mathbf{A}\mathbf{B}$ protocol achieves the following results, by dividing the \mathbf{M} and \mathbf{M}^{-1} into two matrices with the same dimensions

$$\mathbf{AB} = \mathbf{AMM}^{-1}\mathbf{B} = \mathbf{A}[\mathbf{M}_{\text{left}}, \mathbf{M}_{\text{right}}]^T [\mathbf{M}_{\text{top}}^{-1}, \mathbf{M}_{\text{bottom}}^{-1}] \mathbf{B} \quad (16)$$

$$= [\mathbf{AM}_{\text{left}}, \mathbf{AM}_{\text{right}}]^T [\mathbf{M}_{\text{top}}^{-1} \mathbf{B}, \mathbf{M}_{\text{bottom}}^{-1} \mathbf{B}] \quad (17)$$

$$= \mathbf{AM}_{\text{left}} \mathbf{M}_{\text{top}}^{-1} \mathbf{B} + \mathbf{AM}_{\text{right}} \mathbf{M}_{\text{bottom}}^{-1} \mathbf{B} . \quad (18)$$

In this case,

$$\mathbf{V}_a = \mathbf{AM}_{\text{left}} \mathbf{M}_{\text{top}}^{-1} \mathbf{B} \quad (19)$$

is derived by the first owner, and

$$\mathbf{V}_b = \mathbf{AM}_{\text{right}} \mathbf{M}_{\text{bottom}}^{-1} \mathbf{B} \quad (20)$$

by the second one. Otherwise, a third owner is assumed to generate random matrices $\mathbf{R}_a, \mathbf{r}_a$ and $\mathbf{R}_b, \mathbf{r}_b$, such that

$$\mathbf{r}_a + \mathbf{r}_b = \mathbf{R}_a \mathbf{R}_b , \quad (21)$$

which are sent to the first and second owners, respectively, $\mathbf{R}_a \in \mathbb{R}^{(m \times s)}$, $\mathbf{R}_b \in \mathbb{R}^{(s \times k)}$, $\mathbf{r}_a, \mathbf{r}_b \in \mathbb{R}^{(m \times k)}$. In this case, the owners start by trading the matrices $\mathbf{A} + \mathbf{R}_a$ and $\mathbf{B} + \mathbf{R}_b$, then the second owner randomly generates a matrix \mathbf{V}_b and sends

$$\mathbf{T} = (\mathbf{A} + \mathbf{R}_a) \mathbf{B} + (\mathbf{r}_b - \mathbf{V}_b) \quad (22)$$

to the first owner, in such a way that, at the end of the **A.B** protocol, the first owner keeps the information

$$\mathbf{V}_a = \mathbf{T} + \mathbf{r}_a - \mathbf{R}_a(\mathbf{B} + \mathbf{R}_b) \quad (23)$$

and the second keeps \mathbf{V}_b , since the sum of \mathbf{V}_a with \mathbf{V}_b is \mathbf{AB} .

Finally, the $(\mathbf{A} + \mathbf{B})^{-1}$ protocol considers two steps, where $\mathbf{A}, \mathbf{B} \in \mathbb{R}^{(m \times k)}$. At first, matrix $(\mathbf{A} + \mathbf{B})$ is jointly converted to $\mathbf{P}(\mathbf{A} + \mathbf{B})\mathbf{Q}$ using two random matrices, \mathbf{P} and \mathbf{Q} , that are only known to the second owner to prevent the first one from learning matrix \mathbf{B} , $\mathbf{P} \in \mathbb{R}^{(r \times m)}$, $\mathbf{Q} \in \mathbb{R}^{(k \times t)}$. The results of $\mathbf{P}(\mathbf{A} + \mathbf{B})\mathbf{Q}$ are known only by the first owner who can conduct the inverse computation $\mathbf{Q}^{-1}(\mathbf{A} + \mathbf{B})^{-1}\mathbf{P}^{-1}$. In the second step, the owners jointly remove \mathbf{Q}^{-1} and \mathbf{P}^{-1} and get $(\mathbf{A} + \mathbf{B})^{-1}$. Both steps are achieved by applying the **A.B** protocol. Although these protocols prove to be an efficient technique to solve problems with a shared target variable, the same is not verified if \mathbf{Y} is private, as it will be argued in subsection 4.2.

Another example of secure protocols for producing private matrices can be found in Karr et al. (2009), which is applied over data from multiple owners that observe different covariates and target features, which are also assumed to be secret. The proposed protocol allows two owners, with correspondent data matrix \mathbf{A} and \mathbf{B} , $\mathbf{A} \in \mathbb{R}^{(m \times k)}$, $\mathbf{B} \in \mathbb{R}^{(m \times s)}$, to perform the multiplication $\mathbf{A}^\top \mathbf{B}$ by: (i) first owner generates $\mathbf{W} = [\mathbf{w}_1, \dots, \mathbf{w}_g]^\top$, $\mathbf{W} \in \mathbb{R}^{m \times g}$, such that

$$\mathbf{w}_i^\top \mathbf{A}_j = 0, \quad (24)$$

where \mathbf{A}_j is the j -th column of \mathbf{A} matrix, $i = 1, \dots, g$ and $j = 1, \dots, k$, and sends \mathbf{W} to the second owner, being the optimal value of g provided by $\frac{k}{k+s} \times m$; (ii) the second owner computes $(\mathbf{I} - \mathbf{W}\mathbf{W}^\top)\mathbf{B}$ and shares it, and (iii) the first owner performs

$$\mathbf{A}^\top (\mathbf{I} - \mathbf{W}\mathbf{W}^\top) \mathbf{B} = \mathbf{A}^\top \mathbf{B}, \quad (25)$$

without the possibility of recovering \mathbf{B} , since the $\text{rank}((\mathbf{I} - \mathbf{W}\mathbf{W}^\top)\mathbf{B}) = m - g$. To generate \mathbf{W} , Karr et al. (2009) suggest selecting g columns from the \mathbf{Q} matrix, computed by \mathbf{QR} decomposition of the private matrix \mathbf{B} , excluding the first k columns. An advantage of this approach, when compared to the one proposed by Du et al. (2004), is that \mathbf{W} is simply generated by the first owner, while the invertible matrix \mathbf{M} proposed by Du et al. (2004) needs to be agreed upon by both parties, which entails substantial communication costs when the number of records is large. Despite the advantages, in the VAR model, it is not enough to guarantee that $\text{rank}((\mathbf{I} - \mathbf{W}\mathbf{W}^\top)\mathbf{B}) = m - g$ because the owners jointly decide the lags to use, meaning they will know exactly how many elements are repeated in the target and covariate's matrix, which implies that this rank can be sufficient to solve the system and recover the values.

4.2. Analytical Analysis of Linear Algebra-based Protocols

As mentioned in the opening of 4.1, the work of Du et al. (2004) proposes protocols for secure matrix multiplication for the situation where two data owners observe the same common target variable and different

covariates that are confidential. Unfortunately, this protocol fails in the case where a large proportion of the covariates matrix \mathbf{Z} is determined by knowing the target variables \mathbf{Y} , which is also secret.

In order to verify this limitation, let us consider the case with two data owners without a third owner to generate random matrices. Since the least squares solution of the linear regression with covariates $\mathbf{Z} = [\mathbf{Z}_{A_1}, \mathbf{Z}_{A_2}]^\top$ and target $\mathbf{Y} = [\mathbf{Y}_{A_1}, \mathbf{Y}_{A_2}]^\top$ involves to compute $\mathbf{Z}^\top \mathbf{Z}$ and $\mathbf{Z}^\top \mathbf{Y}$, the owners need to jointly compute $\mathbf{Z}_{A_1}^\top \mathbf{Z}_{A_2}$ and $\mathbf{Z}_{A_1}^\top \mathbf{Y}_{A_2}$, where $\mathbf{Z}_{A_i} \in \mathbb{R}^{(T \times p)}$ and $\mathbf{Y}_{A_i} \in \mathbb{R}^{(T \times 1)}$ are, respectively, the covariates and target matrices observed by i -th owner, $i = 1, 2$. As previously mentioned, when using the **AB** protocol, the Owner #2 derives the matrix in (19), such that $\mathbf{A}\mathbf{M}_{\text{right}}$ is sent by the Owner #1. Therefore, when computing $\mathbf{Z}_{A_1}^\top \mathbf{Z}_{A_2}$ the Owner #2 obtains $\mathbf{Z}_{A_1}^\top \mathbf{M}_{\text{right}} \mathbf{M}_{\text{bottom}}^{-1} \mathbf{Z}_{A_2}$, where $\mathbf{Z}_{A_1}^\top \mathbf{M}_{\text{right}}$ is provided by the Owner #1, $\mathbf{M}_{\text{right}} \in \mathbb{R}^{(T \times T/2)}$, $\mathbf{M}_{\text{bottom}}^{-1} \in \mathbb{R}^{(T/2 \times T)}$. In the same way, for the computation of $\mathbf{Z}_{A_1}^\top \mathbf{Y}_{A_2}$, the Owner #1 shares $\mathbf{Z}_{A_1}^\top \mathbf{M}_{\text{right}}^*$, $\mathbf{M}_{\text{right}}^* \in \mathbb{R}^{(T \times T/2)}$. Each of these steps provides $p \times T/2$ values for Owner #2, who wants to recover $\mathbf{Z}_{A_1}^\top \in \mathbb{R}^{(p \times T)}$, that for consecutive lags \mathbf{Z}_{A_1} has $T+p-1$ unique values. Another issue is if Owner #2 can also recover the private interest variable \mathbf{Y}_{A_1} . Since, at the end of the algorithm, Owner #2 will have the corresponding $\mathbf{B}_{A_2} \in \mathbb{R}^{(p \times n)}$, if we assume that the p lags and T records are consecutive, then \mathbf{Y}_{A_1} has just p values that were not in \mathbf{Z}_{A_1} , meaning that Owner #2 can also recover this information. Similarly, the protocol using a third owner also fails in data protection since the **A.B** protocol is applied twice with the same private matrix $\mathbf{Z}_{A_1}^\top$, corresponding to $\mathbf{Z}_{A_1}^\top \mathbf{Z}_{A_2}$ and $\mathbf{Z}_{A_1}^\top \mathbf{Y}_{A_2}$.

The main disadvantage of the linear algebra-based methods is that they do not take into account that, in the VAR model, both target variables and covariates are private and that a large proportion of the covariate's matrix is determined by knowing the target variables. This means that the data shared between owners may be enough for competitors to be able to reconstruct the original data.

4.3. Homomorphic cryptography-based protocols

The use of homomorphic encryption was successfully introduced in model fitting and it works by encrypting the original values in such a way that the application of arithmetic operations in the public space does not compromise the encryption, ensuring that after the decryption step (in the private space), the resulting values correspond to the ones obtained by operating on the original data. Consequently, homomorphic encryption is especially amenable and appealing to privacy-preserving applications. As an example, the Paillier homomorphic encryption scheme defines that (i) two integer values encrypted with the same public key may be multiplied together to give an encryption of the sum of the values, and (ii) an encrypted value may be taken to some power, yielding an encryption of the product of the values. Hall et al. (2011) proposed a secure protocol for summing and multiplying real numbers by extending the Paillier encryption, aiming to perform matrix products required to solve linear regression for both data divided by features or records.

Equally based in Paillier encryption, the work of Nikolaenko et al. (2013) introduces two semi-trusted

third parties; a crypto-service provider and an evaluator, in order to perform a secure linear regression for data split by records. Similarly, Chen et al. (2018) use Paillier and ElGamal encryptions to fit the coefficients of ridge regression, also including these entities. In both works, the use of the crypto-service provider is motivated by assuming that the evaluator does not corrupt its computation in producing an incorrect result. Two conditions are required to ensure that there will be no privacy breaches: the crypto-service provider needs to correctly publish the system keys, and there can be no collusion between the evaluator and the crypto-service provider. The data could be reconstructed if the crypto-service provider provides correct keys to a curious evaluator. For data split by features, the work of Gascón et al. (2017) extends the approach of Nikolaenko et al. (2013) by designing a secure multi/two-party inner product.

A privacy-preserving data classification scheme with a support vector machine is explored by Jia et al. (2018), which ensures that the owners can successfully conduct data classification without exposing their learned models to the “tester”, while the “testers” keep their data in private. For example, a hospital (owner) can construct a model to learn the relation between a set of features and the existence of a disease, and another hospital (tester) can use this model to obtain a forecasting value, without any knowledge about the model. The method is based on cryptography-based protocols for secure computation of multivariate polynomial functions.

Li & Cao (2012) propose an efficient protocol to obtain the sum aggregation, which employs homomorphic encryption and a novel key management technique to support large data dimensions. The protocol facilitates the collection of useful aggregated statistics in mobile sensing, without leaking mobile users’ privacy. This work also extends the sum aggregation protocol to obtain the min aggregate of time series data, which is quite useful in mobile sensing. Similar approaches, based on Paillier or ElGamal encryption, were explored by Liu et al. (2018) and Li et al. (2018) to produce a privacy-preserving data aggregation with application in smart grids.

Homomorphic cryptography was also explored to solve linear program models through intermediate steps of the simplex method, which optimizes the problem by using slack variables, tableaus, and pivot variables (de Hoogh, 2012). The author observed that the proposed protocols will still be impracticable to solve linear programming problems, having numerous variables and constraints, which are quite reasonable in practice.

In Aono et al. (2017), a combination of homomorphic cryptography with differential privacy is performed to deal with data split by records. Summarily, each i -th owner computes intermediate results, such as $\mathbf{Z}_{A_i}^T \mathbf{Z}_{A_i}$ and $\mathbf{Z}_{A_i}^T \mathbf{Y}_{A_i}$, $\mathbf{Z}_{A_i} \in \mathbb{R}^{(m_{A_i} \times s)}$, $\mathbf{Y}_{A_i} \in \mathbb{R}^{(m_{A_i} \times k)}$, $i = 1, \dots, n$, and add Laplacian noise to them. Then, this information is encrypted and sent to the cloud server, which works on the encrypted domain, summing all the matrices received. Finally, the server provides the result of this sum to a client who decrypts it and obtains relevant information to perform the linear regression, i.e. $\sum_{i=1}^n \mathbf{Z}_{A_i}^T \mathbf{Z}_{A_i}$, $\sum_{i=1}^n \mathbf{Z}_{A_i}^T \mathbf{Y}_{A_i}$, etc. However, noise addition can result in a poor estimation of the coefficients, limiting the performance of the model.

5. Decomposition-based Methods

In decomposition-based methods, problems are solved by breaking them up into smaller sub-problems and solving each separately, either in parallel or in sequence. Consequently, private data is naturally distributed between the owners. However, this natural division requires sharing of intermediate information. Therefore, some approaches combine decomposition-based methods with data transformation or homomorphic cryptography-based methods, but here, a special focus will be given to these methods in separate.

5.1. ADMM Method

The ADMM is a powerful algorithm that circumvents problems without a closed form solution, such as the LV, and has been successfully shown to be efficient and well suited for distributed convex optimization, in particular for large-scale statistical problems (Boyd et al., 2011). Moreover, in collaborative forecasting methods, for instance based on VAR models, which make use of lags of the variables to be modelled, the data should be divided by features. Mathematical details about the ADMM method and its application to LV models are provided in Appendix B.

Indeed, ADMM provides a desirable formulation for parallel computing (Dai et al., 2018). However, privacy is not always guaranteed since ADMM requires intermediate calculations, allowing the most curious competitors to recover the data at the end of some iterations by solving non-linear equation systems (Bessa et al., 2018). An ADMM-based distributed LASSO algorithm, in which each owner only communicates with its neighbor to protect data privacy, is described in Mateos et al. (2010), with applications in signal processing and wireless communications. Unfortunately, this approach is only valid for the case where the data is distributed by records.

The concept of differential privacy was also explored in ADMM by introducing randomization when computing the primal variables, i.e. during the iterative process, each owner estimates the corresponding coefficients and perturbs them by adding random noise (Zhang & Zhu, 2017). However, these local randomization mechanisms can result in a non-convergent algorithm with poor performance even under moderate privacy guarantees. To address these concerns, Huang et al. (2018) use an approximate augmented Lagrangian function and Gaussian mechanisms with time-varying variance. Nevertheless, noise addition is not sufficient to guarantee privacy, as a competitor can potentially use the revealed results from all iterations to perform inference (Zhang et al., 2018).

Recently, a variant of ADMM has been combined with homomorphic encryption (Zhang et al., 2019) in the case where the data is divided by records. As referred by the authors, the incorporation of the proposed mechanism in decentralized optimization under data divided by features is difficult. While for data split by records the algorithm only requires sharing the coefficients, for data split by features the exchange of coefficients is not enough since each owner observes different features. The division by features requires the

local estimation of $\mathbf{B}_i^{k+1} \in \mathbb{R}^{(p \times n)}$ by using the $\sum_i \mathbf{Z}_{A_i} \mathbf{B}_i^k$ and \mathbf{Y} , meaning that, for each new iteration, an i -th owner shares T new values, instead of np (from \mathbf{B}_i), $i = 1, \dots, n$.

For data split by features, a probabilistic forecasting method combining ridge linear quantile regression and ADMM is proposed by Zhang & Wang (2018). The output is a set of quantiles instead of a unique value (usually the expected value). The ADMM was applied to split the corresponding optimization problem into sub-problems, which are solved by each owner, assuming that all the owners communicate with a central node in an iterative process, providing intermediate results instead of private data. In fact, the authors claimed that the paper describes how wind power probabilistic forecasting with off-site information could be achieved in a privacy-preserving and distributed fashion. However, the authors did not perform an in-depth analysis of the method, as it will be shown in the section that follows.

5.1.1. ADMM and Central Node: Mathematical Analysis

The work of Zhang & Wang (2018) appears to be a promising approach for dealing with the problem of private data during the ADMM iterative process described by

$$\mathbf{B}_{A_i}^{k+1} = \underset{\mathbf{B}_{A_i}}{\operatorname{argmin}} \left(\frac{\rho}{2} \|\mathbf{Z}_{A_i} \mathbf{B}_{A_i}^k + \bar{\mathbf{H}}^k - \bar{\mathbf{Z}}\mathbf{B}^k - \mathbf{U}^k - \mathbf{Z}_{A_i} \mathbf{B}_{A_i}\|_2^2 + \lambda \|\mathbf{B}_{A_i}\|_1 \right) \quad (26a)$$

$$\bar{\mathbf{H}}^{k+1} = \frac{1}{N + \rho} \left(\mathbf{Y} + \rho \bar{\mathbf{Z}}\mathbf{B}^{k+1} + \rho \mathbf{U}^k \right) \quad (26b)$$

$$\mathbf{U}^{k+1} = \mathbf{U}^k + \bar{\mathbf{Z}}\mathbf{B}^{k+1} - \bar{\mathbf{H}}^{k+1}, \quad (26c)$$

where $\bar{\mathbf{Z}}\mathbf{B}^{k+1} = \frac{1}{n} \sum_{i=1}^n \mathbf{Z}_{A_i} \mathbf{B}_{A_i}^{k+1}$ and $\mathbf{B}_{A_i}^{k+1} \in \mathbb{R}^{(p \times n)}$, $\mathbf{Z}_{A_i} \in \mathbb{R}^{(T \times p)}$, $\mathbf{Y} \in \mathbb{R}^{(T \times n)}$, $\bar{\mathbf{H}}^k, \mathbf{U} \in \mathbb{R}^{(T \times n)}$, $i = 1, \dots, n$. Based on Zhang & Wang (2018), assuming that, for each iteration k , each owner i communicates their local results, $\mathbf{Z}_{A_i} \mathbf{B}_{A_i}^k$, to the central node, $\mathbf{Z}_{A_i} \in \mathbb{R}^{(T \times p)}$ and $\mathbf{B}_{A_i}^k \in \mathbb{R}^{(p \times n)}$, $i = 1, \dots, n$. Then, the central node computes the intermediate matrix in (26b) and returns to each owner the matrix

$$\mathbf{M}^k = \bar{\mathbf{H}}^k - \bar{\mathbf{Z}}\mathbf{B}^k - \mathbf{U}^k, \quad (27)$$

since this is the required information to update \mathbf{B}_{A_i} in the next iteration, as can be seen in (26a). Figure 3 illustrates the methodology for the LV with 3 data owners. In this solution, there is no direct exchange of private data but, as it will be shown next, not only can the central node recover the original data, but also individual owners can obtain a good estimation of the data used by the competitors. To simplify, let us assume an optimistic scenario: no repeated values in \mathbf{Y}_{A_i} and \mathbf{Z}_{A_i} , since if the T records are consecutive, as well as the p lags, then $\mathbf{Y} = [\mathbf{Y}_{A_1}, \dots, \mathbf{Y}_{A_n}]^\top$ and $\mathbf{Z} = [\mathbf{Z}_{A_1}, \dots, \mathbf{Z}_{A_n}]^\top$ has $nT + np$ unique values instead of $Tp + npT$.

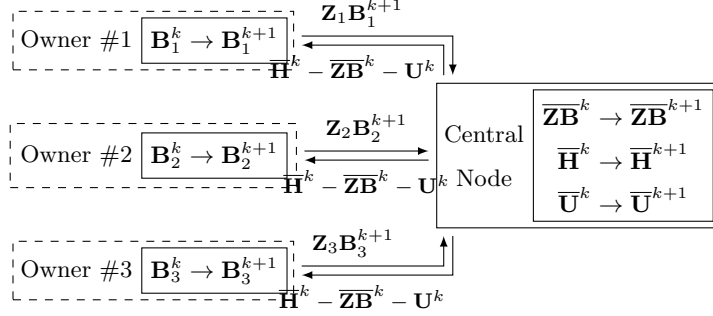


Figure 3: Distributed ADMM LV with a central node and 3 data owners.

Central node data recovering. Using the notation of Section 2.1, each of the n owners is assumed to use the same number of lags p to train an LV model with a total number of T records (note that $T > np$, otherwise there will be more coefficients to be determined than system equations). At the end of k iterations, the central node receives a total of Tnk values from each owner i , corresponding to $\mathbf{Z}_i \mathbf{B}_{A_i}^1, \mathbf{Z}_{A_i} \mathbf{B}_{A_i}^2, \dots, \mathbf{Z}_{A_i} \mathbf{B}_{A_i}^k$, and does not know $pnk + Tp$, corresponding to $\mathbf{B}_{A_i}^1, \dots, \mathbf{B}_{A_i}^k$ and \mathbf{Z}_{A_i} , respectively, $i = 1, \dots, n$. Given that, a confidentiality breach can occur at the end of $k = \lceil pT/(nT - np) \rceil$ iterations. Since T tends to be large, k tends to $\lceil p/n + 1 \rceil$, which is commonly smaller than the number of iterations required to have a solution convergence.

Owners data recovering. Without loss of generality, Owner #1 is considered the curious owner. For each iteration k , this owner receives the intermediate matrix \mathbf{M}^k , defined in (27), which provides Tn values. However, Owner #1 does not know $-\mathbf{U}^k + \bar{\mathbf{H}}^k, \mathbf{B}_{A_2}^k, \dots, \mathbf{B}_{A_n}^k, \mathbf{Z}_{A_2}, \dots, \mathbf{Z}_{A_n}$, which corresponds to $Tn + (n-1)(pn) + (n-1)(Tp)$ values. However, since all the owners know that $\bar{\mathbf{H}}^k$ and \mathbf{U}^k are defined by the expressions in (26a) and (26b), some simplifications can be performed in \mathbf{U}^k and \mathbf{M}^k which after a little algebra becomes (28) and (29), respectively,

$$\mathbf{U}^k = \left[1 - \frac{\rho}{N + \rho}\right] \mathbf{U}^{k-1} + \left[1 - \frac{\rho}{N + \rho}\right] \bar{\mathbf{Z}}\mathbf{B}^k - \frac{1}{N + \rho} \mathbf{Y}, \quad (28)$$

$$\mathbf{M}^k = \frac{1}{N + \rho} \mathbf{Y} + \left[\frac{\rho}{N + \rho} - 2\right] \bar{\mathbf{Z}}\mathbf{B}^k + \left[\frac{\rho}{N + \rho} - 1\right] \mathbf{U}^{k-1}. \quad (29)$$

Therefore, the iterative process to find the competitors' data proceeds as follows:

1. *Initialization:* The central node generates $\mathbf{U}^0 \in \mathbb{R}^{(T \times n)}$, and the i -th owner generates $\mathbf{B}_{A_i}^0 \in \mathbb{R}^{(p \times n)}$, $i \in \{1, \dots, n\}$.
2. *Iteration #1:* The central node receives $\mathbf{B}_{A_i}^0 \mathbf{Z}_{A_i} \in \mathbb{R}^{(T \times n)}$ and computes $\mathbf{M}^1 \in \mathbb{R}^{(T \times n)}$ which is returned for all n owners. At this point, Owner #1 receives Tn values and does not know $\underbrace{\mathbf{U}^0}_{T \times n}, \underbrace{\mathbf{B}_{A_2}^0, \dots, \mathbf{B}_{A_n}^0}_{(n-1) \times p \times n}, \underbrace{\mathbf{Z}_{A_2}, \dots, \mathbf{Z}_{A_n}}_{(n-1) \times T \times p}$ and $n-1$ columns of \mathbf{Y} , corresponding to $Tn + (n-1)[pn + Tp + T]$ values.

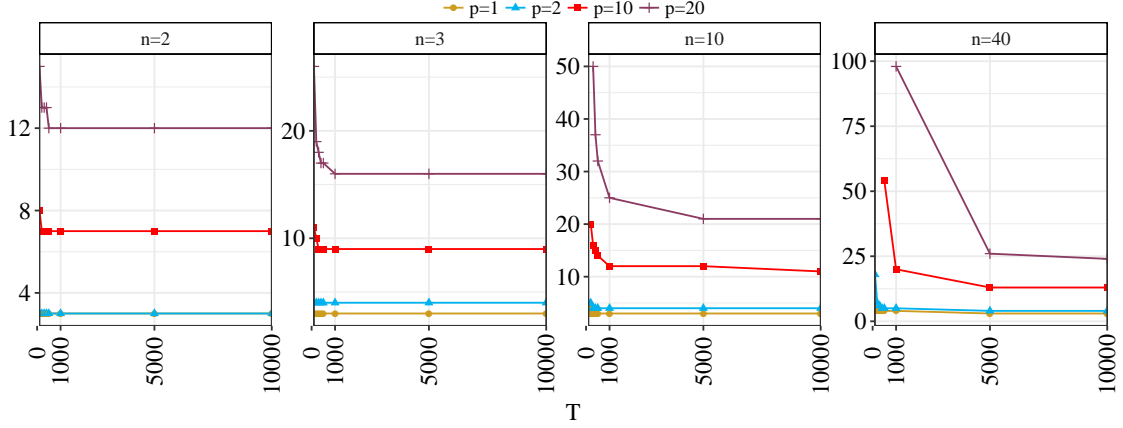


Figure 4: Number of iterations until a possible confidentiality breach.

3. *Iteration #2:* The central node receives $\mathbf{Z}_{A_i} \mathbf{B}_{A_i}^1$ and computes \mathbf{U}^1 , returning \mathbf{M}^2 for the n owners. At this point, only new estimations for the vectors $\mathbf{B}_{A_2}, \dots, \mathbf{B}_{A_n}$ were introduced in the system, which means more $(n-1)np$ values to estimate.

Given that, at the end of k iterations, Owner #1 has received Tnk values and needs to estimate $Tn + (n-1)[npk + Tp + T]$. Then, a confidentiality breach may occur at the end of $k = \lceil (nT + (n-1)(pT + T)) / (nT - (n-1)np) \rceil$ iterations. Figure 4 illustrates the k value for different combinations of T , n , and p .

5.1.2. ADMM and Noise Mechanisms: Mathematical Analysis

Since the LV ADMM formulation is provided by (26), each owner should exchange the quantity

$$\mathbf{I}_{Y_{A_i}} + \rho \mathbf{Z}_{A_i} \mathbf{B}_{A_i}^{k+1}, \quad (30)$$

where $\mathbf{I}_{Y_{A_i}}[i, j] = 0$ if the entry $[i, j]$ of \mathbf{Y} is from i -th owner and $\mathbf{I}_{Y_{A_i}}[i, j] = \mathbf{Y}[i, j]$ otherwise, $\mathbf{I}_{Y_{A_i}} \in \mathbb{R}^{(T \times n)}$.

Given that, the noise mechanism could be introduced by replacing $\mathbf{I}_{Y_{A_i}} + \rho \mathbf{Z}_{A_i} \mathbf{B}_{A_i}^{k+1}$ by (i) adding noise to the estimated coefficients,

$$\mathbf{I}_{Y_{A_i}} + \rho \mathbf{Z}_{A_i} (\mathbf{B}_{A_i}^{k+1} + \mathbf{W}). \quad (31)$$

(ii) adding noise to the data,

$$(\mathbf{I}_{Y_{A_i}} + \mathbf{W}_1) + \rho (\mathbf{Z}_{A_i} + \mathbf{W}_2) \mathbf{B}_{A_i}^{k+1}. \quad (32)$$

(iii) adding noise to the intermediate matrix,

$$\mathbf{I}_{Y_{A_i}} + \rho \mathbf{Z}_{A_i} \mathbf{B}_{A_i}^{k+1} + \mathbf{W}. \quad (33)$$

Noise matrices \mathbf{W} , \mathbf{W}_1 and \mathbf{W}_2 are assumed to be generated according to the differential privacy framework, and that the resulting model converges, $\mathbf{W}, \mathbf{W}_1, \mathbf{W}_2 \in \mathbb{R}^{(T \times n)}$.

The question is whether any of these approaches can really guarantee privacy. If each owner only shares (31) information, a curious competitor will only be concentrated on the $\mathbf{I}_{\mathbf{Y}_{A_i}}$ and $\mathbf{Z}_{\mathbf{A}_i}$ and then, they will not be interested in distinguishing between \mathbf{B}_{A_i} and \mathbf{W} . Following the same reasoning as in the previous section, at the end of some iterations, the curious owner will obtain sufficient information to get these matrices. The second situation, (32), corresponds to using a data transformation approach and, as concluded before, it leads to some model performance deterioration. Finally, when adding random noise to all the intermediate matrices, (33), a curious owner can re-write this information as

$$\mathbf{I}_{\mathbf{Y}_{A_i}} + \rho \mathbf{Z}_{\mathbf{A}_i} [\mathbf{B}_{\mathbf{A}_i}^{k+1} + \mathbf{Z}_{A_i}^{-1} \mathbf{W}] \quad (34)$$

and since they are not interested in the true coefficients, they can interpret the intermediate results as

$$\mathbf{I}_{\mathbf{Y}_{A_i}} + \rho \mathbf{Z}_{\mathbf{A}_i} \mathbf{B}_{\mathbf{A}_i}'^{k+1} \quad (35)$$

meaning once more that a privacy breach may occur.

5.2. Newton-Raphson Method

ADMM is becoming a standard technique in recent researches on distributed computing in statistical learning, but it is not the only one. For generalized linear models, distributed optimization for model's fitting has been efficiently achieved using the Newton-Raphson method, which minimizes a twice differentiable $f(\mathbf{x})$ function by an iterative process that finds the optimal \mathbf{x} ,

$$\mathbf{x}^{k+1} = \mathbf{x}^k - (H(f(\mathbf{x}^k)))^{-1} \nabla f(\mathbf{x}^k) , \quad (36)$$

where ∇f and $H(f)$ are the first and second partial derivatives of f , respectively. In order to enable distributed optimization, ∇f and $H(f)$ are required to be decomposable over multiple owners. In Slavkovic et al. (2007), a secure logistic regression approach for data partitioned by records and features was proposed by using secure multiparty computation protocols during the Newton-Raphson method iterations. But, once again, although distributed computing is feasible, there is no sufficient guarantee of data privacy because it is an iterative process and, although an iteration cannot reveal private information, sufficient iterations can: in a logistic regression with data split by features, for each iteration k the owners exchange the matrix $\mathbf{B}_{A_i}^k \mathbf{Z}_{A_i}$, making it possible to recover the local data \mathbf{Z}_{A_i} at the end of some iterations (Fienberg et al., 2009).

An earlier promising work, combining logistic regression with the Newton-Raphson method for data distributed by records was the Grid binary LOGistic REGression (GLORE) framework (Wu et al., 2012). The GLORE model is based on model sharing instead of patient-level data, which has motivated posterior improvements, some of which continue to suffer the loss of privacy protection on intermediate results and

other ones use protocols for matrix addition and multiplication. Later, the problem of distributed Newton-Raphson over data distributed by features has been explored by Li et al. (2015) considering the existence of a server, which receives the transformed data and computes the intermediate results, returning them to each data owner. In order to avoid disclosure of local data while obtaining an accurate global solution, the authors apply the kernel trick to obtain the global linear matrix, computed using dot products of local observations $(\mathbf{Z}_{A_i} \mathbf{Z}_{A_i}^\top)$ which can be used to solve the dual problem for logistic regression. However, the authors identified a technical challenge in scaling up the model when the sample size is large since a parameter is needed for each record, instead of for each feature.

5.3. Gradient-Descent Methods

Different gradient-descent methods have also been explored, aiming to minimize the prediction error of \mathbf{Y} by using a set of covariates \mathbf{Z} , such as the lags of \mathbf{Y} . In stochastic gradient-descent (SGD), the total error E between the target \mathbf{Y} and predicted output $f(\mathbf{B}, \mathbf{Z})$ is used to iteratively update the coefficients \mathbf{B} , such that for the iteration k ,

$$B_{ij}^k = B_{ij}^{k-1} + \eta \frac{\partial E}{\partial B_{ij}}, \quad (37)$$

where η is the learning rate, allowing parallel computation if the optimization function is decomposable. Han et al. (2010) proposed a privacy-preserving linear regression for data distributed over features (with shared \mathbf{Y}), by combining distributed gradient-descent with secure protocols, based on pre or post-multiplication of the data by randomly generating private matrices. In the work of Song et al. (2013), differential privacy is introduced by adding random noise \mathbf{W} in the \mathbf{B} updates,

$$B_{ij}^k = B_{ij}^{k-1} + \eta \left(\frac{\partial E}{\partial B_{ij}} + W_{ij} \right). \quad (38)$$

The authors investigated the effects in the obtained solutions and concluded that, in many cases, the performance of differentially private SGD was close to that of non-private SGD, especially with larger batch sizes. However, differential privacy methods usually involve a trade-off between accuracy and privacy (Yang et al., 2019).

6. Discussion

Table 1 summarizes the reviewed literature methods. These algorithms for privacy-preserving need to be carefully constructed in order to take into consideration two components: (i) how data is distributed between the owners, and (ii) the statistical model used. The decomposition-based methods are very sensitive to data partition, while data transformation and cryptography-based methods are very sensitive to problem structure, with the exception of the differential privacy methods that simply add random noise, from specific probability distributions, to the data itself. This property makes these methods appealing, but differential privacy usually involves a trade-off between accuracy and privacy.

Table 1: Summary of state-of-the-art privacy-preserving approaches.

		Split by features	Split by records
Data Transformation		Mangasarian (2011)	Mangasarian (2012), Yu et al. (2008), Dwork et al. (2014)
Secure Multi-party Computation	Linear	Du et al. (2004),	Zhu et al. (2015),
	Algebra	Karr et al. (2009), Zhu et al. (2015), Fan & Xiong (2014)*, Soria-Comas et al. (2017)	Aono et al. (2017)
	Homomorphic- cryptography	Yang et al. (2019), Hall et al. (2011), Gascón et al. (2017), Slavkovic et al. (2007)	Yang et al. (2019), Hall et al. (2011), Nikolaenko et al. (2013), Chen et al. (2018), Jia et al. (2018), Slavkovic et al. (2007)
Decomposition-based Methods	Pure	Pinson (2016), Zhang & Wang (2018)	Wu et al. (2012), Lu et al. (2015), Ahmadi et al. (2010), Mateos et al. (2010)
	Linear Algebra	Li et al. (2015), Han et al. (2010)	Zhang & Zhu (2017), Huang et al. (2018), Zhang et al. (2018)
	Homomorphic- cryptography	Yang et al. (2019), Li & Cao (2012)*, Liu et al. (2018)*, Li et al. (2018)*, Fienberg et al. (2009), Mohassel & Zhang (2017)	Yang et al. (2019), Zhang et al. (2019), Fienberg et al. (2009), Mohassel & Zhang (2017)

* secure data aggregation.

As already mentioned, the challenge of applying the existent privacy-preserving algorithms in the VAR model is due to the fact that \mathbf{Y} and \mathbf{Z} share a high percentage of values. This characteristic is a challenge not only during the fitting of the statistical model, but also when using it to perform forecasts. If, after the model is estimated, the algorithm to maintain privacy provides the coefficient matrix \mathbf{B} for all the owners, then a confidentiality breach may occur during the forecasting process. When using the estimated model to perform forecasts, assuming that each i -th owner sends their own contribution for the time series forecasting to every other j -th owner:

1. In the LV models with one lag, since i -th owner sends $y_{t,i} \times \mathbf{B}_{ji}^{(1)}$ for j -th owner, the privacy loss is direct.
2. In the LV models with p consecutive lags, the forecasting of a new timestamp only requires the introduction of one new value in the covariates matrix of the i -th data owner. This means that, at the end of h timestamps, the j -th owner has received h values. There are now $h + p$ values that it does not know about. This may represent a confidentiality breach since a curious owner can assume different possibilities for the initial p values and then generate possible trajectories.
3. In the LV models with p non-consecutive lags, p_1, \dots, p_p , at the end of $p_p - p_{p-1}$ timestamps, only one new value is introduced in the covariates matrix, meaning that the model is also subject to an attack.

Therefore, for problems where the data is naturally divided by the owners, it would be more advantageous to apply decomposition-based methods, since the time required for model fitting is not affected by data transformations and each data owner only has access to their own coefficients. However, with the state-of-the-art approaches, it is difficult to guarantee that these techniques can indeed offer a robust solution for data privacy in data split by features. Finally, a remark about some specific business applications of the VAR, where owners know exactly some past values of the competitors. For example, consider a VAR model with lags $\Delta t = 1, 2$ and 24, which predicts the production of solar plants. Then, when forecasting the first sunlight hour of a day, all owners will know that the previous lags 1 and 2 have zero production (no sunlight). Irrespective of whether the coefficients are shared or not, a confidentiality breach may occur. For these special cases, the estimated coefficients cannot be used for a long time horizon, and online learning may represent an efficient alternative.

7. Conclusion

A critical overview of the literature techniques used to handle privacy issues in statistical learning methods was presented with regards to their application to the VAR model. The existing techniques have been divided into three families of approaches to guarantee privacy: data transformation, secure multi-party computation and decomposition of the optimization problem into sub-problems.

For each family, several points can be concluded. Starting with **data transformation techniques**, two remarks were made. The first one concerns the addition of random noise to the data. While the algorithm is simple to apply, this technique demands a trade-off between privacy and the correct estimation of the model's parameters. In our experiments, there was noticeable model degradation even though the data kept its original behavior. The second relates to the multiplication by a random matrix that is kept secret. For data where different owners observe different variables, ideally, this secret matrix would post-multiply data since this would allow each owner to generate a few lines of this matrix. However, as demonstrated in this paper, this transformation does not preserve the coefficients of the statistical algorithm.

The second group of techniques, **secure multi-party computations**, introduce privacy in the intermediate computations by defining the protocols for secure addition and multiplication of the private datasets. Linear algebra or homomorphic encryption methods are used. The main disadvantage of the linear algebra-based methods is that they do not take into account that, in the VAR model, both input and output are private and that a large proportion of the input matrix is determined by knowing the output. This means that shared data between agents might be enough for competitors to be able to reconstruct the data. Homomorphic cryptography methods might result in computationally demanding techniques since each dataset value has to be encrypted. Furthermore, in some of the approaches, all owners know the matrix \mathbf{B} at the end of the model estimation, meaning that confidentiality breaches may occur during the forecasting phase.

Finally, **decomposition of the optimization problem** into sub-problems that can be solved in parallel do have all the desired properties for a collaborative forecasting problem, since each owner only estimates their own coefficients. However, these approaches consist in iterative processes that require sharing intermediate results for the next update, meaning that each new iteration conveys more information about the secret datasets to the data owners, possibly breaching data confidentiality.

As future work, some of the limitations identified in this review will be addressed. Data transformation methods and decomposition-based methods could be combined so that the original problem could be solved in another feature space without it altering the solution of the problem or in a way that the original solution could be recovered.

Acknowledgements

This work was supported by the ERDF – European Regional Development Fund through the Operational Programme for Competitiveness and Internationalisation – COMPETE 2020 Programme, and by National Funds through the Portuguese funding agency, FCT (Fundação para a Ciência e a Tecnologia), within project ESGRIDS Desenvolvimento Sustentável da Rede Elétrica Inteligente/SAICTPAC/0004/2015-POCI-01-0145-FEDER-016434. And also by the FCT Ph.D. grant PD/BD/128189/2016 with financing from POCH (Operational Program of Human Capital) and the EU (European Union).

Appendix A. Differential Privacy

Mathematically, a randomized mechanism \mathcal{A} satisfies (ε, δ) -differential privacy if, for every possible output t of \mathcal{A} and for every pair of datasets \mathbf{D} and \mathbf{D}' (differing in at most one record),

$$\Pr(\mathcal{A}(\mathbf{D}) = t) \leq \delta + \exp(\varepsilon) \Pr(\mathcal{A}(\mathbf{D}') = t). \quad (\text{A.1})$$

In practice, differential privacy can be achieved by adding random noise W to some desirable function f of the data \mathbf{D} , i.e

$$\mathcal{A}(\mathbf{D}) = f(\mathbf{D}) + W. \quad (\text{A.2})$$

The $(\varepsilon, 0)$ -differential privacy is achieved by applying noise from Laplace distribution with scale parameter $\frac{\Delta f_1}{\varepsilon}$, with $\Delta f_k = \max\{\|f(\mathbf{D}) - f(\mathbf{D}')\|_k\}$. A common alternative is the Gaussian distribution but, in this case, $\delta > 0$ and the scale parameter which allows (ε, δ) -differential privacy is $\sigma \geq \sqrt{2 \log\left(\frac{1.25}{\delta}\right)} \frac{\Delta_2 f}{\varepsilon}$. Therefore, the data can be masked by considering

$$\mathcal{A}(\mathbf{D}) = \mathbf{D} + \mathbf{W}. \quad (\text{A.3})$$

Appendix B. ADMM Formulation for LV Models

The ADMM method solves the optimization problem

$$\underset{\mathbf{x}, \mathbf{z}}{\operatorname{argmin}} f(\mathbf{x}) + g(\mathbf{z}) \text{ such that } \mathbf{A}\mathbf{x} + \mathbf{B}\mathbf{z} = \mathbf{C} \quad (\text{B.1})$$

by using the augmented Lagrangian function formulated with dual variable \mathbf{u} , $L(\mathbf{x}, \mathbf{z}, \mathbf{u}) = f(\mathbf{x}) + g(\mathbf{z}) + \mathbf{u}^\top (\mathbf{A}\mathbf{x} + \mathbf{B}\mathbf{z} - \mathbf{C}) + \frac{\rho}{2} \|\mathbf{A}\mathbf{x} + \mathbf{B}\mathbf{z} - \mathbf{C}\|_2^2$. Thus, the solution is estimated by the following iterative system,

$$\begin{cases} \mathbf{x}^{k+1} := \underset{\mathbf{x}}{\operatorname{argmin}} L(\mathbf{x}, \mathbf{z}^k, \mathbf{u}^k) \\ \mathbf{z}^{k+1} := \underset{\mathbf{z}}{\operatorname{argmin}} L(\mathbf{x}^{k+1}, \mathbf{z}, \mathbf{u}^k) \\ \mathbf{u}^{k+1} := \mathbf{u}^k + \rho(\mathbf{A}\mathbf{x}^{k+1} + \mathbf{B}\mathbf{z}^{k+1} - \mathbf{C}). \end{cases} \quad (\text{B.2})$$

For data partitioned by records, the consensus problem splits primal variables \mathbf{x} and separately optimizes the decomposable cost function $f(\mathbf{x})$ for all the owners under the global consensus constraints. Considering that the sub-matrix $\mathbf{A}_k \in \mathbb{R}^{N_k \times M}$ of $\mathbf{A} \in \mathbb{R}^{N \times M}$ corresponds to the local data of the k -th owner, the coefficients $\mathbf{x}_k \in \mathbb{R}^{M \times 1}$ are solved by

$$\underset{\mathbf{x}, \mathbf{z}}{\operatorname{argmin}} \sum_k f_k(\mathbf{A}_k \mathbf{x}_k) + g(\mathbf{z}) \text{ s. t. } \mathbf{x}_k - \mathbf{z} = \mathbf{0}. \quad (\text{B.3})$$

For data partitioned by features, the sharing problem splits \mathbf{A} into $\mathbf{A}_k \in \mathbb{R}^{M \times N_k}$ and $\mathbf{x}_k \in \mathbb{R}^{M_k \times 1}$. Auxiliary $\mathbf{z}_k \in \mathbb{R}^{N \times 1}$ are introduced for the k -th owner based on \mathbf{A}_k and \mathbf{x}_k . In such case, the sharing

problem is formulated based on the decomposable cost function $f(\mathbf{x}_k)$ and \mathbf{x}_k are solved by

$$\underset{\mathbf{x}, \mathbf{z}}{\operatorname{argmin}} \sum_k f_k(\mathbf{x}_k) + g\left(\sum_k \mathbf{z}_k\right) \quad \text{s.t.} \quad \mathbf{A}_k \mathbf{x}_k - \mathbf{z}_k = \mathbf{0}. \quad (\text{B.4})$$

The ADMM formulation of the non-differentiable cost function associated to LV in (4) is obtained by replicating the \mathbf{B} variable in the \mathbf{H} variable and adding an equality constraint imposing that this two variables are equal,

$$\underset{\mathbf{B}}{\operatorname{argmin}} \left(\frac{1}{2} \|\mathbf{Y} - \mathbf{ZB}\|_2^2 + \lambda \|\mathbf{H}\|_1 \right) \quad \text{such that} \quad \mathbf{H} = \mathbf{B}, \quad (\text{B.5})$$

and consists in the following iterations Cavalcante et al. (2017),

$$\begin{cases} \mathbf{B}^{k+1} := \underset{\mathbf{B}}{\operatorname{argmin}} \left(\frac{1}{2} \|\mathbf{Y} - \mathbf{ZB}\|_2^2 + \frac{\rho}{2} \|\mathbf{B} - \mathbf{H}^k + \mathbf{U}^k\|_2^2 \right) \\ \mathbf{H}^{k+1} := \underset{\mathbf{H}}{\operatorname{argmin}} \left(\lambda \|\mathbf{H}\|_1 + \frac{\rho}{2} \|\mathbf{B}^{k+1} - \mathbf{H} + \mathbf{U}^k\|_2^2 \right) \\ \mathbf{U}^{k+1} := \mathbf{U}^k + \mathbf{B}^{k+1} - \mathbf{H}^{k+1}, \end{cases} \quad (\text{B.6})$$

where \mathbf{U} is the scaled dual variable associated with the constraint $\mathbf{B} = \mathbf{H}$.

Given that $\|\mathbf{Y} - \mathbf{ZB}\|_2^2$ and $\|\mathbf{H}\|_1$ are decomposable, the minimization problem over \mathbf{B} and \mathbf{H} can be separately solved for distributed data, enabling parallel computing. Furthermore, since in the LV model the data is naturally divided by features, the corresponding distributed ADMM formulation is the one presented in the system of equations (B.7),

$$\mathbf{B}_{A_i}^{k+1} = \underset{\mathbf{B}_{A_i}}{\operatorname{argmin}} \left(\frac{\rho}{2} \|\mathbf{Z}_{A_i} \mathbf{B}_{A_i}^k + \bar{\mathbf{H}}^k - \bar{\mathbf{ZB}}^k - \mathbf{U}^k - \mathbf{Z}_{A_i} \mathbf{B}_{A_i}\|_2^2 + \lambda \|\mathbf{B}_{A_i}\|_1 \right) \quad (\text{B.7a})$$

$$\bar{\mathbf{H}}^{k+1} = \frac{1}{N + \rho} \left(\mathbf{Y} + \rho \bar{\mathbf{ZB}}^{k+1} + \rho \mathbf{U}^k \right) \quad (\text{B.7b})$$

$$\mathbf{U}^{k+1} = \mathbf{U}^k + \bar{\mathbf{ZB}}^{k+1} - \bar{\mathbf{H}}^{k+1}, \quad (\text{B.7c})$$

where $\bar{\mathbf{ZB}}^k = \frac{1}{n} \sum_{j=1}^n \mathbf{Z}_{A_j} \mathbf{B}_{A_j}^k$.

For the performed experiments, convergence criteria for ADMM was $\|\mathbf{B}^{k+1} - \mathbf{B}^k\| / \max(1, \min(|\mathbf{B}^{k+1}|, |\mathbf{B}^k|)) < 10^{-8}$, with a maximum of 1000 iterations Cavalcante et al. (2017).

Appendix C. Synthetic Data

Synthetic data is generated by considering different VAR model configurations, i.e. different number of data owners, lags and corresponding coefficient matrix. Since a specific configuration can generate very distinct trajectories, 100 simulations are performed for each specified VAR model, each of them with 20,000

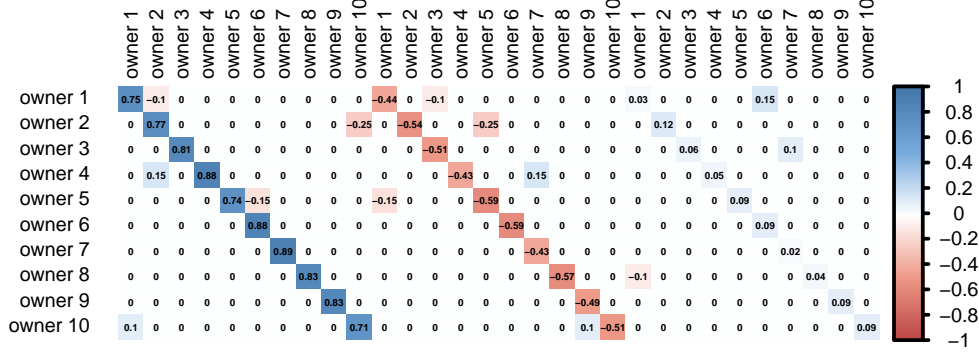


Figure C.5: Transpose of the coefficient matrix used to generate the VAR with 10 owners and 3 lags.

records. The first and simplest dataset assumes that the time series of 2 data owners are generated by a VAR with 2 lags described by

$$\begin{pmatrix} y_{1,t} & y_{2,t} \end{pmatrix} = \begin{pmatrix} y_{1,t-1} & y_{2,t-1} & y_{1,t-2} & y_{2,t-2} \end{pmatrix} \begin{pmatrix} 0.5 & 0.3 \\ 0.3 & 0.75 \\ -0.3 & -0.05 \\ -0.1 & -0.4 \end{pmatrix} + \begin{pmatrix} \varepsilon_{1,t} & \varepsilon_{2,t} \end{pmatrix}.$$

The second dataset is generated by assuming a VAR with 10 owners and 3 lags, which introduces a high percentage of sparsity to the coefficient matrix ($\approx 86\%$). Figure C.5 illustrates the considered coefficients. For both simulated datasets, the errors ε were assumed to follow a multivariate Normal distribution with a zero mean vector and a co-variance matrix equal to the identity matrix of appropriate dimensions.

References

References

- Adam, N. R., & Worthmann, J. C. (1989). Security-control methods for statistical databases: a comparative study. *ACM Computing Surveys (CSUR)*, 21, 515–556.
- Agarwal, A., Dahleh, M., & Sarkar, T. (2018). A marketplace for data: An algorithmic solution. *arXiv:1805.08125*, (pp. 1–23).
- Ahmad, H. W., Zilles, S., Hamilton, H. J., & Dosselmann, R. (2016). Prediction of retail prices of products using local competitors. *International Journal of Business Intelligence and Data Mining*, 11, 19–30.
- Ahmadi, H., Pham, N., Ganti, R., Abdelzaher, T., Nath, S., & Han, J. (2010). Privacy-aware regression modeling of participatory sensing data. In *Proceedings of the 8th ACM Conference on Embedded Networked Sensor Systems* (pp. 99–112). ACM.
- Aono, Y., Hayashi, T., Phong, L. T., & Wang, L. (2017). Input and output privacy-preserving linear regression. *IEICE TRANSACTIONS on Information and Systems*, 100, 2339–2347.
- Aviv, Y. (2003). A time-series framework for supply-chain inventory management. *Operational Research*, 51, 175–342.
- Aviv, Y. (2007). On the benefits of collaborative forecasting partnerships between retailers and manufacturers. *Management Science*, 53, 777–794.

- Bessa, R., Trindade, A., & Miranda, V. (2015). Spatial-temporal solar power forecasting for smart grids. *IEEE Transactions on Industrial Informatics*, 11, 232–241.
- Bessa, R. J., Rua, D., Abreu, C., Machado, P., Andrade, J. R., Pinto, R., Gonçalves, C., & Reis, M. (2018). Data economy for prosumers in a smart grid ecosystem. In *Proceedings of the Ninth International Conference on Future Energy Systems* (pp. 622–630). ACM.
- Boyd, S., Parikh, N., Chu, E., Peleato, B., Eckstein, J. et al. (2011). Distributed optimization and statistical learning via the alternating direction method of multipliers. *Foundations and Trends® in Machine learning*, 3, 1–122.
- Cavalcante, L., Bessa, R. J., Reis, M., & Dowell, J. (2017). Lasso vector autoregression structures for very short-term wind power forecasting. *Wind Energy*, 20, 657–675.
- Chen, Y.-R., Rezapour, A., & Tzeng, W.-G. (2018). Privacy-preserving ridge regression on distributed data. *Information Sciences*, 451, 34–49.
- Dai, W., Wang, S., Xiong, H., & Jiang, X. (2018). Privacy preserving federated big data analysis. In *Guide to Big Data Applications* (pp. 49–82). Springer.
- Dalenius, T. (1977). Privacy transformations for statistical information systems. *Journal of Statistical Planning and Inference*, 1, 73–86.
- Du, W., Han, Y. S., & Chen, S. (2004). Privacy-preserving multivariate statistical analysis: Linear regression and classification. In *SIAM International Conference on Data Mining (SDM)* (pp. 222–233). SIAM.
- Dwork, C., & Smith, A. (2009). Differential privacy for statistics: What we know and what we want to learn. *Journal of Privacy and Confidentiality*, 1, 135–154.
- Dwork, C., Talwar, K., Thakurta, A., & Zhang, L. (2014). Analyze gauss: optimal bounds for privacy-preserving principal component analysis. In *Proceedings of the forty-sixth annual ACM symposium on Theory of computing* (pp. 11–20). ACM.
- EU (2016). Regulation (EU) 2016/679 of the European Parliament and of the Council of 27 April 2016 on the protection of natural persons with regard to the processing of personal data and on the free movement of such data, and repealing Directive 95/46/EC (General Data Protection Regulation). Official Journal of the European Union.
- Fan, L., & Xiong, L. (2014). An adaptive approach to real-time aggregate monitoring with differential privacy. *IEEE Transactions on knowledge and data engineering*, 26, 2094–2106.
- Fienberg, S. E., Nardi, Y., & Slavković, A. B. (2009). Valid statistical analysis for logistic regression with multiple sources. In *Protecting persons while protecting the people* (pp. 82–94). Springer.
- Gascón, A., Schoppmann, P., Balle, B., Raykova, M., Doerner, J., Zahur, S., & Evans, D. (2017). Privacy-preserving distributed linear regression on high-dimensional data. *Proceedings on Privacy Enhancing Technologies*, 2017, 345–364.
- Hall, R., Fienberg, S. E., & Nardi, Y. (2011). Secure multiple linear regression based on homomorphic encryption. *Journal of Official Statistics*, 27, 669.
- Han, S., Ng, W. K., Wan, L., & Lee, V. C. (2010). Privacy-preserving gradient-descent methods. *IEEE Transactions on Knowledge and Data Engineering*, 22, 884–899.
- de Hoogh, S. (2012). Design of large scale applications of secure multiparty computation: secure linear programming. *Ph. D. dissertation*, .
- Huang, Z., Hu, R., Gong, Y., & Chan-Tin, E. (2018). Dp-admm: Admm-based distributed learning with differential privacy. *arXiv preprint arXiv:1808.10101*, .
- Jain, Y. K., & Bhandare, S. K. (2011). Min max normalization based data perturbation method for privacy protection. *International Journal of Computer & Communication Technology*, 2, 45–50.
- Jia, Q., Guo, L., Jin, Z., & Fang, Y. (2018). Preserving model privacy for machine learning in distributed systems. *IEEE Transactions on Parallel and Distributed Systems*, 29, 1808–1822.
- Jia, W., Zhu, H., Cao, Z., Dong, X., & Xiao, C. (2014). Human-factor-aware privacy-preserving aggregation in smart grid.

- IEEE Systems Journal*, 8, 598–607.
- Karr, A. F., Lin, X., Sanil, A. P., & Reiter, J. P. (2009). Privacy-preserving analysis of vertically partitioned data using secure matrix products. *Journal of Official Statistics*, 25, 125.
- Kurtulmus, A., & Daniel, K. (2018). Trustless machine learning contracts; evaluating and exchanging machine learning models on the ethereum blockchain. *arXiv:1802.10185*, .
- Li, N., Li, T., & Venkatasubramanian, S. (2007). t-Closeness: Privacy beyond k-anonymity and l-diversity. In *2007 IEEE 23rd International Conference on Data Engineering* (pp. 106–115). Istanbul, Turkey: IEEE.
- Li, Q., & Cao, G. (2012). Efficient and privacy-preserving data aggregation in mobile sensing. In *2012 20th IEEE International Conference on Network Protocols (ICNP)* (pp. 1–10). IEEE.
- Li, S., Xue, K., Yang, Q., & Hong, P. (2018). Ppma: privacy-preserving multisubset data aggregation in smart grid. *IEEE Transactions on Industrial Informatics*, 14, 462–471.
- Li, Y., & Genton, M. G. (2009). Single-index additive vector autoregressive time series models. *Scandinavian Journal of Statistic*, 36, 369–388.
- Li, Y., Jiang, X., Wang, S., Xiong, H., & Ohno-Machado, L. (2015). Vertical grid logistic regression (vertigo). *Journal of the American Medical Informatics Association*, 23, 570–579.
- Liu, Y., Guo, W., Fan, C.-I., Chang, L., & Cheng, C. (2018). A practical privacy-preserving data aggregation (3pda) scheme for smart grid. *IEEE Transactions on Industrial Informatics*, .
- Lu, C.-L., Wang, S., Ji, Z., Wu, Y., Xiong, L., Jiang, X., & Ohno-Machado, L. (2015). WebDISCO: a web service for distributed Cox model learning without patient-level data sharing. *Journal of the American Medical Informatics Association*, 22, 1212–1219.
- Ma, X., Zhu, Y., & Li, X. (2017). An efficient and secure ridge regression outsourcing scheme in wearable devices. *Computers & Electrical Engineering*, 63, 246–256.
- Machanavajjhala, A., Gehrke, J., Kifer, D., & Venkitasubramaniam, M. (2006). L-diversity: privacy beyond k-anonymity. In *22nd International Conference on Data Engineering (ICDE’06)* (p. 24). Atlanta, GA, USA, USA: IEEE.
- Mangasarian, O. L. (2011). Privacy-preserving linear programming. *Optimization Letters*, 5, 165–172.
- Mangasarian, O. L. (2012). Privacy-preserving horizontally partitioned linear programs. *Optimization Letters*, 6, 431–436.
- Mateos, G., Bazerque, J. A., & Giannakis, G. B. (2010). Distributed sparse linear regression. *IEEE Transactions on Signal Processing*, 58, 5262–5276.
- Mohassel, P., & Zhang, Y. (2017). Secureml: A system for scalable privacy-preserving machine learning. In *2017 IEEE Symposium on Security and Privacy (SP)* (pp. 19–38). IEEE.
- Nicholson, W. B., Matteson, D. S., & Bien, J. (2017). VARX-L: Structured regularization for large vector autoregressions with exogenous variables. *International Journal of Forecasting*, 33, 627–651.
- Nikolaenko, V., Weinsberg, U., Ioannidis, S., Joye, M., Boneh, D., & Taft, N. (2013). Privacy-preserving ridge regression on hundreds of millions of records. In *2013 IEEE Symposium on Security and Privacy* (pp. 334–348). IEEE.
- Papadimitriou, S., Li, F., Kollios, G., & Yu, P. S. (2007). Time series compressibility and privacy. In *Proceedings of the 33rd international conference on Very large data bases* (pp. 459–470). VLDB Endowment.
- Pinson, P. (2016). Introducing distributed learning approaches in wind power forecasting. In *2016 International Conference on Probabilistic Methods Applied to Power Systems (PMAPS)* (pp. 1–6). IEEE.
- Ravi, S., & Al-Deek, H. (2009). Predictions of freeway traffic speeds and volumes using vector autoregressive models. *Journal of Intelligent Transportation Systems*, 13, 53–72.
- Samarati, P. (2001). Protecting respondents identities in microdata release. *IEEE transactions on Knowledge and Data Engineering*, 13, 1010–1027.
- Slavkovic, A. B., Nardi, Y., & Tibbits, M. M. (2007). Secure logistic regression of horizontally and vertically partitioned

- distributed databases. In *icdmw* (pp. 723–728). IEEE.
- Song, S., Chaudhuri, K., & Sarwate, A. D. (2013). Stochastic gradient descent with differentially private updates. In *Global Conference on Signal and Information Processing (GlobalSIP), 2013 IEEE* (pp. 245–248). IEEE.
- Soria-Comas, J., Domingo-Ferrer, J., Sánchez, D., & Megías, D. (2017). Individual differential privacy: A utility-preserving formulation of differential privacy guarantees. *IEEE Transactions on Information Forensics and Security*, 12, 1418–1429.
- Tastu, J., Pinson, P., Trombe, P.-J., & Madsen, H. (2014). Probabilistic forecasts of wind power generation accounting for geographically dispersed information. *IEEE Transactions on Smart Grid*, 5, 480–489.
- Toda, H. Y., & Phillips, P. C. (1993). Vector autoregressions and causality. *Econometrica: Journal of the Econometric Society*, (pp. 1367–1393).
- Wu, Y., Jiang, X., Kim, J., & Ohno-Machado, L. (2012). Grid binary LOGistic REGression (GLORE): building shared models without sharing data. *Journal of the American Medical Informatics Association*, 19, 758–764.
- Yang, Q., Liu, Y., Chen, T., & Tong, Y. (2019). Federated machine learning: Concept and applications. *ACM Transactions on Intelligent Systems and Technology (TIST)*, 10, 12.
- Yu, S., Fung, G., Rosales, R., Krishnan, S., Rao, R. B., Dehing-Oberije, C., & Lambin, P. (2008). Privacy-preserving cox regression for survival analysis. In *Proceedings of the 14th ACM SIGKDD international conference on Knowledge discovery and data mining* (pp. 1034–1042). ACM.
- Zhang, C., Ahmad, M., & Wang, Y. (2019). Admm based privacy-preserving decentralized optimization. *IEEE Transactions on Information Forensics and Security*, 14, 565–580.
- Zhang, T., & Zhu, Q. (2017). Dynamic differential privacy for admm-based distributed classification learning. *IEEE Transactions on Information Forensics and Security*, 12, 172–187.
- Zhang, X., Khalili, M. M., & Liu, M. (2018). Recycled admm: Improve privacy and accuracy with less computation in distributed algorithms. In *2018 56th Annual Allerton Conference on Communication, Control, and Computing (Allerton)* (pp. 959–965). IEEE.
- Zhang, Y., & Wang, J. (2018). A distributed approach for wind power probabilistic forecasting considering spatio-temporal correlation without direct access to off-site information. *IEEE Transactions on Power Systems*, .
- Zhou, S., Lafferty, J., & Wasserman, L. (2009). Compressed and privacy-sensitive sparse regression. *IEEE Transactions on Information Theory*, 55, 846–866.
- Zhu, J., He, P., Zheng, Z., & Lyu, M. R. (2015). A privacy-preserving qos prediction framework for web service recommendation. In *2015 IEEE International Conference on Web Services* (pp. 241–248). IEEE.